

2021 Adopted Budget

Village of Oak Park, Illinois

Dec. 7, 2020





GOVERNMENT FINANCE OFFICERS ASSOCIATION

*Distinguished
Budget Presentation
Award*

PRESENTED TO

Village of Oak Park

Illinois

For the Fiscal Year Beginning

January 1, 2020

Christopher P. Morill

Executive Director

Village of Oak Park
Fiscal Year 2021 Adopted Budget
Table of Contents

Start Page <u>Number</u>	
	<u>INTRODUCTION</u>
7	Village Manager Transmittal Letter
22	Budget Process Calendar
23	Budgetary Process
25	Financial Policy Summary
	<u>BUDGET SUMMARY</u>
28	Village Organization Chart
29	Full Time Equivalent Summary
38	Full Time Equivalent Department Chart
39	Economic Incentive Summary
40	Partner Agency Summary
41	Inter-fund Transfer Schedule
42	Net Revenues Excluding Inter-fund Transfers In
43	Net Expenses Excluding Inter-fund Transfers Out
44	Debt Service Levy Summary
45	Property Tax Levy Summary FY20 vs. FY21
46	Graph- Special Revenue Funds
47	Graph- Capital Improvement Funds
48	Graph- Internal Service Funds
49	Graph- Enterprise Funds
50	Financial Summary- All Funds
	<u>GENERAL FUND</u>
51	General Fund Executive Overview
52	Revenue Definitions
54	Expenditure Definitions
56	Graph- General Fund Revenues
57	Graph- General Fund Expenditures
58	Budget Summary by Department
59	Budget Summary and Historical Actuals by Department
60	Expenditure Budget by Category
61	Revenue Summary
64	Graph- Property Tax and Real Estate Transfer Tax
65	Graph- Sales/Use Tax and Income Tax
66	Administrative Adjudication Organizational Chart
67	Administrative Adjudication Executive Overview
70	Administrative Adjudication Budget
71	Administrative Services Organizational Chart
72	Administrative Services VMO Office Executive Overview
80	Administrative Services VMO Office Budget
81	Administrative Services Communications Organizational Chart
82	Administrative Services Communications Executive Overview
88	Administrative Services Communications Budget
89	Administrative Services Human Resources Organizational Chart
90	Administrative Services Human Resources Executive Overview
94	Administrative Services Human Resources Budget
95	Administrative Services Law Organizational Chart
96	Administrative Services Law Executive Overview
99	Administrative Services Law Budget

Village of Oak Park
Fiscal Year 2021 Adopted Budget
Table of Contents

Start Page <u>Number</u>	
	<u>GENERAL FUND</u>
100	Community Relations Organizational Chart
101	Community Relations Executive Overview
104	Community Relations Budget
105	Development Customer Services Organizational Chart
106	Development Customer Services Executive Overview
114	Development Customer Services Budget
119	Finance Organizational Chart
120	Finance Executive Overview
123	Finance Budget
125	Fire Organizational Chart
126	Fire Executive Overview
129	Fire Budget
134	Information Technology Organizational Chart
135	Information Technology Executive Overview
138	Information Technology Budget
139	Police Organizational Chart
140	Police Executive Overview
143	Police Budget
145	Public Health Organizational Chart
146	Public Health Executive Overview
155	Public Health Budget
157	Public Works Organizational Chart
158	Public Works Executive Overview
166	Public Works Budget
177	Village Clerk Organizational Chart
178	Village Clerk Executive Overview
181	Village Clerk Budget
182	Village President & Board of Trustees Executive Overview
183	Village President & Board of Trustees Budget
	<u>SPECIAL REVENUE FUNDS</u>
184	Executive Overview
185	Bulletproof Vest Grant Overview
186	Bulletproof Vest Grant Budget
187	Community Development Block Grant Overview
188	Community Development Block Grant Budget
190	Community Development Loan Overview
191	Community Development Loan Budget
192	Cook County Lead Hazard Grant Overview
193	Cook County Lead Hazard Grant Budget
194	Earth Fest Overview
195	Earth Fest Budget
196	Emergency Solutions Grant Overview
197	Emergency Solutions Grant Budget
198	Farmers Market Overview

Village of Oak Park
Fiscal Year 2021 Adopted Budget
Table of Contents

Start Page <u>Number</u>	
199	Farmers Market Budget
200	Federal RICO Overview
201	Federal RICO Budget
202	Foreign Fire Insurance Overview
203	Foreign Fire Insurance Budget
204	Health Grants Overview
207	Health Grants Budget
210	IL. Dept. of Transportation Grant Overview
211	IL. Dept. of Transportation Grant Budget
212	Rebuild Illinois Grant Fund
213	Rebuild Illinois Grant Budget
214	Madison Street TIF Overview
215	Madison Street TIF Budget
216	Motor Fuel Tax Overview
217	Motor Fuel Tax Budget
220	Special Service Area #1 Overview
221	Special Service Area #1 Budget
223	Section 108 Loan Fund Overview
224	Section 108 Loan Fund Budget
225	Special Service Area #7 Overview
226	Special Service Area #7 Budget
227	Special Service Area 8 Overview
228	Special Service Area #8 Budget
229	State RICO Fund Overview
230	State RICO Fund Budget
231	Sustainability Fund Overview
236	Sustainability Fund Budget
237	Tobacco Enforcement Program Overview
238	Tobacco Enforcement Program Budget
239	Travel, Training & Wellness Overview
240	Travel, Training & Wellness Budget
	<u>CAPITAL IMPROVEMENT FUNDS</u>
241	Executive Overview
242	Building Improvement Overview
243	Building Improvement Budget
244	Equipment Replacement Overview
245	Equipment Replacement Budget
246	Fleet Replacement Overview
247	Fleet Replacement Budget
248	Capital Improvement General Overview
249	Graph- Home Rule Sales Tax and Local MFT
250	Capital Improvement General Budget
	<u>ENTERPRISE FUNDS</u>
253	Enterprise Fund Overview
254	Environmental Services Overview
257	Environmental Services Budget
259	Parking Overview
262	Parking Budget

**Village of Oak Park
Fiscal Year 2021 Adopted Budget
Table of Contents**

Start Page <u>Number</u>	
267	Water & Sewer Overview
271	Water & Sewer Budget
 <u>INTERNAL SERVICE FUNDS</u>	
275	Executive Overview
276	Debt Service Overview
277	Debt Service Budget
279	Health Insurance Fund Overview
280	Health Insurance Fund Budget
281	Self Insured Retention Fund Overview
282	Self Insured Retention Fund Budget
 <u>FIDUCIARY FUNDS</u>	
283	Executive Overview
284	Fire Pension Budget
285	Police Pension Budget
 <u>APPENDIX</u>	
286	Glossary of Terms
291	List of Funds
294	List of Departments
297	List of Accounts
302	Assessed Property Valuations by Category
303	Principal Employers
304	Principal Property Taxpayers
305	Pension Summary
306	Village Bond Rating Information
307	Debt Maturity Schedules by Bond Issue
323	Non-Bond Debt Maturity Schedule
324	Debt Outstanding Balance Summary
325	Debt Amortization Schedules
328	Sales Tax Historical Data
329	Real Estate Transfer Tax Purchaser Data
332	Tax Levy Historical Summary
333	Affordable Housing Restricted Fund Balance

Budget Message from the Village Manager

Date: December 11, 2020

To: Village President and Board of Trustees

From: Cara Pavlicek, Village Manager

Re: Fiscal Year 2021 Adopted Budget

Cc: Department Directors

Introduction

The Fiscal Year 2021 (FY21) Budget was adopted on December 7, 2020 and developed following a number of internal discussions including individual meetings with all Village Department Directors, the Village Clerk, and representatives from the seven¹ not-for-profit organizations which have a grant/funding agreement with the Village for FY20 funding and requested funding again for FY21. Representatives from the seven not-for-profit organizations will be required to execute grant/funding agreements with the Village based on the adopted amounts for FY21.

Appreciation is extended to Village staff for the significant work they have done in order to present information to CFO Drazner, Finance staff, as well as myself for an adopted budget that includes a levy increase capped at 3% as requested by the Village Board of Trustees.

This is the sixth year in which staff has formally presented a full five year Capital Improvement Plan (CIP). The Fiscal Year 2021- 2025 CIP was also accepted by the Village Board on December 7, 2020 and identifies the capital priorities for future years subject to review, discussion, and appropriation of funding.

FY21 Administrative Considerations

Chapter 2 of the Municipal Code establishes the foundation for the Municipal Budget and provides:

- The Village fiscal year is January 1 - December 31 annually.
- The Board of Trustees must adopt the annual budget prior to the start of the Fiscal Year and the passage of the annual budget shall be in lieu of passage of the appropriation ordinance.

¹ Downtown Oak Park, Oak Park Regional Housing Center, Oak Park Residence Corporation, Oak Park Housing Authority, Oak Park Area Arts Council, Oak Park Economic Development Corporation and Visit Oak Park.

- On or before the Village Board of Trustees' first regular meeting in November of each year, the Village Manager shall submit to the Board of Trustees an annual Municipal budget which contains estimates of revenues together with recommended expenditures in conformity with good fiscal management practice.

Each year, the administrative preparation of the budget compels staff to consider where there are increasing demands for Village services, where demands have diminished, and the cost implications of shifting demands. Staff began with the Village's current fiscal position as documented in the independent financial audit for the year ending December 31, 2019, and took into account the following considerations when recommending proposed service levels:

- The ongoing response to the COVID-19 pandemic which began in Q1 of 2020 which to date has resulted in 1,861 residents testing positive for the virus, forty-four resident deaths – of which thirty-one resided in a long term care facilities and thirty-one employees of the Village testing positive for COVID-19; and
- The related economic crisis associated with the pandemic; and
- The importance of a fiscally stable Village government.

To highlight the tough fiscal decisions reflected in the FY21 adopted budget, the Board's direction to limit the overall property tax levy increase to 3%, which equates to approximately \$1 million, was taken in to account. This has been done despite the \$1.3 million increase in funding for the Firefighters' and Police public safety pension funds, which resulted in the General Fund's share of the property tax levy decreasing by approximately \$314,000 to maintain a 3% cap. While tax year 2020 is the triennial reassessment year for Oak Park, the assessed valuations are not anticipated to significantly increase as result of the ongoing recession related to the pandemic.

The Village entered FY20 with General Fund reserves at the maximum 20 percent per Board policy of approximately \$14 million. With lowered revenue expectation due to the pandemic throughout FY20 and projected reduced revenues in FY21, expenditure reductions have been made and there are drawdowns in General Fund balance of about \$5.3 million in FY20 and \$1.6 million in FY21. As a result, at the end of FY21, it is anticipated that the Village will be slightly above the minimum 10 percent General Fund ending reserve balance which equates to approximately \$6.1 million. Such drawdowns cannot be repeated again in FY22 and beyond.

The Village will celebrate the 119th Anniversary of its incorporation in 2021. Staff has developed a comprehensive five year Capital Improvement Plan (CIP) and the first year of this updated plan is the foundation for capital projects in FY21 and allows the Village to identify and evaluate the state of the Village's infrastructure and plan for the associated costs. As is the case with most well-established communities, infrastructure needs will continue to increase and deferring such capital projects may

likely cost significantly more in the future. In prior years, Village Boards have dedicated certain revenues to capital projects such as the 1% home rule sales tax, a local \$.06/gallon gasoline tax, a portion of the telecommunications tax and the retail cannabis tax. While these revenues are helpful, they are nonetheless insufficient to finance capital projects using a *pay-as-you-go* model which the Village has previously elected. *Pay-as-you-go* allows the Village to save interest charges that come with debt financing as the primary alternative. The current dedicated revenue sources for capital are insufficient for a municipality the size and complexity as Oak Park. Village staff were able to balance the adopted FY21 capital budget (which includes Fleet, Equipment Replacement, and Building Improvements) by cancelling or deferring projects. However, subsequent to FY21, there are only a handful of realistic options in order to afford much needed infrastructure improvements and capital purchases:

- Issue debt to cover capital amounts which exceed dedicated revenues sources. Please note that such dedicated revenues only amount to approximately \$3 million a year. Therefore, aggregated projects which are not grant funded and exceed this \$3 million must either be either deferred or cancelled with the one other alternative of issuing more debt. Using leverage to pay for such projects is not ideal, but if it improves the community as a whole and incentivizes further development and the desire to live in Oak Park, it is worthwhile to consider, especially now with extremely low interest rates.
- In lieu of debt, additional dedicated revenue sources can be imposed such as an increase in the home rule sales tax rate, a locally assessed food & beverage tax, or a fixed dollar or percentage of the levy which is allocated to the Capital Fund. Even during normal times (pre-pandemic), increasing or imposing new taxes is detrimental to the business community and property owners. With so many businesses struggling due to the pandemic and the related economic impact, this is not an option being recommended.

Revenues and Expenditures

The Village fiscal year begins January 1, 2021 and ends December 31, 2021 and is comprised of 35 (excluding various small health grants) Funds. These Funds include:

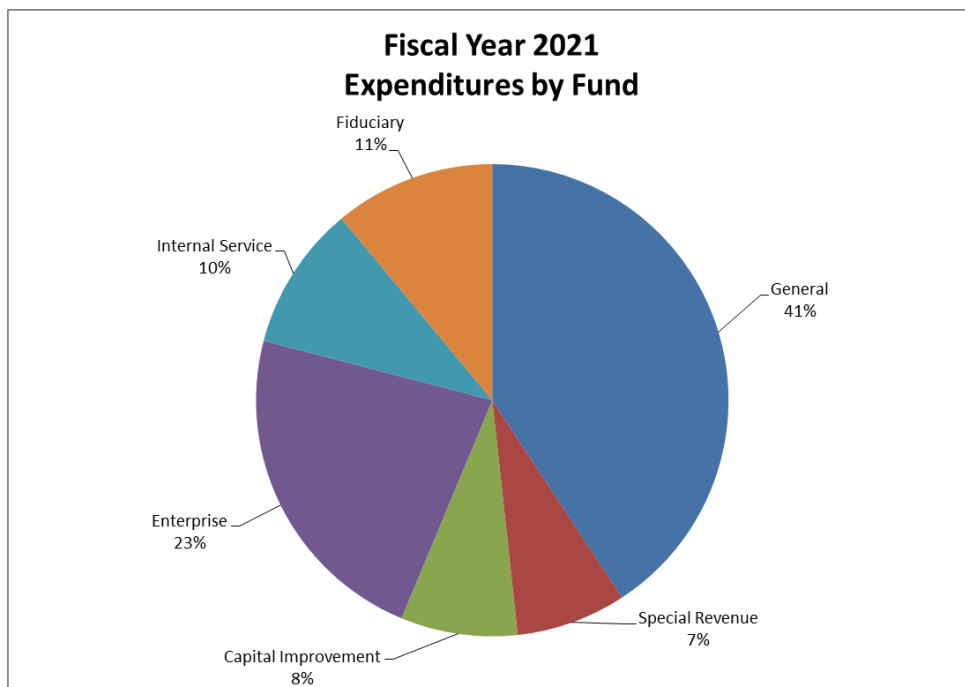
- a) General Funds which accounts for all the operating departments and general operating revenues which are not classified elsewhere.
- b) Internal Service Funds are used to track revenues and expenses that do not require legal separation from the General Fund but are budgeted and tracked independently for internal control, transparency, and accounting purposes. These include Debt Service Fund, Health Insurance Fund and the Self-Insured Retention Fund (SIRF).
- c) Enterprise Funds (Environmental Services, Parking and Water/Sewer) which are distinguished from other Village Funds in that they are often run similar to a business as they are strictly funded by user fees rather than property taxes. For these types of Funds, the Village may still issue bonds to help pay for capital improvements or expenditures but the payment on the debt service for this bonds is usually abated(removed) from the tax levy and paid by user fee revenue within the Fund.

- d) Special Revenue Funds are isolated from the general operations of the Village. These funds are for the financial management of Village services funded by revenues that have been earmarked for specific purposes. While the use of such revenues is sometimes guided by state and federal requirements, they can also be guided by policy directives from the Village Board of Trustees.
- e) Fiduciary Funds are established when pursuant to State of Illinois Compiled Statutes (ILCS), the Village maintains an independent pension board for both the Police and Firefighters' Pensions. The function of these boards is to serve in a fiduciary manner and diligently invest pension assets according to the limitations provided within their respective pension code sections of the ILCS. On an annual basis, the Village levies a fixed amount which is adopted with its General Fund levy in December of each year. Each pension fund then collects the distributions from its levy and may use the proceeds to either invest and/or pay pensioner benefits. Investments and expenses in the pension funds are not managed by Village staff but are rather handled by the elected or appointed members on each pension board. As such, the Village has limited control over the expenses and investment results in these funds.
- f) Capital Funds including the Capital Improvement Fund, Building Improvement Fund, Equipment Replacement Fund, and Fleet Replacement Fund support equipment and projects that have an extended life. The Capital Funds also include expenditures for personnel salaries and benefits that exclusively support the Funds programs and projects.
- g) Capital projects must meet the following criteria:
 - ✓ Minimum value of \$25,000 in aggregate per project
 - ✓ Useful life of longer than two years
 - ✓ Results in a fixed asset
 - ✓ If an engineering study, leads to a capital program

The use of Fund Accounting for the Village's revenues and expenditures is required as the Village of Oak Park is established under State Law as a municipal corporation and the Financial Accounting Foundation (FAF) requires the use of Generally Accepted Account Principles (GAAP) established by the Government Accounting Standards Board (GASB). Among the basic principles of governmental GAAP is fund accounting. Because of the diverse nature of governmental operations and the numerous legal and fiscal constraints under which those operations must be conducted, it is impossible to record all governmental financial transactions and balances in a single accounting entity. Therefore, unlike a small private business which is accounted for as a single entity, a governmental unit is accounted for through separate funds, each of which is a fiscal and accounting entity with a self-balancing set of accounts. When compared to the private sector, fund accounting would most closely resemble a large publicly traded company that consists of a parent corporation and its subsidiaries, where each subsidiary maintains a separate set of accounting records and reports its numbers to the parent which then consolidates all the information for investor reporting.

The FY21 Adopted Budget for all Funds includes approximately \$146 million in expenditures after excluding interfund transfers. Such interfund transfers are being excluded so expenditures are not double counted resulting in inflated totals (interfund transfers out are always offset with a corresponding interfund transfer-in which when combined net to zero). For comparison purposes, total village-wide expenditures in the current FY20 budget totals \$168 million. The decrease from FY20 adopted to the FY21 adopted budget includes a reduction in capital projects.

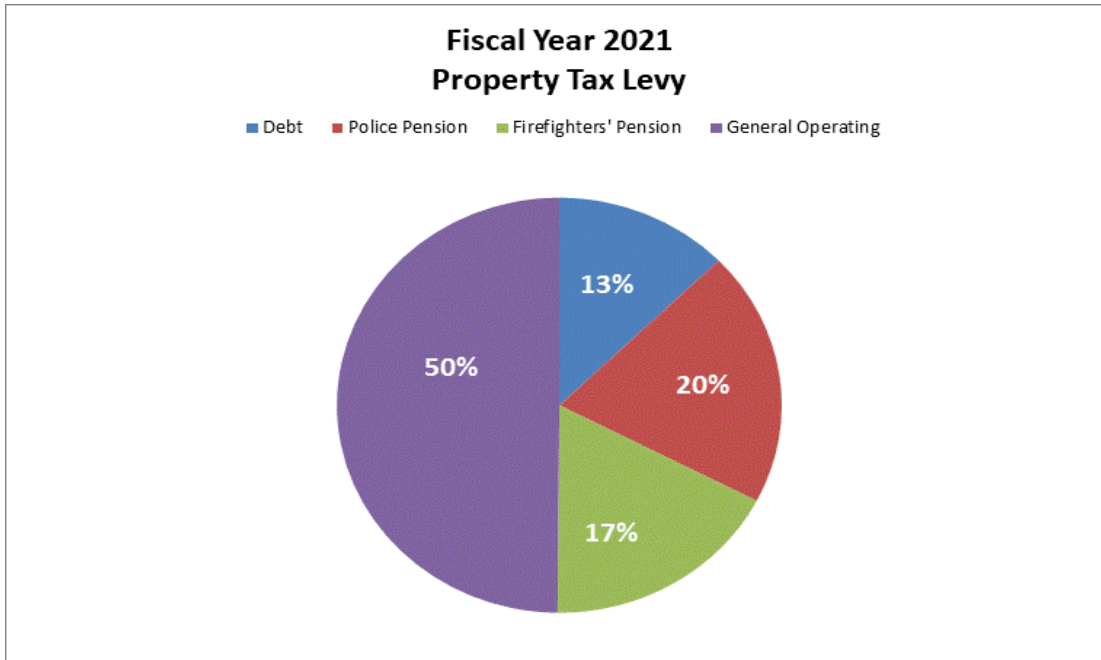
The chart below summarizes all budgeted FY21 expenditures by type of fund, with the General Fund comprising 41%.



The FY21 Adopted Budget was developed with the following impact to property taxes levied by the Village of Oak Park, before the application by Cook County of the loss allowance to the property tax levy:

1. No change in the levy for annual debt service expense after reducing for abatements (primarily, Enterprise Fund debt);
2. A combined increase of \$1,334,557 for the recommended police/fire pension levies;
3. A decrease of \$314,095 for the general corporate levy

The following chart depicts the allocation of the adopted property tax levy for the Village in FY21:



Furthermore, the next chart identifies the recommendations as compared to the adopted FY20 levy:

	Fiscal Year 2020 Tax Year 2019			Fiscal Year 2021 Tax Year 2020		
	Estimated Assessed Valuation	Loss Allowance %	Estimated Assessed Valuation	Estimated Assessed Valuation	Loss Allowance %	Estimated Assessed Valuation
	1,706,506,276		1,706,506,276	-		-
	<u>Village Levy</u>		<u>Extended Levy</u>		<u>Village Levy</u>	
Corporate Levy	17,938,940	3%	18,477,108	17,624,845	3%	18,153,590
Police Pension Levy	6,338,241	3%	6,528,388	6,973,534	3%	7,182,740
Firefighters Pension Levy	5,438,948	3%	5,602,116	6,138,212	3%	6,322,358
Subtotal	29,716,129		30,607,613	30,736,591		31,658,689
Gross Debt Service Levy	10,507,911	5%	11,033,307	11,453,717	5%	12,026,403
Debt Service to be Abated	(6,275,258)	5%	(6,589,021)	(7,221,064)	5%	(7,582,117)
Subtotal Net Debt Service Levy after Abatement	4,232,653		4,444,286	4,232,653		4,444,286
Total Property Tax Levy Request	33,948,782		35,051,899	34,969,244		36,102,974

It is noted that Cook County automatically adds on an additional 3% (5% for debt service) to the Village's levy to offset any potential unpaid taxes and/or reductions due to appeals. The end result is that in most years, the Village will realize between 98-100% of its levy which generally means that the sum of all appeals plus any unpaid taxes typically averages between 3- 5% each year.

The purpose of this automatic loss allowance add-on by the County is to allow taxing districts to collect close to 100% of the amount that is levied. In rare circumstances when appeals and/or unpaid taxes do not exceed 3%, it is theoretically possible that the Village may collect more than 100% of its levy, however, this has not happened looking back at the last ten years. Data on the

actual percentage of levies collected by fiscal year may be viewed on page 163 of the FY19 Comprehensive Annual Financial Report.

Sales tax revenues are also an important revenue stream for the Village and are established as follows:

Sales Tax in Oak Park	
State portion	5.00%
Village portion	1.00%
County portion	<u>0.25%</u>
Total Sales Tax by State Regulation- General Merchandise	<u>6.25%</u>
Village Home Rule Retailers' Occupation Tax	1.00%
Cook County Home Rule Retailers' Occupation Tax	1.75%
RTA Sales Tax	<u>1.00%</u>
Total Sales Tax Home Rule- General Merchandise	<u>3.75%</u>
Total Combined Sales Tax- General Merchandise**	<u>10.00%</u>

***Registered property (i.e. vehicles) and eligible food & drugs are taxed at a lower rate*

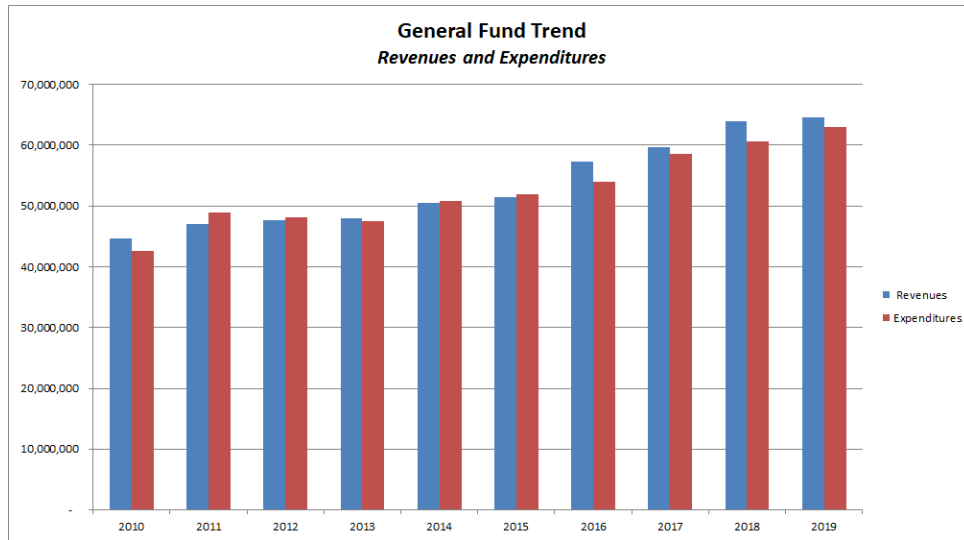
Reviewing sales tax collections by category during non-pandemic times for the first half of 2019, approximately 30.3% of all tax collected was from bars and restaurants, 22.1% from grocery stores, 20.0% from drug stores and miscellaneous retail shops, and 10.1% from gas stations/automotive repair. The pandemic has unfortunately adversely affected the village's largest sales tax source and many independently owned bars and restaurants may never recover from the pandemic. For the first six months of 2020, the Village saw an overall 5% decrease in total sales tax compared to the same period from 2019. The percentages by category as stated above remained approximately the same.

Sales Tax Analysis- 2019 to 2020

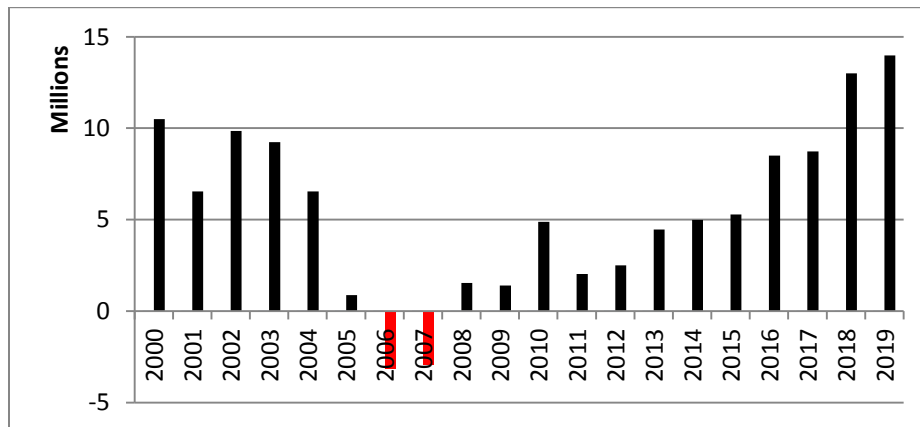
First Six Months of Each Year

<u>Category</u>	First Half			First Half		
	<u>1Q 2019</u>	<u>2Q 2019</u>	<u>2019</u>	<u>1Q 2020</u>	<u>2Q 2020</u>	<u>2020</u>
Agriculture & All Others	96,121	103,589	199,709	84,651	51,475	136,126
Apparel	39,449	53,964	93,413	34,752	21,051	55,803
Auto and Filling Stations	78,275	246,860	325,135	189,236	182,564	371,799
Drugs and Misc. Retail	375,574	261,598	637,172	358,783	367,151	725,934
Food/Groceries	337,932	368,122	706,054	362,934	344,083	707,018
Furniture and Household	26,301	32,275	58,577	21,773	16,999	38,772
General Merchandise	56,215	63,202	119,417	63,311	64,567	127,878
Lumber, Building, Hardware	22,885	38,457	61,341	24,144	37,710	61,854
Manufacturers	9,441	12,213	21,655	8,307	12,222	20,529
Restaurants	459,463	507,251	966,714	393,696	393,143	786,839
TOTAL	1,501,657	1,687,530	3,189,187	1,541,588	1,490,965	3,032,553

When focused on the Village’s General Fund, which captures operating expenditures, the chart below tracks General Fund revenues and expenditures from 2010 – 2019.



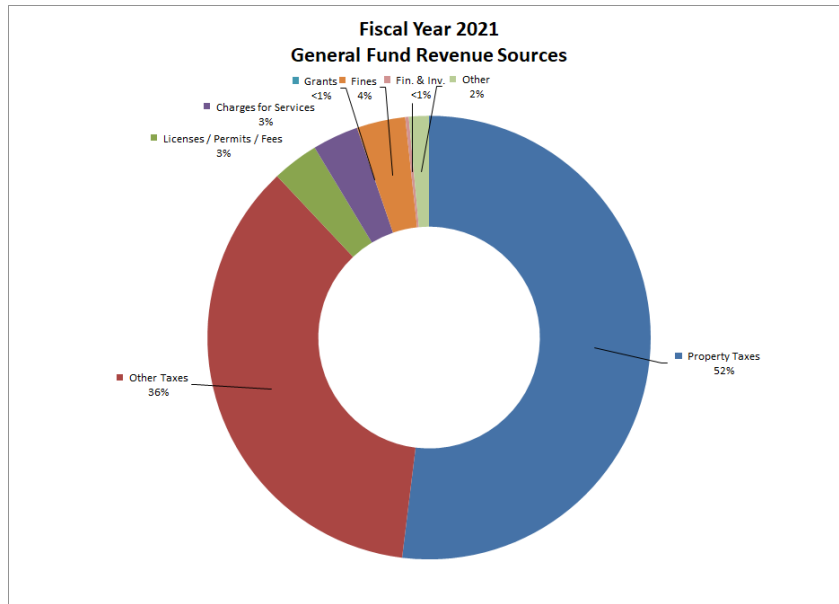
The Village Board adopted **Fund Balance Policy** for the General Fund states that an unreserved fund balance goal of no less than 10% or more than 20% of the current year’s estimated operational expenses shall be maintained. Of this balance, cash and investments should compose no less than 60%, equating to 6% of annual operating expenditures.



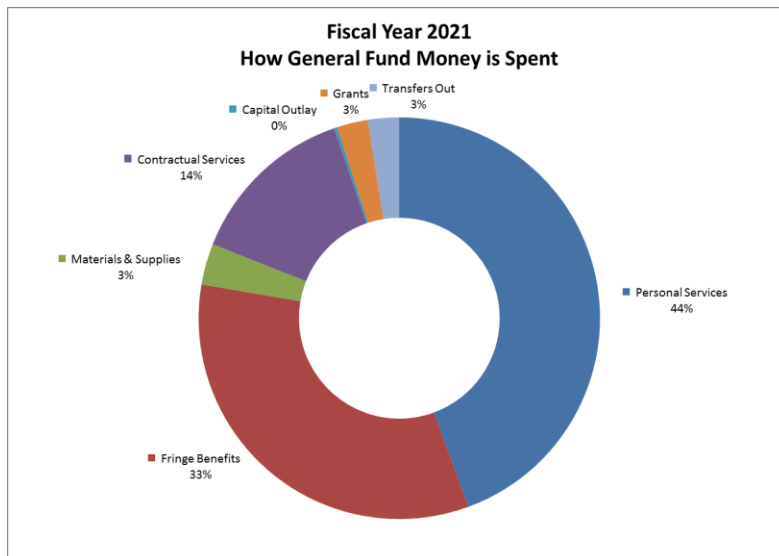
The revenue sources for the General Fund includes taxes, licenses, permits, fees, charges for services, grants, fines, and other sources. Property taxes remain the primary revenue source accounting for 52% of budgeted General Fund revenues.

In the adopted FY21 General Fund budget, revenues total approximately \$59.4 million which is about a 6.8% decrease from original FY20 budgeted revenues but 12% higher than FY20 amended revenues due to the pandemic. It is noted that property taxes - *excluding the amount allocated to*

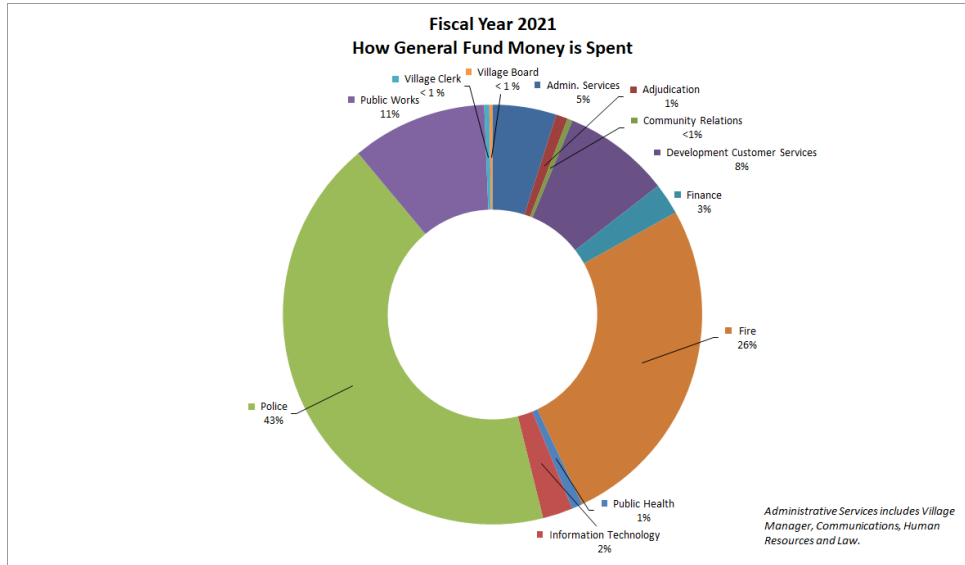
the public safety pensions – will actually see a decrease of about \$314,000. A visual depiction of General Fund revenues is shown below:



Overall FY21 budgeted General Fund expenditures total \$61.1 million, which is approximately a 3.4% decrease from FY 2020 projected expenditures. Approximately half of this decrease is the result of reallocating certain eligible salaries and benefits to the Motor Fuel Fund which was not done in the current fiscal year. During FY20 the Village has been undergoing an audit by the Illinois Department of Transportation (IDOT) of its motor fuel tax allocation and the shift of expenses to the fund has been deemed a best practice going forward.



Public Safety functions, comprised of the Police and Fire Departments, continue to make up the majority of General Fund expenditures, totaling \$43.0 million or 70% of FY21 budgeted expenditures as seen in the department breakdown below. It is noted that \$13.1 million, or 31% of the Police and Fire Department funding, is due to statutory pension contributions.



The following table provides a history on call volume for both departments as noted below:

Calls For Service							
	2013	2014	2015	2016	2017	2018	2019
Police	33,155	32,651	34,529	65,830	70,418	68,932	65,027
Fire	6,016	6,419	6,731	6,714	6,822	7,267	7,662
Combined	39,171	39,070	41,260	72,544	77,240	76,199	72,689

In 2016, a new 911 dispatch system began capturing police calls for service to include calls, traffic stops, premise checks, and alarm checks, thus resulting in the spike in police calls in 2016 compared to previous years.

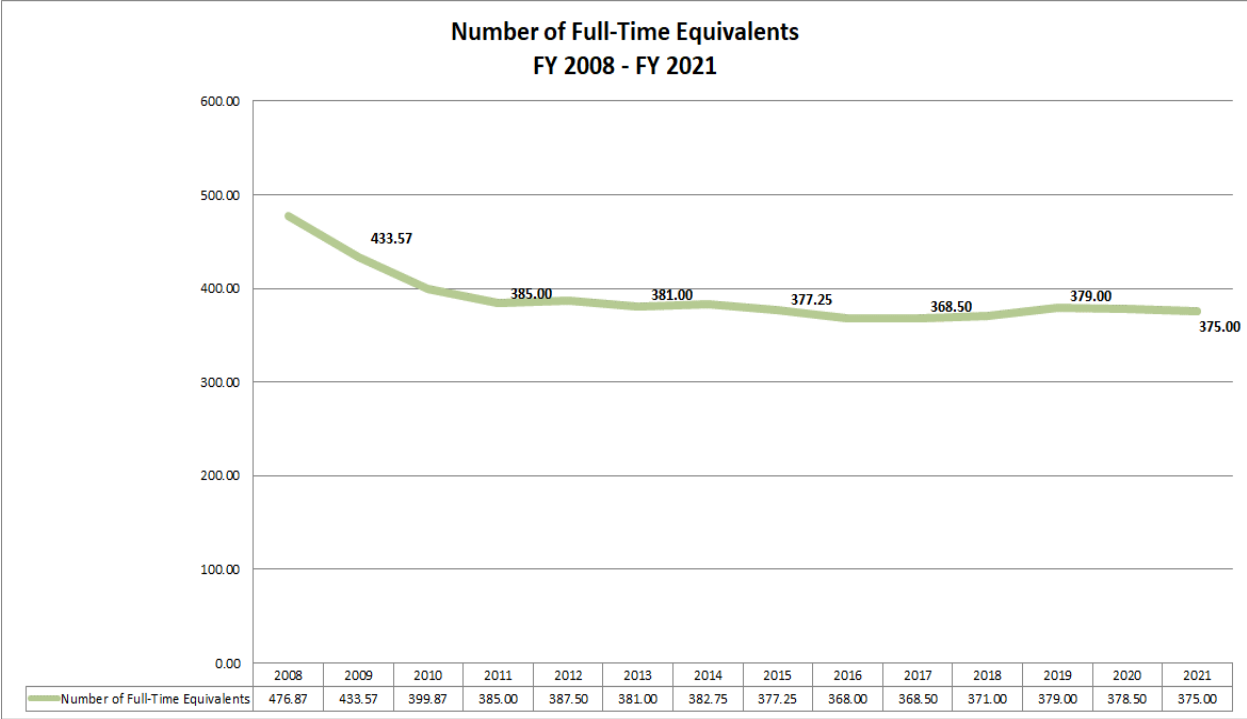
The General Fund also accounts for the majority of all expenditures related to the Village’s workforce. The Village Manager’s Office continues to make labor relations a key priority in partnership with the Human Resources Department and each Department Director. Of the nine collective bargaining agreements, six are current and three expire at the end of 2020 and therefore successor agreements negotiations are currently in process:

Bargaining Group	Expiration
FOP Police Officers	12/31/20
FOP Community Service Officers	12/31/23
IAFF Firefighters/Lieutenants	12/31/20
IBEW Local 9	12/31/20
Teamsters Local 705	03/31/21
SEIU Local 73 (Administrative)	12/31/21
IAM Local 701	06/30/22
FOP Police Sergeants	12/31/22
SEIU Local 73 (Water/Sewer Employees)	06/30/23

The adopted Budget provides funding for all covered employee wages and benefits as established in the applicable agreements. In regard to non-union exempt/non-exempt employees, the Budget does not include any wage increases, either for cost of living adjustments or merit tied to performance evaluations. The FY21 budget contains a net decrease of 3.5 FTE positions summarized as follows:

Synopsis of FTE Changes from FY20 to FY21 Recommendations

Administrative Adjudication: Reduced hours for Community Service Coordinator	(0.25)
Village Managers Office: Added Deputy Village Manager	1.00
Village Managers Office: Increased hours for Executive Secretary	0.25
Community Relations: Eliminated Intern	(0.50)
Development Customer Services-Parking Division: Eliminated PT Administrative Clerk	(0.50)
Development Customer Services-Parking Division: Added PT Customer Service Representative III	0.50
Development Customer Services-Parking Division: Eliminated Customer Service Representative II	(1.00)
Development Customer Services-Permit Processing Division: Added 2.5 Customer Service Representative III	2.50
Development Customer Services-Permit Processing Division: Eliminated 3 Customer Service Representative II	(3.00)
Finance: Eliminated Budget Revenue Analyst	(1.00)
Police: Added Police Administrative Commander	1.00
Police: Eliminated two Parking Enforcement Officers	(2.00)
Police: Eliminated two Field Police Officers	(2.00)
Police: Eliminated three School Resource Officers	(3.00)
Police: Eliminated Sergeant-Internal Affairs	(1.00)
Police: Added one Support Sergeant	1.00
Police: Added two Juvenile Officers	2.00
Public Health: Added Community Health Advisor	1.00
Public Works-Admin: Added a Customer Service Rep II	1.00
Public Works-Admin: Eliminated Administrative Assistant	(1.00)
Public Works-Admin: Added 1/2 FTE for Interns	0.50
Public Works-Forestry: Added one Forestry Technician II	1.00
Public Works-Forestry: Eliminated one Forestry Technician I	(1.00)
Public Works-Water/Sewer: Added Water Meter Supervisor	1.00
Net Impact of Recommended Changes	(3.50)



It is important to consider that personnel expenses (wages and benefits) account for approximately 75% of the General Fund budget and consistent with past practice, the FY21 Budget for General Fund expenditures reflect an approximately 95 percent staffing level. While all positions, both vacant and filled, are budgeted, a \$1.5 million “turnover savings” amount is included in the General Fund’s Finance Department budget (explained in greater detail below). A review of the prior fiscal years indicates that actual expenditures for salary and benefits are never 100% of the adopted budget amount:

<u>Fiscal Year</u>	<u>Actual Expenditures for Salary & Benefits as a % of Budgeted Expenditures</u>
2013	94.52%
2014	94.70%
2015	99.95%
2016	99.06%
2017	99.22%
2018	97.29%
2019	98.20%

Salary and benefit actual to budget variances have ranged from approximately 2 to 5% over the last several years, primarily attributable to normal retirements and turnover. In essence, while a full year of salary is budgeted, when vacancies occur mid-year, savings are realized which are, at times,

partially offset by payment to an employee for earned, but unused vacation at the time of retirement/separation. Savings from position vacancies during the course of the fiscal year are accounted for within the department budget. An estimated contra-expense (negative expense) is budgeted for annually in the Finance Department within the General Fund. Therefore, salaries and benefits are typically not over-appropriated when looking at budgeted General Fund expenditures in its entirety, assuming that the estimated contra expense is fairly accurate. However, it should be understood that unanticipated turnover and resulting vacancies can be rather difficult to predict.

Consistent with past practice, the Village Board has approved the staff request for authority to “over-hire” in 2021 for sworn staff when there is a known pending separation (retirement or resignation) of a Community Service Officer (CSO), as well as sworn members of the Police/Fire Departments and in situations of a long-term employee disability where said employee is not expected to return to work for an extended time period (labor law provides for an extended process for the employee to move to a disability retirement). The practice of seeking Board authority each year to “over-hire” for sworn staff reduces the use of sworn employees working excessive overtime in order to fill a “vacancy” and maintain minimum public safety staffing levels at the discretion of the Police/Fire Chiefs. This program was first approved in FY17 by the Village Board. This is an important strategy to meet the needs of the community for emergency responses.

The Village has a number of public services that are provided in the Village via contractors. While many are provided via a competitive bidding process (such as snow removal, building permit review/inspections or public infrastructure improvements) the Village has a class of contracts with various not-for-profit entities that are collectively referred to as “Partner Agencies” and others that are provided via Intergovernmental Cooperation Agreements supported via a contract for services which are captured within the General Fund. General Fund and CDBG expenditures for these Partners are nearly \$1.4 million when the Downtown Oak Park SSA levy is excluded. The adopted budget includes increased amounts per the Village Board’s request made during special meetings to review the budget. Agreements with partner agencies for this funding will be forthcoming in January 2021. Those agreements will affirm that any unexpended funding is returned to the Village and preclude funding used for alternate purposes during the one-year term of agreement and eliminating salary/benefit increases for partners which receive a majority of funding from the Village (either for cost of living adjustments or merit tied to performance) consistent with Village staff.

Village of Oak Park
Partner Agency (Non-Profit) Funding Summary
FY2021

<u>Agency Name</u>	Actual	Actual	Actual	Actual	Budget	Amended Budget	Budget
	<u>FY16</u>	<u>FY17</u>	<u>FY18</u>	<u>FY19</u>	<u>FY20</u>	<u>FY20</u>	<u>FY21</u>
Oak Park Regional Housing Center- Programatic Subsidy	425,000	425,000	425,000	391,382	300,000	300,000	300,000
Oak Park Regional Housing Center- CDBG Funding	82,293	117,820	86,609	104,665	90,438	115,415	90,438
Oak Park Regional Housing Center- CDBG Funding	60,669	89,064	56,569	75,305	73,000	75,508	73,000
SUBTOTAL	567,962	631,884	568,178	571,352	463,438	490,923	463,438
Oak Park Residence Corporation- Programatic Subsidy	35,000	35,000	35,000	38,750	42,500	63,750	35,000
Oak Park Housing Authority- Programatic Subsidy (Affordable Housing)	-	-	-	-	-	-	35,000
Oak Park Housing Authority- Programatic Subsidy	35,000	35,000	35,000	35,000	35,000	35,000	-
Visit Oak Park- Programatic Subsidy	57,500	57,500	57,500	57,500	-	-	-
Visit Oak Park- Hotel Motel Tax Revenues*	155,000	155,000	155,000	155,000	222,000	100,000	155,000
SUBTOTAL	212,500	212,500	212,500	212,500	222,000	100,000	155,000
Oak Park River Forest Chamber of Commerce	100,000	100,000	100,000	-	-	-	-
Oak Park Arts Council- Programatic Subsidy Oper Support	76,800	82,000	75,428	82,000	82,000	82,000	82,000
Oak Park Arts Council- Programatic Subsidy Art Funding	25,000	25,000	25,000	25,000	35,000	32,000	27,500
Oak Park Arts Council- Programatic Subsidy Off the Wall	27,000	32,500	32,500	35,000	35,000	-	35,000
Oak Park Arts Council- Public Art Support	20,000	100,000	65,000	70,000	75,000	50,000	40,000
SUBTOTAL	148,800	239,500	197,928	212,000	227,000	164,000	184,500
Oak Park Economic Development- Programatic Subsidy	721,500	657,970	670,786	571,500	571,500	571,500	521,500
Downtown Oak Park	676,083	650,000	700,000	725,000	725,000	725,000	700,000
TOTAL ALL OUTSIDE PARTNER AGENCY SUPPORT (Excluding Affordable Housing)	2,496,845	2,561,854	2,519,392	2,366,102	2,286,438	2,150,173	2,059,438

* To the extent that Hotel/Motel tax revenue is less than \$155,000, the shortfall will be funded via a General Programatic Subsidy.

In closing, I would like to reiterate the important role played by all employees in the Village Manager's Office, the Finance Department, and each Department Director along with their respective staff for preparation of this budget recommendation. Staff's dedication to Oak Park and their focus on identifying effective and efficient ways to deliver public services on a daily basis has allowed for both the continuation of services during the COVID-19 pandemic as well as the efficiencies identified for FY21.

As noted throughout this transmittal letter, this FY21 adopted budget was developed by thoroughly analyzing and considering a number of factors regarding the ongoing response to the COVID-19 pandemic, the related economic crisis, and the fiscal stability of the Village government.

Sincerely,



Cara Pavlicek
Village Manager

This page intentionally left blank

FY 2021 Budget Timeline

Budget & CIP Staff Kick-off	Wednesday, July 15, 2020
Village Board- Special Meeting #1 Pension overview and planning	Monday, July 27, 2020
Village Board- Special Meeting #2 Review CIP	Monday, October 5, 2020
Village Board- Regular Meeting Review Enterprise Funds, Internal Service Funds	Monday, October 12, 2020
Notice of Truth in Taxation Hearing appears in Wed Journal (if needed)	Wednesday, October 21, 2020
Village Board- Special Meeting #3 Review General Fund and Special Revenue Funds	Monday, October 26, 2020
Village Board - Regular Meeting Truth in Taxation Hearing (if needed)	Monday, November 02, 2020
Notice of Budget Public Hearing appears in Wed Journal	Wednesday, November 4, 2020
Village Board - Special Meeting #4 Full Board Budget Review I	Monday, November 09, 2020
Village Board - Regular Meeting Budget Public Hearing	Monday, November 16, 2020
Village Board - Special Meeting #5 (Tentative if needed) Full Board Budget Review II	Monday, November 23, 2020
Village Board - Regular Meeting Budget Adoption	Monday, December 07, 2020

Introduction

The Budget Adoption Process

The process for adoption and amendment of the Village of Oak Park budget, along with a calendar of the major dates and activities related to the development of the Village of Oak Park Budget is outlined in this section. Chapter 2 of the Village of Oak Park's Municipal Code establishes the foundation for the Municipal Budget. Excerpts from Chapter 2 follow:

- The Village's fiscal year is January 1 - December 31.
- The Board of Trustees must adopt the annual budget prior to the start of the Fiscal Year and passage of the annual budget shall be in lieu of passage of the appropriation ordinance.
- On or before the Village Board of Trustees' first regular meeting in November of each year, the Village Manager shall submit to the Board of Trustees an annual Municipal budget which contains estimates of revenues together with recommended expenditures in conformity with good fiscal management practice.
- The recommended budget presented by the Village Manager shall show the specific fund from which anticipated expenditures are charged.
- The annual budget may contain funds set aside for contingency purposes not to exceed ten percent (10%) of the total budget, commonly referred to as the Working Cash Fund.
- At least one public hearing shall be held by the Board of Trustees on the tentative annual budget prior to final action by the Board of Trustees. Copies of the tentative annual budget shall be made available for public inspection for at least ten (10) days prior to the hearing. After said hearing, the tentative budget may be further revised and passed without further notice, inspection or hearing.

The Budget Amendment Process

Annually, following adoption of the Budget, it may be necessary for the Village Board to consider amendments to the Adopted Budget in response to unforeseen issues as follow:

- **§2-6-5 (F) Revision of Annual Budget:** The Municipal Budget Officer, subject to approval by the Village Manager, may delete, add to, or change items within object classes, provided the budget for the object class is not increased.
- The Municipal Budget Officer, subject to approval by the Village Manager, may delete, add to, or change items, up to an amount of three thousand dollars (\$3,000) between object classes, provided the total fund budget is not increased and the annual aggregate of such transfers does not exceed one percent (1%) of the total fund budget.
- The corporate authorities, by a vote of two-thirds ($\frac{2}{3}$) of the members then holding office, shall have the authority to revise the budget by transferring monies from one fund to another or adding to any fund. No revision of the annual budget shall be made increasing the budget

in the event monies are not available to do so. (Ord. 1989-0-52, 7-5-89).

- Budget amendments will be compiled and submitted to the Board of Trustees for consideration in the month subsequent to each quarter end with the exception of the fourth quarter. Therefore, it is anticipated that a budget amendment will be included in Board agenda in the following months:
 - April (for quarter ended 3/31)
 - July (for quarter ended 6/30)
 - October (for quarter ended 9/30)
 - December (to adjust budget based on final year end projections)
- Should a requested budget amendment increase an account without an offsetting decrease in a different account, adequate revenue and/or reserves are required for an amended appropriated amount.

Financial Policies

The following is a summary of the Village of Oak Park's financial policies related to the following areas:

- Accounting and Budgeting Methods
- Balanced Budget
- Fund Balance
- Debt Limits
- Purchasing Practices
- Investment Practices

Accounting and Budgeting Methods – The accounting and budgeting records for general governmental operations are maintained on the modified accrual basis of accounting. Under this method, revenues are recorded when available and measurable and expenditures are recorded when materials or services are received and the liability is incurred. Accounting and budgeting records for the Village's enterprise funds, internal services funds and pension trust funds are maintained on the accrual basis of accounting.

Balanced Budget – A balanced budget is defined as a Fund in which annual budgeted revenues either meet or exceed annual budgeted expenditures or expenses, without the necessity of utilizing reserves or fund balance as a revenue source.

Fund Balance Policy – Appropriate fund balance levels are necessary to respond to unexpected emergencies and annual cash flow requirements. For the General Fund, the objective is to have an on-hand unreserved fund balance between 10% and 20% of the current year's estimated operating expenditures. Since unreserved fund balance is often comprised of non-cash amounts, it is furthermore the goal that cash and investment comprise no less than 60% of the targeted unreserved fund balance under this policy. Thus, it is the policy that total General Fund cash and investment balances be in the range of 6% and 12% of annual operating expenditures. For example, if the General Fund has annual budgeted expenditures of \$50 million, the goal would be for the General Fund to have a net (after offsetting inter-fund receivables/payables) \$3 million to \$6 million in cash/investments.

Debt Limit Policy – Under the 1970 Illinois Constitution, there is no legal limit for home rule municipalities, of which Oak Park is, except as set by the General Assembly. Reasonable rules of financial management, however, do offer some guidance which is subject to Village Board policy. The Village does not currently have any formula driven debt limit, but looks to the market to determine its credit worthiness which, in part, takes various measures of debt into account.

Purchasing Policy (subject to change pursuant to adoption of new policy) – When the total cost of any contract made for supplies, equipment, repair work or personal services exceeds \$25,000, or the total cost of making any public improvement exceeds \$10,000, the expenditure must be authorized by the Board of Trustees.

Additional policies on the bidding process – When the total cost of a public work or improvement is expected to exceed \$10,000, or when the total cost of any supplies, equipment or repair work is expected to exceed \$25,000, a call for bids is to be formally advertised. Bidding in all instances may

be waived by a two-thirds vote of the Board of Trustees. In cases of urgently needed material or urgent repairs involving labor and material, repairs and material may be obtained through negotiated contract without formal advertising with the approval of the Village Manager, when it is in the best interest of the Village and when it is not practical to convene a meeting of the Board of Trustees. Negotiated purchases without formal advertising may be approved by the Board of Trustees when it is impractical to secure competition, impossible to draft adequate specifications or any other adequately detailed description of the required property or services, or when the contemplated contract involves maintenance, repair, alteration or inspection and the exact nature or amount of work to be done is not known. However, staff shall first obtain in writing, whenever possible, at least three informal bids for the work whenever possible.

Investment Policy

Pooling of Funds – Except in certain restricted and special funds, the Village of Oak Park will consolidate cash balances from all funds to maximize investment earnings. Investment income will be allocated to the various funds based on their respective participation and in accordance with generally accepted accounting principles.

Safety of Principal – Investments shall be undertaken in a manner that seeks to ensure the preservation of capital in the overall portfolio. The objective will be to mitigate credit risk and interest rate risk.

Liquidity – The investment portfolio shall remain sufficiently liquid to meet all operating requirements that may be reasonably anticipated. This is accomplished by structuring the portfolio so that securities mature concurrent with cash needs (static liquidity). Furthermore, since all possible cash demands cannot be anticipated, the portfolio should consist of securities with active secondary or resale markets (dynamic liquidity). A portion of the portfolio may be placed in money market mutual funds or local government investment pools that offer the same-day liquidity as for short-term funds.

Rate of Return – The investment portfolio shall be designed with the objective of attaining a market rate of return throughout budgetary and economic cycles, taking into Investment risk constraints and liquidity needs. Return on investment is of least importance compared to the safety and liquidity objectives. The core of investments is limited to relatively low-risk securities in anticipation of earning a fair return relative to the risk being assumed. Securities shall not be sold prior to maturity with the following exceptions:

- Declining credit security could be sold early to minimize loss of principal
- Security swap would improve the quality, yield or target duration in the portfolio
- Liquidity needs of the portfolio require that the security be sold.

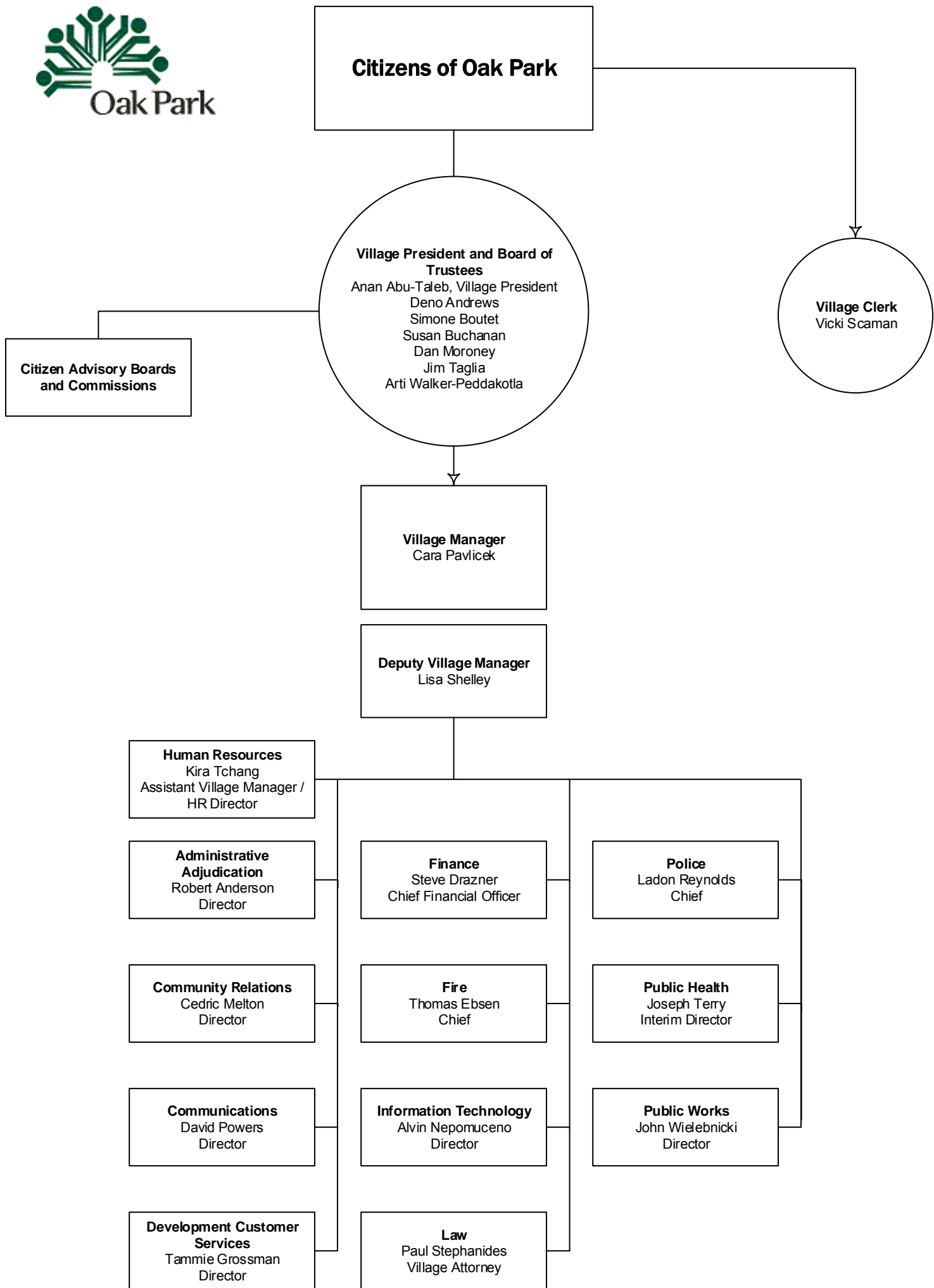
Consistent with Illinois Compiled Statutes 23 5/2, the following investments will be permitted by this policy:

- U.S. Government obligations, U.S. Government agency obligations and U.S. Government instrumentality obligations, which have a liquid market and a readily determinable market value

- Investment-grade obligations of state, provincial and local governments and public authorities
- Certificates of deposits and other evidences of deposit at financial institutions, bankers' acceptances and commercial paper, rated in the highest tier by a nationally recognized rating agency
- Money market mutual funds regulated by the SEC and whose portfolios consist only of domestic securities
- Local government investment pools, either state-administered or through joint powers, statutes or other intergovernmental agreement legislation.

In accordance with Illinois Compiled Statutes, collateralization of Public Deposits will be required on non-negotiable certificates of deposits.

- The Village of Oak Park will limit maximum final stated maturities to five (5) years unless specific authority is given to exceed or the investment is matched to a specific cash flow. To the extent possible, the Village will attempt to match its investments with anticipated cash flow requirements.
- Reserve funds and other funds with longer-term investment horizons may be invested in securities exceeding five (5) years if the maturity of such investments is made to coincide with the expected use of funds.



**VILLAGE OF OAK PARK
POSITION CONTROL- FULL TIME EQUIVALENTS**

DEPARTMENT	DIVISION/SUB CATEGORY	POSITION	<i>Amended</i>				
			FY17	FY18	FY19	FY20	FY21
Adjudication	N/A	Adjudication Director	1.00	1.00	1.00	1.00	1.00
Adjudication	N/A	Executive Secretary	1.00	1.00	1.00	1.00	1.00
Adjudication	N/A	Adjudication Hearing Clerk	1.00	1.00	1.00	1.00	1.00
Adjudication	N/A	Community Service Coordinator	-	0.50	0.50	0.50	0.25
TOTAL ADMINISTRATIVE ADJUDICATION			3.00	3.50	3.50	3.50	3.25
Administrative Services	Communications	Communications Director	1.00	1.00	1.00	1.00	1.00
Administrative Services	Communications	Communications & Social Media Manager <i>(Reclassified from "Coordinator" 01/01/18)</i>	1.00	1.00	1.00	1.00	1.00
Administrative Services	Communications	Comm. & Social Media Coordinator <i>(for public safety)</i>	-	-	0.50	0.50	0.50
Administrative Services	Communications	Media Production Manager	1.00	1.00	1.00	1.00	1.00
SUBTOTAL			3.00	3.00	3.50	3.50	3.50
Administrative Services	Human Resources	Director/Asst. Village Manager	1.00	1.00	1.00	1.00	1.00
Administrative Services	Human Resources	Human Resources Generalist	2.00	2.00	2.00	2.00	2.00
Administrative Services	Human Resources	Human Resources Coordinator	-	1.00	1.00	2.00	2.00
Administrative Services	Human Resources	Claims Administrator	1.00	-	-	-	-
Administrative Services	Human Resources	Executive Secretary	-	-	-	-	-
Administrative Services	Human Resources	Administrative Secretary	0.50	-	-	-	-
SUBTOTAL			4.50	4.00	4.00	5.00	5.00
Administrative Services	Law	Village Attorney	1.00	1.00	1.00	1.00	1.00
Administrative Services	Law	Assistant Village Attorney	1.00	1.00	1.00	1.00	1.00
Administrative Services	Law	Legal Secretary	1.00	1.00	1.00	1.00	1.00
Administrative Services	Law	Legal/Adm Secretary	-	0.50	0.50	0.50	0.50
SUBTOTAL			3.00	3.50	3.50	3.50	3.50
Administrative Services	Village Manager Office	Village Manager	1.00	1.00	1.00	1.00	1.00
Administrative Services	Village Manager Office	Deputy Village Manager	1.00	1.00	1.00	1.00	2.00
Administrative Services	Village Manager Office	Assistant Village Manager	-	-	-	-	-
Administrative Services	Village Manager Office	Executive Coordinator	1.00	1.00	1.00	1.00	1.00
Administrative Services	Village Manager Office	Sustainability Coordinator	1.00	1.00	1.00	1.00	1.00
Administrative Services	Village Manager Office	Executive Secretary	0.50	0.50	0.50	0.50	0.75

DEPARTMENT	DIVISION/SUB CATEGORY	POSITION	FY17	FY18	Amended FY19	FY20	FY21
Administrative Services	Village Manager Office	Administrative Intern	0.25	-	-	-	-
SUBTOTAL			4.75	4.50	4.50	4.50	5.75
TOTAL ADMINISTRATIVE SERVICES			15.25	15.00	15.50	16.50	17.75
Community Relations	N/A	Community Relations Director	1.00	1.00	1.00	1.00	1.00
Community Relations	N/A	Community Relations Coordinator	1.00	1.00	1.00	1.00	1.00
Community Relations	N/A	Management Intern	0.50	0.50	0.50	0.50	-
TOTAL COMMUNITY RELATIONS			2.50	2.50	2.50	2.50	2.00
Development Customer Services	Administration	Development Customer Services Director	1.00	1.00	1.00	1.00	1.00
Development Customer Services	Administration	Development Cust. Services Assistant Director	-	1.00	1.00	1.00	1.00
Development Customer Services	Administration	Budget/Revenue Analyst <i>(re-organized from Parking Division)</i>	-	1.00	1.00	1.00	1.00
Development Customer Services	Administration	Account Clerk II <i>(re-organized from Parking Division)</i>	1.00	1.00	1.00	1.00	1.00
Development Customer Services	Administration	Executive Secretary	1.50	1.50	2.00	2.00	2.00
SUBTOTAL			3.50	5.50	6.00	6.00	6.00
Development Customer Services	Business Services	Business Services Manager	1.00	1.00	-	-	-
Development Customer Services	Business Services	Business/License Officer <i>(re-organized to Neighborhood Services Division)</i>	2.00	2.00	-	-	-
SUBTOTAL			3.00	3.00	-	-	-
Development Customer Services	Community Planning	Urban Planner	1.00	1.00	1.00	1.00	1.00
Development Customer Services	Community Planning	Village Planner	1.00	1.00	1.00	1.00	1.00
Development Customer Services	Community Planning	Zoning Administrator	1.00	1.00	1.00	1.00	1.00
Development Customer Services	Community Planning	Summer Interns <i>(up to 2 - Historic Preservation)</i>	-	-	0.50	-	-
SUBTOTAL			3.00	3.00	3.50	3.00	3.00
Development Customer Services	Neighborhood Services	Neighborhood Services Manager	1.00	1.00	1.00	1.00	1.00
Development Customer Services	Neighborhood Services	Grants Supervisor	1.00	1.00	1.00	1.00	1.00
Development Customer Services	Neighborhood Services	Neighborhood Services Supervisor	1.00	1.00	1.00	1.00	1.00
Development Customer Services	Neighborhood Services	Community Development Technician	1.00	1.00	1.00	1.00	-
Development Customer Services	Neighborhood Services	Property Maint./Communitiy Development Inspector	4.00	4.00	4.00	4.00	5.00
Development Customer Services	Neighborhood Services	Business License Officer	-	-	2.00	2.00	2.00
Development Customer Services	Neighborhood Services	Grants Coordinator	1.00	1.00	1.00	1.00	1.00

DEPARTMENT	DIVISION/SUB CATEGORY	POSITION	FY17	FY18	Amended	FY20	FY21
					FY19		
Development Customer Services	Neighborhood Services	Account Clerk II	1.00	1.00	1.00	1.00	1.00
SUBTOTAL			10.00	10.00	12.00	12.00	12.00
Development Customer Services	Permit Processing	Permit Processing Manager/Chief Building Officer	1.00	1.00	1.00	1.00	1.00
Development Customer Services	Permit Processing	Permit Services Supervisor	1.00	1.00	1.00	1.00	1.00
Development Customer Services	Permit Processing	Plans Examiner	-	-	-	-	-
Development Customer Services	Permit Processing	Building Inspector	1.00	1.00	1.00	1.00	1.00
Development Customer Services	Permit Processing	Customer Service Rep. III (Previously "Permit Customer Service Technician")	3.50	3.50	3.00	3.00	2.50
SUBTOTAL			6.50	6.50	6.00	6.00	5.50
Development Customer Services	Parking Services	Parking Director	1.00	-	-	-	-
Development Customer Services	Parking Services	Parking & Mobility Services Manager	-	1.00	1.00	1.00	1.00
Development Customer Services	Parking Services	Assistant Director	1.00	-	-	-	-
Development Customer Services	Parking Services	Parking Services Supervisor	1.00	0.50	-	-	-
Development Customer Services	Parking Services	Parking Restrictions Coordinator	1.00	1.00	1.00	1.00	1.00
Development Customer Services	Parking Services	Administrative Clerk	1.50	1.50	1.50	1.50	1.00
Development Customer Services	Parking Services	Parking Facilities Supervisor	2.00	1.00	2.00	2.00	2.00
Development Customer Services	Parking Services	Parking Meter Technician	3.00	3.00	3.00	3.00	3.00
Development Customer Services	Parking Services	Permit Services Supervisor	1.00	0.50	-	-	-
Development Customer Services	Parking Services	Customer Service Rep. III (Previously "Parking Services Specialist")	-	-	-	-	0.50
Development Customer Services	Parking Services	Customer Service Rep. II (Previously "Parking Services Specialist")	4.50	4.50	3.50	3.00	2.00
SUBTOTAL			16.00	13.00	12.00	11.50	10.50
TOTAL DEVELOPMENT CUSTOMER SERVICES			42.00	41.00	39.50	38.50	37.00
Finance	N/A	Chief Financial Officer	1.00	1.00	1.00	1.00	1.00
Finance	N/A	Deputy Chief Financial Officer	1.00	1.00	1.00	1.00	1.00
Finance	N/A	Senior Accountant	1.00	1.00	1.00	1.00	1.00
Finance	N/A	Payroll Accountant	1.00	1.00	1.00	1.00	1.00
Finance	N/A	Budget/Revenue Analyst (re-organized from Budget & Financial Manager 7/1/18)	1.00	1.00	1.00	1.00	-
Finance	N/A	Accountant	1.00	1.00	0.50	-	-
Finance	N/A	Executive Secretary	1.00	1.00	1.00	1.00	1.00
Finance	N/A	Records Coordinator	1.00	1.00	-	-	-
Finance	N/A	Account Clerk II	2.00	2.00	2.00	-	-
Finance	N/A	Account Clerk III	-	-	-	2.00	2.00

DEPARTMENT	DIVISION/SUB CATEGORY	POSITION	FY17	FY18	Amended FY19	FY20	FY21
Finance	N/A	Cashier	2.50	2.50	2.50	2.50	2.50
TOTAL FINANCE			12.50	12.50	11.00	10.50	9.50
Fire	Administration	Fire Chief	1.00	1.00	1.00	1.00	1.00
Fire	Administration	Deputy Fire Chief - Community Services	1.00	1.00	1.00	1.00	1.00
Fire	Administration	Intern	-	0.25	0.25	-	-
Fire	Administration	Deputy Fire Chief - Operations	1.00	1.00	1.00	1.00	1.00
Fire	Administration	Fire Inspector- Civillian (2 Part-Time) <i>(service proposed by contractor in FY18)</i>	-	-	1.00	1.00	1.00
Fire	Administration	Office Coordinator <i>(previously "Executive Secretary")</i>	1.00	1.00	1.00	1.00	1.00
SUBTOTAL			4.00	4.25	5.25	5.00	5.00
Fire	Operations	Battalion Chief	3.00	3.00	3.00	3.00	3.00
Fire	Operations	Lieutenant	12.00	12.00	12.00	12.00	12.00
Fire	Operations	Firefighter/Paramedic	45.00	48.00	48.00	48.00	48.00
SUBTOTAL			60.00	63.00	63.00	63.00	63.00
TOTAL FIRE			64.00	67.25	68.25	68.00	68.00
Information Technology	N/A	Director	1.00	1.00	1.00	1.00	1.00
Information Technology	N/A	IT Operations Manager	1.00	1.00	1.00	1.00	1.00
Information Technology	N/A	Network Specialist	2.00	2.00	2.00	2.00	2.00
Information Technology	N/A	Systems Analyst	3.00	3.00	3.00	3.00	3.00
Information Technology	N/A	Executive Secretary	1.00	-	-	-	-
Information Technology	N/A	IT Office Coordinator	-	1.00	1.00	1.00	1.00
TOTAL INFORMATION TECHNOLOGY			8.00	8.00	8.00	8.00	8.00
Police	Administration	Police Chief	1.00	1.00	1.00	1.00	1.00
Police	Administration	Deputy Chief	2.00	2.00	2.00	2.00	2.00
Police	Administration	Police Administrative Commander <i>(re-organized as sworn in 2018)</i>	1.00	-	-	-	1.00
Police	Administration	Police Sergeant - Internal Affairs	-	-	1.00	1.00	-
Police	Administration	Police Officer- Research/Planning	1.00	1.00	-	-	-
Police	Administration	Training Coordinator & Emergency Preparedness/Response Manager <i>(State Grant & re-organized to Health Department 2018)</i>	1.00	-	-	-	-

DEPARTMENT	DIVISION/SUB CATEGORY	POSITION	FY17	FY18	Amended	FY20	FY21
					FY19		
Police	Administration	Executive Secretary	1.00	1.00	1.00	1.00	1.00
SUBTOTAL			7.00	5.00	5.00	5.00	5.00
Police	Field	Commander	3.00	4.00	3.00	3.00	3.00
Police	Field	Sergeant	14.00	14.00	12.00	12.00	12.00
Police	Field	Police Officer	65.00	65.00	65.00	65.00	63.00
Police	Field	Community Service Officer	6.00	6.00	6.00	6.00	6.00
Police	Field	Community Liaison Coordinator	-	-	-	-	-
Police	Field	Parking Enforcement Officer	10.00	10.00	10.00	10.00	8.00
Police	Field	Parking Enforcement Supervisor <i>(Position funding beginning 04/01/19)</i>	-	-	3.00	2.00	2.00
SUBTOTAL			98.00	99.00	99.00	98.00	94.00
Police	Support	Commander	1.00	1.00	2.00	2.00	2.00
Police	Support	Sergeant	3.00	3.00	4.00	4.00	5.00
Police	Support	Police Officer	14.00	13.00	16.00	16.00	16.00
Police	Support	Police Officer (School Resource Officer)	3.00	3.00	3.00	3.00	-
Police	Support	Police Officer (Juvenile Officer)	-	-	-	-	2.00
Police	Support	Police Officer (Resident Beat Officer)	5.00	6.00	6.00	6.00	6.00
Police	Support	Police Officer (Neighborhood Resource Officer)	2.00	2.00	2.00	2.00	2.00
Police	Support	Police Officer (Foot Patrol)	2.00	3.00	3.00	3.00	3.00
Police	Support	Police Officer (Training)	-	1.00	1.00	1.00	1.00
Police	Support	Police Officer (Investigation Support Officer)	-	-	-	-	-
Police	Support	Evidence/Detention Custodian <i>(re-organized from Administration)</i>	2.00	1.00	1.00	1.00	1.00
Police	Support	Court Services Liaison <i>(re-organized from Administration)</i>	1.00	1.00	1.00	1.00	1.00
Police	Support	Budget/Revenue Analyst <i>(re-organized from Administration)</i>	-	1.00	1.00	1.00	1.00
Police	Support	Crime Analyst	1.00	1.00	1.00	1.00	1.00
Police	Support	Police Records Supervisor	1.00	1.00	1.00	1.00	1.00
Police	Support	Parking Advocate	2.00	2.00	2.00	2.00	2.00
Police	Support	Senior Police Records Clerk	2.00	2.00	2.00	2.00	2.00
Police	Support	Police Records Clerk	2.00	2.00	2.00	2.00	2.00
SUBTOTAL			41.00	43.00	48.00	48.00	48.00
TOTAL SWORN			116.00	119.00	121.00	121.00	118.00
TOTAL CIVILIAN			30.00	28.00	31.00	30.00	29.00
TOTAL POLICE			146.00	147.00	152.00	151.00	147.00

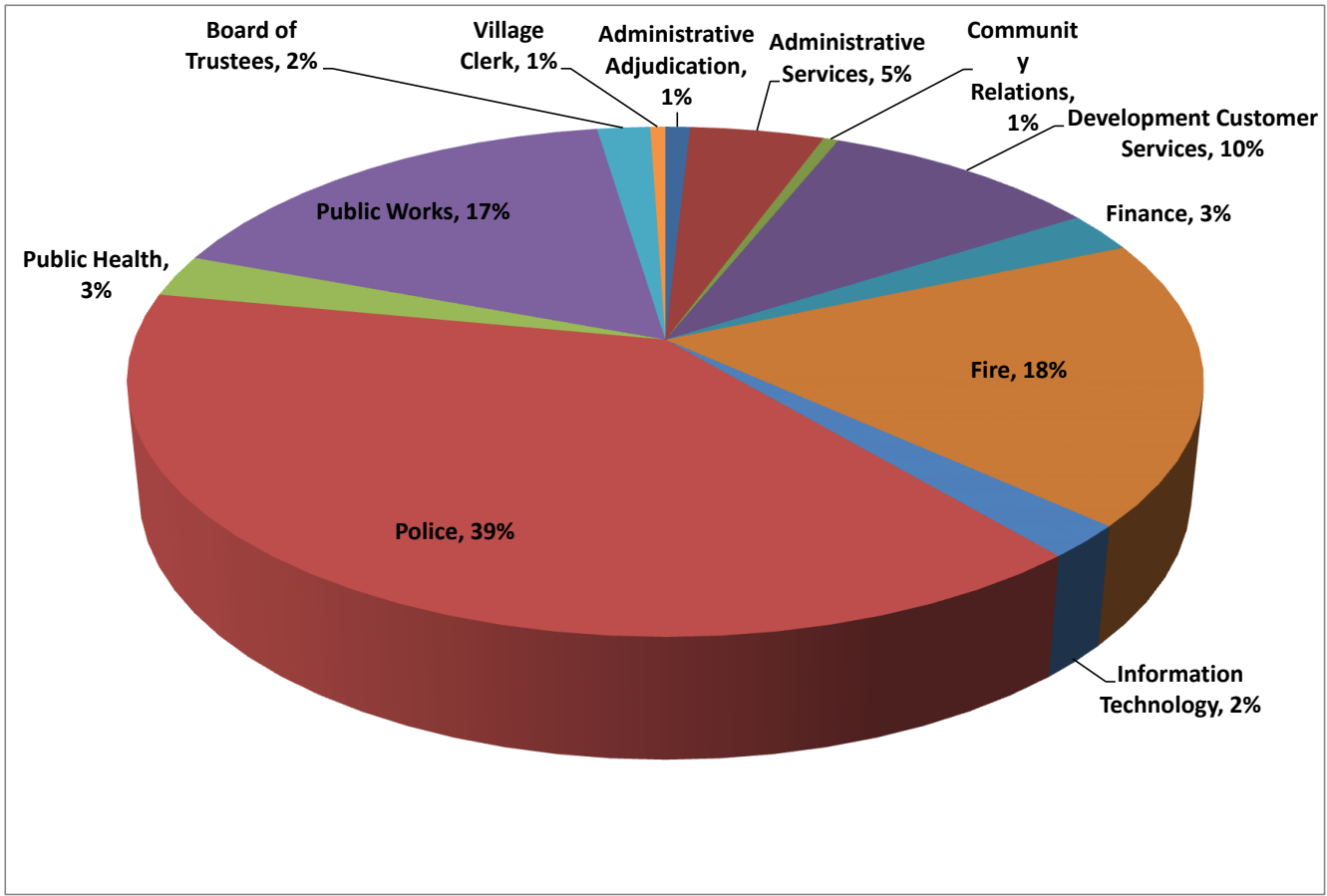
Public Health	N/A	Director	1.00	1.00	1.00	1.00	1.00
---------------	-----	----------	------	------	------	------	------

<u>DEPARTMENT</u>	<u>DIVISION/SUB CATEGORY</u>	<u>POSITION</u>	<u>FY17</u>	<u>FY18</u>	<i>Amended</i> <u>FY19</u>	<u>FY20</u>	<u>FY21</u>
Public Health	N/A	Emergency Preparedness & Response Coordinator <i>(position reclassified from Police Department)</i>	-	-	1.00	1.00	1.00
Public Health	N/A	Public Health Nurse	1.00	1.00	1.00	1.00	1.00
Public Health	N/A	Community Health Advisor					1.00
Public Health	N/A	Licensed Env. Health Pract. <i>(Previously "Sanitarian")</i>	2.00	2.00	2.00	2.00	2.00
Public Health	N/A	Grants Coordinator <i>(.50 duties transferred from contractual services)</i>	0.50	0.50	1.00	1.00	1.00
Public Health	N/A	Animal Control Officer	1.00	1.00	1.00	1.00	1.00
Public Health	N/A	Administrative Assistant	1.00	1.00	1.00	1.00	1.00
Public Health	N/A	Farmers Market Manager <i>(.50 duties transferred from contractual services)</i>	-	-	0.50	0.50	0.50
Public Health	N/A	Farmers Market Assistants (3) <i>(.50 duties transferred from contractual services in 2019)</i>	-	-	0.50	0.25	0.25
Public Health	N/A	Intern	0.25	0.25	0.25	0.25	0.25
TOTAL PUBLIC HEALTH			6.75	6.75	9.25	9.00	10.00
Public Works	Administration	Director	1.00	1.00	1.00	1.00	1.00
Public Works	Administration	Assistant Director	-	-	-	1.00	1.00
Public Works	Administration	Budget/Revenue Analyst <i>(reclassified 1/1/18)</i>	1.00	1.00	1.00	1.00	1.00
Public Works	Administration	Customer Service Rep II <i>(Previously Administrative Secretary)</i>	4.00	4.00	3.00	3.00	4.00
Public Works	Administration	Administrative Assistant	-	-	1.00	1.00	-
Public Works	Administration	Seasonal Various	1.00	0.50	1.00	0.50	1.00
SUBTOTAL			7.00	6.50	7.00	7.50	8.00
Public Works	Building Maintenance	Superintendent	1.00	1.00	1.00	1.00	1.00
Public Works	Building Maintenance	Building Maintenance Contract Coordinator	1.00	1.00	1.00	1.00	1.00
SUBTOTAL			2.00	2.00	2.00	2.00	2.00
Public Works	Engineering	Village Engineer	1.00	1.00	1.00	1.00	1.00
Public Works	Engineering	Traffic Engineer	1.00	1.00	-	-	-
Public Works	Engineering	Assistant Village Engineer	1.00	1.00	1.00	1.00	1.00
Public Works	Engineering	Civil Engineer II	3.00	3.00	3.00	3.00	3.00
Public Works	Engineering	Engineering Technician II	1.00	2.00	1.00	1.00	1.00
Public Works	Engineering	Civil Engineer I	-	-	1.00	1.00	1.00
Public Works	Engineering	Engineering Technician I	2.00	1.00	2.00	2.00	2.00
SUBTOTAL			9.00	9.00	9.00	9.00	9.00
Public Works	Environmental Services	Environmental Services Manager	1.00	1.00	1.00	1.00	1.00

DEPARTMENT	DIVISION/SUB CATEGORY	POSITION	FY17	FY18	Amended	FY20	FY21
					FY19		
Public Works	Environmental Services	Environmental Services Control Officer	1.00	1.00	1.00	1.00	1.00
Public Works	Environmental Services	Environmental Services Customer Representative	-	-	-	0.50	0.50
SUBTOTAL			2.00	2.00	2.00	2.50	2.50
Public Works	Fleet	Crew Chief	1.00	1.00	1.00	1.00	1.00
Public Works	Fleet	Superintendent	1.00	1.00	1.00	1.00	1.00
Public Works	Fleet	Sr. Fleet Automotive Service & Body Technician	1.00	1.00	1.00	1.00	1.00
Public Works	Fleet	Parts Supervisor	1.00	1.00	1.00	1.00	1.00
Public Works	Fleet	Parts Attendant	1.00	1.00	1.00	1.00	1.00
Public Works	Fleet	Fleet Automotive Service Technician	4.00	5.00	5.00	5.00	5.00
Public Works	Fleet	Fleet Autobody Technician	1.00	-	-	-	-
SUBTOTAL			10.00	10.00	10.00	10.00	10.00
Public Works	Forestry	Forestry Superintendent	1.00	1.00	1.00	1.00	1.00
Public Works	Forestry	Maintenance Crew Chief	1.00	1.00	1.00	1.00	1.00
Public Works	Forestry	Forestry Technician II	4.00	4.00	3.00	1.00	2.00
Public Works	Forestry	Forestry Technician I	-	-	-	1.00	-
SUBTOTAL			6.00	6.00	5.00	4.00	4.00
Public Works	Streets/Lighting	Streets Superintendent	1.00	1.00	1.00	1.00	1.00
Public Works	Streets/Lighting	Street Supervisor	1.00	1.00	1.00	1.00	1.00
Public Works	Streets/Lighting	Senior Electrician	-	1.00	1.00	1.00	1.00
Public Works	Streets/Lighting	Sr. Sign & Marking Technician	1.00	1.00	1.00	1.00	1.00
Public Works	Streets/Lighting	Equipment Operator	6.00	6.00	8.00	8.00	8.00
Public Works	Streets/Lighting	Electrician	2.00	1.00	1.00	1.00	1.00
SUBTOTAL			11.00	11.00	13.00	13.00	13.00
Public Works	Water/Sewer	Superintendent	1.00	1.00	1.00	1.00	1.00
Public Works	Water/Sewer	Water & Sewer Supervisor	1.00	1.00	1.00	1.00	1.00
Public Works	Water/Sewer	Sr. Pump Operator	1.00	1.00	1.00	1.00	1.00
Public Works	Water/Sewer	Water/Sewer Worker II	4.00	3.00	4.00	2.00	2.00
Public Works	Water/Sewer	Water/Sewer Worker I	3.00	4.00	3.00	6.00	6.00
Public Works	Water/Sewer	Pump Operator	2.00	2.00	2.00	2.00	2.00
Public Works	Water/Sewer	Water Meter Supervisor	-	-	-	-	1.00
Public Works	Water/Sewer	Meter Reader	0.50	0.50	0.50	1.00	1.00
SUBTOTAL			12.50	12.50	12.50	14.00	15.00

<u>DEPARTMENT</u>	<u>DIVISION/SUB CATEGORY</u>	<u>POSITION</u>	<u>FY17</u>	<u>FY18</u>	<i>Amended</i> <u>FY19</u>	<u>FY20</u>	<u>FY21</u>
TOTAL PUBLIC WORKS			59.50	59.00	60.50	62.00	63.50
Village Board of Trustees	N/A	Village President	1.00	1.00	1.00	1.00	1.00
Village Board of Trustees	N/A	Trustee	6.00	6.00	6.00	6.00	6.00
TOTAL BOARD OF TRUSTEES			7.00	7.00	7.00	7.00	7.00
Village Clerk	N/A	Village Clerk	1.00	1.00	1.00	1.00	1.00
Village Clerk	N/A	Deputy Village Clerk	1.00	1.00	1.00	1.00	1.00
Village Clerk	N/A	Sr. Administrative Clerk	1.00	-	-	-	-
TOTAL VILLAGE CLERK			3.00	2.00	2.00	2.00	2.00
TOTAL- ALL DEPARTMENTS			369.50	371.50	379.00	378.50	375.00

<u>DEPARTMENT</u>	<u>DIVISION/SUB CATEGORY</u>	<u>POSITION</u>	<u>FY17</u>	<u>FY18</u>	<i>Amended</i> <u>FY19</u>	<u>FY20</u>	<u>FY21</u>
Synopsis of FTE Changes from FY20 to FY21 Recommendations							
		Administrative Adjudication: Reduced hours for Community Service Coordinator					(0.25)
		Village Managers Office: Added Deputy Village Manager					1.00
		Village Managers Office: Increased hours for Executive Secretary					0.25
		Community Relations: Eliminated Intern					(0.50)
		Development Customer Services-Parking Division: Eliminated Part-Time Administrative Clerk					(0.50)
		Development Customer Services-Parking Division: Added 0.5 Customer Service Representative III					0.50
		Development Customer Services-Parking Division: Eliminated Customer Service Representative II					(1.00)
		Development Customer Services-Permit Processing Division: Added 2.5 Customer Service Representative III					2.50
		Development Customer Services-Permit Processing Division: Eliminated 3 Customer Service Representative II					(3.00)
		Finance: Eliminated Budget Revenue Analyst					(1.00)
		Police: Added Police Administrative Commander					1.00
		Police: Eliminated two Parking Enforcement Officers					(2.00)
		Police: Eliminated two Field Police Officers					(2.00)
		Police: Eliminated three School Resource Officers					(3.00)
		Police: Eliminated Sergeant-Internal Affairs					(1.00)
		Police: Added one Support Sergeant					1.00
		Police: Added two Juvenile Officers					2.00
		Public Health: Added Community Health Advisor					1.00
		Public Works-Admin: Added a Customer Service Rep II					1.00
		Public Works-Admin: Eliminated Administrative Assistant					(1.00)
		Public Works-Admin: Added 1/2 FTE for Interns					0.50
		Public Works-Forestry: Added one Forestry Technician II					1.00
		Public Works-Forestry: Eliminated one Forestry Technician I					(1.00)
		Public Works-Water/Sewer: Added Water Meter Supervisor					1.00
<hr/>							
		Net Impact of Recommended Changes					(3.50)



<u>Department</u>	<u>FTE</u>	<u>%</u>
Administrative Adjudication	3.25	1%
Administrative Services	17.75	5%
Community Relations	2.00	1%
Development Customer Services	37.00	10%
Finance	9.50	3%
Fire	68.00	18%
Information Technology	8.00	2%
Police	147.00	39%
Public Health	10.00	3%
Public Works	63.50	17%
Board of Trustees	7.00	2%
Village Clerk	2.00	1%
Total FTEs	<u>375.00</u>	

Village of Oak Park
Economic Incentive Summary
Fiscal Year 2021

<u>Payee</u>	<u>Incentive Description</u>	<u>Fund</u>	<u>FY20 Projected Expense</u>	<u>FY21 Budgeted Expense</u>	<u>GL#</u>
Gugly	Years 1-4, 100% of municipal sales (1% ROT and 1% HR Sales) and 3% local liquor tax to developer; Years 5-7, 50% of municipal sales and local liquor tax to developer. Incentive capped at \$50K/year.	General	50,000	50,000	1001.46260.101.530649
Sherwin Williams	60% 1% ROT and 1% HR sales tax to developer capped at a cumulative \$75K	General	15,000	15,000	1001.46260.101.530649
Autobarn	After surpassing \$50M in cumulative revenue, VOP and Developer share equally 1% ROT and 1% HR sales tax for a six year period. No incentive ceiling/cap.	General	110,000	120,000	1001.46260.101.530649
Clark Street RDA	Annual \$200K sales tax revenue base to VOP. Sales tax revenue (1% ROT and 1% HR) above \$200K for calendar year 100% allocated to developer. Incentive capped at a cumulative \$750K	General	-	-	1001.46260.101.530649
CMV Development	Fixed incentive per agreement		25,000	25,000	1001.46260.101.530649
TOTAL			<u>200,000</u>	<u>210,000</u>	

Village of Oak Park
Partner Agency (Non-Profit) Funding Summary
FY2021

<u>Agency Name</u>	GL <u>Account</u>	Actual	Actual	Actual	Actual	Budget	Amended Budget	Budget
		<u>FY16</u>	<u>FY17</u>	<u>FY18</u>	<u>FY19</u>	<u>FY20</u>	<u>FY20</u>	<u>FY21</u>
Oak Park Regional Housing Center- Programatic Subsidy	1001.46206.240.585652	425,000	425,000	425,000	391,382	300,000	300,000	300,000
Oak Park Regional Housing Center- CDBG Funding	2083.46201.101.583608	82,293	117,820	86,609	104,665	90,438	115,415	90,438
Oak Park Regional Housing Center- CDBG Funding	2083.46201.101.583660	60,669	89,064	56,569	75,305	73,000	75,508	73,000
SUBTOTAL		567,962	631,884	568,178	571,352	463,438	490,923	463,438
Oak Park Residence Corporation- Programatic Subsidy	1001.46206.280.585652	35,000	35,000	35,000	38,750	42,500	63,750	35,000
Oak Park Housing Authority- Programatic Subsidy (Affordable Housing)	1001.46260.101.583670	-	-	-	-	-	-	35,000
Oak Park Housing Authority- Programatic Subsidy	1001.46206.230.585652	35,000	35,000	35,000	35,000	35,000	35,000	-
Visit Oak Park- Programatic Subsidy	1001.46260.231.585652	57,500	57,500	57,500	57,500	-	-	-
Visit Oak Park- Hotel Motel Tax Revenues*	1001.46260.231.585652	155,000	155,000	155,000	155,000	222,000	100,000	155,000
SUBTOTAL		212,500	212,500	212,500	212,500	222,000	100,000	155,000
Oak Park River Forest Chamber of Commerce	1001.46205.101.530667	100,000	100,000	100,000	-	-	-	-
Oak Park Arts Council- Programatic Subsidy Oper Support	1001.46260.233.585652	76,800	82,000	75,428	82,000	82,000	82,000	82,000
Oak Park Arts Council- Programatic Subsidy Art Funding	1001.46260.233.585653	25,000	25,000	25,000	25,000	35,000	32,000	27,500
Oak Park Arts Council- Programatic Subsidy Off the Wall	1001.46260.233.585654	27,000	32,500	32,500	35,000	35,000	-	35,000
Oak Park Arts Council- Public Art Support	1001.46260.233.585655	20,000	100,000	65,000	70,000	75,000	50,000	40,000
SUBTOTAL		148,800	239,500	197,928	212,000	227,000	164,000	184,500
Oak Park Economic Development- Programatic Subsidy	1001.46260.232.585652	721,500	657,970	670,786	571,500	571,500	571,500	521,500
Downtown Oak Park	2081.41300.101.530667	676,083	650,000	700,000	725,000	725,000	725,000	700,000
TOTAL ALL OUTSIDE PARTNER AGENCY SUPPORT (Excluding Affordable Housing)		2,496,845	2,561,854	2,519,392	2,366,102	2,286,438	2,150,173	2,059,438

* To the extent that Hotel/Motel tax revenue is less than \$155,000, the shortfall will be funded via a General Programatic Subsidy.

Village of Oak Park
Inter-Fund Transfer Schedule
2021 Budget

	<u>Revenue Fund</u>					<u>Transfer In</u>	<u>Expenditure Fund</u>					<u>Transfer Out</u>
Debt Service Fund	4025	41300	101	491401	500,000	General Fund	1001	41300	101	591825	(500,000)	
Parking Fund	5060	41300	101	491401	40,000	General Fund	1001	41300	101	591860	(40,000)	
Self-Insured Retention Fund	6026	41300	101	491401	1,000,000	General Fund	1001	41300	101	591826	(1,000,000)	
Fleet Replacement Fund	3032	43900	101	491424	277,500	Federal RICO Fund	2024	42400	101	591832	(277,500)	
Equipment Replacement Fund	3029	41300	101	491495	620,000	Capital Fund	3095	41300	101	591829	(620,000)	
Fleet Replacement Fund	3032	41300	101	491495	200,000	Capital Fund	3095	41300	101	591832	(200,000)	
Self-Insured Retention Fund	6026	41300	101	491440	670,000	Water and Sewer Fund	5040	41300	101	591826	(670,000)	
Sustainability Fund	2310	41300	101	491455	150,000	Environmental Services Fund	5055	41300	101	591890	(150,000)	
Debt Service Fund	4025	41300	101	491455	350,000	Environmental Services Fund	5055	41300	101	591890	(350,000)	
Earth Fest Fund	5057	43760	101	491499	7,000	Environmental Services Fund	5055	41300	101	591890	(7,000)	
Self-Insured Retention Fund	6026	41300	101	491460	300,000	Parking Fund	5060	41300	101	591826	(300,000)	
TOTAL INTERFUND TRANSFERS EXCLUDING HEALTH INS. CONTRIBUTIONS					4,114,500						(4,114,500)	

Village of Oak Park
 Net Revenues- All Funds
 Excludes Interfund Transfers-In

Fund Name	Fund Type	Fund #	Fiscal Year 2021	Less	Fiscal Year 2021
			Revenues Gross	Interfund Xfers-In	Revenues Net
General Fund	General	1001	59,445,281		59,445,281
Bullet Proof Vest Grant	Special Revenue	2200	5,500		5,500
Community Dev Block Grant	Special Revenue	2083	2,780,749		2,780,749
Community Dev Loan	Special Revenue	2020	180,200		180,200
Cook County Lead Hazard Grant	Special Revenue	2079	80,000		80,000
Downtown TIF	Special Revenue	2098	-		-
Earth Fest	Special Revenue	5057	7,000	(7,000)	-
Emergency Solutions Grant	Special Revenue	2080	-		-
Farmers Market	Special Revenue	2027	42,867		42,867
Federal RICO	Special Revenue	2024	131,000		131,000
Foreign Fire Insurance	Special Revenue	2014	100,500		100,500
Health Grants	Special Revenue	Var	740,836		740,836
IL Dept of Transportation Grant	Special Revenue	2230	20,000		20,000
Madison St. TIF	Special Revenue	2072	-		-
Motor Fuel Tax	Special Revenue	2038	1,830,000		1,830,000
Section 108 Loan Fund	Special Revenue	2088	3,000,000		3,000,000
SSA#1	Special Revenue	2081	455,000		455,000
SSA#7	Special Revenue	2090	-		-
SSA#8	Special Revenue	2092	3,000		3,000
State RICO	Special Revenue	2021	20,100		20,100
Sustainability Fund	Special Revenue	2310	655,000	(150,000)	505,000
Tobacco Enforcement Program Grant	Special Revenue	2220	3,000		3,000
Travel, Training & Wellness	Special Revenue	1050	30,000		30,000
Building Improvement Fund	Capital Improvement	3012	1,570,000		1,570,000
Equipment Replacement Fund	Capital Improvement	3029	620,000	(620,000)	-
Fleet Replacement Fund	Capital Improvement	3032	477,500	(477,500)	-
Rebuild Illinois Bonds	Capital Improvement	3040	1,140,000		1,140,000
General Improvement Fund	Capital Improvement	3095	5,657,020		5,657,020
Environmental Services Fund	Enterprise	5055	4,400,000		4,400,000
Parking Fund	Enterprise	5060	5,940,000	(40,000)	5,900,000
Water/Sewer Fund	Enterprise	5040	18,617,720		18,617,720
Debt Service Fund	Internal Service	4025	5,097,653	(850,000)	4,247,653
Health Insurance Fund	Internal Service	6028	8,718,858		8,718,858
Self Insured Retention Fund	Internal Service	6026	1,970,000	(1,970,000)	-
Firefighters' Pension Fund	Fiduciary	7023	8,238,212		8,238,212
Police Pension Fund	Fiduciary	7022	10,573,534		10,573,534
			<u>142,550,530</u>	<u>(4,114,500)</u>	<u>138,436,030</u>

Village of Oak Park
 Net Expenditures/Expenses- All Funds
 Excludes Interfund Transfers-Out

Fund Name	Fund Type	Fund #	Fiscal Year 2021	Plus	Fiscal Year 2021
			Expenditures Gross	Interfund Xfers Out	Expenditures Net
General Fund	General	1001	(61,110,220)	1,540,000	(59,570,220)
Bullet Proof Vest Grant	Special Revenue	2200	(5,500)		(5,500)
Community Dev Block Grant	Special Revenue	2083	(2,780,749)		(2,780,749)
Community Dev Loan	Special Revenue	2020	(176,200)		(176,200)
Cook County Lead Hazard Grant	Special Revenue	2079	(80,000)		(80,000)
Downtown TIF	Special Revenue	2098	-		-
Earth Fest	Special Revenue	5057	(7,000)		(7,000)
Emergency Solutions Grant	Special Revenue	2080	-		-
Farmers Market	Special Revenue	2027	(49,967)		(49,967)
Federal RICO	Special Revenue	2024	(359,880)	277,500	(82,380)
Foreign Fire Insurance	Special Revenue	2014	(123,380)		(123,380)
Health Grants	Special Revenue	Var	(740,836)		(740,836)
IL Dept. of Transportation Grant	Special Revenue	2230	(20,000)		(20,000)
Madison St. TIF	Special Revenue	2072	(695,000)		(695,000)
Motor Fuel Tax	Special Revenue	2038	(1,808,262)		(1,808,262)
Section 108 Loan Fund	Special Revenue	2088	(3,000,000)		(3,000,000)
SSA#1	Special Revenue	2081	(726,000)		(726,000)
SSA#7	Special Revenue	2090	-		-
SSA#8	Special Revenue	2092	-		-
State RICO	Special Revenue	2021	(21,380)		(21,380)
Sustainability Fund	Special Revenue	2310	(988,936)		(988,936)
Tobacco Enforcement Program Grant	Special Revenue	2220	(3,000)		(3,000)
Travel, Training & Wellness	Special Revenue	1050	(80,000)		(80,000)
Building Improvement Fund	Capital Improvement	3012	(1,595,000)		(1,595,000)
Equipment Replacement Fund	Capital Improvement	3029	(388,646)		(388,646)
Fleet Replacement Fund	Capital Improvement	3032	(745,357)		(745,357)
Rebuild Illinois Bonds	Capital Improvement	3040	-		-
General Improvement Fund	Capital Improvement	3095	(9,268,978)	820,000	(8,448,978)
Environmental Services Fund	Enterprise	5055	(4,387,758)	507,000	(3,880,758)
Parking Fund	Enterprise	5060	(5,830,987)	300,000	(5,530,987)
Water/Sewer Fund	Enterprise	5040	(24,238,387)	670,000	(23,568,387)
Debt Service Fund	Internal Service	4025	(4,669,310)		(4,669,310)
Health Insurance Fund	Internal Service	6028	(8,139,815)		(8,139,815)
Self Insured Retention Fund	Internal Service	6026	(2,114,887)		(2,114,887)
Firefighters' Pension Fund	Fiduciary	7023	(7,606,450)		(7,606,450)
Police Pension Fund	Fiduciary	7022	(8,918,250)		(8,918,250)
			<u>(150,680,135)</u>	<u>4,114,500</u>	<u>(146,565,635)</u>

Village of Oak Park
Debt Service Summary
Fiscal Year 2021

Debt Description	Principal Acct#	Interest Acct#	Fund		Notes
			Allocation		
Huntington Bank	3032.43900.851.570752	3032.43900.851.570751	100% Fleet Replacement	Fire Truck	
SUBTOTAL					
GO 2011B	4025.41300.159.581801	4025.41300.159.581802	41.6% Debt Service; 58.4% Water	Refunded 2004B and Water Portion Marion St.	
GO 2012A	4025.41300.148.581801	4025.41300.148.581802	75.9% Debt Service; 24.1% Water	Refunded 2005A/2006A	
GO 2015A	4025.41300.160.581801	4025.41300.160.581802	100% Debt Service	Refunded 2005B	
GO 2015B	4025.41300.154.581801	4025.41300.154.581802	100% Debt Service	Street/Alley & Equipment Purchases	
GO 2016A	4025.41300.145.581801	4025.41300.145.581802	100% Debt Service	Refunded 2006B	
GO 2016C	4025.41300.147.581801	4025.41300.147.581802	100% Debt Service	OP Station Streetscape	
GO 2016D	4025.41300.139.581801	4025.41300.139.581802	100% Debt Service	Street/Alley & Equipment Purchases	
GO 2017A	4025.41300.150.581801	4025.41300.150.581802	100% Debt Service	Street/Alley & Various CIP	
GO 2017B	4025.41300.165.581801	4025.41300.165.581802	100% Debt Service	Refunded 2007	
GO 2017C	4025.41300.166.581801	4025.41300.166.581802	100% Debt Service	Refunded 2007A	
GO 2020A	4025.41300.141.581801	4025.41300.141.581802	95.5% Debt Service; 4.5% Parking	Street & Various CIP	
GO 2020B	4025.41300.142.581801	4025.41300.142.581802	41.6% Debt Service; 58.4% Water	Refunded 2011B	
SUBTOTAL					
GO 2010C	5040.41300.157.581801	5040.41300.157.581802	29.3% Water; 70.7% Parking	Refunded Water/Parking Rev Bonds	
GO 2011B	5040.41300.159.581801	5040.41300.159.581802	41.6% Debt Service; 58.4% Water	Refunded 2004B and Water Portion Marion St.	
GO 2012A	5040.41300.148.581801	5040.41300.148.581802	75.9% Debt Service; 24.1% Water	Refunded 2005A/2006A	
GO 2020B	5040.41300.142.581801	5040.41300.142.581802	41.6% Debt Service; 58.4% Water	Refunded 2011B	
SUBTOTAL					
GO 2010C	5060.41300.157.581801	5060.41300.157.581802	29.3% Water; 70.7% Parking	Refunded Water/Parking Rev Bonds	
GO 2016B	5060.41300.146.581801	5060.41300.146.581802	100% Parking	OP Station Garage Construction	
GO 2016E	5060.41300.140.581801	5060.41300.140.581802	100% Parking	Lake & Forest Garage	
GO 2018A (previously TIF)	5060.41300.138.581801	5060.41300.138.581802	100% Parking	Holley Ct Garage Expansion	
GO 2020A	5060.41300.141.581801	5060.41300.141.581802	95.5% Debt Service; 4.5% Parking	Parking portion of fiber optic project	
SUBTOTAL					
Totals					

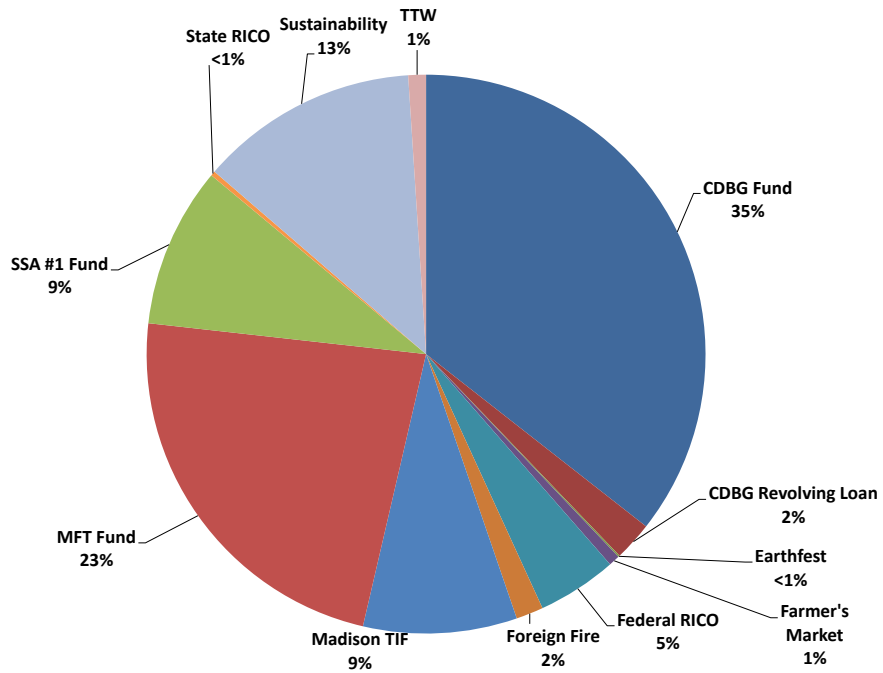
Prior Year (TY19)	TY20	Less	TY20	2021 Principal	2021 Interest	2021
Gross Levy	Automatic County	TY20	Adjusted County	Expense	Expense	Total
Excludes Abatement	Levy (Revenue)	Abatements	Levy (Revenue)			
N/A	N/A	N/A	N/A			
-	-	-	-	85,954	8,903	94,858
344,310	-	-	-	276,640	4,322	280,962
625,947	793,155	-	793,155	736,230	56,925	793,155
1,379,850	913,450	-	913,450	625,000	288,450	913,450
694,388	470,888	(419,090)	51,798	240,000	230,888	470,888
640,119	640,119	-	640,119	-	640,119	640,119
112,813	2,806,763	(2,806,763)	(1)	-	-	-
1,051,531	304,031	(173,298)	130,733	25,000	279,031	304,031
420,538	420,538	(141,470)	279,068	-	420,538	420,538
222,600	514,800	-	514,800	495,000	19,800	514,800
992,250	-	-	-	-	-	-
-	266,074	-	266,074	-	266,073	266,073
-	643,458	-	643,458	-	56,794	56,794
6,484,346	7,773,275	(3,540,621)	4,232,654	2,397,870	2,262,939	4,660,809
338,825	100,616	(100,616)	0	89,365	11,251	100,616
483,359	-	-	-	388,360	6,068	394,428
198,753	251,845	(251,845)	-	233,770	18,075	251,845
-	903,317	(903,317)	(0)	-	79,732	79,732
1,020,937	1,255,778	(1,255,778)	(0)	711,495	115,126	826,621
817,575	242,784	(242,784)	(0)	215,635	27,149	242,784
327,955	324,055	(324,055)	-	195,000	129,055	324,055
769,231	766,181	(766,181)	0	445,000	321,181	766,181
1,087,868	1,079,108	(1,079,108)	(1)	895,000	184,108	1,079,108
-	12,537	(12,537)	-	-	12,537	12,537
3,002,629	2,424,665	(2,424,665)	(0)	1,750,635	674,030	2,424,665
10,507,912	11,453,717	(7,221,064)	4,232,654	4,945,954	3,060,998	8,006,952

Village of Oak Park
Property Tax Levy Comparison
FY20 (Tax Year 2019) to FY21 (Tax Year 2020)

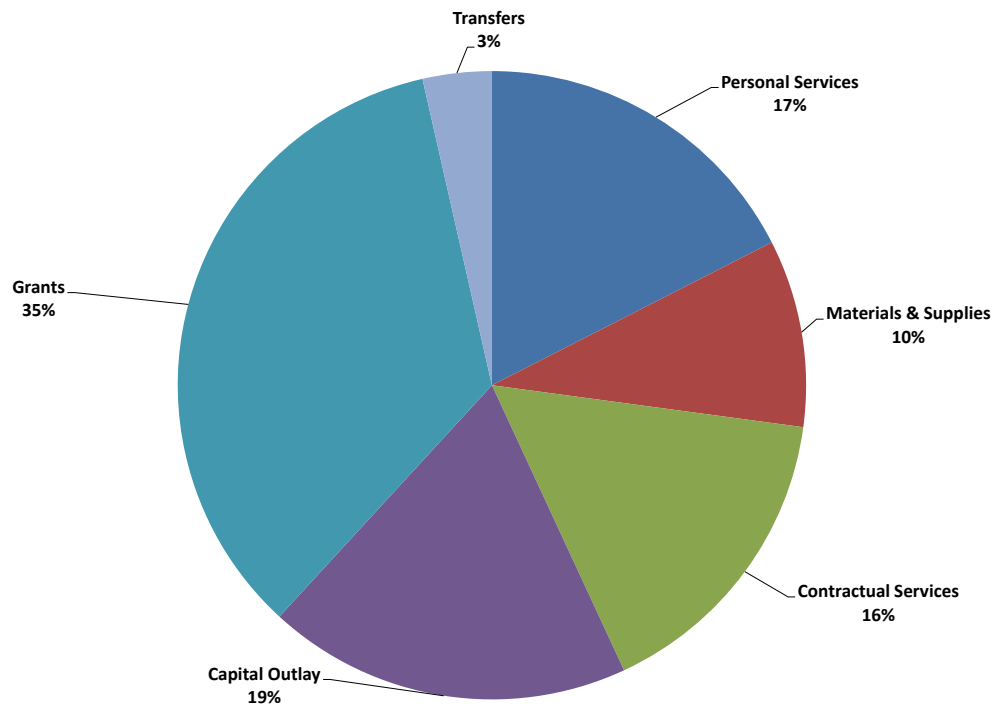
	Agency #	FISCAL YEAR 2020 REQUESTED BUDGET			FISCAL YEAR 2021 REQUESTED BUDGET		
		Tax Year 2019 Levy	Tax Year 2019 Loss	Tax Year 2019 Total Levy	Tax Year 2020 Levy	Tax Year 2020 Loss	Tax Year 2020 Total Levy
Corporate	03-0920-000	17,938,940	538,168	18,477,108	17,624,845	528,745	18,153,590
Debt Service	03-0920-000	4,232,653	211,633	4,444,286	4,232,654	211,633	4,444,287
Police Pension	03-0920-000	6,338,241	190,147	6,528,388	6,973,534	209,206	7,182,740
Fire Pension	03-0920-000	5,438,948	163,168	5,602,116	6,138,212	184,146	6,322,358
SUBTOTAL		33,948,782	1,103,117	35,051,899	34,969,245	1,133,730	36,102,975
Year to Year Increase (Decrease)					3.0%		3.0%
EAV		1,706,506,276	1,706,506,276	1,706,506,276	1,706,506,276	1,706,506,276	1,706,506,276
Tax Rate %		2.0%	0.1%	2.1%	2.0%	0.1%	2.1%
SSA#1	03-0920-100	400,000	12,000	412,000	450,000	13,500	463,500
EAV		77,294,399	77,294,399	77,294,399	77,294,399	77,294,399	77,294,399
Tax Rate %		0.5%	0.0%	0.5%	0.6%	0.0%	0.6%
SSA#7	03-0920-106	-	-	-	-	-	-
EAV		4,630,586	4,630,586	4,630,586	4,630,586	4,630,586	4,630,586
Tax Rate %		0.000%	0.000%	0.000%	0.000%	0.000%	0.000%
SSA#8	03-0920-107	5,000	150	5,150	3,000	90	3,090
EAV		9,531,259	9,531,259	9,531,259	9,531,259	9,531,259	9,531,259
Tax Rate %		0.1%	0.0%	0.1%	0.0%	0.0%	0.0%
TOTAL ALL		34,353,782	1,115,267	35,469,049	35,422,245	1,147,320	36,569,565

Village of Oak Park Special Revenue Funds

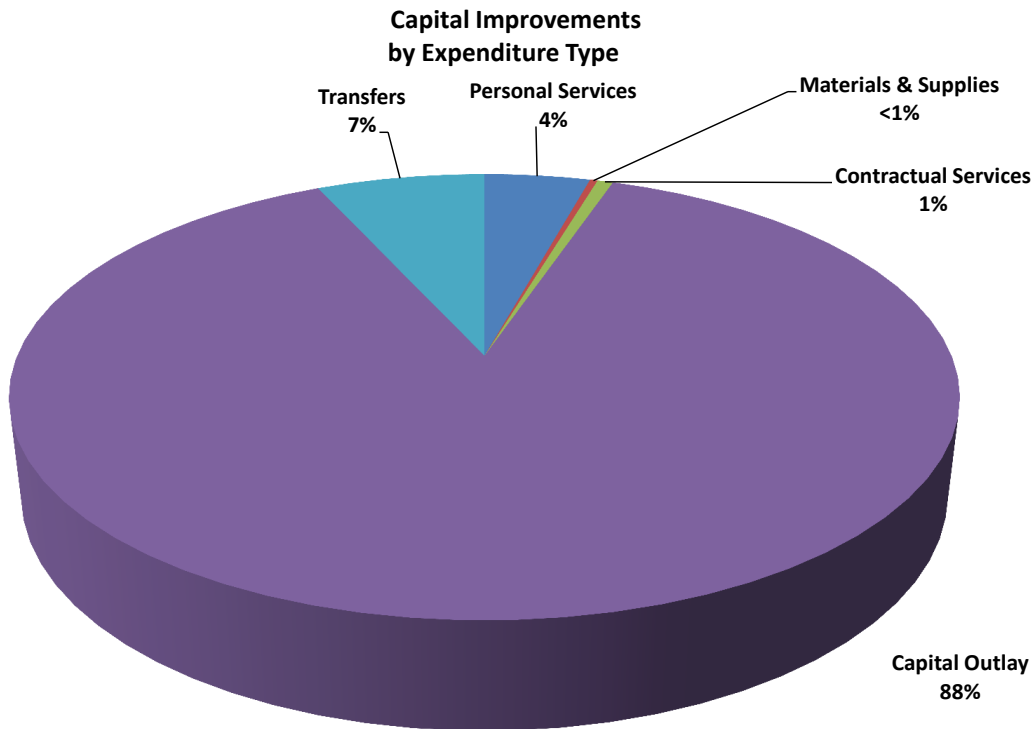
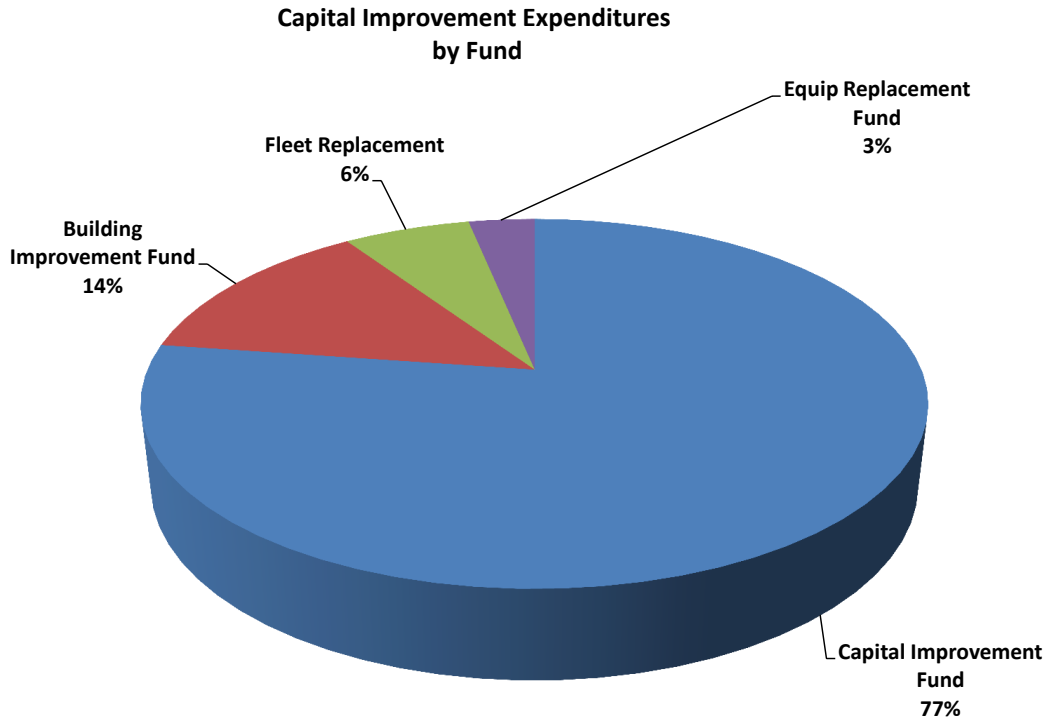
Special Revenue Funds-Revenues by Fund



Special Revenue Fund- Expenditures by Type

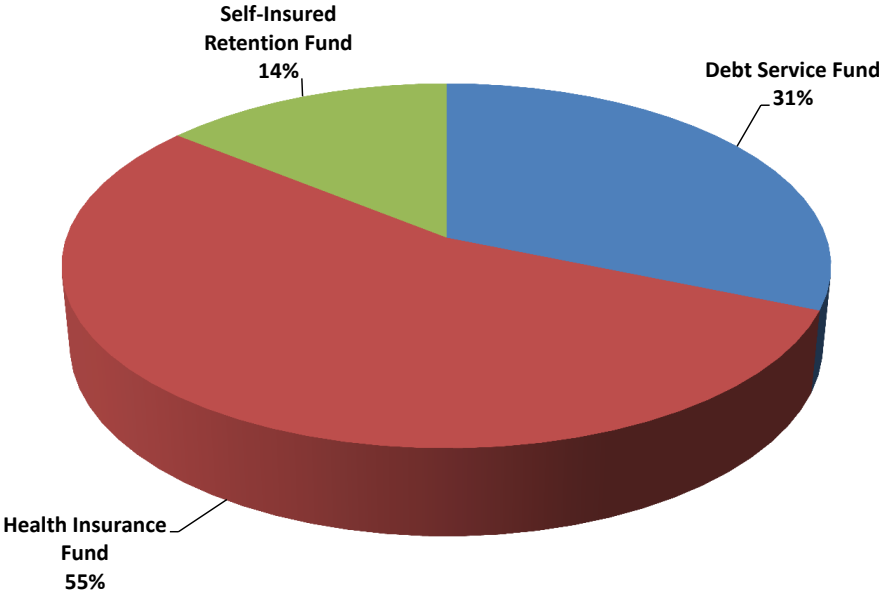


Village of Oak Park Capital Improvement Funds

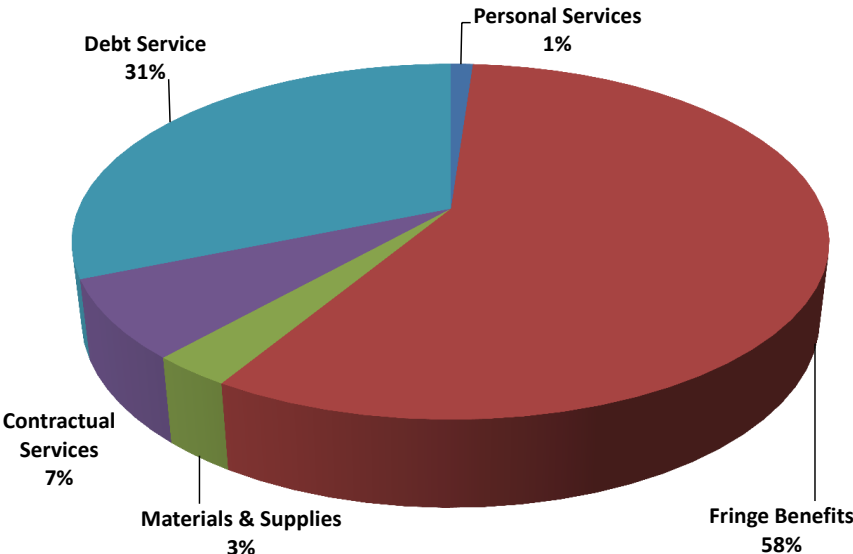


Village of Oak Park Internal Service Funds

Internal Service Expenditures by Fund

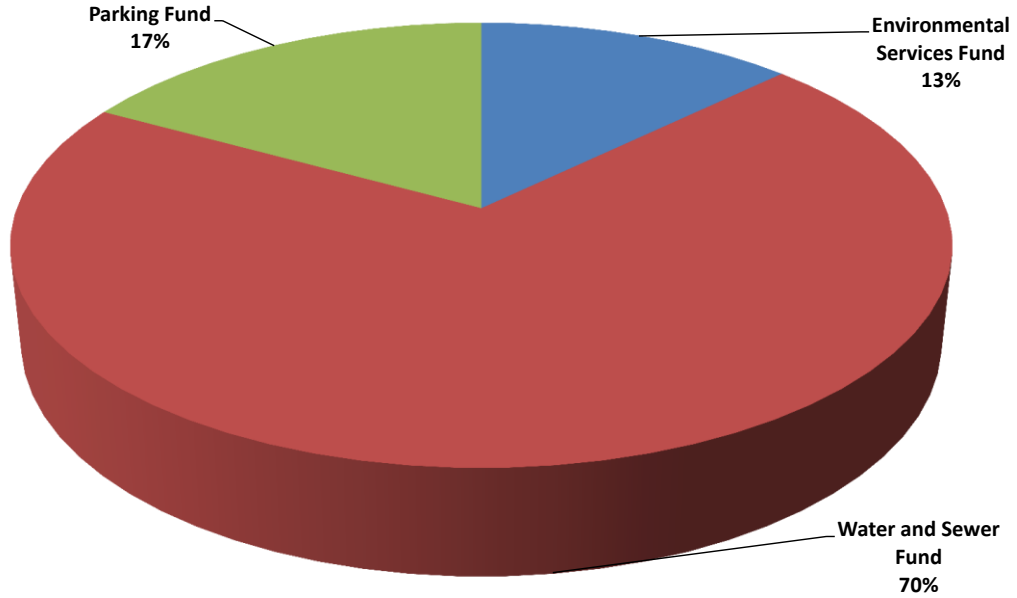


Internal Services by Expenditure Type

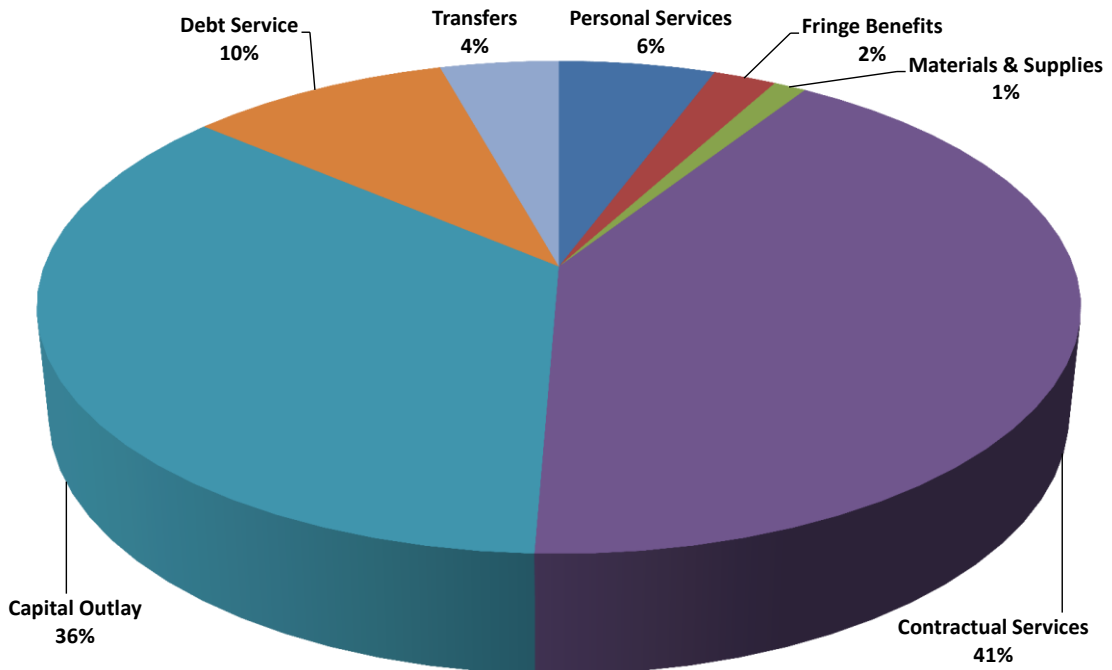


Village of Oak Park Enterprise Funds

Enterprise Expenditures by Fund



Enterprise Expenditures by Type



Village of Oak Park
All Funds Summary
Fiscal Year 2021 Revenues, Expenses, and Projected Fund Balance

Fund Name	Fund Type	Fund #	Fiscal Year 2021			Projected	Projected	
			Fiscal Year 2021 Revenues	Fiscal Year 2021 Expenses	Net	Unrestricted Fund Balance 12/31/20	Unrestricted Fund Balance 12/31/21	
General Fund	General	1001	59,445,281	(61,110,220)	(1,664,939)	8,706,770	7,041,831	
Bullet Proof Vest Grant	Special Revenue	2200	5,500	(5,500)	-	-	-	
Community Dev Block Grant	Special Revenue	2083	2,780,749	(2,780,749)	-	-	-	
Community Dev Loan	Special Revenue	2020	180,200	(176,200)	4,000	1,409,086	1,413,086	
Cook County Lead Hazard Grant	Special Revenue	2079	80,000	(80,000)	-	-	-	
Downtown TIF	Special Revenue	2098	-	-	-	-	-	
Earth Fest	Special Revenue	5057	7,000	(7,000)	-	10,170	10,170	GF Sub-fund
Emergency Solutions Grant	Special Revenue	2080	-	-	-	-	-	
Farmers Market	Special Revenue	2027	42,867	(49,967)	(7,100)	(78,523)	(85,623)	GF Sub-fund
Federal RICO	Special Revenue	2024	131,000	(359,880)	(228,880)	415,567	186,687	
Foreign Fire Insurance	Special Revenue	2014	100,500	(123,380)	(22,880)	264,922	242,042	
Health Grants	Special Revenue	Var	740,836	(740,836)	-	-	-	
IL Dept. of Transportation Grant	Special Revenue	2230	20,000	(20,000)	-	-	-	
Madison St. TIF	Special Revenue	2072	-	(695,000)	(695,000)	2,803,784	2,108,784	
Motor Fuel Tax	Special Revenue	2038	1,830,000	(1,808,262)	21,738	351,200	372,938	
Section 108 Loan Fund	Special Revenue	2088	3,000,000	(3,000,000)	-	-	-	
SSA#1	Special Revenue	2081	455,000	(726,000)	(271,000)	399,637	128,637	
SSA#7	Special Revenue	2090	-	-	-	35,348	35,348	
SSA#8	Special Revenue	2092	3,000	-	3,000	10,194	13,194	
State RICO	Special Revenue	2021	20,100	(21,380)	(1,280)	78,481	77,201	
Sustainability Fund	Special Revenue	2310	655,000	(988,936)	(333,936)	2,518,304	2,184,368	GF Sub-fund
Tobacco Enforcement Program Grant	Special Revenue	2220	3,000	(3,000)	-	-	-	
Travel, Training & Wellness	Special Revenue	1050	30,000	(80,000)	(50,000)	110,832	60,832	GF Sub-fund
Building Improvement Fund	Capital Improvement	3012	1,570,000	(1,595,000)	(25,000)	422,807	397,807	
Equipment Replacement Fund	Capital Improvement	3029	620,000	(388,646)	231,354	(186,600)	44,754	
Fleet Replacement Fund	Capital Improvement	3032	477,500	(745,357)	(267,857)	311,806	43,949	
Rebuild Illinois Bonds	Capital Improvement	3040	1,140,000	-	1,140,000	1,140,000	2,280,000	
General Improvement Fund	Capital Improvement	3095	5,657,020	(9,268,978)	(3,611,958)	3,328,148	(283,810)	
Environmental Services Fund	Enterprise	5055	4,400,000	(4,387,758)	12,242	682,202	694,444	
Parking Fund	Enterprise	5060	5,940,000	(5,830,987)	109,013	9,463	118,476	
Water/Sewer Fund	Enterprise	5040	18,617,720	(24,238,387)	(5,620,667)	12,097,639	6,476,972	
Debt Service Fund	Internal Service	4025	5,097,653	(4,669,310)	428,343	158,437	586,780	
Health Insurance Fund	Internal Service	6028	8,718,858	(8,139,815)	579,043	3,056,797	3,635,840	
Self Insured Retention Fund	Internal Service	6026	1,970,000	(2,114,887)	(144,887)	191,859	46,972	
Firefighters' Pension Fund	Fiduciary	7023	8,238,212	(7,606,450)	631,762	55,787,375	56,419,137	
Police Pension Fund	Fiduciary	7022	10,573,534	(8,918,250)	1,655,284	107,317,898	108,973,182	
			<u>142,550,530</u>	<u>(150,680,135)</u>	<u>(8,129,605)</u>			

GENERAL FUND

Overview

The General Fund of the Village includes all the operating departments and general operating revenues which are not classified elsewhere. The following operating departments are budgeted in this Fund:

- Administrative Adjudication
- Administrative Services- Village Manager's Office
- Administrative Services- Communications
- Administrative Services- Human Resources
- Administrative Services- Law
- Community Relations
- Development Customer Services
- Finance
- Fire
- Public Health
- Information Technology
- Police
- Public Works
- Village Clerk's Office
- Village President & Board of Trustees

There are several revenue sources devoted to the General Fund in the following broad categories:

- Taxes
- Licenses & Permits
- Charges for Services
- Grants
- Fines
- Interfund Transfers-In
- Financing & Investment
- Other/Miscellaneous

General Fund Revenues

General Fund Revenues are the taxes, fees, and charges that the Village assesses to provide services to its citizens. General Fund revenues are managed within the Village’s General Fund, and are comprised of the following revenue categories:

- Tax revenues (e.g.- property taxes)
- Licenses, permits, and fees (e.g.- business licenses)
- Charges for services (e.g.- police reports)
- Grants
- Fines (e.g.- parking tickets)
- Other financing sources (transfer of resources from other funds)

The following table presents a summary of the Village’s major General Fund taxes and revenues:

<u>General Fund Revenues</u>	<u>Description</u>
Property Taxes	Property tax revenues are the proceeds that the Village receives from assessing taxes on residential and commercial properties within the Village. Each year, the Village Board adopts a fixed levy that is used to fund operations, debt service, and Village contributions into the Police and Fire Pension funds. In order to collect the necessary amount, the County extends the levy by a set percentage beyond the Village’s request to account for any potential loss in collections. This additional “loss” percentage varies from 3.0% -5.0%
Liquor Taxes	Liquor Tax Revenues are the revenues that the Village charges to vendors that sell liquor within the Village. The current Liquor Tax rate is 3% of the liquor purchase price. This is a locally administered tax.
Natural Gas Use Tax	The Natural Gas Use Tax is a tax that the Village charges to customers who purchase natural gas from outside the State of Illinois and assessed at 5.0 cents per therm. This tax is collected and remitted by NICOR.
Sales Taxes	<p>In the State of Illinois, there is a base 6.25 % Sales Tax on general merchandise. It is administered and collected by the Illinois Department of Revenue. One percent (1%) of this Sales Tax is distributed to the municipality where the sale occurred. This tax, officially referred to as the Retailer’s Occupation Tax (ROT) is captured in the Village’s General Fund and is used to support general Village operations.</p> <p>The Village also imposes a 1% Home Rule Occupation Tax (HROT). While approved locally, this tax is also administered and collected at the state level. This tax is dedicated to the Capital Improvement Project (CIP) Fund. Pursuant to State law, the HROT tax is not assessed on qualifying food, drugs, or registered property purchases (vehicles).</p>

Real Estate Transfer Tax	The Real Estate Transfer Tax (RETT) is a tax on the seller of property within the Village. The tax is assessed at \$8 for every \$1,000 of the sale or “transfer” price. For example, when a \$500,000 house is sold, the seller would pay a RETT of \$4,000 ($\$500,000/\$1,000 = 500 \times \$8 = \$4,000$).
Utility Taxes	The Electricity Tax and the Natural Gas Tax. Both taxes are assessed based upon user consumption within the Village. The Electricity Tax is based on the number of kilowatt hours (kwh) consumed. The actual rate varies from a low of \$0.00202/kwh to a high of \$0.0033/kwh, based on usage. The Natural Gas Tax is assessed on natural gas purchased within State lines at a rate of 5.0%.
Licenses and Permits	The Village charges fees to individuals, businesses and other entities to acquire authorization and permission to conduct certain activities within the Village. These authorizations and permissions are extended in the form of licenses and permits. For example, the Village charges business licensing fees for entities that wish to conduct business within the Village. Individuals that wish to park in public spaces within the Village must acquire a parking permit.
Intergovernmental Revenues	Intergovernmental revenues are revenues that the Village receives from other government entities. Apart from other grants, the revenues that the Village receives from this revenue stream are primarily from the State of Illinois. Intergovernmental revenues typically take the form of grants, entitlements, shared revenues, or payments in lieu of taxes.
Charges for Services	The Village provides a number of services for which it charges fees directly to the service recipient. Such services include: drafting of police reports, ambulance services, animal adoption services, and environmental health services.
Fines	The Village charges fines and penalties to individuals and businesses when they become non-compliant with Village rules and regulations. Parking citations is an example of such a fine for which the Village charges a fee directly to the offender.

General Fund Expenditures

General Fund Expenditures are the expenditures related to the performance of direct Village services, such as police, fire, public works and housing services. General fund expenditures also relate to the performance of administrative services such as finance, human resources, and information technology. General Fund Expenditures are managed within the Village's General Fund, and are comprised of the following expenditure types:

- Personal Services (e.g.- salaries and overtime)
- Fringe Benefits (e.g.- health insurance and pension contributions)
- Materials and Supplies (e.g.- printing and office supplies)
- Contractual Services (e.g.- vendor service contracts, Telecommunications)
- Capital Outlay (e.g.- infrastructure, Fleet Management)
- Granting Activities (e.g.- funding of community services via funds allocated from another agency)
- Transfers (e.g.- transfer of resources from other Village funds)

The following table presents a summary of the Village's major General Fund Expenditures:

General Fund Expenditure Types

Description

Personal Services

Personal Services expenditures are the expenditures for the compensation of Village staff to perform Village services and activities. Given the labor-intensive nature of Village services, personnel and benefits expenditures typically make up the largest proportion of general fund expenditures.

Fringe Benefits

Fringe Benefits expenditures are the expenditures for the insurance and pension support for which the Village provides its employees. Similarly to Personal Services, Fringe Benefits typically make up a large portion of general fund expenditures.

Materials and Supplies

Materials and Supplies expenditures are expenditures related to maintaining administrative operations within Village departments. These expenditures include costs such as printing costs, general maintenance and upkeep, telephones services and software support.

Contractual Services

Contractual Services are for specialized services that are provided to the Village by independent contractors/consultants. These expenditures are tracked separately from the Village’s salary and benefit resources.

Capital Outlay

Capital Outlay expenditures are for the maintenance of Village physical and technical infrastructure.

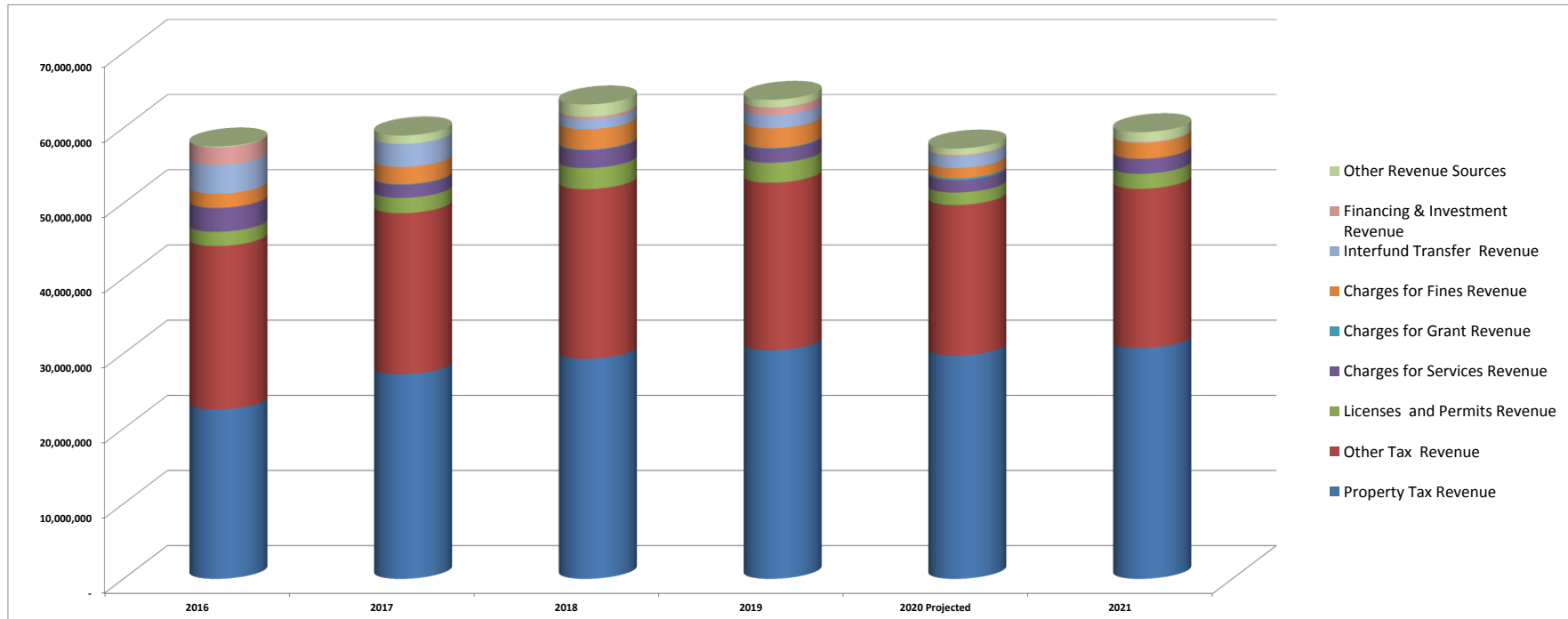
Grants

In some cases, the Village serves as a grantor of funds to local community service providers, who provide services to the community on behalf of the Village. Grants expenditures are associated with these types of activities.

Transfers

Transfer expenditures are the expenditures that are transferred from the General Fund to support service activities or other types of reimbursements.

2021 Budget General Fund Revenues: \$ 59,445,281

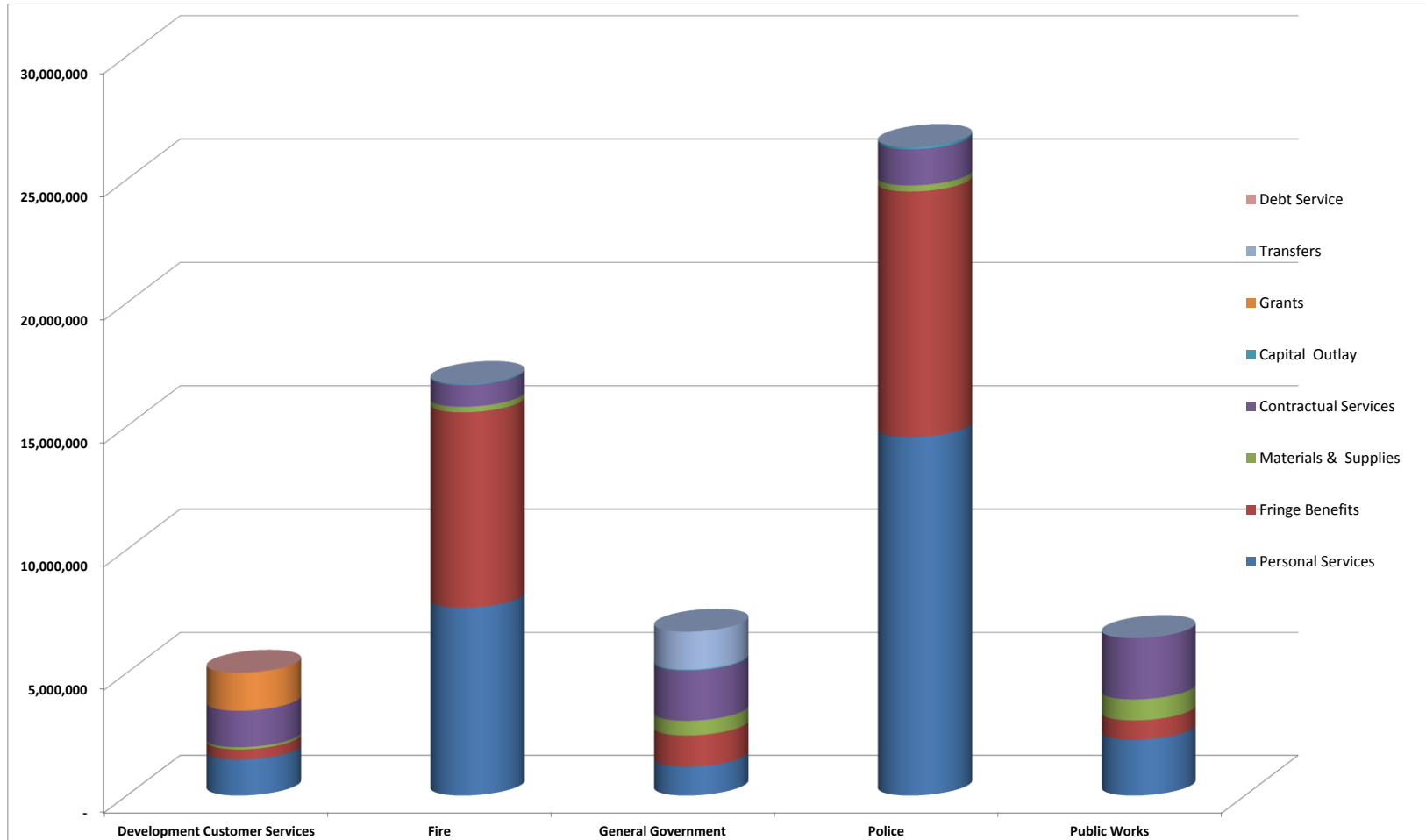


	Property Tax Revenue	Other Tax Revenue	Licenses and Permits Revenue	Charges for Services Revenue	Grant Revenue	Fines Revenue	Interfund Transfer Revenue	Financing & Investment Revenue	Other Revenue Sources	Total Revenue
2016	22,550,743	21,747,643	1,898,284	3,167,157	-	1,888,954	3,850,004	2,315,295	122,139	57,540,219
2017	27,238,015	21,429,841	2,037,797	1,737,407	78,664	2,299,572	3,042,655	6,758	1,129,432	59,000,141
2018	29,296,211	22,572,751	2,796,541	2,367,829	114,454	2,688,770	1,336,000	325,656	1,632,519	63,130,731
2019	30,426,168	22,291,948	2,654,840	1,871,336	100,111	2,619,010	1,740,000	1,032,632	1,020,270	63,756,315
2020 Projected	29,716,129	20,037,000	1,657,840	1,648,184	248,524	1,360,000	1,580,000	152,500	862,000	57,262,177
2021	30,736,591	21,174,000	1,999,840	1,979,100	1,250	2,090,000	-	152,500	1,312,000	59,445,281

2021 Budget General Fund Expenditures:

\$

61,110,220



	Personal Services	Fringe Benefits	Materials & Supplies	Contractual Services	Capital Outlay	Debt Service	Grants	Transfers	Total Expenditures
Development Customer Services	1,461,260	418,488	91,430	1,483,400	-	-	1,551,000	-	5,005,578
Fire	7,647,440	7,915,927	225,170	879,250	40,900	-	-	-	16,708,687
General Government	1,173,913	1,274,331	598,993	2,049,372	32,600	-	-	1,540,000	6,669,209
Police	14,561,766	9,949,219	246,590	1,465,447	92,200	-	-	-	26,315,222
Public Works	2,278,201	783,981	856,622	2,492,720	-	-	-	-	6,411,524
	27,122,580	20,341,946	2,018,805	8,370,189	165,700	-	1,551,000	1,540,000	61,110,220

Village of Oak Park
 General Fund Budget Summary
 Comparative Years 2020 & 2021

GF Department		2020 Adopted Budget	2020 Amended Budget	Year End Estimate	2021 Adopted Budget	2022 Forecasted Budget	2021 Budget To YE Est. % Inc (Dec)
Beginning Fund Balance				13,979,852	8,706,770	7,041,831	
Revenues- All	Various	63,682,966	53,011,879	57,262,177	59,445,281	60,366,820	3.8%
Available Fund Balance				71,242,029	68,152,051	67,408,651	
Administrative Adjudication	41030	(571,646)	(571,646)	(503,390)	(527,352)	(531,821)	4.8%
Village Manager's Office (VMO)	41020	(1,102,541)	(918,941)	(802,083)	(1,248,005)	(1,253,650)	55.6%
Communications	41110	(533,763)	(533,763)	(462,863)	(487,711)	(502,160)	5.4%
Human Resources	41080	(629,401)	(629,401)	(556,401)	(630,379)	(647,386)	13.3%
Law	41070	(670,323)	(667,323)	(584,423)	(662,928)	(680,324)	13.4%
Community Relations	46300	(255,012)	(231,512)	(236,181)	(249,201)	(256,947)	5.5%
DCS - Planning Division	46202	(401,035)	(389,435)	(388,801)	(375,345)	(386,545)	-3.5%
DCS - Business Services	46205	-	-	-	-	-	n/a
DCS - Neighborhood Services	46206	(1,275,112)	(1,273,347)	(1,428,998)	(1,175,235)	(1,456,841)	-17.8%
DCS - Permit Processing	46250	(1,514,072)	(1,437,278)	(1,319,340)	(1,429,064)	(1,461,186)	8.3%
DCS- Administration	46260	(2,198,222)	(2,457,126)	(1,946,264)	(2,025,934)	(1,769,923)	4.1%
Finance	41300	(1,677,784)	(1,587,944)	(547,568)	(1,503,382)	(1,538,133)	174.6%
Finance - Contra Expenses	41300	2,825,000	2,825,000	-	2,500,000	-	n/a
Finance - Interfund Transfers	41300	(2,970,000)	(2,470,000)	(2,970,000)	(1,540,000)	-	-48.1%
Fire - Admin	42500	(6,205,062)	(6,198,562)	(6,071,154)	(6,877,724)	(7,360,545)	13.3%
Fire - Operations	42510	(9,941,488)	(10,304,738)	(9,903,125)	(9,680,793)	(9,933,313)	-2.2%
Fire - EMS	42520	(53,900)	(53,900)	(48,500)	(53,900)	(55,032)	11.1%
Fire - Prev. and Investigation	42530	(5,400)	(5,400)	(3,500)	(3,900)	(3,982)	11.4%
Fire - Training and Public Ed	42540	(94,370)	(81,370)	(23,500)	(92,370)	(94,310)	293.1%
Public Health Services	44550	(561,483)	(333,359)	(303,143)	(508,945)	(516,538)	67.9%
Information Technology	41040	(1,504,365)	(1,491,615)	(1,435,415)	(1,424,853)	(1,461,704)	-0.7%
Police	42400	(25,853,621)	(25,827,868)	(25,550,009)	(26,315,222)	(27,442,346)	3.0%
DPW - Engineering	43700	(582,719)	(570,089)	(549,611)	(462,243)	(474,702)	-15.9%
DPW - Administration	43710	(694,418)	(690,018)	(578,150)	(651,549)	(669,296)	12.7%
DPW - Street Lighting	43720	(456,878)	(453,378)	(453,033)	(280,500)	(286,391)	-38.1%
DPW - Street Services	43740	(1,934,528)	(1,664,528)	(1,647,466)	(863,132)	(902,524)	-47.6%
DPW - Building Maintenance	43790	(1,114,968)	(1,070,568)	(1,087,068)	(1,116,109)	(1,142,236)	2.7%
DPW - Forestry	43800	(1,573,623)	(1,354,548)	(1,107,002)	(1,351,450)	(1,364,678)	22.1%
DPW - Fleet Operations	43900	(1,757,279)	(1,696,637)	(1,682,148)	(1,686,541)	(1,720,801)	0.3%
Village Clerk's Office	41100	(230,644)	(230,644)	(207,464)	(239,669)	(247,144)	15.5%
Village President & Board of Trustees	41010	(144,309)	(141,409)	(138,659)	(146,784)	(150,983)	5.9%
Subtotal Expenses		(63,682,966)	(62,511,347)	(62,535,259)	(61,110,220)	(64,311,439)	-2.3%
Surplus/(Deficit)		-	(9,499,468)	(5,273,082)	(1,664,939)	(3,944,619)	
Ending Fund Balance				8,706,770	7,041,831	3,097,212	

Village of Oak Park
 General Fund Budget
 Comparative Years 2018-2021

	B	C	D	E	F	G	H	I
	2018 Actual	2019 Actual	2020 Adopted Budget	Net 2020 Budget to 2021 Budget (H - D)	Year End Estimate	Net YE Estimate to 2021 Budget (H - F)	2021 Adopted Budget	2022 Forecasted Budget
REVENUES								
Taxes Property	29,296,211	30,426,168	29,716,129	1,020,462	29,716,129	1,020,462	30,736,591	31,719,972
Taxes Other	22,572,751	22,291,948	23,308,614	(2,134,614)	20,037,000	1,137,000	21,174,000	21,491,610
Licenses/Permits/Fees	2,796,541	2,654,840	2,114,073	(114,233)	1,657,840	342,000	1,999,840	2,029,838
Charges for Services	2,367,829	1,871,336	2,238,400	(259,300)	1,648,184	330,916	1,979,100	1,979,100
Grants	114,454	100,111	21,250	430,000	248,524	202,726	451,250	-
Fines	2,688,770	2,619,010	2,590,000	(500,000)	1,360,000	730,000	2,090,000	2,131,800
Interfund Transfer Revenue	1,336,000	1,740,000	2,080,000	(2,080,000)	1,580,000	(1,580,000)	-	-
Financing and Investment Revenue	325,656	1,032,632	602,500	(450,000)	152,500	-	152,500	152,500
Other	1,632,519	1,020,270	1,012,000	(150,000)	862,000	-	862,000	862,000
Total Revenues	63,130,730	63,756,315	63,682,966	(4,237,685)	57,262,177	2,183,104	59,445,281	60,366,820
EXPENSES BY DEPARTMENT								
Administrative Adjudication	(489,381)	(496,879)	(571,646)	(44,294)	(503,390)	23,962	(527,352)	(531,821)
Village Manager's Office (VMO)	(1,016,879)	(1,138,507)	(1,102,541)	145,464	(802,083)	445,922	(1,248,005)	(1,253,650)
Communications	(405,940)	(438,478)	(533,763)	(46,052)	(462,863)	24,848	(487,711)	(502,160)
Human Resources	(604,919)	(591,315)	(629,401)	978	(556,401)	73,978	(630,379)	(647,386)
Law	(583,295)	(597,506)	(670,323)	(7,395)	(584,423)	78,505	(662,928)	(680,324)
Community Relations	(233,419)	(232,223)	(255,012)	(5,811)	(236,181)	13,020	(249,201)	(256,947)
DCS - Planning Division	(346,965)	(378,465)	(401,035)	(25,690)	(388,801)	(13,456)	(375,345)	(386,545)
DCS - Business Services	(502,054)	-	-	-	-	-	-	-
DCS - Neighborhood Services	(1,177,113)	(1,103,208)	(1,275,112)	(99,877)	(1,428,998)	(253,763)	(1,175,235)	(1,456,841)
DCS - Permit Processing	(1,512,762)	(1,438,880)	(1,514,072)	(85,008)	(1,319,340)	109,724	(1,429,064)	(1,461,186)
DCS- Administration	(2,914,076)	(1,881,118)	(2,198,222)	(172,288)	(1,946,264)	79,670	(2,025,934)	(1,769,923)
Finance	(4,511,962)	(6,588,137)	(1,822,784)	(1,279,402)	(3,517,568)	(2,974,186)	(543,382)	(1,538,133)
Fire - Admin	(6,216,913)	(6,122,349)	(6,205,062)	672,662	(6,071,154)	806,570	(6,877,724)	(7,360,545)
Fire - Operations	(8,589,233)	(8,903,568)	(9,941,488)	(260,695)	(9,903,125)	(222,332)	(9,680,793)	(9,933,313)
Fire - EMS	(35,926)	(46,987)	(53,900)	-	(48,500)	5,400	(53,900)	(55,032)
Fire - Prev. and Investigation	(4,021)	(4,635)	(5,400)	(1,500)	(3,500)	400	(3,900)	(3,982)
Fire - Training and Public Ed	(52,706)	(52,317)	(94,370)	(2,000)	(23,500)	68,870	(92,370)	(94,310)
Public Health Services	(442,447)	(506,783)	(561,483)	(52,538)	(303,143)	205,802	(508,945)	(516,538)
Information Technology	(1,138,798)	(1,301,092)	(1,504,365)	(79,512)	(1,435,415)	(10,562)	(1,424,853)	(1,461,704)
Police	(22,654,473)	(23,797,822)	(25,853,621)	461,601	(25,550,009)	765,213	(26,315,222)	(27,442,346)
DPW - Engineering	(367,724)	(475,153)	(582,719)	(120,476)	(549,611)	(87,368)	(462,243)	(474,702)
DPW - Administration	(512,810)	(551,198)	(694,418)	(42,869)	(578,150)	73,399	(651,549)	(669,296)
DPW - Street Lighting	(394,253)	(419,979)	(456,878)	(176,378)	(453,033)	(172,533)	(280,500)	(286,391)
DPW - Street Services	(1,525,903)	(1,550,849)	(1,934,528)	(1,071,396)	(1,647,466)	(784,334)	(863,132)	(902,524)
DPW - Building Maintenance	(1,060,261)	(1,040,616)	(1,114,968)	1,141	(1,087,068)	29,041	(1,116,109)	(1,142,236)
DPW - Forestry	(1,232,099)	(1,161,041)	(1,573,623)	(222,173)	(1,107,002)	244,448	(1,351,450)	(1,364,678)
DPW - Fleet Operations	(1,650,965)	(1,620,491)	(1,757,279)	(70,738)	(1,682,148)	4,393	(1,686,541)	(1,720,801)
Village Clerk's Office (VCO)	(207,976)	(199,089)	(230,644)	9,025	(207,464)	32,205	(239,669)	(247,144)
Village President & Board of Trustees	(109,035)	(126,074)	(144,309)	2,475	(138,659)	8,125	(146,784)	(150,983)
Total Expenditures	(60,494,307)	(62,764,759)	(63,682,966)	(2,572,746)	(62,535,259)	(1,425,038.64)	(61,110,220)	(64,311,439)
Net Surplus (Deficit)	2,636,423	991,556	-		(5,273,082)		(1,664,939)	(3,944,619)

Village of Oak Park
 General Fund Budget Summary
 By Department by Category
 Fiscal Year 2021

<u>Department</u>	<u>Department Number</u>	<u>Personal Services</u>	<u>Fringe Benefits</u>	<u>Materials & Supplies</u>	<u>Contractual Services</u>	<u>Capital Outlay</u>	<u>Grants</u>	<u>Transfers Out</u>	<u>Debt Service</u>	<u>TOTAL</u>
Village President and Board of Trustees	41010	(115,200)	(8,812)	(21,272)	(1,500)	-	-	-	-	(146,784)
Village Manager's Office	41020	(594,225)	(195,964)	(46,600)	(411,216)	-	-	-	-	(1,248,005)
Adjudication	41030	(225,680)	(91,812)	(48,760)	(161,100)	-	-	-	-	(527,352)
Information Technology	41040	(643,959)	(233,444)	(213,150)	(334,300)	-	-	-	-	(1,424,853)
Law Department	41070	(366,100)	(81,228)	(11,600)	(204,000)	-	-	-	-	(662,928)
Human Resources	41080	(236,839)	(94,690)	(32,850)	(266,000)	-	-	-	-	(630,379)
Village Clerk	41100	(139,867)	(62,952)	(4,650)	(15,200)	(17,000)	-	-	-	(239,669)
Communications	41110	(269,650)	(79,611)	(54,250)	(68,600)	(15,600)	-	-	-	(487,711)
Finance	41300	1,805,392	(249,571)	(151,126)	(408,077)	-	-	(1,540,000)	-	(543,382)
Police	42400	(14,561,766)	(9,949,219)	(246,590)	(1,465,447)	(92,200)	-	-	-	(26,315,222)
Fire Department	42500	(7,647,440)	(7,915,927)	(225,170)	(879,250)	(40,900)	-	-	-	(16,708,687)
Public Works	43700	(2,278,201)	(783,981)	(856,622)	(2,492,720)	-	-	-	-	(6,411,524)
Public Health Services	44550	(216,414)	(123,567)	(12,085)	(156,879)	-	-	-	-	(508,945)
Development Customer Services	46202	(1,461,260)	(418,488)	(91,430)	(1,483,400)	-	(1,551,000)	-	-	(5,005,578)
Community Relations	46300	(171,371)	(52,680)	(2,650)	(22,500)	-	-	-	-	(249,201)
TOTAL		<u>(27,122,580)</u>	<u>(20,341,946)</u>	<u>(2,018,805)</u>	<u>(8,370,189)</u>	<u>(165,700)</u>	<u>(1,551,000)</u>	<u>(1,540,000)</u>	<u>-</u>	<u>(61,110,220)</u>

VILLAGE OF OAK PARK
FISCAL YEAR 2021 BUDGET
GENERAL FUND - REVENUES

Fund	Dept	Program	Account	Description	Revenue Category	2018	2019	Original	Amended	Year	2021	2022
						Actual	Actual	2020	2020	End	Adopted	Forecasted
						Budget	Budget	Budget	Budget	Estimate	Budget	Budget
1001	41300	101	411401	Property Tax Levy	(1) Taxes Property	17,485,842	17,665,575	17,938,940	17,938,940	17,938,940	17,624,845	17,624,845
1001	42400	101	411403	Police Pension Levy	(1) Taxes Property	5,703,185	6,552,033	6,338,241	6,338,241	6,338,241	6,973,534	7,496,549
1001	42500	101	411404	Fire Pension Levy	(1) Taxes Property	5,518,873	5,444,564	5,438,948	5,438,948	5,438,948	6,138,212	6,598,578
1001	41300	101	411414	TIF Surplus Distribution	(1) Taxes Property	588,311	763,996	-	-	-	-	-
SUBTOTAL						29,296,211	30,426,168	29,716,129	29,716,129	29,716,129	30,736,591	31,719,972
1001	41300	101	413405	Retailers' Occupation Tax Revenue	(2) Taxes Other	4,231,830	4,171,079	4,300,000	2,200,000	3,000,000	3,000,000	3,045,000
1001	41300	101	413404	Use Tax Revenue	(2) Taxes Other	1,523,941	1,750,449	1,800,000	1,800,000	1,900,000	2,000,000	2,030,000
1001	41300	101	414409	Real Estate Transfer Tax	(2) Taxes Other	4,298,368	3,237,156	3,594,008	3,400,000	3,800,000	4,000,000	4,060,000
1001	41300	101	414410	Exempt Real Estate Transaction	(2) Taxes Other	14,880	15,990	17,000	17,000	17,000	17,000	17,255
1001	41300	101	414412	Hotel Motel Tax	(2) Taxes Other	216,758	223,419	260,000	100,000	60,000	60,000	60,900
1001	41300	101	414413	Liquor Tax	(2) Taxes Other	683,088	671,836	685,000	200,000	300,000	400,000	406,000
1001	41300	101	414425	Natural Gas Use Tax	(2) Taxes Other	484,123	483,177	485,000	375,000	450,000	485,000	492,275
1001	41300	101	416406	Electric Utility Tax	(2) Taxes Other	1,591,786	1,523,824	1,650,000	1,250,000	1,300,000	1,650,000	1,674,750
1001	41300	101	416407	Natural Gas Tax	(2) Taxes Other	777,509	808,146	790,000	592,000	625,000	750,000	761,250
1001	41300	101	416408	Telecommunications Tax	(2) Taxes Other	992,140	844,273	850,000	625,000	740,000	720,000	730,800
1001	41300	101	418408	Vehicle Tax	(2) Taxes Other	1,567,489	1,522,798	1,750,000	1,250,000	1,300,000	1,700,000	1,725,500
1001	41300	101	413403	Cannabis State dist. (per capita)	(2) Taxes Other	-	-	-	-	35,000	42,000	42,630
1001	41300	101	435407	State Income Tax Revenue	(2) Taxes Other	4,968,152	5,521,845	5,515,000	4,015,000	5,060,000	5,100,000	5,176,500
1001	41300	101	435410	Personal Prop Replacement Tax	(2) Taxes Other	1,214,389	1,509,783	1,612,606	1,057,000	1,450,000	1,250,000	1,268,750
1001	41300	101	441463	MFT Tax Refund	(2) Taxes Other	8,298	8,173	-	-	-	-	-
SUBTOTAL						22,572,751	22,291,948	23,308,614	16,881,000	20,037,000	21,174,000	21,491,610
1001	46206	101	421424	Residential Rental License	(3) Licenses/Permits/Fees	6,255	1,320	7,000	3,500	3,500	6,000	6,090
1001	46205	101	421426	Business Licenses	(3) Licenses/Permits/Fees	320,937	295,025	325,000	162,000	190,000	230,500	233,958
1001	46205	101	421427	Liquor Licenses	(3) Licenses/Permits/Fees	167,097	158,393	165,000	85,000	136,450	161,200	163,618
1001	46206	101	421428	Multi-Family Dwelling License	(3) Licenses/Permits/Fees	58,766	58,302	75,000	73,000	73,000	32,000	32,480
1001	46205	101	421429	Chauffeur License Revenue	(3) Licenses/Permits/Fees	1,540	1,680	2,000	2,000	2,040	2,040	2,071
1001	46205	101	421430	Chauffeur Background Check	(3) Licenses/Permits/Fees	2,065	945	2,300	2,300	1,400	1,400	1,421
1001	46250	101	422425	Building Permits	(3) Licenses/Permits/Fees	2,079,765	2,008,500	1,345,473	300,000	1,100,000	1,400,000	1,421,000
1001	46202	101	422426	Zoning Variance Application	(3) Licenses/Permits/Fees	20,666	19,420	17,000	5,000	8,000	11,000	11,165
1001	46250	101	422428	Street Permits	(3) Licenses/Permits/Fees	44,991	49,706	52,000	10,000	50,000	50,000	50,750
1001	44550	615	422429	Animal Licenses	(3) Licenses/Permits/Fees	28,078	28,957	32,000	10,000	25,000	30,000	30,450
1001	44550	655	422431	Beekeeping	(3) Licenses/Permits/Fees	375	375	500	500	450	500	508
1001	46250	101	422436	Building Permit Penalties	(3) Licenses/Permits/Fees	32,267	25,670	20,000	20,000	20,000	20,000	20,300
1001	46250	101	422437	Building Plan Reviews	(3) Licenses/Permits/Fees	-	-	-	-	-	-	-
1001	46250	101	441455	Elevator Inspection Fees	(3) Licenses/Permits/Fees	27,611	36,267	30,000	20,000	20,000	25,000	25,375
1001	46250	101	441456	Street Opening Fees	(3) Licenses/Permits/Fees	2,768	(54,260)	-	-	-	-	-
1001	46206	101	441458	Vacant Bldg Registration Reven	(3) Licenses/Permits/Fees	-	200	500	500	600	500	508
1001	41300	101	441467	Special Events Application Fee	(3) Licenses/Permits/Fees	3,050	1,950	2,300	2,300	-	2,300	2,335
1001	46206	601	445456	Condo Inspection Fees	(3) Licenses/Permits/Fees	310	22,390	38,000	15,000	27,400	27,400	27,811
SUBTOTAL						2,796,541	2,654,840	2,114,073	711,100	1,657,840	1,999,840	2,029,838
1001	42400	101	434462	RCFL OT Reimbursement	(4) Charges for Services	30,397	19,654	30,000	20,000	20,000	25,000	25,000
1001	42520	101	440458	Ambulance Charges	(4) Charges for Services	1,220,821	976,315	1,371,000	1,171,000	1,200,000	1,300,000	1,300,000
1001	42400	412	440480	CTA Reimbursement	(4) Charges for Services	124,914	122,928	151,500	100,000	100,000	125,000	125,000
1001	42520	101	440482	Fire CPR Classes Fees	(4) Charges for Services	19,081	16,148	15,000	-	1,795	5,000	5,000
1001	43800	741	440483	Tree Removal Revenue	(4) Charges for Services	1,900	-	1,000	-	-	1,000	1,000
1001	43710	101	440488	Resale of Gas to Other Taxing Dist.	(4) Charges for Services	47,510	75,507	70,000	50,000	50,000	60,000	60,000

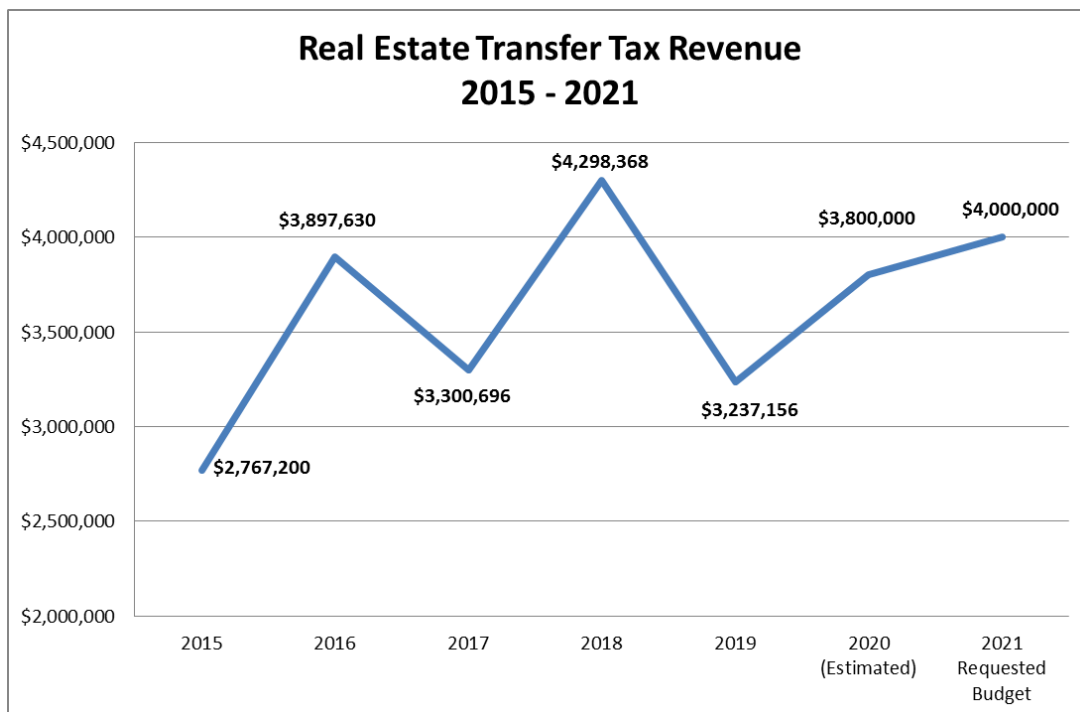
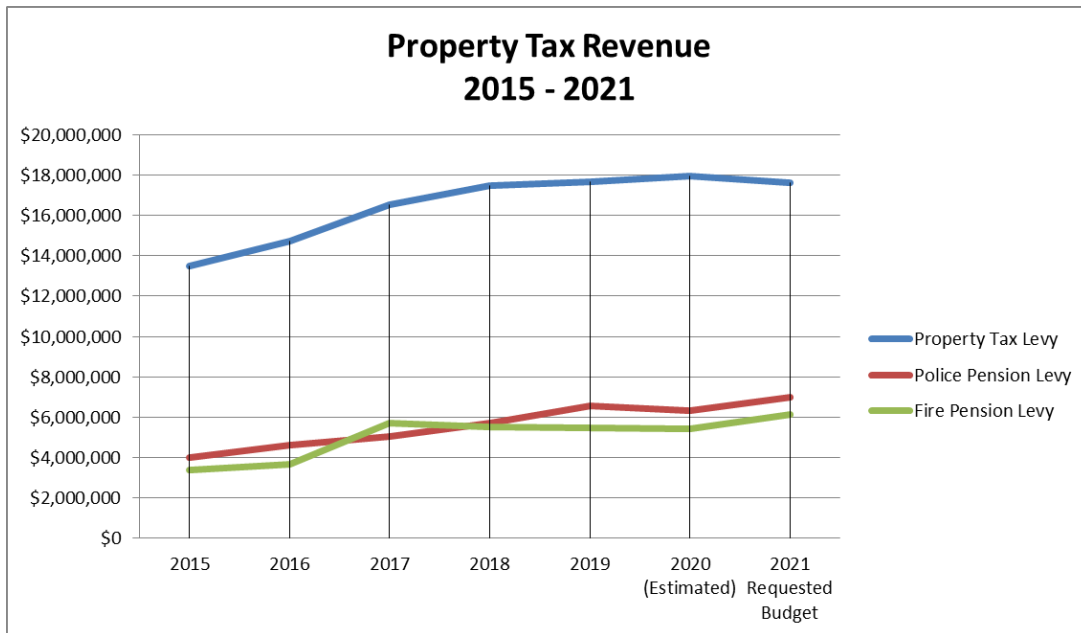
VILLAGE OF OAK PARK
FISCAL YEAR 2021 BUDGET
GENERAL FUND - REVENUES

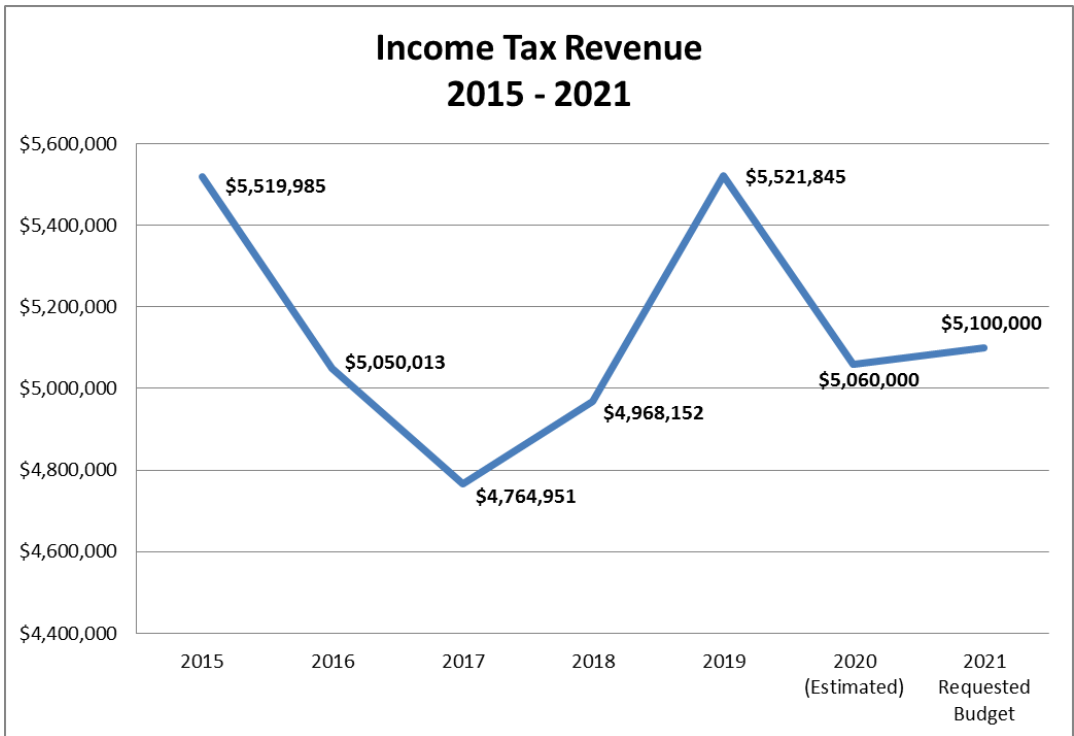
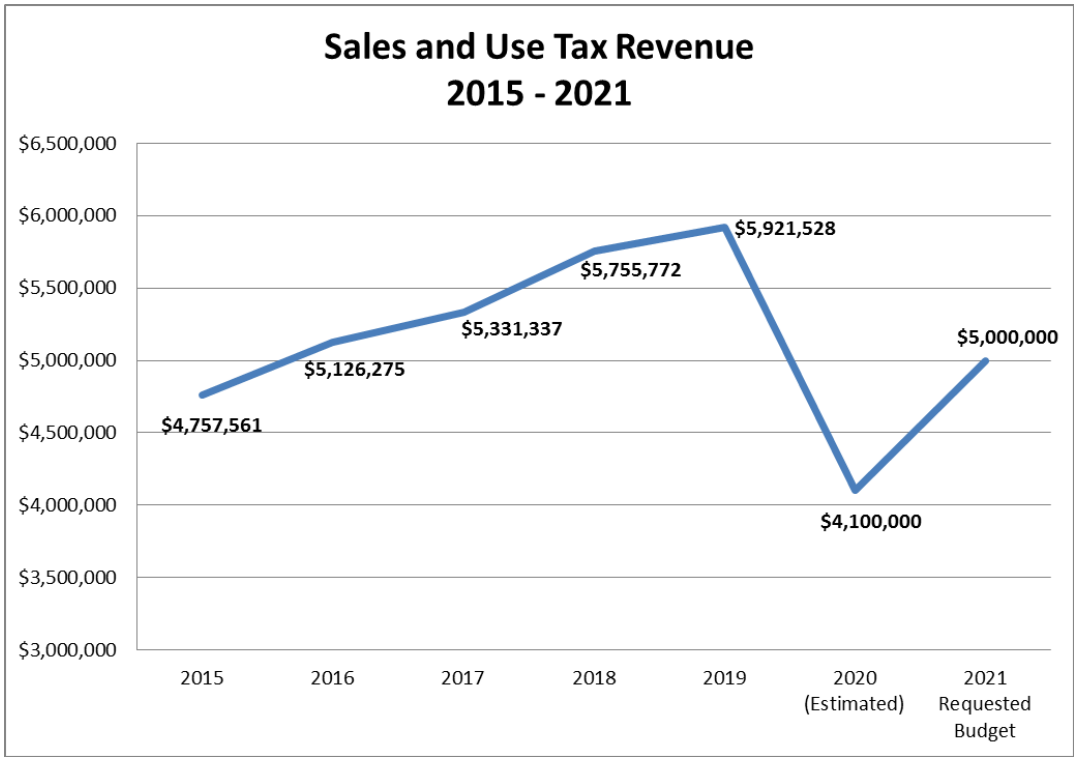
Fund	Dept	Program	Account	Description	Revenue Category	2018	2019	Original	Amended	Year	2021	2022
						Actual	Actual	Budget	Budget	End	Adopted	Forecasted
1001	43710	101	440490	Charges for Repairs Parts	(4) Charges for Services	49,471	46,028	60,000	50,000	35,000	55,000	55,000
1001	43780	101	440492	Reimbursement of Expenses	(4) Charges for Services	314,020		1,000	1,000	1,000	1,000	1,000
1001	43800	101	440492	Reimbursement of Expenses	(4) Charges for Services	-		1,500	1,500	1,500	1,500	1,500
1001	43720	752	440492	Reimbursement of Expenses	(4) Charges for Services	-		-	-	-	-	-
1001	44550	613	440492	Reimbursement of Expenses	(4) Charges for Services	9,150	10,850	10,000	10,000	10,000	10,000	10,000
1001	42400	101	440493	OPRFHS Event Reimbursement	(4) Charges for Services	4,634	6,958	5,000	5,000	3,000	5,000	5,000
1001	42510	101	440493	OPRFHS Event Reimbursement	(4) Charges for Services	2,847		2,800	2,800	-	2,000	2,000
1001	42400	101	440494	School Resource Police Officer	(4) Charges for Services	149,668	231,283	158,000	100,000	-	-	-
1001	42400	101	440495	Crossing Guard Reimbursement	(4) Charges for Services	215,081	151,007	218,000	125,000	170,000	245,000	245,000
1001	42400	101	440496	Arrest Warrant Reimbursement	(4) Charges for Services	-	2,240	1,000	1,000	1,000	1,000	1,000
1001	42400	101	440497	Police Evidence Revenue	(4) Charges for Services	3,342		1,000	1,000	1,000	1,000	1,000
1001	42400	101	440498	Police Training Reimbursement	(4) Charges for Services	-	13,916	-	-	-	-	-
1001	41100	101	441451	Copy Fees	(4) Charges for Services		130	250	250	250	250	250
1001	42520	101	441451	Copy Fees	(4) Charges for Services	240		350	350	350	350	350
1001	43700	721	441451	Copy Fees	(4) Charges for Services	-		-	-	-	-	-
1001	43740	101	441464	Scrap Revenue	(4) Charges for Services	797	1,073	1,000	1,000	1,000	1,000	1,000
1001	43900	101	441464	Scrap Revenue	(4) Charges for Services		1,073	-	-	-	10,000	10,000
1001	42400	127	441465	Special Events Revenue- Police	(4) Charges for Services	19,263	8,856	10,000	-	-	10,000	10,000
1001	41300	101	441465	Special Events Revenue- General	(4) Charges for Services	-	6,383	-	-	-	-	-
1001	42510	101	441465	Special Events Revenue- Fire	(4) Charges for Services	492	300	1,000	-	-	1,000	1,000
1001	43740	127	441465	Special Events Revenue-PW Streets	(4) Charges for Services	9,873	6,731	15,000	-	12,289	15,000	15,000
1001	44550	101	441465	Special Events Revenue	(4) Charges for Services	-	430	-	-	-	-	-
100	46206	101	441465	Special Events Revenue	(4) Charges for Services	-	6,170	-	-	-	-	-
1001	46300	127	441465	Special Events Revenue- Comm. Rel.	(4) Charges for Services	17,281	25,420	-	-	-	-	-
1001	42400	101	441470	Police Reports	(4) Charges for Services	32,067	29,289	25,000	25,000	25,000	25,000	25,000
1001	42400	101	441471	Subpoena Fees	(4) Charges for Services	250	35	1,000	1,000	1,000	1,000	1,000
1001	42510	101	441472	False Alarm Revenue	(4) Charges for Services	-		15,000	15,000	1,000	15,000	15,000
1001	42510	101	442460	Alarm Fees	(4) Charges for Services	38,449	58,775	60,000	50,000	5,000	50,000	50,000
1001	44550	101	445452	Pound Other Fees	(4) Charges for Services	5,595	4,965	5,000	5,000	5,000	5,000	5,000
1001	44550	612	445459	Environmental Services - VOP	(4) Charges for Services	7,400	6,700	8,000	8,000	3,000	8,000	8,000
1001	46260	101	446101	Public Art Initiative	(4) Charges for Services	-	10,000	-	-	-	-	-
1001	41300	171	462477	Rental of Property	(4) Charges for Services	40,286	18,561	-	-	-	-	-
1001	46205	101	462477	Rental of Property	(4) Charges for Services	3,000	13,611	-	-	-	-	-
SUBTOTAL						2,367,829	1,871,336	2,238,400	1,743,900	1,648,184	1,979,100	1,979,100
1001	42400	101	431400	Grant Revenue		1,500		-	-	-	-	-
1001	41300	101	431400	Grant Revenue		93,963	85,176	-	169,000	169,000	450,000	-
1001	44550	101	431400	Grant Revenue		-		-	-	49,820	-	-
1001	46260	101	431400	Grant Revenue						8,454		
1001	46206	101	431425	Grant or Loan Application Fee	(5) Grants	949	1,255	1,250	1,250	1,250	1,250	-
1001	42400	101	434463	Drug Enforcement Agency Reimb	(5) Grants	18,042	13,680	20,000	20,000	20,000	-	-
SUBTOTAL						114,454	100,111	21,250	190,250	248,524	451,250	-
1001	42400	101	451110	Court Fines	(6) Fines	148,288	47,043	55,000	30,000	25,000	45,000	45,900
1001	42400	101	451111	DUI Court Fines		7,840	4,744	5,000	5,000	5,000	5,000	5,100
1001	42400	101	451441	Parking Fines	(6) Fines	2,448,867	2,454,477	2,450,000	1,200,000	1,300,000	2,000,000	2,040,000
1001	41030	101	451446	Non-Compliance Fines	(6) Fines	83,775	112,746	80,000	40,000	30,000	40,000	40,800
SUBTOTAL						2,688,770	2,619,010	2,590,000	1,275,000	1,360,000	2,090,000	2,131,800

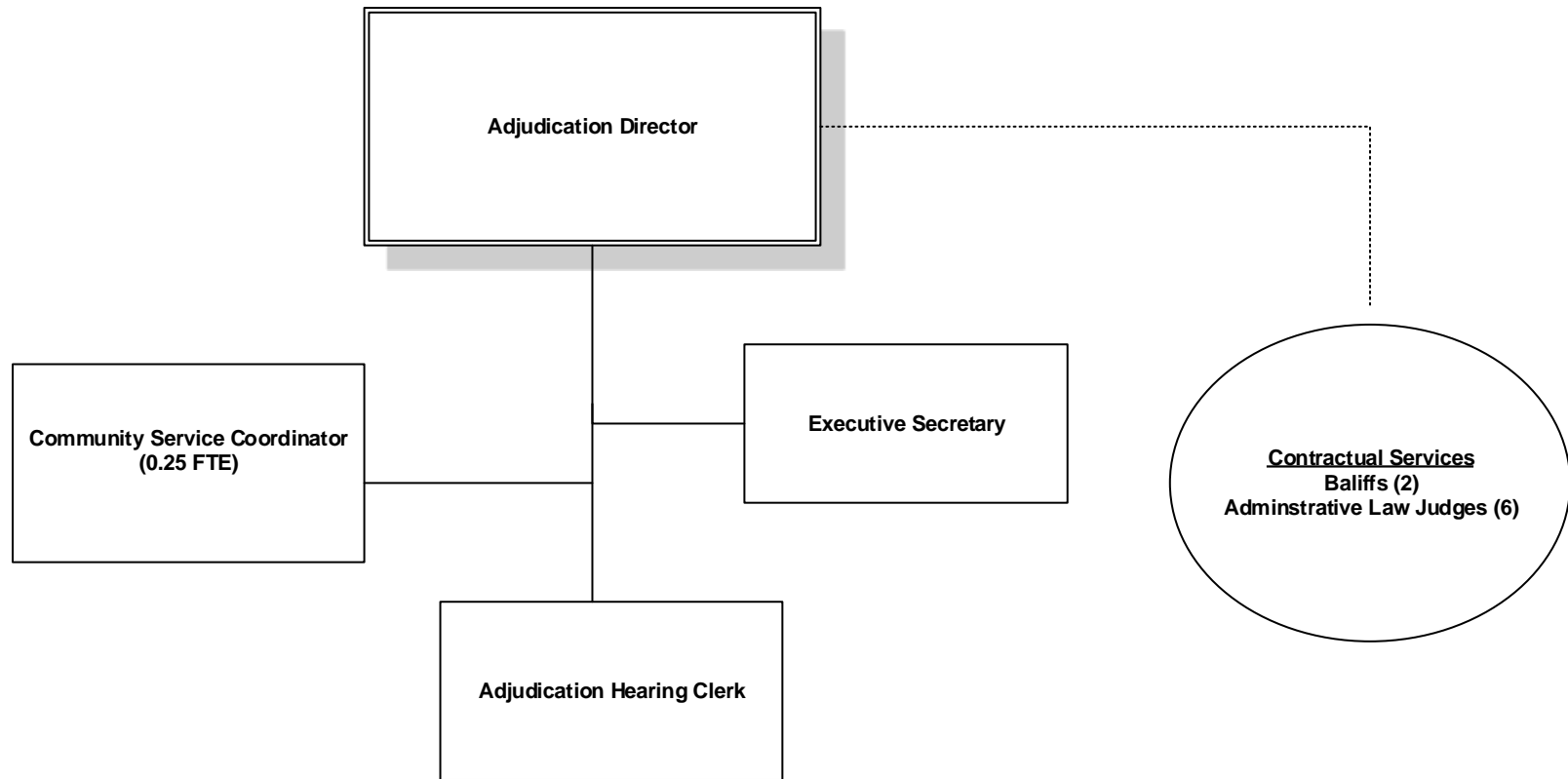
VILLAGE OF OAK PARK
 FISCAL YEAR 2021 BUDGET
 GENERAL FUND - REVENUES

<u>Fund</u>	<u>Dept</u>	<u>Program</u>	<u>Account</u>	<u>Description</u>	<u>Revenue Category</u>	<u>2018</u>	<u>2019</u>	<u>Original</u>	<u>Amended</u>	<u>Year</u>	<u>2021</u>	<u>2022</u>
						<u>Actual</u>	<u>Actual</u>	<u>2020</u>	<u>2020</u>	<u>End</u>	<u>Adopted</u>	<u>Forecasted</u>
								<u>Budget</u>	<u>Budget</u>	<u>Estimate</u>	<u>Budget</u>	<u>Budget</u>
1001	41300	101	491438	Trans Fr Motor Fuel Tax Fund	(7) Interfund Transfer Revenue	1,336,000	1,700,000	2,080,000	1,580,000	1,580,000	-	-
1001	41300	101	491460	Transfer from Parking Fund	(7) Interfund Transfer Revenue	-	40,000	-	-	-	-	-
1001	41300	101	491440	Transfer From Water Fund	(7) Interfund Transfer Revenue	-	-	-	-	-	-	-
1001	41300	101	491495	Transfer From CIP Fund	(7) Interfund Transfer Revenue	-	-	-	-	-	-	-
1001	41300	101	491499	Transfer From Other Funds	(7) Interfund Transfer Revenue	-	-	-	-	-	-	-
					SUBTOTAL	1,336,000	1,740,000	2,080,000	1,580,000	1,580,000	-	-
1001	46206	101	461450	Loan Interest	(8) Financing and Investment Revenue	1,908	1,031	2,500	2,500	2,500	2,500	2,500
1001	41300	101	461490	Interest Revenue	(8) Financing and Investment Revenue	269,066	775,758	600,000	50,000	150,000	150,000	150,000
1001	41300	101	441481	IMET Recovery	(8) Financing and Investment Revenue	54,681	255,843	-	-	-	-	-
					SUBTOTAL	325,656	1,032,632	602,500	52,500	152,500	152,500	152,500
1001	41300	101	462476	Gain/Loss on Sale of Property	(9) Other	318,125	28,021	-	-	-	-	-
1001	43720	101	413408	Traffic Signal Maintenance Rev	(9) Other	2,052	-	2,000	2,000	2,000	2,000	2,000
1001	43740	101	434451	State Aid Route Maintenance	(9) Other	97,716	60,423	85,000	85,000	85,000	85,000	85,000
1001	41300	101	441431	Cable TV Franchise Fee	(9) Other	892,841	865,730	900,000	750,000	750,000	750,000	750,000
1001	41300	101	441447	Cashier Over/Short	(9) Other	57	156	-	-	-	-	-
1001	41300	101	441462	Miscellaneous Revenue	(9) Other	307,482	64,695	25,000	25,000	25,000	25,000	25,000
1001	XXXXX	101	441475	Recovered Damages	(9) Other	14,246	1,245	-	-	-	-	-
					SUBTOTAL	1,632,519	1,020,270	1,012,000	862,000	862,000	862,000	862,000
					SUBTOTAL	63,130,730	63,756,315	63,682,966	53,011,879	57,262,177	59,445,281	60,366,820

	2015	2016	2017	2018	2019	2020 (Estimated)	2021 Requested Budget
Property Tax Levy	\$13,491,968	\$14,719,674	\$16,514,768	\$17,485,842	\$17,665,575	\$17,938,940	\$17,624,845
Police Pension Levy	\$4,017,409	\$4,597,661	\$5,023,497	\$5,703,185	\$6,552,033	\$6,338,241	\$6,973,534
Fire Pension Levy	\$3,387,257	\$3,667,858	\$5,699,751	\$5,518,873	\$5,444,564	\$5,438,948	\$6,138,212







ADJUDICATION

EXECUTIVE OVERVIEW

DEPARTMENTAL SUMMARY

The Office of Adjudication conducts administrative hearings for the Village of Oak Park, Illinois. The hearings are divided into two primary categories: Parking and Local Ordinance Violations. The citations adjudicated are issued by various departments in the Village including Police, Fire, Health, Public Works and Development Customer Services. The Office of Adjudication maintains the records of the hearings and transmits notices to individuals that have pending matters.

2020 ACCOMPLISHMENTS

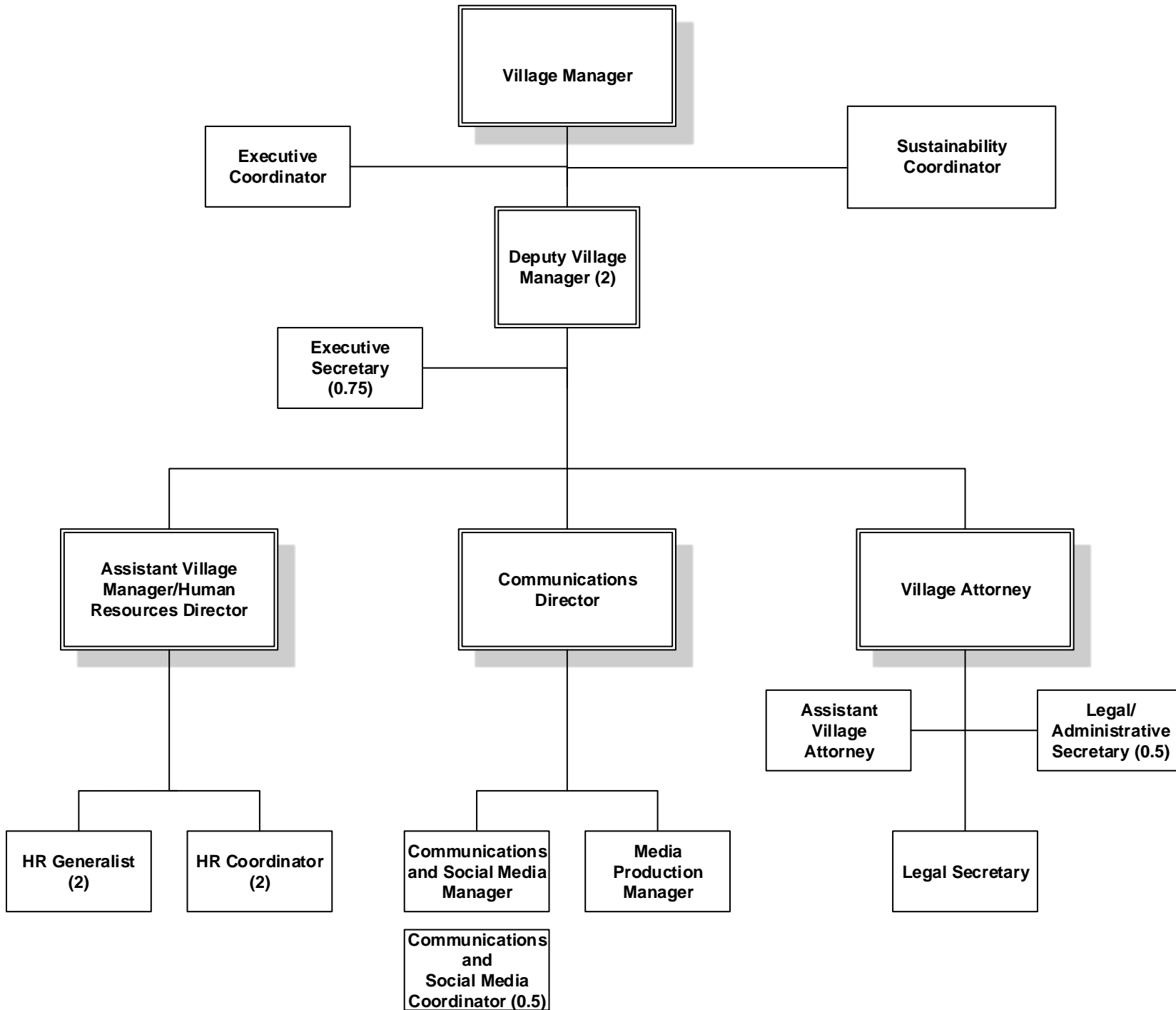
- Adjudication implemented a remote hearing process. The remote hearing process allows respondents, attorneys and witness to participate in hearings via an online portal or by telephone.
- Adjudication increased the number of unpaid citations submitted to the Illinois Comptroller's Tax Intercept Program known as IDROP. Eligible citations issued prior to January 1, 2018 were submitted to the Comptroller's Office. As a result, the Village has collected so far this year in excess of \$330,000.00 in previously delinquent fines.
- Adjudication has continued to make significant steps to improve customer service and is utilizing an online customer service survey to help identify high, mid, and low performance areas and implement appropriate improvements.
- Adjudication works with Oak Park Township Youth Services, The Community Mental Health Board of Oak Park Township, Rosecrance, Youth Outreach Services, Opportunity Knocks and other providers to deliver community service, substance education and other diversionary opportunities to youth respondents.
- Adjudication is working towards moving from the legacy code compliance/local ordinance system into CityView before the end of 2020.

2021 WORK PLAN

- Adjudication will continue to work toward the reduction of paper by having more matters conducted electronically. This includes encouraging online contests, remote hearings and online payments. Adjudication will increase the use of scanning to store documents as opposed to paper copies.
- In addition, Adjudication will continue to work to improve customer service without jeopardizing the legitimacy of the adjudication process. It is expected that further automation will make the process smoother and ideally eliminate the amount of paper that is used.
- Further, Adjudication will continue efforts to improve the services provided to youth that appear in Administrative Adjudication. Adjudication plans to continue working with providers such as the Oak Park Township Youth Services, Rosecrance, Youth Outreach Services and Opportunity Knocks to provide appropriate solutions for youth respondents.

VILLAGE OF OAK PARK
FISCAL YEAR 2021 BUDGET
GENERAL FUND - ADJUDICATION

<u>Fund</u>	<u>Dept</u>	<u>Program</u>	<u>Account</u>	<u>Description</u>	<u>Department</u>	<u>Description</u>	<u>2018</u> <u>Actual</u>	<u>2019</u> <u>Actual</u>	<u>Original</u> <u>2020</u> <u>Budget</u>	<u>Amended</u> <u>2020</u> <u>Budget</u>	<u>Year</u> <u>End</u> <u>Estimate</u>	<u>2021</u> <u>Adopted</u> <u>Budget</u>	<u>2022</u> <u>Forecasted</u> <u>Budget</u>
1001	41030	101	510501	General Fund	Adjudication	Regular Salaries	(205,481)	(217,719)	(228,328)	(228,328)	(228,328)	(215,680)	(222,150)
1001	41030	101	510503	General Fund	Adjudication	Overtime	(9,592)	(12,608)	(10,000)	(10,000)	(10,000)	(10,000)	
						SUB-TOTAL PERSONAL SERVICES	(215,074)	(230,327)	(238,328)	(238,328)	(238,328)	(225,680)	(222,150)
1001	41030	101	520515	General Fund	Adjudication	Health Insurance Opt Out	-	-	-	-	-	-	-
1001	41030	101	520520	General Fund	Adjudication	Life Insurance Expense	(294)	(281)	(279)	(279)	(279)	(279)	
1001	41030	101	520521	General Fund	Adjudication	Health Insurance Expense	(56,255)	(54,299)	(53,691)	(53,691)	(53,691)	(56,223)	(59,034)
1001	41030	101	520522	General Fund	Adjudication	Social Security Expense	(12,080)	(13,014)	(14,781)	(14,781)	(14,781)	(13,997)	(14,417)
1001	41030	101	520523	General Fund	Adjudication	Medicare Expense	(2,825)	(3,044)	(3,456)	(3,456)	(3,456)	(3,272)	(3,370)
1001	41030	101	520527	General Fund	Adjudication	IMRF Contributions	(21,245)	(14,629)	(20,151)	(20,151)	(20,151)	(18,041)	(18,582)
						SUB-TOTAL FRINGE BENEFITS	(92,699)	(85,267)	(92,358)	(92,358)	(92,358)	(91,812)	(95,403)
1001	41030	101	530650	General Fund	Adjudication	Conferences Training	(679)	(326)	(2,000)	(2,000)	(300)	(2,000)	(2,042)
1001	41030	101	530658	General Fund	Adjudication	Temporary Services	-	-	-	-	-	-	-
1001	41030	101	530660	General Fund	Adjudication	General Contractuals	-	-	-	-	-	-	-
1001	41030	101	530667	General Fund	Adjudication	External Support	(146,139)	(159,036)	(186,100)	(186,100)	(150,000)	(159,100)	(162,441)
						SUB-TOTAL CONTRACTUAL SERVICES	(146,818)	(159,362)	(188,100)	(188,100)	(150,300)	(161,100)	(164,483)
1001	41030	101	550601	General Fund	Adjudication	Printing	(464)	(5,384)	(6,000)	(6,000)	(600)	(6,000)	(6,126)
1001	41030	101	550602	General Fund	Adjudication	Membership Dues	-	-	-	-	-	-	-
1001	41030	101	550603	General Fund	Adjudication	Postage	(23,635)	(11,633)	(30,000)	(30,000)	(15,000)	(30,000)	(30,630)
1001	41030	101	550606	General Fund	Adjudication	Books & Subscriptions	(366)	(817)	(1,760)	(1,760)	(600)	(1,760)	(1,797)
1001	41030	101	550652	General Fund	Adjudication	Legal Postings and Doc. Fees	(187)	(92)	(1,000)	(1,000)	(150)	(1,000)	(1,021)
1001	41030	101	550663	General Fund	Adjudication	Software License Updates	(5,188)	(350)	(6,000)	(6,000)	(2,500)	(6,000)	(6,126)
1001	41030	101	560620	General Fund	Adjudication	Office Supplies	(4,952)	(3,647)	(6,100)	(6,100)	(2,000)	(4,000)	(4,084)
1001	41030	101	570720	General Fund	Adjudication	Computer Equipment	-	-	(2,000)	(2,000)	(1,554)	-	-
1001	41030	134	560639	General Fund	Adjudication	Advertising	-	-	-	-	-	-	-
						SUB-TOTAL MATERIALS & SUPPLIES	(34,791)	(21,923)	(52,860)	(52,860)	(22,404)	(48,760)	(49,784)
						TOTAL EXPENDITURES	(489,381)	(496,879)	(571,646)	(571,646)	(503,390)	(527,352)	(531,821)



- ↔
- Village President/
Board of Trustees
 - Finance
Committee of the
Board of Trustees
 - Personnel
Committee of the
Board of Trustees
 - Re-inventing
Government
Committee of the
Board of Trustees
 - Board of Fire and
Police
Commissioner
 - Citizens Police
Oversight
Committee
 - Civic Information
Systems
Commission
 - Liquor Control
Review Board

Advisory Bodies

VILLAGE MANAGER'S OFFICE EXECUTIVE OVERVIEW

DEPARTMENTAL SUMMARY

The Village Manager's Office is responsible for overseeing day-to-day operations of the Village. This is accomplished by the Village Manager, Deputy Village Manager, Sustainability Coordinator, Executive Coordinator in the office of the Village Manager and a part time Executive Secretary. There is also an Assistant Village Manager/Human Resources Director that serves over the Human Resource Department. The Village Manager's Office is responsible for overseeing the daily and long-term operations of the Village consisting of 13 departments in the Village, in addition the Department also provides staff support to the Mayor and Board of Trustees along with any Committees of the Village Board, manages the collection and review of board meeting agenda materials, manages the Village's Sustainability Office, manages negotiations for the Village's nine collective bargaining agreements, coordinates the staff liaisons to all of the Citizen Boards and Commissions. The Village Manager's Office also represents the Village on various intergovernmental boards such as those associated with the West Suburban Dispatch Center Board, Oak Park's Business Association Council, Oak Park Economic Development Corporation, the Early Childhood Collaboration Administrative Board, Friends of the Children Chicago Board, the Oak Park Management Council, the Oak Park Council of Governments, the GIS Consortium Board and the Stadium Neighbors Advisory Committee (OPRF Stadium Lights).

The Village Manager position is established pursuant to 65 Illinois Compiled Statutes 5/5-3-7 and the Village Manager shall be appointed by the Board of Trustees. The General Duties of the Village Manager are stated in §2-4-2 of the Municipal Code and note that the Village Manager shall be the chief administrative officer of the Village and exercise all powers and duties assigned to him or her by Statute and such other authority as may be granted by the Board of Trustees. The Manager shall be charged with hiring all employees, other than those under tenure of office laws (e.g. sworn police officers and sergeants, firefighters and lieutenants) and with the enforcement of all laws and ordinances within the municipality insofar as their enforcement is within the powers of the Village. The Manager shall attend all meetings of the Board of Trustees, shall keep the Board informed as to the affairs of the Village, and shall recommend to the Board such actions as may be necessary or expedient for the welfare of the Village.

Under the policy direction and leadership of the Mayor and Board of Trustees, the Village Manager's Office mission is to create excellence in local services via professional local government management, consistent with the following Guiding Principles and Values that inform or influence staff activities at all levels of the organization:

Communication: Sharing our knowledge, perspectives and information openly, regularly and clearly with citizens and each other

Customer Service: Understanding and providing for the needs of our customers in a prompt, courteous and caring manner

Diversity: Valuing, promoting and nurturing human diversity in staff, consultants and contractors

Fiscal Stewardship: Assuring the most cost-effective and efficient use of the public's money; earning and maintaining public trust

Integrity: Committed to the highest ideals of honor and integrity in all public and professional relationships

Learning Organization: Challenging ourselves to learn, grow and expand our professional and technical knowledge

Professional Management: Dedicated to consistent, accountable, equitable and effective management techniques and systems

Recognition: Appreciating the contributions of our most important resource: Village employees and those citizens who volunteer their time and expertise in service to the community

Team Work: Working collaboratively through personal initiative, professional accountability, mutual respect and trust

2020 ACCOMPLISHMENTS

During 2020, the Village Manager's Office has overseen the response strategy to three major events: the COVID-19 Pandemic, an economic crisis and civil unrest related to police reform.

COVID -19 Pandemic

State of Illinois Governor JB Pritzker issued a disaster proclamation on March 9, 2020 due to the COVID-19 disease outbreak in the State of Illinois.

On March 11, 2020, the World Health Organization (WHO) declared the COVID-19 disease outbreak a worldwide global pandemic.

On March 13, 2020, the Village Board adopted Resolution 20-120 declaring an emergency affecting the public health due to the outbreak of the COVID-19 disease in the State of Illinois. On April 6, 2020, the Village Board adopted Resolution 20-124 and on April 27, 2020 the Village Board adopted Resolution 20-128 which extended the declaration through June 1, 2020. On July 27, 2020, the Village Board adopted Resolution 20-184 which declared an emergency affecting public health due to the ongoing outbreak of the COVID-19 disease through September 14, 2020.

On Sunday May 31, 2020, and again Monday June 1, and Tuesday, June 2, 2020, through action of the Mayor and subsequently authority of the Village Board, a curfew was instituted in the Village from 9 p.m. to 6 a.m. due to a local state of emergency and in response a high number of nightly criminal property damage at local businesses. Substantial graffiti also occurred on residential properties and cars during this time. The initial curfew was enacted pursuant to the authority vested in the office of the Village President of the Village of Oak Park ("Village") by Section 11-1-6 of the Illinois Municipal Code, 65 ILCS 5/11-1-6, and Section 11 of the Illinois Emergency Management Agency Act, 20 ILCS 3305/11 for May 21, 2020. On June 1, 2020, by Ordinance 20-047, the Village Board authorized the Village President to declare a local state of emergency to allow for a temporary curfew to be declared overnight as part of a declaration through June 8, 2020. The Village President/Mayor did so on both Monday June 1, and Tuesday, June 2, 2020.

A majority of public services were pivoted to remote deliver during the initial months of the pandemic with Village Hall remained closed to the public, with the exception of appoints from approximately March 16, 2020 through July 3, 2020. Communication and coordination with the collective bargaining units representing employees was done to facilitate changes in working conditions as the spread of COVID-19 quickly became a rapidly evolving situation/

In the succeeding months since the initial Village Board emergency declaration, the impact of requirements in both Oak Park and the State of Illinois for all but essential workers to “stay at home” in order to slow the spread of the disease, all meeting of the Village Board and citizen commissions have been held via remote participation with live audio available and optional video of the Village Officials. The meeting have also been streamed live and archived online for on-demand viewing at www.oak-park.us/boardtvas authorized pursuant to Section 6 of Governor J.B. Pritzker's Executive Order 2020-07 as extended since March.

Additionally, to ensure operational response during a local emergency, the Village Manager, as provided for in the Village’s local emergency operating plan, activate the Emergency Operations Center at various levels throughout the pandemic order designated EOC staff members to report to the EOC. This action additional documented/preserved the right of the Village to seek reimbursement from the Federal Government for COVID-19 expenditures. For background, the Village Manager, or designee, determines the level of activation for the Emergency Operating Center using the following guidelines:

Level 5 - Normal Conditions

Day-to-day operations.

Level 4 – Watch

EOC Staff/Department heads are notified of the potential for opening the EOC.

Level 3 - Partial Activation

The activation of the EOC happens at the recommendation of the ESDA Coordinator or when an Incident Commander makes a formal request for the resources of other Village services (e.g. Damage Assessment Team, Evacuation, Shelter, etc., and/or multiple incidents are occurring in the Village that will impact Village services. Partial Activation may also take place when an incident spans two or more operational periods.

The Incident Commander(s) and the ESDA Coordinator will meet to make a decision if the incident level should be elevated.

Those IMT members needed to fill the request and the EOC support staff will report to the EOC. The Village President will be notified and the Village Manager and other IMT members will be called to the EOC.

Level 2 - Full Activation

The Village Manager, or designee, will authorize a Level 1 EOC activation during a major catastrophe, accident, storm or terrorist attack.

Full activation of the EOC automatically occurs at the time the Incident Commander and the EOC Manager see a need for all of the Village resources, and mutual aid agreement are exhausted to mitigate the emergency. All IMT members will be notified and report to the EOC.

All Village Departments will follow their SOPs/SOGs for that incident under their Chief or Director.

If it is determined that a situation can be handled by the Village of Oak Park government, with the available usual mutual aid and County resources, the President should declare a State of Emergency. This declaration authorizes the activation of the Village of Oak Park Emergency Operation Plan, and authorizes the rendering of assistance by Cook County.

Level 1 - State, and Federal Response

If the Village can no longer manage the incident with normal and mutual aid resources, a formal request for State or Federal resources is made by the ESDA Coordinator through the County and State EOCs. A declaration of "State of Disaster" will be initiated. This disaster declaration formally identifies that the situation is larger than the Village and Cook County can handle and IEMA and FEMA assistance is formally requested. This Disaster Declaration is forwarded to the Cook County Emergency Agency as soon as possible.

During the pandemic, the Village's Emergency Operations Center (EOC) functioned virtually within the National Incident Management System (NIMS) which provides a common, nationwide approach to enable the whole community to work together to manage all threats and hazards. Under the Federal Emergency Management Agency (FEMA) NIMS applies to all incidents, regardless of cause, size, location, or complexity.

Since June 29, 2020, the EOC is currently has been maintained at a Level 4 –Watch.

Throughout the pandemic response, the Village has coordinate meetings, weekly, monthly and bi-monthly based upon conditions of both the Management Council and Council of Governments (COG) as part of the continuing dialogue amongst the local appointed and elected leadership in the taxing bodies in Oak Park, River Forest and Forest Park.

In addition, the Village Manager recommended various changes to maintain the vital services of the Farmers Market and the need to provide access to healthy food sources during the pandemic as outlined by the Village’s Public Health Director. This included both reorganizing the general procedures and ensuring public health orders were followed for this service as well as reassigning various village employees to assist the Farmers Market Commission in order to manage all the new regulations required due to the pandemic.

Review of Policing in Oak Park

2020 brought forth national and local attention to civil unrest related to police reform and Oak Park took measures also related to a review of policing in Oak Park. At the June 22, 2020 Village Board Meeting, the Village Manager assigned Assistant Village Attorney Rasheda Jackson as the internal staff lead and tasked with the administrative responsibilities for managing the review of Oak Park’s police use of force policies as well as coordinator of community forums on policing in Oak Park.

Two community conversations were held thus far at the time of this publication, to listen and hear from the public about their experiences and perception to Oak Park policing. The Village Board also authorized a release of a Request for Proposals (RFP) for a third party to review various aspects of policing in Oak Park.

Racial Equity Training

In 2020 another priority was to fulfill one of the Village Board’s goals of providing equity training to the Village Board and staff. The Assistant Village Administrator/Human Resources Director recommended an organization to the Village Board to begin this process. By the time of the publication, training for the Village Board and Commission Chairs was completed and training for staff was underway.

Sustainability

Although access to information was delayed during the pandemic, the Sustainability Coordinator continued to work with the Village’s AmeriCorp Sustainability Fellow to

collect information and data needed for the Village to complete a Green House Gas Inventory. The Sustainability Fellow at the time of this publication completed her report.

2021 WORK PLAN

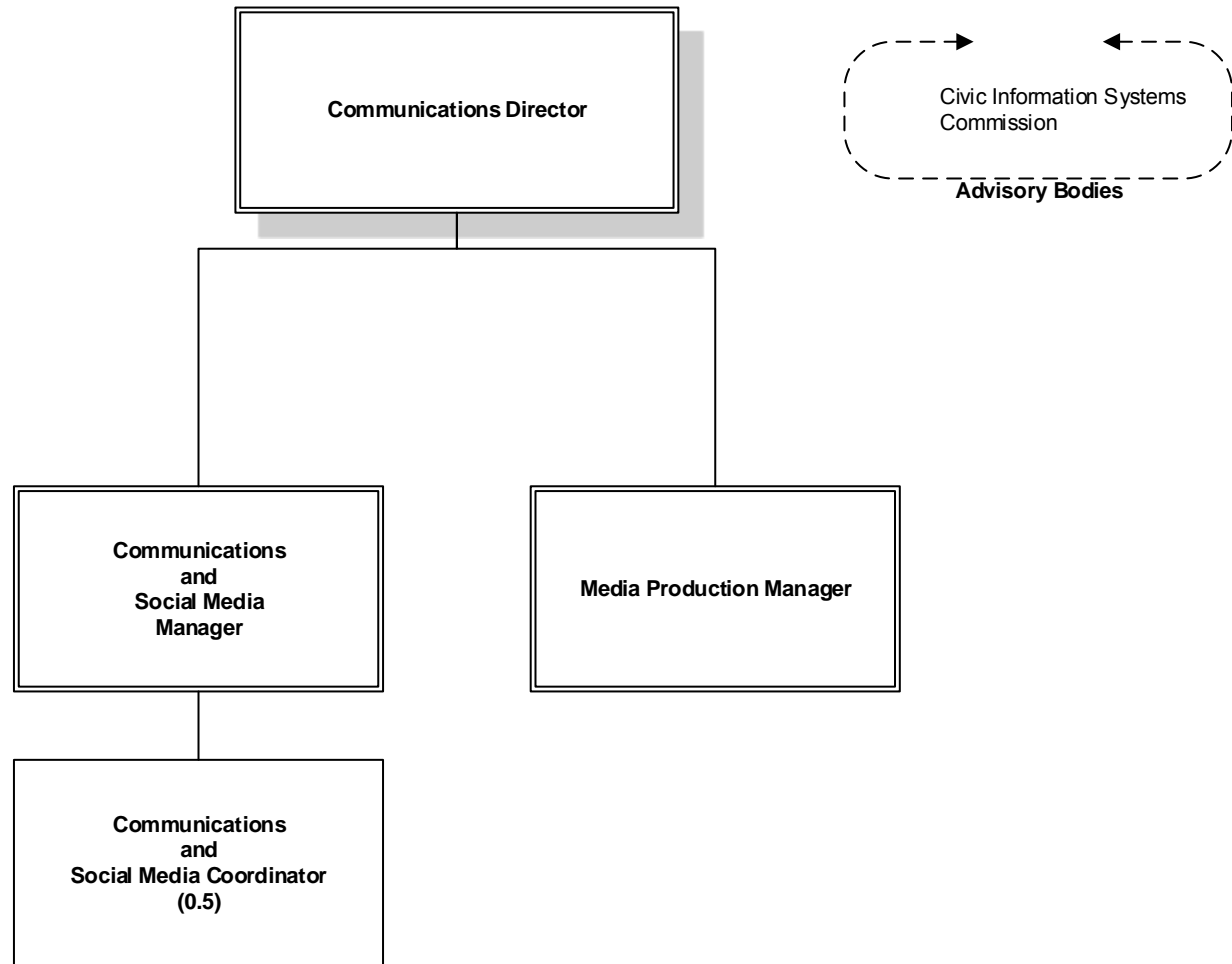
Subject to the duration and extent of the pandemic in 2021, the Village Manager's Office work will continue to focus on overseeing the response strategy to three major events: the COVID-19 Pandemic, an economic crisis and civil unrest related to police reform.

In addition, the VMO will implement the policy directives contained in the FY21 adopted budget and 2021 Village Board Goals as well as continue to:

- Organize leadership training for employees, with a focus on race equity and proceed with a Racial Equity Assessment.
- Implement a work plan for sustainability initiatives under the oversight of the Department's Sustainability Coordinator and finalize the Village Board's policy direction for projects recommended for use by the Sustainability Fund to include a roadmap of the Board's goal of reaching 50% renewable energy by 2030.
- Continue with the recommendation to the Village Board to address public safety, employee safety and physical building hazards including inefficiencies in the existing police department and options for a new or remodeled police station.
- Gather information about the SMART city initiatives being introduced in communities

VILLAGE OF OAK PARK
FISCAL YEAR 2021 BUDGET
GENERAL FUND - VILLAGE MANAGER'S OFFICE

Fund	Dept	Program	Account	Description	Department	Description	2018	2019	Original	Amended	Year	2021	2022
							Actual	Actual	2020	2020	End	Adopted	Forecasted
							Budget	Budget	Budget	Budget	Estimate	Budget	Budget
1001	41020	101	510501	General Fund	Village Manager's Office (VMO)	Regular Salaries	(450,262)	(464,258)	(466,424)	(511,424)	(511,424)	(593,725)	(594,549)
1001	41020	101	510503	General Fund	Village Manager's Office (VMO)	Overtime	(152)	(139)	(500)	(500)	(500)	(500)	(500)
SUB-TOTAL PERSONAL SERVICES							(450,414)	(464,397)	(466,924)	(511,924)	(511,924)	(594,225)	(595,049)
1001	41020	101	510506	General Fund	Village Manager's Office (VMO)	Equip Allow (Auto,Phone,Tools)	(1,215)	(1,209)	(1,215)	(1,215)	(1,215)	(1,215)	(1,241)
1001	41020	101	520515	General Fund	Village Manager's Office (VMO)	Health Insurance Opt-out	(1,504)	-	-	-	-	-	-
1001	41020	101	520520	General Fund	Village Manager's Office (VMO)	Life Insurance Expense	(1,012)	(913)	(908)	(908)	(908)	(1,001)	(1,001)
1001	41020	101	520521	General Fund	Village Manager's Office (VMO)	Health Insurance Expense	(58,907)	(74,833)	(64,757)	(71,757)	(71,757)	(96,624)	(88,601)
1001	41020	101	520522	General Fund	Village Manager's Office (VMO)	Social Security Expense	(22,843)	(23,200)	(23,165)	(26,165)	(26,165)	(30,950)	(31,108)
1001	41020	101	520523	General Fund	Village Manager's Office (VMO)	Medicare Expense	(6,347)	(6,453)	(6,770)	(7,470)	(7,470)	(8,616)	(8,628)
1001	41020	101	520527	General Fund	Village Manager's Office (VMO)	IMRF Contributions	(44,624)	(30,131)	(41,136)	(45,136)	(45,136)	(49,558)	(52,424)
1001	41020	101	560651	General Fund	Village Manager's Office (VMO)	Employees Awards Recognition	(7,926)	(12,400)	(9,500)	(9,500)	(8,000)	(8,000)	(8,168)
SUB-TOTAL FRINGE BENEFITS							(144,379)	(149,139)	(147,451)	(162,151)	(160,651)	(195,964)	(191,171)
1001	41020	101	530650	General Fund	Village Manager's Office (VMO)	Conferences Training	(7,581)	(8,422)	(9,000)	(4,000)	(1,500)	(6,500)	(6,637)
1001	41020	101	530651	General Fund	Village Manager's Office (VMO)	Incentives	-	-	-	-	-	-	-
1001	41020	101	530662	General Fund	Village Manager's Office (VMO)	Boards Commissions Support	(5,937)	(18,268)	(18,000)	(18,000)	(12,000)	(15,000)	(15,315)
1001	41020	103	530662	General Fund	Village Manager's Office (VMO)	Boards Commissions Support	-	-	-	-	-	-	-
1001	41020	321	530662	General Fund	Village Manager's Office (VMO)	Boards Commissions Support	-	-	-	-	-	-	-
1001	41020	332	530662	General Fund	Village Manager's Office (VMO)	Boards Commissions Support	-	-	-	-	-	-	-
1001	41020	101	530667	General Fund	Village Manager's Office (VMO)	External Support	(370,238)	(472,830)	(413,816)	(176,516)	(75,000)	(389,716)	(397,900)
1001	41020	101	530687	General Fund	Village Manager's Office (VMO)	Township Interventionist Program	-	-	-	-	-	-	-
SUB-TOTAL CONTRACTUAL SERVICES							(383,756)	(499,520)	(440,816)	(198,516)	(88,500)	(411,216)	(419,852)
1001	41020	101	550601	General Fund	Village Manager's Office (VMO)	Printing	(41)	(41)	(3,500)	(3,500)	(3,500)	(3,000)	(3,063)
1001	41020	101	550602	General Fund	Village Manager's Office (VMO)	Membership Dues	(32,000)	(13,815)	(30,700)	(30,700)	(30,858)	(34,500)	(35,225)
1001	41020	101	550603	General Fund	Village Manager's Office (VMO)	Postage	(158)	(133)	(700)	(700)	(700)	(400)	(408)
1001	41020	101	550605	General Fund	Village Manager's Office (VMO)	Travel & Mileage Reimbursement	(65)	(87)	(150)	(150)	(150)	(50)	(51)
1001	41020	101	550606	General Fund	Village Manager's Office (VMO)	Books & Subscriptions	(119)	(413)	(300)	(300)	(300)	(150)	(153)
1001	41020	101	560616	General Fund	Village Manager's Office (VMO)	Toner Cartridges	-	-	-	-	-	-	-
1001	41020	101	560620	General Fund	Village Manager's Office (VMO)	Office Supplies	(3,261)	(4,570)	(5,000)	(5,000)	(3,000)	(4,000)	(4,084)
1001	41020	101	560625	General Fund	Village Manager's Office (VMO)	Clothing	(571)	(436)	(1,000)	-	-	-	-
1001	41020	101	560638	General Fund	Village Manager's Office (VMO)	Special Events	(2,115)	(5,956)	(6,000)	(6,000)	(2,500)	(4,500)	(4,595)
SUB-TOTAL MATERIALS & SUPPLIES							(38,331)	(25,451)	(47,350)	(46,350)	(41,008)	(46,600)	(47,579)
TOTAL EXPENDITURES							(1,016,879)	(1,138,507)	(1,102,541)	(918,941)	(802,083)	(1,248,005)	(1,253,650)



COMMUNICATIONS

EXECUTIVE OVERVIEW

DEPARTMENTAL SUMMARY

The Communications Department manages both external and internal communications, informing the public about municipal government programs, services and activities, and providing employees with information relevant to their duties and responsibilities. Department staff uses a wide range of proven public information tools, including print, electronic and broadcast/streaming media to carry out its mission. Tasks performed by Communication staff include the following:

- Write, design, produce and manage informational messages for the full range of communication tools, including online, broadcast and print.
- Manage the public website, oak-park.us, and the employee intranet website
- Manage social media communications tools for the Village, Police Department and Fire Department including [Facebook](#), [Twitter](#), [YouTube](#), [Linked-In](#), [Pinterest](#) and [Instagram](#).
- Publish [enews](#), an ongoing subscription-based, direct electronic news information dissemination tool with nearly 5,000 subscribers.
- Produce publications such as brochures, booklets, flyers, signs, the *OP/FYI* community newsletter and quarterly *Employee News*.
- Manage news media relations, including issuing news releases and event advisories, answering inquiries from reporters and supervising crisis communications and response.
- Operate the Village's government access cable television station VOP-TV, producing original video programming as well as live broadcasting and online streaming of meetings of the Village Board and citizen commissions.
- Serve as in-house editors and writers of a wide range of public messages created by other departments and volunteer bodies.
- Design and produce all forms and documents necessary for conducting business with the Village, including employee business cards, various forms and signs.
- Provide video and photographic services for all departments, including training films, audio-visual support and photographs for employee identification badges and employee website.

- Provide support to the Village Manager's Office assembling and disseminating agenda materials for Village Board meetings via Granicus Legistar, MediaManager and LiveManager modules as part of the online public policy transparency suite that includes streaming and archiving meetings online in a searchable database.

2020 ACCOMPLISHMENTS

The current fiscal year has been dominated by the worldwide COVID-19 coronavirus pandemic that has required staff to operate in an ongoing crisis response and preparedness mode. Communications staff has been working from home on call seven days a week disseminating important public health updates and responding to residents' many questions about how both state and local directions apply to specific situations.

Among the fiscal year's accomplishments related to the pandemic are the following:

- Created an [online archive of all COVID-19-related information](#), including regular case bulletins, reports to the Village Board, case data and links to a wide range of local, state and federal resources.
- Published 164 COVID-19-related news items through August, posting online and distributing via enews and other communications platforms, adding nearly 1,000 new enews subscribers in the first half of 2020.
- Posted to the website 117 local public health bulletins, 117 Village Manager reports, 32 local, state and federal orders and guidelines, and more than 50 documents and links targeted to specific groups, including businesses (through August).
- Created charts from local public health data to help present the impact of COVID-19 on the community in a visual context. Since introduced in April, charts have been updated weekly with the latest data.
- Designed scores of signs, posters and flyers to disseminate local information related to COVID-19. Every sign at Village Hall and the Farmers' Market were designed by the Communications Department, as well as many of the signs displayed by local merchants.
- Added a combined 2,400 new Facebook followers on the Village, Police and Fire Department Facebook pages during the first half of 2020, a 16-percent increase in total audience on Facebook that has grown to more than 16,900 followers across the three pages.
- Posted nearly 700 messages across the Village, Police and Fire Facebook pages during the first half of the year.
- Averaged more than 3,250 users reached per post on the Village Facebook page, which has the largest following of the three pages.
- Increased engagement across all three Facebook pages, with each post averaging more than 190 engaged users who like, comment, share or click on the Village's posts.
- Tweeted nearly 800 messages through first half of 2020 via the Village and Police Twitter accounts, averaging 1,954 impressions per tweet and 83 engagements

(retweets, likes, URL clicks) per tweet.

- Doubled Twitter impressions and increased engagements six fold as compared to the first half of 2019. The Village and Police Twitter accounts have combined to add more than 1,900 followers, a 25 percent increase in the first half of the year.
- Added nearly 1,600 Instagram followers in the first half of 2020, a 50-percent increase to what is now more than 5,000 followers. Created 132 Instagram posts in the first half of the year, averaging 89 likes per post.
- Generated nearly 600 quality engagements across all social media platforms during the first months of the year in which Village staff directly fielded a question or complaint from a social media user and provided a timely response. This is more than double the number of quality engagements generated in the first half of 2019, reflecting the sharp increase in social media inquiries in the midst of the COVID-19 pandemic.
- Updated the employee website daily with Village Manager reports during Level 2 EOC operations and continue to update several times a week to keep employees informed with the latest information.
- Researched and tested various online meeting platforms in preparation to conduct large community meetings economically and efficiently.
- Started a monthly Police newsletter to provide timely and seasonal public safety information. More than 1,500 accounts have signed up to receive the month emails.
- Produced multiple community awareness videos, including about safety measures and business services available during the pandemic such as restaurant carry out services and other economic support.
- Configured and managed a system to allow the Village Board and citizen commissions to meet remotely, while meeting Illinois Open Meetings requirements of streaming on the Village website and cablecasting on VOP-TV.
- Provided technical support to the Adjudication Department as it moved hearings to a server-based system for video storage and later was a key element in its ability to host remote hearings.

2021 WORK PLAN

The 2021 fiscal year poses unanticipated challenges that will require communication strategies to reflect the priorities set by the Village Board in terms for program support. Priorities may require delays in the department's long-range goals of improving technology, staff training and facilities updates. Communications efforts are driven by staff knowledge, experience and skillsets. All staff members are formally trained communicators who can pivot as messages are driven by management and community needs. Among the broader, further reaching activities to consider in 2021 are the following:

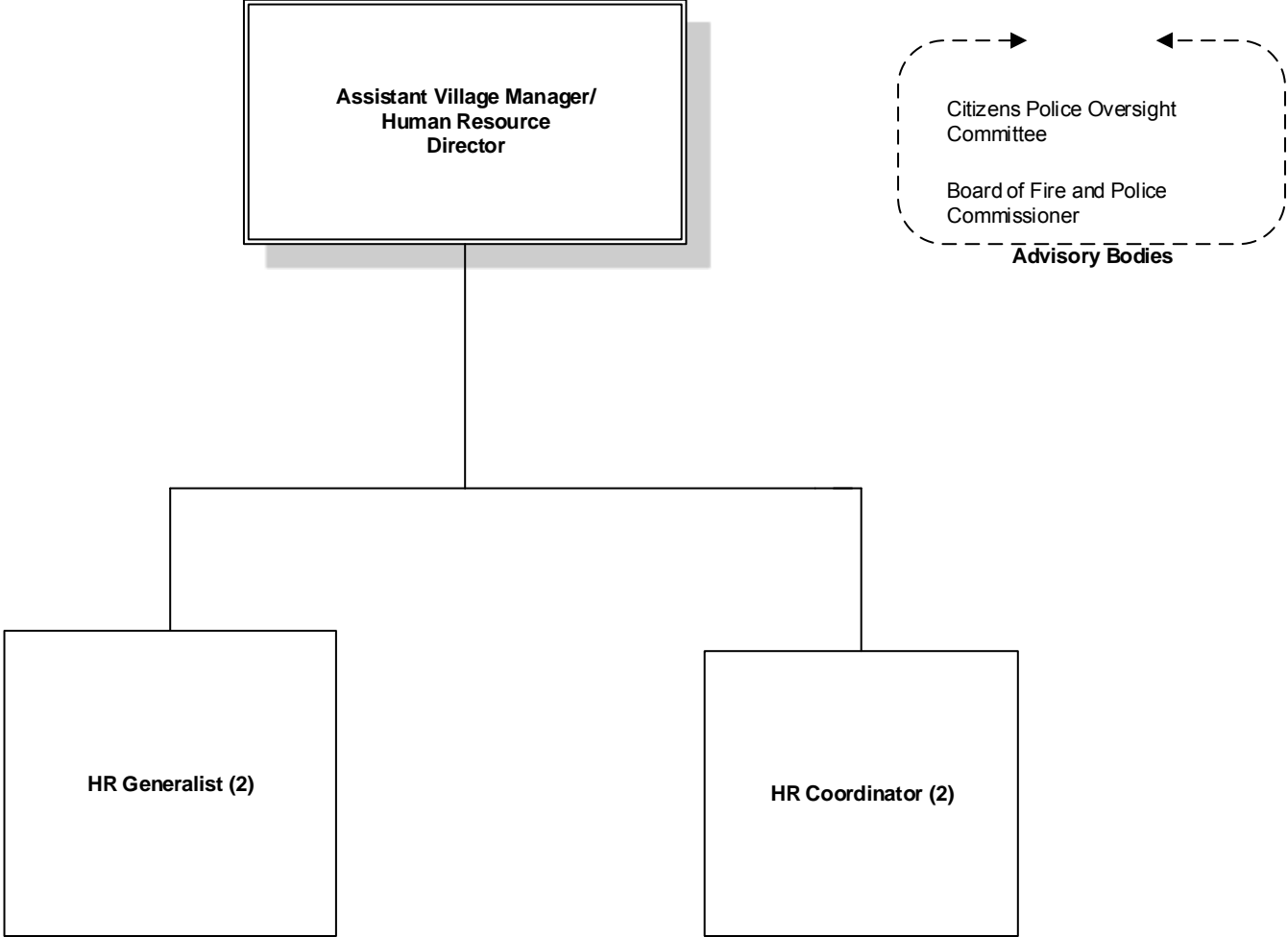
- **Determine next steps for Village website.** The pending demise of the current Drupal 7 content management system (CMS) had initially forced a need in 2020 for an update. However, issues with the national Drupal 8 rollout provided an additional 12 – 18 month window. The decision now is whether to pursue a completely new website at an expense of about \$50,000 or update to Drupal 9, modernize the look of the landing page and implement a more robust search feature at an expense of about \$20,000.
- **Reestablish production schedule for OP/FYI newsletter.** Typically, published six times each year, the newsletter was put on hold following the January/February newsletter as the Village moved into lockdown. The speed at which information was changing made a printed newsletter impossible given the advance timeliness necessary for production and distribution. However, the newsletter consistently outperforms all other communications tools when residents are asked in the biannual survey where they get their information about Village programs and services. The OP/FYI newsletter, which is distributed to every residential address in the Village, even outperforms the local newspapers, according to respondents. The cost to produce and distribute the newsletter is relatively high in relation to other communication tools, but its reach is unparalleled.
- **Update equipment needed for remote management of Village communications infrastructure.** While Village operations as a whole quickly set up remote activities, the Communications Department had to rely heavily on personal equipment to meet the demands of the software necessary to manage websites, produce creative materials and manage remote meetings. More attention needs to be given to how communications operations and technical needs exceed those of most other municipal programs.
- **Update software necessary to the content creation and production.** Communications staff relies on the Adobe Creative Suite for much of its activities, especially those that require visuals. However, current versions are years behind later versions. Updates anticipated in 2020 have been requested for 2021.
- **Train staff to better use later versions of creative software.** With new versions of software come training needs. While some staff likely have the skills to use

later versions, new staff that have not had experience of basic versions will need training.

- **Continue to improve Village audio/visual capacity of VOP-TV.** The Communications Department has been gradually replacing much of the aging equipment that allows for recording, streaming and cablecasting of public meetings. This work needs to continue even if in-person meetings return to Village Hall. Some of the basic infrastructure is nearly 30 years old.
- **Investigate and implement where feasible platforms that will allow for multiple simultaneous recording, streaming and cablecasting of public meetings.** Current equipment configurations are limited to one meeting being streamed and cablecast. A second in-person meeting can be recorded for later online archiving. A goal of 2021 will be to determine the cost and support needed to expand this capability.
- **Continue to monitor marketplace for new platforms for message dissemination tools.** The Communications Department uses all relevant platforms for message dissemination generally available. But the need to monitor an ever-changing communications landscape will always exist. Expanding the use of social media paid advertising is one example of an option that may help the communications department reach a larger share of its target audiences.

VILLAGE OF OAK PARK
FISCAL YEAR 2021 BUDGET
GENERAL FUND - COMMUNICATION

<u>Fund</u>	<u>Dept</u>	<u>Program</u>	<u>Account</u>	<u>Description</u>	<u>Department</u>	<u>Description</u>	<u>2018 Actual</u>	<u>2019 Actual</u>	<u>Original 2020 Budget</u>	<u>Amended 2020 Budget</u>	<u>Year End Estimate</u>	<u>2021 Adopted Budget</u>	<u>2022 Forecasted Budget</u>
1001	41110	101	510501	General Fund	Communication	Regular Salaries	(238,541)	(262,790)	(271,534)	(271,534)	(271,534)	(269,650)	(277,740)
1001	41110	101	510503	General Fund	Communication	Overtime	-	(7)	-	-	-	-	-
						SUB-TOTAL PERSONAL SERVICES	(238,541)	(262,797)	(271,534)	(271,534)	(271,534)	(269,650)	(277,740)
1001	41110	101	510506	General Fund	Communication	Equip Allow (Auto,Phone,Tools)	(505)	(505)	(504)	(504)	(504)	(504)	(504)
1001	41110	101	520515	General Fund	Communication	Health Insurance Opt Out	(2,407)	-	-	-	-	-	-
1001	41110	101	520520	General Fund	Communication	Life Insurance Expense	(294)	(328)	(279)	(279)	(279)	(279)	(279)
1001	41110	101	520521	General Fund	Communication	Health Insurance Expense	(36,246)	(38,471)	(37,644)	(37,644)	(37,644)	(37,644)	(39,526)
1001	41110	101	520522	General Fund	Communication	Social Security Expense	(13,988)	(15,557)	(16,835)	(16,835)	(16,835)	(16,718)	(17,554)
1001	41110	101	520523	General Fund	Communication	Medicare Expense	(3,271)	(3,638)	(3,937)	(3,937)	(3,937)	(3,910)	(4,027)
1001	41110	101	520527	General Fund	Communication	IMRF Contributions	(23,792)	(15,845)	(21,880)	(21,880)	(21,880)	(20,556)	(21,173)
						SUB-TOTAL FRINGE BENEFITS	(80,504)	(74,344)	(81,079)	(81,079)	(81,079)	(79,611)	(83,063)
1001	41110	101	530650	General Fund	Communication	Conferences Training	-	-	-	-	-	(1,100)	(1,123)
1001	41110	101	530660	General Fund	Communication	General Contractuals	(32,925)	(34,764)	(87,100)	(87,100)	(54,700)	(58,000)	(59,218)
1001	41110	113	530660	General Fund	Communication	General Contractuals	-	-	-	-	-	-	-
1001	41110	101	530667	General Fund	Communication	External Support	(6,765)	(8,706)	(11,200)	(11,200)	(5,700)	(9,500)	(9,700)
1001	41110	113	530667	General Fund	Communication	External Support	-	-	-	-	-	-	-
						SUB-TOTAL CONTRACTUAL SERVICES	(39,690)	(43,470)	(98,300)	(98,300)	(60,400)	(68,600)	(70,041)
1001	41110	101	550601	General Fund	Communication	Printing	(17,350)	(22,015)	(24,500)	(24,500)	(12,000)	(23,000)	(23,483)
1001	41110	101	550602	General Fund	Communication	Membership Dues	-	-	(1,100)	(1,100)	-	-	-
1001	41110	101	550603	General Fund	Communication	Postage	(24,225)	(19,345)	(27,300)	(27,300)	(12,300)	(27,800)	(28,384)
1001	41110	101	550605	General Fund	Communication	Travel & Mileage Reimbursement	-	-	(50)	(50)	-	(50)	(51)
1001	41110	101	550606	General Fund	Communication	Books & Subscriptions	(491)	(500)	(500)	(500)	(450)	(500)	(511)
1001	41110	101	550666	General Fund	Communication	Public Information Promotions	-	-	-	-	-	-	-
1001	41110	101	560620	General Fund	Communication	Office Supplies	(363)	(201)	(400)	(400)	(200)	(400)	(408)
1001	41110	101	560631	General Fund	Communication	Operational Supplies	(368)	(1,946)	(2,500)	(2,500)	(2,200)	(2,500)	(2,553)
1001	41110	113	560631	General Fund	Communication	Operational Supplies	-	-	-	-	-	-	-
						SUB-TOTAL MATERIALS & SUPPLIES	(42,798)	(44,007)	(56,350)	(56,350)	(27,150)	(54,250)	(55,389)
1001	41110	101	570710	General Fund	Communication	Equipment	(4,407)	(13,867)	(23,400)	(23,400)	(22,700)	(12,500)	(12,763)
1001	41110	101	570711	General Fund	Communication	Software	-	-	(3,100)	(3,100)	-	(3,100)	(3,165)
						SUB-TOTAL CAPITAL OUTLAY	(4,407)	(13,867)	(26,500)	(26,500)	(22,700)	(15,600)	(15,928)
						TOTAL EXPENDITURES	(405,940)	(438,478)	(533,763)	(533,763)	(462,863)	(487,711)	(502,160)



HUMAN RESOURCES

EXECUTIVE OVERVIEW

DEPARTMENTAL SUMMARY

The Human Resources department serves as an internal service provider and consultant to all departments via highly complex administrative support of the Village Manager, Department Directors and all staff. Human Resources manages and supports a wide variety of processes and procedures related to employee recruitment and retention, health and welfare benefits administration, employment law compliance, employee compensation, records maintenance, leave management, staff training and development, employee/labor relations, and retirement plan administration.

Services are provided through the following programs:

- **General Administration** – Maintaining accurate employment and benefit records.
- **Labor Relations** – Assisting in the negotiation and administration of nine collective bargaining agreements and administering the Personnel Manual to ensure that contractual terms and conditions of employment and general Village policies are applied in a fair and equitable manner.
- **Benefits Administration** - Providing and administering a comprehensive employee benefits program that is cost effective while also considered by employees as having value in terms of their total compensation from the Village.
- **Employment** – Being recognized as an employer of choice through an effective talent management program that includes applicant management, on-boarding, performance management, learning management and recognition and rewards (including compensation) management.
- **Training** – Creating and sustaining a learning environment to communicate Village Guiding Principles and Values, enhance employee engagement through opportunities for personal and professional growth, and evaluate and affirm that programs and services are aligned to Village Board priorities and strategic objectives in a cost-effective manner.

2020 ACCOMPLISHMENTS

1. Supported the workforce in responding to the COVID-19 Pandemic

- Designed, negotiated and implemented discrete work groups for Village Hall and Public Works Center staff with a focus on employee safety, customer service and operational redundancy.
- Developed and implemented COVID-19 related administrative programs, policies and procedures to mitigate employee risk in the workplace. This includes policies and procedures governing remote/flexible work arrangements, cloth mask usage, quarantine, COVID-related leaves, and temperature screens for staff.
- Tracked and monitored Village employees' COVID-19 positive diagnoses and managed the Village's internal contact tracing and quarantining program.
- Designed and implemented a special enrollment and matching program for Dependent Care Flexible Spending Accounts in response to COVID-19-related remote school re-openings and childcare closures.
- Provided Emergency Operation Center (EOC) support in the form of Safety Officer, Assistant Safety Officer and Procurement Unit Leader staffing.

2. Continued the focus on improved employee relations:

- Served on the negotiation team for all Collective Bargaining Agreements up in 2020 including FOP Sergeants, SEIU Water & Sewer, FOP Community Service Officers, FOP Patrol Officers and IAFF.
- Maintained positive and productive working relationships with union stewards and business representatives in response to significant workplace changes related to COVID-19, including successful and timely negotiation of Memorandums of Agreement with all unions.
- Implemented regular HR-specific communication to all employees in the form of "The Resource," sharing employee new hires, promotions/transfers, vacancies and wellness tips.

3. Accelerated the Digital Business Transformation

- Designed and implemented a seamless and paperless signatory process for status sheets, job requisitions and other forms using AdobeSign and the HRsupport distribution list.
- Utilized PowerDMS for the purpose of training, tracking and monitoring employee engagement with Village policies and procedures.
- Increased visibility and usage of Kronos self-service functionality, particularly related to timekeeping and remote work.

4. Continued to focus on Workforce Training and Development

- Successfully implemented cross-training program for Customer Service Representatives working in Public Works, Building Permits and Parking to expand employee skillset and better provide inter-department staffing and support.
- Conducted mandatory Anti-Harassment training remotely for all employees during the COVID-19 pandemic utilizing PowerDMS.
- Conducted Racial Equity Training for Board Members, select Commissioners, and all Village employees.

5. Monitored and stabilized leave and occupational health programs:

- Administered complex federal Families First Coronavirus Response Act (FFCRA) Leave programs for employees who were impacted by COVID-19 diagnosis for self or family or employees whose childcare was impacted by COVID-19-related closures.

- Successfully negotiated flat renewals with the Village's third-party workers compensation administrator (PMA) and the Village's occupational health provider (Concentra).
- Continued to settle outstanding workers compensation claims with over \$300,000 in closed settlements to date.
- Managed a light duty program where applicable and to return employees to the workplace as appropriate to their injury.

6. Oversaw and supported Village-wide benefit and wellness program

- Partnered with Health Department to support the Employee Wellness Team.
- Leveraged existing Employee Assistance Program to provide support and training opportunities related to health and wellness to all staff.
- Managed employee benefits program including major medical, dental, vision and medical and dependent care flexible spending account programs.
- Introduced flexible workplace benefits including prepaid legal, accident, critical illness and hospital indemnity insurance.
- Implemented telehealth benefits available to all staff during the COVID-19 pandemic.

7. Continued support of external committees:

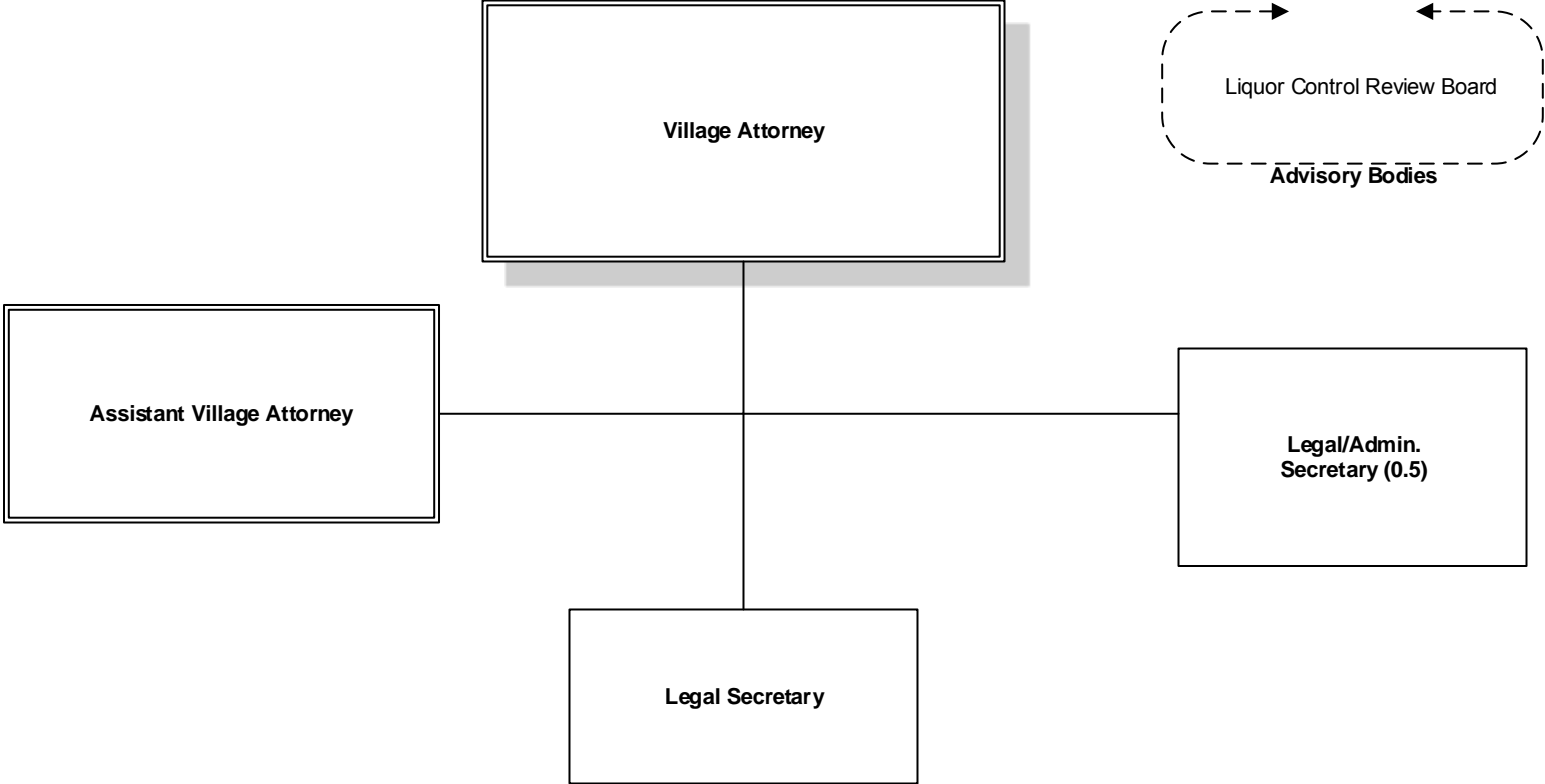
- Served as staff liaison to Fire and Police Commissioners and oversaw the timely creation of four (4) eligibility lists related to the hiring and promotion of sworn employees in Police and Fire including Entry Level Police Officer, Police Sergeant, Entry Level Firefighter/Paramedic and Fire Lieutenant and the subsequent hiring and promotion of 4 Entry Level Police Officers, 3 Police Sergeants, 2 Entry Level Firefighter Paramedics, 2 Lieutenants and 2 Battalion Chiefs.
- Supported the Citizen Police Oversight Committee as staff liaison, transitioned to remote meetings during the COVID-19 pandemic, successfully provided reporting to the Board of Trustees for the first time in several years and joined the National Association for Civilian Oversight of Law Enforcement (NACOLE)

2021 WORK PLAN

- 1. Continued workforce support in responding to the COVID-19 Pandemic**
 - Explore creative staffing opportunities within the workforce to provide full services to the community in an efficient and flexible manner.
 - Ensure ongoing COVID-19 mitigation within the workplace as the pandemic necessitates.
- 2. Improve Recruitment and Retention Processes**
 - Recruit a multi-level diverse workforce that meets the Villages' organizational needs with increased use of technology and social media.
 - Continue developing flexible workplace policies and strategies to assist recruitment efforts in the changing marketplace.
 - Continue creating more Training & Development opportunities for existing employees.
 - Develop a digital onboarding process.
 - Develop a digital off-boarding process.
 - Introduce Kronos Applicant Tracking System.
- 3. Support the Village's racial equity work both broadly and as it specifically relates to HR**
 - Conduct an equity audit related to job descriptions to ensure minimum job requirements and qualifications utilize a Diversity Equity and Inclusion Focus.
 - Provide guidance and training specific to hiring managers and interview teams, to ensure equity is built into the hiring process.
 - Support the Village Equity Team in sustaining and advancing the Village's racial equity commitment
- 4. Continued emphasis on Employee Wellness**
 - Review benefits programs to find cost efficiencies or new benefit opportunities such as introducing a High Deductible Health Plan and Health Savings Account.
 - Develop activities that will result in employee engagement, promote a healthier lifestyle, create more unity among the workforce.
 - Leverage the Employee Wellness Team to promote ways to assist in decreased medical costs and increased work life balance.
- 5. Continue to support Committees and Commissions**
 - Continue to work with the Fire & Police Commission on hiring entry level employees and internal promotions, adapt new rules for the entry level Fire Department employees
 - Continue support of the Citizen Police Oversight Committee

VILLAGE OF OAK PARK
FISCAL YEAR 2021 BUDGET
GENERAL FUND - HUMAN RESOURCES

Fund	Dept	Program	Account	Description	Department	Description	2018 Actual	2019 Actual	Original 2020 Budget	Amended 2020 Budget	Year End Estimate	2021 Adopted Budget	2022 Forecasted Budget
1001	41080	101	510501	General Fund	HR - Human Resources	Regular Salaries	(280,783)	(295,332)	(230,570)	(230,570)	(230,570)	(235,839)	(242,914)
1001	41080	101	510503	General Fund	HR - Human Resources	Overtime	(457)	(187)	(1,000)	(1,000)	(1,000)	(1,000)	(1,000)
1001	41080	101	510515	General Fund	HR - Human Resources	Comp Time	-	-	-	-	-	-	-
SUB-TOTAL PERSONAL SERVICES							(281,240)	(295,519)	(231,570)	(231,570)	(231,570)	(236,839)	(243,914)
1001	41080	101	510506	General Fund	HR - Human Resources	Equip Allow (Auto,Phone,Tools)	(505)	(181)	(504)	(504)	(504)	(504)	(504)
1001	41080	101	510519	General Fund	HR - Human Resources	Vacation Time Payout	-	(7,523)	-	-	-	-	-
1001	41080	101	520505	General Fund	HR - Human Resources	Tuition Reimbursement	(2,891)	(4,184)	(5,000)	(5,000)	(5,000)	(5,000)	(5,000)
1001	41080	101	520515	General Fund	HR - Human Resources	Health Insurance Opt Out	(2,596)	(420)	-	-	-	-	-
1001	41080	101	520520	General Fund	HR - Human Resources	Life Insurance Expense	(294)	(251)	(256)	(256)	(256)	(256)	(256)
1001	41080	101	520521	General Fund	HR - Human Resources	Health Insurance Expense	(39,869)	(30,334)	(45,339)	(45,339)	(45,339)	(49,390)	(51,860)
1001	41080	101	520522	General Fund	HR - Human Resources	Social Security Expense	(16,181)	(14,710)	(16,123)	(16,123)	(16,123)	(16,354)	(16,845)
1001	41080	101	520523	General Fund	HR - Human Resources	Medicare Expense	(3,872)	(3,440)	(3,358)	(3,358)	(3,358)	(3,434)	(3,537)
1001	41080	101	520527	General Fund	HR - Human Resources	IMRF Contributions	(28,027)	(16,182)	(20,401)	(20,401)	(20,401)	(19,752)	(20,345)
SUB-TOTAL FRINGE BENEFITS							(94,234)	(77,225)	(90,981)	(90,981)	(90,981)	(94,690)	(98,346)
1001	41080	133	520668	General Fund	HR - Human Resources	Unemployment Ins Payments	(28,870)	(2,815)	(25,000)	(25,000)	(25,000)	(25,000)	(25,525)
1001	41080	101	530646	General Fund	HR - Human Resources	Pre-employment Testing	(7,646)	(6,730)	(12,000)	(12,000)	(8,000)	(12,000)	(12,252)
1001	41080	101	530642	General Fund	HR - Human Resources	Background Check	(2,878)	(3,383)	(5,000)	(5,000)	(2,500)	(5,000)	(5,105)
1001	41080	134	530642	General Fund	HR - Human Resources	Background Check	(892)	(2,029)	(5,000)	(5,000)	-	(2,500)	(2,553)
1001	41080	101	530650	General Fund	HR - Human Resources	Conferences Training	(6,738)	(7,091)	(8,000)	(8,000)	(8,000)	(5,000)	(5,105)
1001	41080	131	530650	General Fund	HR - Human Resources	Conferences Training	-	-	-	-	-	-	-
1001	41080	101	530652	General Fund	HR - Human Resources	Training Services	(15,102)	(3,083)	(22,000)	(22,000)	(22,000)	(30,000)	(30,630)
1001	41080	134	530655	General Fund	HR - Human Resources	Consultant Fees	-	-	-	-	-	-	-
1001	41080	101	530658	General Fund	HR - Human Resources	Temporary Services	(36,032)	(33,729)	(50,000)	(50,000)	(6,000)	(50,000)	(51,050)
1001	41080	101	530667	General Fund	HR - Human Resources	External Support	(77,125)	(47,454)	(60,000)	(60,000)	(60,000)	(60,000)	(61,260)
1001	41080	131	530667	General Fund	HR - Human Resources	External Support	-	-	-	-	-	-	-
1001	41080	134	530678	General Fund	HR - Human Resources	Medical Fees	(3,591)	(2,246)	(5,000)	(5,000)	(5,000)	(2,500)	(2,553)
1001	41080	134	530667	General Fund	HR - Human Resources	External Support	(20,900)	(74,888)	(74,000)	(74,000)	(74,000)	(74,000)	(75,554)
SUB-TOTAL CONTRACTUAL SERVICES							(199,775)	(183,448)	(266,000)	(266,000)	(210,500)	(266,000)	(271,586)
1001	41080	101	550601	General Fund	HR - Human Resources	Printing	(106)	(263)	(250)	(250)	(250)	(250)	(255)
1001	41080	101	550602	General Fund	HR - Human Resources	Membership Dues	(3,380)	(2,422)	(5,000)	(5,000)	(5,000)	(5,000)	(5,105)
1001	41080	101	550603	General Fund	HR - Human Resources	Postage	(773)	(778)	(2,000)	(2,000)	(500)	(1,000)	(1,021)
1001	41080	101	550605	General Fund	HR - Human Resources	Travel & Mileage Reimbursement	(46)	(38)	(200)	(200)	(200)	(200)	(204)
1001	41080	101	550606	General Fund	HR - Human Resources	Books & Subscriptions	-	-	(200)	(200)	(200)	(200)	(204)
1001	41080	101	560620	General Fund	HR - Human Resources	Office Supplies	(2,098)	(3,022)	(3,000)	(3,000)	(3,000)	(2,000)	(2,042)
1001	41080	131	560620	General Fund	HR - Human Resources	Office Supplies	-	-	-	-	-	-	-
1001	41080	132	560620	General Fund	HR - Human Resources	Office Supplies	-	-	-	-	-	-	-
1001	41080	133	560620	General Fund	HR - Human Resources	Office Supplies	-	-	-	-	-	-	-
1001	41080	134	560620	General Fund	HR - Human Resources	Office Supplies	-	-	-	-	-	-	-
1001	41080	134	550652	General Fund	HR - Human Resources	Legal Postings and Doc. Fees	-	-	-	-	-	-	-
1001	41080	101	550671	General Fund	HR - Human Resources	Office Machine Service	-	-	(200)	(200)	(200)	(200)	(204)
1001	41080	101	560616	General Fund	HR - Human Resources	Toner Cartridges	(306)	(650)	(1,000)	(1,000)	(500)	(1,000)	(1,021)
1001	41080	101	560638	General Fund	HR - Human Resources	Special Events	(855)	(978)	(1,000)	(1,000)	(1,000)	(1,000)	(1,021)
1001	41080	101	560639	General Fund	HR - Human Resources	Advertising	(15,068)	(11,382)	(16,000)	(16,000)	(6,000)	(10,000)	(10,210)
1001	41080	134	560639	General Fund	HR - Human Resources	Advertising	-	-	-	-	-	-	-
1001	41080	101	560651	General Fund	HR - Human Resources	Employees Awards Recognition	(1,000)	(83)	(2,000)	(2,000)	(500)	(2,000)	(2,042)
1001	41080	101	560652	General Fund	HR - Human Resources	Employee Physicals	(6,038)	(15,507)	(10,000)	(10,000)	(6,000)	(10,000)	(10,210)
SUB-TOTAL MATERIALS & SUPPLIES							(29,669)	(35,123)	(40,850)	(40,850)	(23,350)	(32,850)	(33,540)
SUBTOTAL							(604,919)	(591,315)	(629,401)	(629,401)	(556,401)	(630,379)	(647,386)



LAW

EXECUTIVE OVERVIEW

DEPARTMENTAL SUMMARY

It is the mission of the Law Department to provide effective legal services to the Village Board, the Village Manager, Boards and Commissions and Village staff.

The Law Department is responsible for all legal matters concerning the Village of Oak Park. Such matters include the following: advice and counsel, the prosecution and defense of civil litigation, workers' compensation claims and other contested matters, real estate, land use and zoning matters, transactional matters, development agreements, the drafting of ordinances, resolutions, contracts, policies, memorandums and other documents, the enforcement of the Village Code and Village ordinances, traffic court prosecutions, collections, document review, procurement of the Village's excess insurance policies and property and casualty policy, provide legal support for Freedom of Information Act requests, and various other matters as they arise. The Law Department consists of the Village Attorney, Assistant Village Attorney, Legal Secretary and a part-time Secretary.

2020 ACCOMPLISHMENTS

Significant accomplishments include a reduction in pending civil litigation and workers' compensation cases pursuant to dismissals or settlements reached during the year, managing the Village's legal work due to the COVID-19 disease outbreak in the State of Illinois, including the drafting of contracts, numerous orders and guidance documents in coordination with the Health Department and other legal documents related to the outbreak, bringing additional work in-house at a cost-savings to the Village, cost containment of the Village's excess insurance policies and property and casualty policy, drafting and adoption of numerous ordinances to be codified as part of the Village Code, acting as the liaison to the Liquor Control Review Board and working to implement various processes for the Board, the drafting, review and approval of 232 contracts through July 31, 2020, and 407 contracts during 2019 and the drafting, review and approval of 38 ordinances and 138 resolutions also through July 31, 2020. The Law Department completed the legal documentation necessary for the termination of the Downtown Madison Street tax increment financing districts, the drafting of the easements necessary for the Lake Street Improvement Project, the drafting of ordinances regulating cannabis establishments in the Village and prohibiting the sale of flavored tobacco products, the sale of the Dole Center property to the Park District of Oak Park, the award of property tax exemptions for Village owned property at 1118 Westgate, continued legal work on other real estate developments in the Village, the ordered closures of several businesses through prosecutions for illegal activities, and the successful defense of several lawsuits brought against the Village.

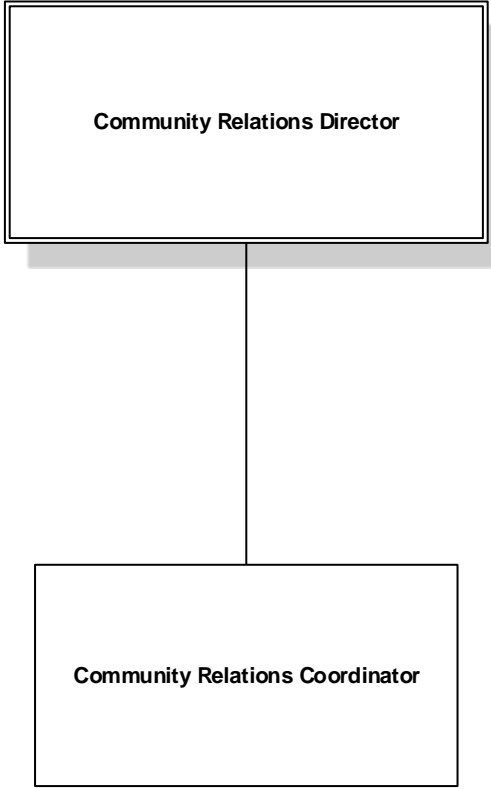
Projects and planned accomplishments for the remainder of 2020 and 2021 include continuing work on pending civil litigation and workers' compensation cases and bringing such matters to a successful conclusion, continued standardization of contracts, intergovernmental agreements, partner agency agreements, and Board agenda item matters, work related to various pending property developments in the Village, continued administration of the Village's risk management and excess insurance programs and the review and processing of liquor license applications.

2021 WORK PLAN

The 2021 Work Plan for the Law Department includes continued aggressive efforts to successfully defend civil litigation and workers' compensation matters brought against the Village and affirmative litigation in favor of the Village, the rewrite and revision of various chapters and articles of the Village Code, continued standardization of contracts, intergovernmental agreements, partner agency agreements and forms for use by the Law Department and other departments, acting as liaison to the Liquor Control Review Board and the handling and processing of liquor license matters to the Village Board, continued legal support for responses to Freedom of Information Act requests and successful administration of the Village's risk management and excess insurance programs. The proposed 2021 budget will provide the necessary resources to handle these matters and other matters as they arise throughout the 2021 budget year.

VILLAGE OF OAK PARK
FISCAL YEAR 2021 BUDGET
GENERAL FUND - LAW

<u>Fund</u>	<u>Dept</u>	<u>Program</u>	<u>Account</u>	<u>Description</u>	<u>Department</u>	<u>Description</u>	<u>2018</u> <u>Actual</u>	<u>2019</u> <u>Actual</u>	<u>Original</u> <u>2020</u> <u>Budget</u>	<u>Amended</u> <u>2020</u> <u>Budget</u>	<u>Year</u> <u>End</u> <u>Estimate</u>	<u>2021</u> <u>Adopted</u> <u>Budget</u>	<u>2022</u> <u>Forecasted</u> <u>Budget</u>
1001	41070	101	510501	General Fund	LEGAL - Law	Regular Salaries	(333,092)	(342,229)	(366,623)	(366,623)	(366,623)	(365,100)	(376,053)
1001	41070	101	510503	General Fund	LEGAL - Law	Overtime	-	(57)	(1,000)	(1,000)	(1,000)	(1,000)	-
						SUB-TOTAL PERSONAL SERVICES	(333,092)	(342,286)	(367,623)	(367,623)	(367,623)	(366,100)	(376,053)
1001	41070	101	510506	General Fund	LEGAL - Law	Equip Allow (Auto,Phone,Tools)	(505)	(505)	(504)	(504)	(504)	(504)	(504)
1001	41070	101	520520	General Fund	LEGAL - Law	Life Insurance Expense	(294)	(280)	(279)	(279)	(279)	(279)	(279)
1001	41070	101	520521	General Fund	LEGAL - Law	Health Insurance Expense	(26,517)	(25,643)	(25,092)	(25,092)	(25,092)	(25,092)	(26,347)
1001	41070	101	520522	General Fund	LEGAL - Law	Social Security Expense	(17,923)	(18,279)	(19,606)	(19,606)	(19,606)	(19,512)	(20,097)
1001	41070	101	520523	General Fund	LEGAL - Law	Medicare Expense	(4,713)	(4,797)	(5,331)	(5,331)	(5,331)	(5,308)	(5,467)
1001	41070	101	520515	General Fund	LEGAL - Law	Health Insurance Opt Out	(2,407)	-	-	-	-	-	-
1001	41070	101	520527	General Fund	LEGAL - Law	IMRF Contributions	(33,050)	(22,117)	(32,388)	(32,388)	(32,388)	(30,533)	(31,449)
						SUB-TOTAL FRINGE BENEFITS	(85,410)	(71,621)	(83,200)	(83,200)	(83,200)	(81,228)	(84,143)
1001	41070	101	530650	General Fund	LEGAL - Law	Conferences Training	(3,899)	(2,843)	(6,000)	(3,500)	(500)	(4,000)	(4,084)
1001	41070	101	530658	General Fund	LEGAL - Law	Temporary Services	-	-	-	-	-	-	-
1001	41070	101	530667	General Fund	LEGAL - Law	External Support	(153,620)	(171,272)	(200,000)	(200,000)	(125,000)	(200,000)	(204,200)
						SUB-TOTAL CONTRACTUAL SERVICES	(157,519)	(174,115)	(206,000)	(203,500)	(125,500)	(204,000)	(208,284)
1001	41070	101	550601	General Fund	LEGAL - Law	Printing	-	-	(100)	(100)	(100)	(100)	(102)
1001	41070	101	550602	General Fund	LEGAL - Law	Membership Dues	(1,729)	(2,029)	(2,500)	(2,000)	(2,000)	(2,000)	(2,042)
1001	41070	101	550603	General Fund	LEGAL - Law	Postage	-	(751)	(1,100)	(1,100)	(300)	(1,000)	(1,021)
1001	41070	101	550605	General Fund	LEGAL - Law	Travel & Mileage Reimbursement	(833)	(806)	(800)	(800)	(200)	(1,500)	(1,532)
1001	41070	101	550606	General Fund	LEGAL - Law	Books & Subscriptions	(3,164)	(3,632)	(6,000)	(6,000)	(4,500)	(4,500)	(4,595)
1001	41070	101	560620	General Fund	LEGAL - Law	Office Supplies	(1,549)	(2,266)	(3,000)	(3,000)	(1,000)	(2,500)	(2,553)
						SUB-TOTAL MATERIALS & SUPPLIES	(7,275)	(9,484)	(13,500)	(13,000)	(8,100)	(11,600)	(11,844)
						TOTAL EXPENDITURES	(583,295)	(597,506)	(670,323)	(667,323)	(584,423)	(662,928)	(680,324)



COMMUNITY RELATIONS

EXECUTIVE OVERVIEW

DEPARTMENTAL SUMMARY

Established in 1971, the Oak Park Community Relations Department is responsible for monitoring and enforcing the Village's Fair Housing and Public Accommodations Ordinances. The Department is established specifically by Municipal Code and also provides a wide range of intervention and outreach services to the community designed to enhance the overall quality of life and promote the Village's goal of fostering diversity and respect for human differences. The Community Relations Department works amongst and through each department within the Village for the provision of its multiple services to residents. The department accomplishes its mission via three areas of service delivery, including:

Tenant/Landlord Relations

- Investigates complaints of discrimination, unlawful management practices and code compliance for mitigation
- Provides diversity counseling and training to the public, residents, landlords and realtors to increase awareness of diversity and inclusion issues
- Mediation of landlord tenant disputes to promote long term tenancies in rental sector
- Conducts fair housing and educational sessions to realtors, property managers landlords, tenants and public

Community Outreach Services

- Serves as Village information clearinghouse
- Develops programs that promote neighbor connectivity
- Provides new resident information and orientation services
- Facilitates neighborhood and community conflict resolution
- Provides referrals to community resources
- Trains residents for community organizing projects
- Coordinates Village's graffiti hotline and removal program

Special Events and Services

- Coordination of Day in Our Village Festival
- Coordination of July 4th Diversity Parade
- Summer Youth Life/Employment Skills Program
- Dinner and Dialogue Program

2020 ACCOMPLISHMENTS

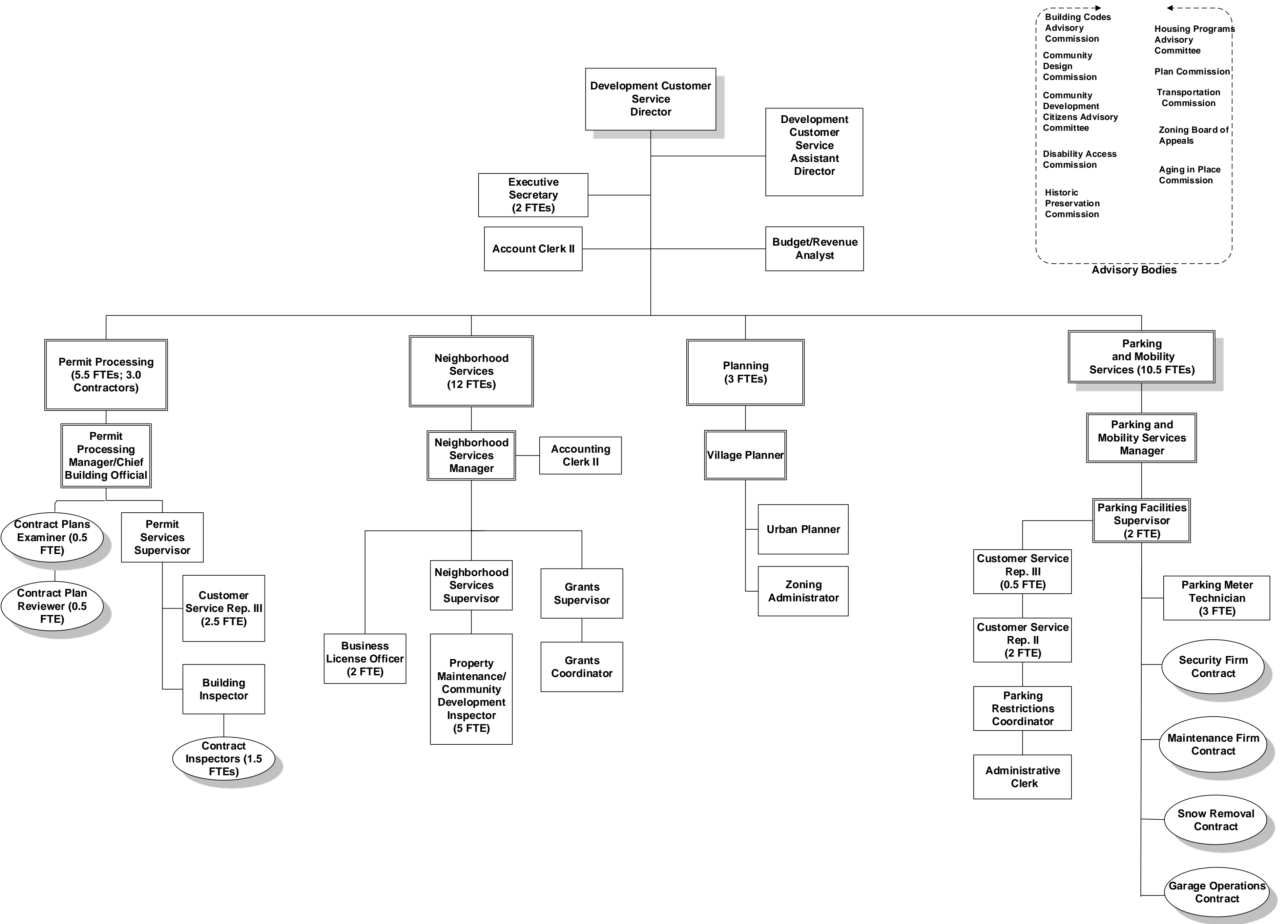
- In collaboration with Communications Department and Day in our Village festival committee, coordinated virtual 47th Annual Day in Our Village festival to promote diversity, inclusion and community engagement. Over 100 local organizations participated and posted content messages and videos intended for public viewing, community pride, information sharing and community education. The Village alone contributed 64 posts about municipal services and ways to get involved in local government throughout the day across its Facebook, Twitter, Instagram and LinkedIn pages. The Village's posts combined to reach more than 88,000 social media users and generated more than 3,700 engagements across all platforms.
- Department continued outreach activities to the Austin and West side community to increase networking and possible joint initiatives to build stronger relationships between communities. This included outreach to Forest Park and Austin mental health providers to increase mental health referral resource opportunities for local residents.
- Department continued provision of landlord/tenant intervention activities to promote fair housing compliance education and complaint mitigation.
- In partnership with Department of Public Works, Community Relations Department continued coordination of Village graffiti removal program to reduce community and neighborhood blight. The department also continued partnership with Illinois Department of Transportation to secure rapid removal of graffiti and defacements along the I-290 expressway.
- Department staff collaborated with Community Policing Program and Resident Beat Officers to assess and mitigate neighborhood conflicts and tensions as appropriate throughout Village zones.
- Department continued to provide resource referral activities for residents seeking alternative services and interventions to enhance overall quality of life.
- Department staff participated on Census Complete Count Committee which promoted resident participation and involvement in the 2020 Census.

2021 WORK PLAN

- Department will continue to promote Fair housing and inclusion through various forms of communications including but not limited to one on one consultations, presentations, social media and informational videos and productions designed for landlords and prospective/current tenants.
- Department will coordinate and execute 48th Annual Day in our Village festival to promote positive community interaction, cohesion and intergroup relations.
- Department will coordinate and execute 2021 Youth Skills Initiative in partnership with public library to promote youth employment and life skill development for area youth.
- Department will continue to serve as information resource to school districts 97 and 200 on cultural issues and inclusion.
- Department will continue coordination of neighborhood zone meetings with Community Policing officers to assist with neighborhood tensions, conflict resolution and resource referral as appropriate.
- Department will continue to promote fair housing through collaboration with local housing entities by providing education and consultation to residents, landlords and property managers.
- Continue provision of conflict mediation services to address neighborhood or community tensions that are disruptive to quality of life.
- Continue outreach to neighboring communities to develop cross-community partnership opportunities.
- Work with Human Resources Department on development of racial equity training for staff development.
- Work throughout the Village to promote racial equity activities.

VILLAGE OF OAK PARK
 FISCAL YEAR 2021 BUDGET
 GENERAL FUND - COMMUNITY RELATIONS

<u>Fund</u>	<u>Dept</u>	<u>Program</u>	<u>Account</u>	<u>Description</u>	<u>Department</u>	<u>Description</u>	<u>2018</u> <u>Actual</u>	<u>2019</u> <u>Actual</u>	<u>Original</u> <u>2020</u> <u>Budget</u>	<u>Amended</u> <u>2020</u> <u>Budget</u>	<u>Year</u> <u>End</u> <u>Estimate</u>	<u>2021</u> <u>Adopted</u> <u>Budget</u>	<u>2022</u> <u>Forecasted</u> <u>Budget</u>
1001	46300	101	510501	General Fund	Community Relations	Regular Salaries	(161,153)	(170,578)	(182,051)	(182,051)	(182,051)	(171,371)	(176,512)
1001	46300	101	510503	General Fund	Community Relations	Overtime	(199)	-	-	-	-	-	-
1001	46300	101	510515	General Fund	Community Relations	Comp Time	(705)	-	-	-	-	-	-
SUB-TOTAL PERSONAL SERVICES							(162,057)	(170,578)	(182,051)	(182,051)	(182,051)	(171,371)	(176,512)
1001	46300	101	510509	General Fund	Community Relations	Comp Time Payout	-	(66)	-	-	-	-	-
1001	46300	101	520515	General Fund	Community Relations	Health Insurance Opt Out	(1,504)	-	-	-	-	-	-
1001	46300	101	520520	General Fund	Community Relations	Life Insurance Expense	(196)	(187)	(186)	(186)	(186)	(186)	(186)
1001	46300	101	520521	General Fund	Community Relations	Health Insurance Expense	(17,883)	(18,358)	(17,069)	(17,069)	(26,000)	(25,092)	(26,347)
1001	46300	101	520522	General Fund	Community Relations	Social Security Expense	(9,806)	(10,249)	(11,287)	(11,287)	(9,000)	(10,625)	(10,944)
1001	46300	101	520523	General Fund	Community Relations	Medicare Expense	(2,293)	(2,397)	(2,640)	(2,640)	(2,300)	(2,485)	(2,560)
1001	46300	101	520527	General Fund	Community Relations	IMRF Contributions	(16,149)	(10,862)	(14,979)	(14,979)	(14,979)	(14,292)	(14,721)
SUB-TOTAL FRINGE BENEFITS							(47,833)	(42,119)	(46,161)	(46,161)	(52,465)	(52,680)	(54,757)
1001	46300	101	530662	General Fund	Community Relations	Boards Commissions Support	(1,732)	(100)	-	-	-	-	-
1001	46300	101	530667	General Fund	Community Relations	External Support	(20,440)	(19,234)	(22,500)	-	(265)	(22,500)	(22,973)
SUB-TOTAL CONTRACTUAL SERVICES							(22,172)	(19,334)	(22,500)	-	(265)	(22,500)	(22,973)
1001	46300	101	550601	General Fund	Community Relations	Printing	-	-	(2,500)	(2,500)	(1,000)	(1,000)	(1,021)
1001	46300	101	550602	General Fund	Community Relations	Membership Dues	(50)	(50)	(50)	(50)	(50)	(50)	(51)
1001	46300	101	550603	General Fund	Community Relations	Postage	(10)	(8)	(150)	(150)	(50)	(100)	(102)
1001	46300	101	530650	General Fund	Community Relations	Conferences Training	(1,000)	-	(1,000)	-	-	(1,000)	(1,021)
1001	46300	101	560620	General Fund	Community Relations	Office Supplies	(297)	(134)	(600)	(600)	(300)	(500)	(511)
SUB-TOTAL MATERIALS & SUPPLIES							(1,357)	(192)	(4,300)	(3,300)	(1,400)	(2,650)	(2,706)
TOTAL EXPENDITURES							(233,419)	(232,223)	(255,012)	(231,512)	(236,181)	(249,201)	(256,947)



DEVELOPMENT CUSTOMER SERVICES

EXECUTIVE OVERVIEW

DEPARTMENTAL SUMMARY

The Development Customer Services Department is comprised of five divisions: Administration, Parking and Mobility Services, Planning, Permit Processing and Neighborhood Services. The department delivers its services through the divisions listed below.

- **Administration Division** – Oversees the work of the department’s divisions and manages the development activities of the Village.
- **Neighborhood Services Division** – Responsible for the Village’s housing programs, Community Development Block Grant activities and property maintenance issues, including the Neighborhood Walk Program, Business District Inspection Program, rental unit inspections and handling neighborhood complaints. The Division is also responsible for the licensing and inspection of all businesses.
- **Parking and Mobility Services Division** – Manages all aspects of the Village’s parking program, except parking enforcement.
- **Permit Processing Division** – Responsible for issuing of permits for all construction activities including right-of-way construction and/or obstructions (cranes/PODs/dumpsters/moving vehicles) in the Village. The process includes a detailed plan review, contractor registration/issuance, and thorough inspections.
- **Planning Division** – Responsible for all planning activities including new developments and existing Village plans. The Division also is responsible for managing zoning, historic preservation and Village business signage.

2020 ACCOMPLISHMENTS

- Led effort for Village's designation as a Dementia Friendly Community and began work on obtaining Age Friendly Designation.
- Coordinated staff liaison activities for 10 Village Commissions, Committees and Boards including Aging in Place, Building Codes, Community Design, Community Development, Disability Access, Historic Preservation, Housing Programs Advisory, Plan Commission and Zoning Board of Appeals. Staff further assisted with the Transportation Commission and the Liquor Control Review Board. Still further, staff led the Census 2020 Complete Count Committee activities for the Village.
- Represented the Village on the Board of Directors of the Downtown Oak Park organization, the Visit Oak Park organization and the Oak Park Area Arts Council.
- Coordinated the activities of the Business Association meetings.
- Managed all major development projects for the Village, including negotiating and implementing all redevelopment activities, and coordinating timely and efficient responses from the Department and all other Village departments involved. Projects included, but are not limited to, the list below.
 - *855 Lake Street*
(Existing residential building remodel with 65-units, scheduled for completion in 2020)
 - *Lexington Reserve at Oak Park* (932-958 Madison and 438-450 Home)
(New 21-unit townhome development, scheduled for completion in 2020)
 - *Rush Oak Park Hospital Parking Structure* (520 S. Maple)
(Scheduled for completion in 2021)
 - *Ambrosia Homes Apartment Development* (504 Lyman at Madison)
(24-unit apartment complex, scheduled for completion in 2020)
 - *6555 North Ave.*
(Mixed-Use building completed in 2020)
 - *6545 North Ave.*
(Residential building, construction activities to begin in 2020 and scheduled for completion in 2021)
 - *Oak Park Edge Development* (6031-35 W. North Ave.)
(Three, 8 –unit apartment buildings, scheduled for completion in 2020)

- *Madison and Oak Park Avenue Development*
(174-unit senior housing community and Pete’s Fresh Market, scheduled for completion in 2022-2023)
- *Turano’s Corporate Headquarters (6500 Roosevelt Rd.)*
(25,000 sq. ft., two-story office building with parking, completed in 2020)
- *The Residences of South Blvd. (514 South Blvd.)*
(14-unit apartment building with commercial space, scheduled for completion in 2021)
- *Community Builders Oak Park (801 S. Oak Park Ave.)*
(37-unit apartment building, including two live-work units and a retail commercial space on the ground floor, scheduled for completion in 2021)
- *6603-09 W. North Ave.*
(7-unit townhome development, completed in 2020)
- Continued to promote the C-FIP (Commercial Façade Improvement Program) designed to promote reinvestment in Oak Park commercial buildings. Four to five commercial façade improvements will be completed in 2020.
- Issued approximately 4,500 permits, an estimated 20% decrease from 2019 (5,800), and processed approximately 904 contractor registrations, a 9% increase. 3,000 of these permit applications were reviewed for compliance with the Zoning Ordinance, Sign Code and historic preservation regulations. Twenty (20) of these applications underwent a review by the Village’s architectural design consultant.
- Performed over 8,200 residential and commercial inspections, a 20% decrease from 2019 (10,432), including building, mechanical, electrical, plumbing, accessibility, energy and conveyance.
- Continued the Elevator Inspection Program by overseeing contractor inspection services in providing safety checks twice per year. The program provides service to over 334 elevators located throughout the Village.
- Reviewed and processed over 46 public hearing applications including sign variance applications, special use applications, Planned Development Applications and Planned Development Ordinance amendments, Zoning Ordinance variation applications, Zoning Ordinance text amendment applications, historic preservation demolition applications, Section 106 historic reviews and historic preservation certificates of appropriateness.
- Performed reviews for certificates of zoning, prepared zoning verification letters, reviewed complaints of various zoning issues and conducted onsite inspections for ongoing Planned Development projects.

- Entered approximately 500 additional Oak Park’s historic properties information into Ruskin ARC database to enable homeowners and customers to search historic home information. While not all forms are complete, forms have now been created for all properties in the historic districts and all landmarks including photos, contributing status, and approximate construction date.
- Researched historic landmark nominations.
- Coordinated the Village’s work on the North Avenue Study/Plan with partners from CMAP, ULI, T-NAD, City of Chicago, and CDOT.
- Administered the Community Development Block Grant (CDBG) and Emergency Solutions Grant (ESG) to fund Village activities and non-profit agencies that provided services such as fair housing, health, early childhood development and nutrition for low income individuals and assisted persons experiencing homelessness and those at risk of becoming homeless.
- Wrote the five-year Program Year (PY) 2020-2024 Consolidated Plan for Housing and Community Development and the PY 2020 Action Plan, both submitted to HUD in August 2020.
- Received a \$980,107 CDBG-Corona Virus (CV) grant from HUD and created four programs to use these funds and assist Oak Park residents: Business Assistance, Housing Assistance, Public Services and Administration. All programs were up and running in July 2020.
- Managed and promoted the Section 108 loan pool program through Housing and Urban Development for economic development. The program allows businesses to apply for capital and construction financing that creates or retains jobs for low-and-moderate-income people.
- Property maintenance inspectors investigated approximately 491 citizen-initiated property maintenance complaints, an estimated increase of 23%, and conducted approximately 1,062 inspections of residential homes through the Village’s Neighborhood Walk program, an estimated 85% decrease.
- Continued with the issuance of citations and violation notices to commercial and residential properties found in violation of Village codes. Where needed, worked these projects through the Village’s adjudication program.
- Serviced one (1) project under the Single Family Housing Rehabilitation (SFR) Loan Program, a decrease of 85% from 2019. This program seeks to provide funding to low-and-moderate-income residents to rehabilitate their homes. Some 21 inquiries were received of which 3 were financially eligible to participate in the program.
- Assisted five (5) units under the Small Rental Properties Rehabilitation (SRP) Loan Program. This program seeks to provide funding to landlords to improve rental units occupied by low-and-moderate-income residents at reduced rental rates.
- Processed 57 applications for the Sewer Backup Protection Grant Program in conjunction with the Public Works Department. An increase in demand was seen after a very heavy May thunderstorm.

- Continued managing the Village's RainReady Program, which saw 27 participants in 2020. The program offsets homeowner investments in stormwater retention improvements.
- Completed 50 cab inspections and renewals, a decrease of 28% from 2019.
- Completed over 132 liquor and tobacco license issuances and renewals, a 4.5% decrease from 2019.
- Due to COVID-19, outdoor dining was expanded to include additional areas for seating, including on-street parking. Staff assisted in the processing of the applications and completed inspections with the restaurants, reinforcing the importance of maintaining chairs and tables in accordance with the Village's 5' accessible path regulation and new social distancing guidelines issued by the Public Health Department.

2021 WORK PLAN

Administration

- Coordinate and direct all of the activities of the DCS Department.
- Continue managing all major development projects for the Village, including negotiating and implementing all redevelopment activities, and coordinating timely and efficient responses from the Department and all other Village departments involved.
- Focus on development projects on the Madison Street, Harrison, North and Roosevelt corridors, while also working to support the Village Board goal of creating an economic development environment that includes a clear, comprehensive approach to meeting the needs of diverse constituents for commercial vitality throughout the Village.
- Successfully complete staff liaison responsibilities for assigned Commissions, Committees and Boards and examine the possibility of recommending the potential consolidation of Commissions, Committees and Boards.
- Continue efforts to expand outdoor dining spaces and assist the business community during the ongoing COVID-19 crisis.
- Continue the successful roll-out of the Village's Aging-In-Place strategies including obtaining the Age Friendly Community designation and ongoing efforts related to the Dementia Friendly Community designation, achieved in 2020.
- Continue to promote and facilitate, and possibly expand, the Village's successful Commercial Façade Improvement Program.
- Continue promoting improved public awareness of residents and customers utilization of Oak Park's VillageView and Passport parking system.

Neighborhood Services Division

- Complete seven (7) Single Family Housing Rehabilitation Projects and assist ten (10) households through the completion of at least three (3) Small Rental Properties Rehabilitation projects.
- Continue to assist low-and-moderate-income (LMI) persons through non-profit agencies, using Community Development Block Grant Funds targeting Oak Park residents.
- Continue to offer and administer the Sewer Back-Up Prevention Grants Program, which helps to protect homes during heavy rain.
- Continue the administration of the RainReady Program to offset homeowner investments in stormwater retention improvements. The program's goal will again be to meet the needs of thirty (30) Oak Park residents.

- Continue to promote and implement the federal Section 108 Loan Pool pilot program, providing loans of up to \$1,000,000 each. Each loan will create or retain one (1) job for a low or moderate income person for every \$35,000 financed.
- Continue working to increase efficiencies related to property complaints, including implementing the performance-based rental licensing and inspections ordinance to ensure that residential properties are maintained and available funding is used to proactively address issues.

Permit Processing Division

- Continue implementation and modification of VillageView, the online permit system software. Benchmarks will include expanding the level of online services, improving process transparency and improving interdepartmental communication related to plan reviews through an electronic tracking system.
- Maintain a high level of customer service while learning to be more effective and efficient.
- Continue updating all code requirement bulletins and guidelines to inform the general public of various construction activities.
- Meet an anticipated high volume of plan reviews and inspections for ongoing, large-scale developments; residential and commercial inspections; plan reviews and permit processing.
- Continue to focus on staff training and obtaining certifications.
- Continue to work with our contractor to maintain quick plan reviews and next-day availability of inspectors.
- Continue the *Elevator Inspection Program* by overseeing a contractor to provide elevator safety inspections twice a year.

Planning Division

- Convert print versions of Oak Park historic preservation books to an online, e-book format.
- Complete the North Avenue Study/Plan, in coordination with governmental and quasi-governmental partners.
- Continue the Village's review of business signage, resolving illegal temporary and business signage.
- Effectively manage the architectural design consultant that is kept on retainer for building permit and planned development reviews.

- Continue contracting with RuskinARC to support the Village's efforts to provide historic preservation district information.
- Continue to finalize review of the Envision Oak Park Comprehensive Plan.
- Facilitate annual awards for Oak Park Historic Preservation and Cavalcade of Pride.
- Finalize an update to Oak Park's Historic Preservation Design Guidelines and Ordinance.
- Assist the Community Design Commission on their year-end review of the sign code.

VILLAGE OF OAK PARK
 FISCAL YEAR 2021 BUDGET
 GENERAL FUND - DCS PLANNING

Fund	Dept	Program	Account	Description	Department	Description	2018	2019	Original	Amended	Year	2021	2022
							Actual	Actual	2020	2020	End	Adopted	Forecasted
							<u>Budget</u>	<u>Budget</u>	<u>Estimate</u>	<u>Budget</u>	<u>Budget</u>	<u>Budget</u>	<u>Budget</u>
1001	46202	101	510501	General Fund	DCS - Planning Division	Regular Salaries	(221,818)	(259,105)	(254,591)	(254,591)	(254,591)	(255,166)	(262,821)
1001	46202	101	510503	General Fund	DCS - Planning Division	Overtime	(106)	(48)	-	-	(32)	-	-
1001	46202	101	510515	General Fund	DCS - Planning Division	Comp Time	(866)	(1,835)	-	-	(195)	-	-
SUB-TOTAL PERSONAL SERVICES							(222,790)	(260,988)	(254,591)	(254,591)	(254,818)	(255,166)	(262,821)
1001	46202	101	510509	General Fund	DCS - Planning Division	Comp Time Payout	(558)	(2,056)	-	-	(959)	-	-
1001	46202	101	520515	General Fund	DCS - Planning Division	Health Insurance Opt Out	(2,407)	-	-	-	-	-	-
1001	46202	101	520520	General Fund	DCS - Planning Division	Life Insurance Expense	(263)	(280)	(279)	(279)	(279)	(279)	-
1001	46202	101	520521	General Fund	DCS - Planning Division	Health Insurance Expense	(29,939)	(33,090)	(32,379)	(32,379)	(32,379)	(32,379)	(33,998)
1001	46202	101	520522	General Fund	DCS - Planning Division	Social Security Expense	(13,299)	(15,610)	(15,785)	(15,785)	(15,785)	(15,820)	(16,295)
1001	46202	101	520523	General Fund	DCS - Planning Division	Medicare Expense	(3,110)	(3,651)	(3,692)	(3,692)	(3,692)	(3,700)	(3,811)
1001	46202	101	520527	General Fund	DCS - Planning Division	IMRF Contributions	(22,270)	(16,435)	(22,429)	(22,429)	(22,429)	(21,281)	(21,919)
SUB-TOTAL FRINGE BENEFITS							(71,846)	(71,122)	(74,564)	(74,564)	(75,523)	(73,459)	(76,023)
1001	46202	101	530650	General Fund	DCS - Planning Division	Conferences Training	(2,718)	(2,509)	(3,800)	(2,200)	(855)	(500)	(511)
1001	46202	101	530667	General Fund	DCS - Planning Division	External Support	(37,676)	(34,174)	(48,000)	(38,000)	(38,000)	(38,000)	(38,798)
SUB-TOTAL CONTRACTUAL SERVICES							(40,394)	(36,683)	(51,800)	(40,200)	(38,855)	(38,500)	(39,309)
1001	46202	101	550601	General Fund	DCS - Planning Division	Printing	(3,173)	(90)	(150)	(150)	-	(100)	(102)
1001	46202	101	550602	General Fund	DCS - Planning Division	Membership Dues	(2,092)	(1,609)	(2,265)	(2,265)	(1,990)	(1,200)	(1,225)
1001	46202	101	550603	General Fund	DCS - Planning Division	Postage	-	-	-	-	-	-	-
1001	46202	101	550605	General Fund	DCS - Planning Division	Travel & Mileage Reimbursement	(4)	-	(50)	(50)	-	(50)	(51)
1001	46202	101	550606	General Fund	DCS - Planning Division	Books & Subscriptions	(695)	-	(865)	(865)	(865)	(870)	(888)
1001	46202	101	550652	General Fund	DCS - Planning Division	Legal Postings and Doc. Fees	(5,971)	(7,973)	(6,000)	(6,000)	(6,000)	(6,000)	(6,126)
SUB-TOTAL MATERIALS & SUPPLIES							(11,935)	(9,672)	(9,330)	(9,330)	(8,855)	(8,220)	(8,393)
1001	46202	101	570710	General Fund	DCS - Planning Division	Equipment	-	-	(10,750)	(10,750)	(10,750)	-	-
TOTAL EXPENDITURES							(346,965)	(378,465)	(401,035)	(389,435)	(388,801)	(375,345)	(386,545)

VILLAGE OF OAK PARK
 FISCAL YEAR 2021 BUDGET
 GENERAL FUND - DCS BUSINESS SERVICES

<u>Fund</u>	<u>Dept</u>	<u>Program</u>	<u>Account</u>	<u>Description</u>	<u>Department</u>	<u>Description</u>	<u>2018</u> <u>Actual</u>	<u>2019</u> <u>Actual</u>	<u>Original</u> <u>2020</u> <u>Budget</u>	<u>Amended</u> <u>2020</u> <u>Budget</u>	<u>Year</u> <u>End</u> <u>Estimate</u>	<u>2021</u> <u>Adopted</u> <u>Budget</u>	<u>2022</u> <u>Forecasted</u> <u>Budget</u>
1001	46205	101	510501	General Fund	DCS - Business Services	Regular Salaries	(129,806)	-	-	-	-	-	-
1001	46205	101	510503	General Fund	DCS - Business Services	Overtime	(20)	-	-	-	-	-	-
SUB-TOTAL PERSONAL SERVICES							(129,825)	-	-	-	-	-	-
1001	46205	101	520520	General Fund	DCS - Business Services	Life Insurance Expense	(219)	-	-	-	-	-	-
1001	46205	101	520521	General Fund	DCS - Business Services	Health Insurance Expense	(17,728)	-	-	-	-	-	-
1001	46205	101	520522	General Fund	DCS - Business Services	Social Security Expense	(7,835)	-	-	-	-	-	-
1001	46205	101	520523	General Fund	DCS - Business Services	Medicare Expense	(1,832)	-	-	-	-	-	-
1001	46205	101	520527	General Fund	DCS - Business Services	IMRF Contributions	(12,836)	-	-	-	-	-	-
SUB-TOTAL FRINGE BENEFITS							(40,451)	-	-	-	-	-	-
1001	46205	101	530642	General Fund	DCS - Business Services	Background Check	(1,998)	-	-	-	-	-	-
1001	46205	101	585651	General Fund	DCS - Business Services	Retail Rehab Grant Programs	(30,300)	-	-	-	-	-	-
1001	46205	101	530658	General Fund	DCS - Business Services	Temporary Services	-	-	-	-	-	-	-
1001	46205	101	530650	General Fund	DCS - Business Services	Conferences Training	(209)	-	-	-	-	-	-
1001	46205	101	530667	General Fund	DCS - Business Services	External Support	(100,000)	-	-	-	-	-	-
1001	46205	233	585652	General Fund	DCS - Business Services	Operating Subsidies	(197,928)	-	-	-	-	-	-
SUB-TOTAL CONTRACTUAL SERVICES							(330,435)	-	-	-	-	-	-
1001	46205	101	550601	General Fund	DCS - Business Services	Printing	(497)	-	-	-	-	-	-
1001	46205	101	550602	General Fund	DCS - Business Services	Membership Dues	(800)	-	-	-	-	-	-
1001	46205	101	550605	General Fund	DCS - Business Services	Travel & Mileage Reimbursement	(46)	-	-	-	-	-	-
1001	46205	101	560634	General Fund	DCS - Business Services	Sign Replacement	-	-	-	-	-	-	-
SUB-TOTAL MATERIALS & SUPPLIES							(1,343)	-	-	-	-	-	-
TOTAL EXPENDITURES							(502,054)	-	-	-	-	-	-

VILLAGE OF OAK PARK
 FISCAL YEAR 2021 BUDGET
 GENERAL FUND - DCS NEIGHBORHOOD SERVICES

<u>Fund</u>	<u>Dept</u>	<u>Program</u>	<u>Account</u>	<u>Description</u>	<u>Department</u>	<u>Description</u>	<u>2018</u> <u>Actual</u>	<u>2019</u> <u>Actual</u>	<u>Original</u> <u>2020</u> <u>Budget</u>	<u>Amended</u> <u>2020</u> <u>Budget</u>	<u>Year</u> <u>End</u> <u>Estimate</u>	<u>2021</u> <u>Adopted</u> <u>Budget</u>	<u>2022</u> <u>Forecasted</u> <u>Budget</u>
1001	46206	101	510501	General Fund	DCS - Neighborhood Services	Regular Salaries	(525,810)	(607,310)	(739,746)	(740,877)	(739,746)	(754,930)	(777,578)
1001	46206	101	510503	General Fund	DCS - Neighborhood Services	Overtime	(586)	(1,682)	(3,500)	(3,500)	(3,500)	(3,500)	-
1001	46206	101	510515	General Fund	DCS - Neighborhood Services	Comp Time	-	(403)	-	-	-	-	-
1001	46206	101	510999	General Fund	DCS - Neighborhood Services	Grant Admin. - Salaries	223,220	197,482	293,511	293,511	100,000	148,308	-
SUB-TOTAL PERSONAL SERVICES							(303,176)	(411,913)	(449,735)	(450,866)	(643,246)	(610,122)	(777,578)
1001	46206	101	510506	General Fund	DCS - Neighborhood Services	Equip Allow (Auto,Phone,Tools)	-	-	-	-	-	-	-
1001	46206	101	510509	General Fund	DCS - Neighborhood Services	Comp Time Payout	(11)	(166)	-	-	-	-	-
1001	46206	101	510519	General Fund	DCS - Neighborhood Services	Vacation Time Payout	(1,479)	(1,281)	-	-	-	-	-
1001	46206	101	520515	General Fund	DCS - Neighborhood Services	Health Insurance Opt Out	(3,912)	(107)	-	-	-	-	-
1001	46206	101	520520	General Fund	DCS - Neighborhood Services	Life Insurance Expense	(913)	(1,068)	(1,116)	(1,116)	(1,116)	(1,116)	-
1001	46206	101	520521	General Fund	DCS - Neighborhood Services	Health Insurance Expense	(129,780)	(131,303)	(159,813)	(159,813)	(140,000)	(133,688)	(140,372)
1001	46206	101	520522	General Fund	DCS - Neighborhood Services	Social Security Expense	(33,518)	(41,761)	(46,081)	(46,151)	(46,081)	(47,023)	(48,434)
1001	46206	101	520523	General Fund	DCS - Neighborhood Services	Medicare Expense	(7,839)	(9,766)	(10,777)	(10,793)	(10,777)	(10,997)	(11,327)
1001	46206	101	520527	General Fund	DCS - Neighborhood Services	IMRF Contributions	(57,119)	(46,080)	(65,480)	(65,580)	(65,480)	(63,253)	(65,151)
1001	46206	101	520999	General Fund	DCS - Neighborhood Services	Grant Admin. - Benefits	60,981	49,038	51,183	51,183	40,000	62,149	-
SUB-TOTAL FRINGE BENEFITS							(173,589)	(182,494)	(232,084)	(232,270)	(223,454)	(193,928)	(265,284)
1001	46206	101	530642	General Fund	DCS - Neighborhood Services	Background Check	-	(1,249)	(2,000)	(2,000)	(1,750)	(1,750)	(1,787)
1001	46206	101	530650	General Fund	DCS - Neighborhood Services	Conferences Training	(2,335)	(1,750)	(7,600)	(3,800)	(3,800)	-	-
1001	46206	101	530667	General Fund	DCS - Neighborhood Services	External Support	(9,956)	(10,929)	(15,085)	(12,893)	(12,250)	(15,000)	(15,315)
1001	46206	101	540660	General Fund	DCS - Neighborhood Services	Emergency Services (bps)	(7,401)	(3,040)	(25,000)	(10,000)	(10,000)	(10,000)	(10,210)
SUB-TOTAL CONTRACT SERVICES							(19,692)	(16,968)	(49,685)	(28,693)	(27,800)	(26,750)	(27,312)
1001	46206	101	550601	General Fund	DCS - Neighborhood Services	Printing	(90)	(382)	(540)	(540)	(270)	(540)	(551)
1001	46206	101	550602	General Fund	DCS - Neighborhood Services	Membership Dues	(287)	(209)	(2,575)	(2,575)	(2,575)	(500)	(511)
1001	46206	101	550603	General Fund	DCS - Neighborhood Services	Postage	-	-	-	-	-	-	-
1001	46206	201	550605	General Fund	DCS - Neighborhood Services	Travel & Mileage Reimbursement	-	-	(100)	(100)	-	(100)	(102)
1001	46206	101	550606	General Fund	DCS - Neighborhood Services	Books and Subscriptions	(49)	-	(600)	(600)	(600)	(600)	(613)
1001	46206	101	550652	General Fund	DCS - Neighborhood Services	Legal Postings and Doc. Fees	-	-	(200)	(200)	(200)	(200)	(204)
1001	46206	101	560620	General Fund	DCS - Neighborhood Services	Office Supplies	-	-	-	-	-	-	-
1001	46206	101	560625	General Fund	DCS - Neighborhood Services	Clothing	-	(385)	(1,288)	(1,288)	(1,288)	(950)	(970)
1001	46206	101	560631	General Fund	DCS - Neighborhood Services	Operational Supplies	(1,097)	(698)	(2,065)	(2,465)	(2,065)	(1,545)	(1,577)
1001	46206	101	570711	General Fund	DCS - Neighborhood Services	Software	-	-	(3,740)	-	-	-	-
SUB-TOTAL MATERIALS & SUPPLIES							(1,523)	(1,674)	(11,108)	(7,768)	(6,998)	(4,435)	(4,528)
1001	46206	300	585612	General Fund	DCS - Neighborhood Services	Housing Rehab Property Grants	(184,133)	4,333	(150,000)	(150,000)	(150,000)	-	-
1001	46206	357	585616	General Fund	DCS - Neighborhood Services	Relocation Expenses	-	-	(5,000)	(5,000)	-	(5,000)	(5,105)
1001	46206	101	585651	General Fund	DCS - Neighborhood Services	Retail Rehab Grant Programs	-	(29,360)	-	-	-	-	-
1001	46206	230	585652	General Fund	DCS - Neighborhood Services	Operating Subsidies- OP Housing Auth.	(35,000)	(35,000)	(35,000)	(35,000)	(35,000)	-	(35,000)
1001	46206	240	585652	General Fund	DCS - Neighborhood Services	Operating Subsidies- OP Reg. Hous. Ctr.	(425,000)	(391,382)	(300,000)	(300,000)	(300,000)	(300,000)	(306,300)
1001	46206	280	585652	General Fund	DCS - Neighborhood Services	Operating Subsidies- OP Residence Corp.	(35,000)	(38,750)	(42,500)	(63,750)	(42,500)	(35,000)	(35,735)
SUB-TOTAL GRANTS							(679,133)	(490,159)	(532,500)	(553,750)	(527,500)	(340,000)	(382,140)
TOTAL EXPENDITURES							(1,177,113)	(1,103,208)	(1,275,112)	(1,273,347)	(1,428,998)	(1,175,235)	(1,456,841)

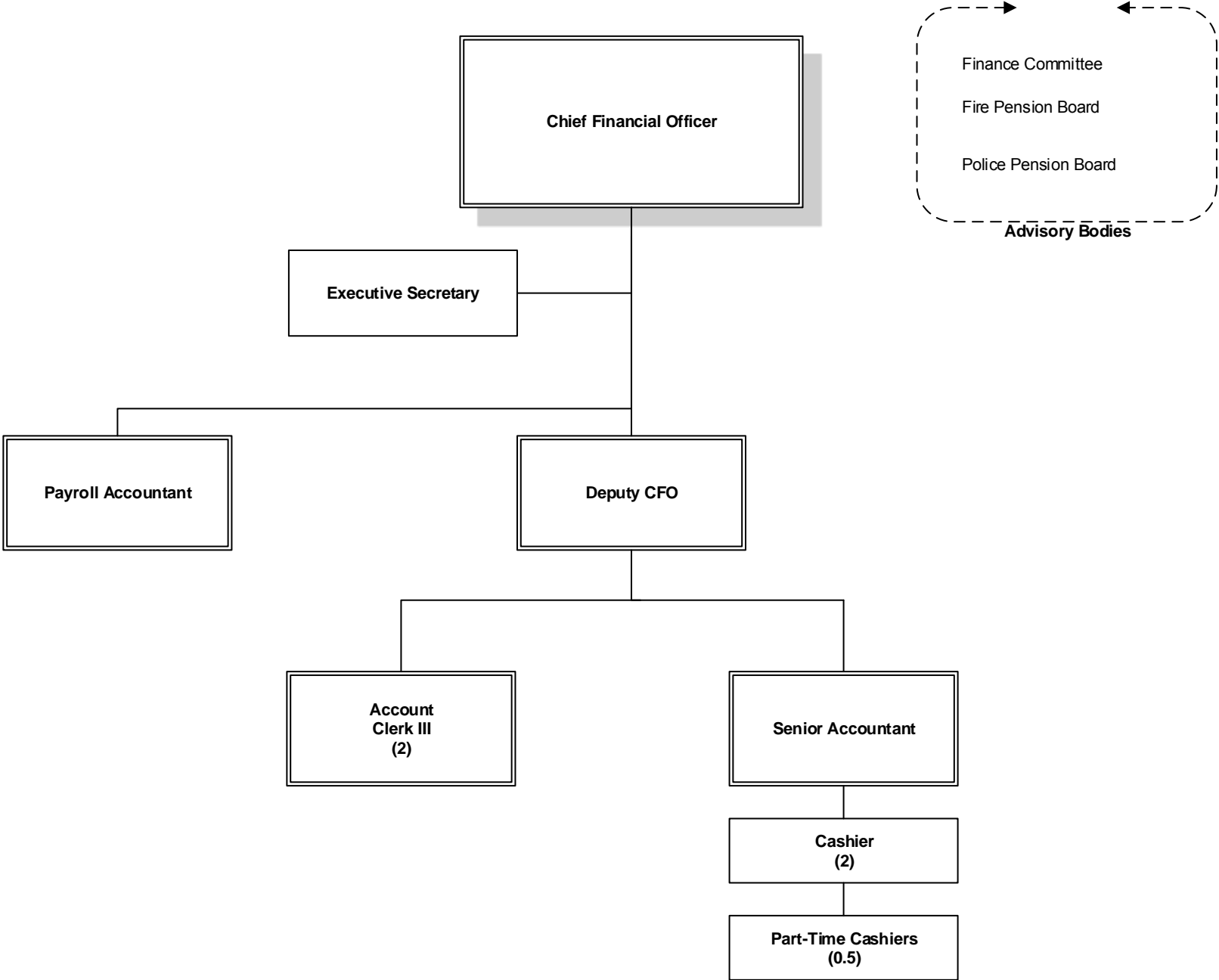
*The Business Services Division was merged into the Neighborhood Services Division beginning in FY 2019

VILLAGE OF OAK PARK
FISCAL YEAR 2021 BUDGET
GENERAL FUND - DCS PERMIT PROCESSING

<u>Fund</u>	<u>Dept</u>	<u>Program</u>	<u>Account</u>	<u>Description</u>	<u>Department</u>	<u>Description</u>	<u>2018</u> <u>Actual</u>	<u>2019</u> <u>Actual</u>	<u>Original</u> <u>2020</u> <u>Budget</u>	<u>Amended</u> <u>2020</u> <u>Budget</u>	<u>Year</u> <u>End</u> <u>Estimate</u>	<u>2021</u> <u>Adopted</u> <u>Budget</u>	<u>2022</u> <u>Forecasted</u> <u>Budget</u>
1001	46250	101	510501	General Fund	DCS - Permit Processing	Regular Salaries	(348,821)	(354,745)	(378,613)	(378,613)	(340,000)	(353,958)	(364,577)
1001	46250	101	510503	General Fund	DCS - Permit Processing	Overtime	(384)	(979)	(5,000)	(5,000)	(1,500)	(2,500)	
SUB-TOTAL PERSONAL SERVICES							(349,205)	(355,724)	(383,613)	(383,613)	(341,500)	(356,458)	(364,577)
1001	46250	101	510509	General Fund	DCS - Permit Processing	Comp Time Payout	(544)	-	-	-	-	-	-
1001	46250	101	520515	General Fund	DCS - Permit Processing	Health Insurance Opt Out	(264)	(171)	-	-	-	-	-
1001	46250	101	510519	General Fund	DCS - Permit Processing	Vacation Time Payout	(3,745)	-	-	-	-	-	-
1001	46250	101	520520	General Fund	DCS - Permit Processing	Life Insurance Expense	(580)	(525)	(558)	(558)	(465)	(512)	(558)
1001	46250	101	520521	General Fund	DCS - Permit Processing	Health Insurance Expense	(90,804)	(70,753)	(83,959)	(83,959)	(30,000)	(31,947)	(33,544)
1001	46250	101	520522	General Fund	DCS - Permit Processing	Social Security Expense	(20,359)	(20,980)	(23,784)	(23,784)	(21,000)	(22,255)	(22,923)
1001	46250	101	520523	General Fund	DCS - Permit Processing	Medicare Expense	(4,761)	(4,906)	(5,562)	(5,562)	(5,000)	(5,205)	(5,361)
1001	46250	101	520527	General Fund	DCS - Permit Processing	IMRF Contributions	(34,420)	(22,845)	(33,796)	(33,796)	(29,000)	(29,937)	(30,835)
SUB-TOTAL FRINGE BENEFITS							(155,479)	(120,180)	(147,659)	(147,659)	(85,465)	(89,856)	(93,221)
1001	46250	101	530650	General Fund	DCS - Permit Processing	Conferences Training	(8,444)	(6,891)	(7,000)	(3,500)	(3,500)	(3,150)	(3,216)
1001	46250	101	530662	General Fund	DCS - Permit Processing	Boards Commissions Support	-	-	-	-	-	-	-
1001	46250	101	530667	General Fund	DCS - Permit Processing	External Support	(978,479)	(926,080)	(945,500)	(875,206)	(865,000)	(950,500)	(970,461)
1001	46250	101	530675	General Fund	DCS - Permit Processing	Bank Charges	(13,785)	(19,492)	(16,000)	(16,000)	(16,000)	(20,000)	(20,420)
SUB-TOTAL CONTRACTUAL SERVICES							(1,000,708)	(952,463)	(968,500)	(894,706)	(884,500)	(973,650)	(994,097)
1001	46250	101	550601	General Fund	DCS - Permit Processing	Printing	(1,434)	(1,386)	(1,500)	(1,500)	(1,400)	(1,500)	(1,532)
1001	46250	101	550602	General Fund	DCS - Permit Processing	Membership Dues	(75)	(550)	(1,000)	(1,000)	(850)	(400)	(408)
1001	46250	101	550605	General Fund	DCS - Permit Processing	Travel & Mileage Reimbursement	-	-	(200)	(200)	(150)	(200)	(204)
1001	46250	101	550606	General Fund	DCS - Permit Processing	Books & Subscriptions	(5,321)	(5,219)	(5,600)	(5,600)	(5,400)	(5,200)	(5,309)
1001	46250	101	560620	General Fund	DCS - Permit Processing	Office Supplies	-	-	-	-	-	-	-
1001	46250	101	560631	General Fund	DCS - Permit Processing	Operational Supplies	(541)	(3,358)	(6,000)	(3,000)	(75)	(1,800)	(1,838)
SUB-TOTAL MATERIALS & SUPPLIES							(7,371)	(10,513)	(14,300)	(11,300)	(7,875)	(9,100)	(9,291)
TOTAL EXPENDITURES							(1,512,762)	(1,438,880)	(1,514,072)	(1,437,278)	(1,319,340)	(1,429,064)	(1,461,186)

VILLAGE OF OAK PARK
 FISCAL YEAR 2021 BUDGET
 GENERAL FUND - DCS ADMINISTRATION

<u>Fund</u>	<u>Dept</u>	<u>Program</u>	<u>Account</u>	<u>Description</u>	<u>Department</u>	<u>Description</u>	<u>2018</u> <u>Actual</u>	<u>2019</u> <u>Actual</u>	<u>Original</u> <u>2020</u> <u>Budget</u>	<u>Amended</u> <u>2020</u> <u>Budget</u>	<u>Year</u> <u>End</u> <u>Estimate</u>	<u>2021</u> <u>Adopted</u> <u>Budget</u>	<u>2022</u> <u>Forecasted</u> <u>Budget</u>
1001	46260	101	510501	General Fund	DCS Administration	Regular Salaries	(168,091)	(220,239)	(227,699)	(227,699)	(227,699)	(239,014)	(246,184)
1001	46260	101	510503	General Fund	DCS Administration	Overtime	(85)	(528)	(500)	(500)	(993)	(500)	
						SUB-TOTAL PERSONAL SERVICES	(168,177)	(220,767)	(228,199)	(228,199)	(228,692)	(239,514)	(246,184)
1001	46260	101	510506	General Fund	DCS Administration	Equip Allow (Auto,Phone,Tools)	(168)	(168)	(168)	(168)	(168)	(168)	(168)
1001	46260	101	520515	General Fund	DCS Administration	Health Insurance Opt Out	(525)	-	-	-	-	-	-
1001	46260	101	520520	General Fund	DCS Administration	Life Insurance Expense	(235)	(256)	(294)	(294)	(294)	(294)	(294)
1001	46260	101	520521	General Fund	DCS Administration	Health Insurance Expense	(30,148)	(28,601)	(58,471)	(58,471)	(30,000)	(23,066)	(24,219)
1001	46260	101	520522	General Fund	DCS Administration	Social Security Expense	(9,747)	(12,879)	(13,932)	(13,932)	(13,932)	(14,269)	(14,697)
1001	46260	101	520523	General Fund	DCS Administration	Medicare Expense	(2,336)	(3,068)	(3,394)	(3,394)	(3,394)	(3,473)	(3,577)
1001	46260	101	520527	General Fund	DCS Administration	IMRF Contributions	(14,052)	(13,269)	(21,249)	(21,249)	(21,249)	(19,975)	(20,574)
						SUB-TOTAL FRINGE BENEFITS	(57,211)	(58,241)	(97,508)	(97,508)	(69,037)	(61,245)	(63,530)
1001	46260	101	530649	General Fund	DCS Administration	Sales Tax Rebate	(66,913)	(348,373)	(235,000)	(235,000)	(200,000)	(210,000)	(214,410)
1001	46260	101	530650	General Fund	DCS Administration	Conferences Training	(5,355)	(7,902)	(10,600)	(4,832)	(1,975)	(1,500)	(1,532)
1001	46260	101	530658	General Fund	DCS Administration	Temporary services	-	-	-	-	-	-	-
1001	46260	101	530667	General Fund	DCS Administration	External Support	(174,800)	(174,568)	(176,300)	(176,300)	(161,270)	(183,000)	(186,843)
1001	46260	101	540668	General Fund	DCS Administration	Business District Outdoor Dining	-	-	-	(70,000)	(70,000)	(50,000)	(51,050)
						SUB-TOTAL CONTRACTUAL SERVICES	(247,068)	(530,843)	(421,900)	(486,132)	(433,245)	(444,500)	(453,835)
1001	46260	101	550601	General Fund	DCS Administration	Printing	(176)	(180)	(200)	(200)	(200)	(200)	(204)
1001	46260	101	550602	General Fund	DCS Administration	Membership Dues	(395)	(2,095)	(2,262)	(2,262)	(2,157)	(2,325)	(2,374)
1001	46260	101	550603	General Fund	DCS Administration	Postage	(3,759)	(4,021)	(6,000)	(6,000)	(6,000)	(6,000)	(6,126)
1001	46260	101	550690	General Fund	DCS Administration	Public Art	-	-	(50,000)	(50,000)	-	(50,000)	(51,050)
1001	46260	101	550605	General Fund	DCS Administration	Travel & Mileage Reimbursement	-	(140)	(155)	(155)	-	(150)	(153)
1001	46260	101	560620	General Fund	DCS Administration	Office Supplies	(9,827)	(11,516)	(13,390)	(10,890)	(10,890)	(11,000)	(11,231)
1001	46260	101	560625	General Fund	DCS Administration	Clothing	-	-	-	-	-	-	-
						SUB-TOTAL MATERIALS & SUPPLIES	(14,157)	(17,952)	(72,007)	(69,507)	(19,247)	(69,675)	(71,138)
1001	46260	101	581807	General Fund	DCS Administration	Loan Principal	(1,022,146)	-	-	-	-	-	-
1001	46260	101	581808	General Fund	DCS Administration	Loan Interest Expense	(22,032)	-	-	-	-	-	-
						SUB-TOTAL DEBT SERVICE	(1,044,178)	-	-	-	-	-	-
1001	46260	101	583670	General Fund	DCS Administration	Affordable Housing	(500,000)	(77,315)	(303,108)	(685,280)	(425,280)	(295,000)	-
1001	46260	101	585651	General Fund	DCS Administration	Retail Rehab Grants	-	-	(55,000)	(40,000)	(21,263)	(55,000)	(56,155)
1001	46260	231	585652	General Fund	DCS Administration	Operating Subsidies- Visit OP	(212,500)	(212,500)	(222,000)	(100,000)	(60,000)	(155,000)	(158,255)
1001	46260	101	570665	General Fund	DCS Administration	Census Expenses	-	-	-	(15,000)	-	-	-
1001	46260	232	585652	General Fund	DCS Administration	Operating Subsidies- OPEDC	(670,786)	(571,500)	(571,500)	(571,500)	(571,500)	(521,500)	(532,452)
1001	46260	233	585652	General Fund	DCS Administration	Operating Subsidies- OP Arts Council	-	(192,000)	(227,000)	(164,000)	(118,000)	(184,500)	(188,375)
1001	46260	101	585656	General Fund	DCS Administration	Operating Subsidies- Chamber of Comm.	-	-	-	-	-	-	-
						SUB-TOTAL GRANTS	(1,383,286)	(1,053,315)	(1,378,608)	(1,575,780)	(1,196,043)	(1,211,000)	(935,236)
						TOTAL EXPENDITURES	(2,914,076)	(1,881,118)	(2,198,222)	(2,457,126)	(1,946,264)	(2,025,934)	(1,769,923)



FINANCE

EXECUTIVE OVERVIEW

DEPARTMENTAL SUMMARY

The Finance Department oversees and manages all financial operations of the Village. The Department is responsible for providing internal customer service to other Village Departments and maintaining the financial health of the Village in accordance with the annual budget and the requirements of the Municipal Code. The Finance Department directly oversees accounting, audit, budget, debt issuances, purchasing, records management for all departments and payroll. The department also oversees utility billing and cashier operations at Village Hall.

Services are provided through the following divisions: Administration, Accounting, Budgeting and Performance Management, Payroll, and Purchasing.

Administration

Finance Administration provides general support to the operating divisions of the department. Tasks include providing customer service regarding all department activities to both internal and external customers.

Accounting

Accounting personnel are responsible for the timely and accurate recording and financial reporting of all Village financial activity.

Budgeting and Performance Management

The Budget function is shared by a few Finance staff members who are responsible for management and oversight of the process by which the Village Board and Manager allocate resources. The division also coordinates the Village's Monthly Measures Report to assess and communicate the activities of all departments.

Payroll

All payroll functions are being performed by Village staff, including tracking and approving time, reviewing payroll reports and files, printing checks and processing direct deposits, paying and filing all required taxes and forms, updating employee pay rates (including retroactive calculations) and deductions and collecting and remitting all voluntary deductions and garnishments .

Purchasing

The Purchasing function involves overall procurement of goods and services to ensure the process results in the selection of the most cost-effective solution to the Village. Finance personnel involved in purchasing ensure the Village is adhering to Municipal Code as well as all local, State and Federal regulations.

2020 ACCOMPLISHMENTS

- Received the Distinguished Budget Presentation Award from the Government Finance Officers Association (GFOA) for FY 20. An application will be submitted to this award program for the FY 21 Budget.
- Received the Certificate of Achievement for Excellence in Financial Reporting from the Government Finance Officers Association (GFOA) for the FY 18 CAFR. An application was submitted to this award program for the FY 19 CAFR.
- The FY19 Audit (completed in FY 20) once again resulted in no Management Letter comments. This is considered a significant achievement.
- Assisted the Public Works Engineering Division in designing the 2021-2025 Capital Improvement Plan, providing an ongoing framework for identifying capital requirements and future financial impacts.
- Significantly improved storage recordkeeping and disposed of records no longer legally required to maintain.
- Prepared an updated budget due to the COVID-19 pandemic.
- Enhanced online payment acceptance via Invoice Cloud.
- Finance staff continued to collaborate with other Village departments on integration and connectivity of networked systems, including VillageView and Passport, ensuring seamless customer service and timely collection of receivables.
- Coordinated with Human Resources staff to implement time-clock procedures and functionality for the Fire Department.
- Finance staff continued their commitment to professional development, attending educational seminars and maintaining active memberships in the following professional organizations: Government Finance Officers Association (GFOA), Illinois Government Finance Officers Association (IGFOA), Illinois City/County Management Association (ICMA) and Illinois Association of Municipal Management Assistants (IAMMA).
- Effectively managed liquid cash to maximize rate of return.

2021 WORK PLAN

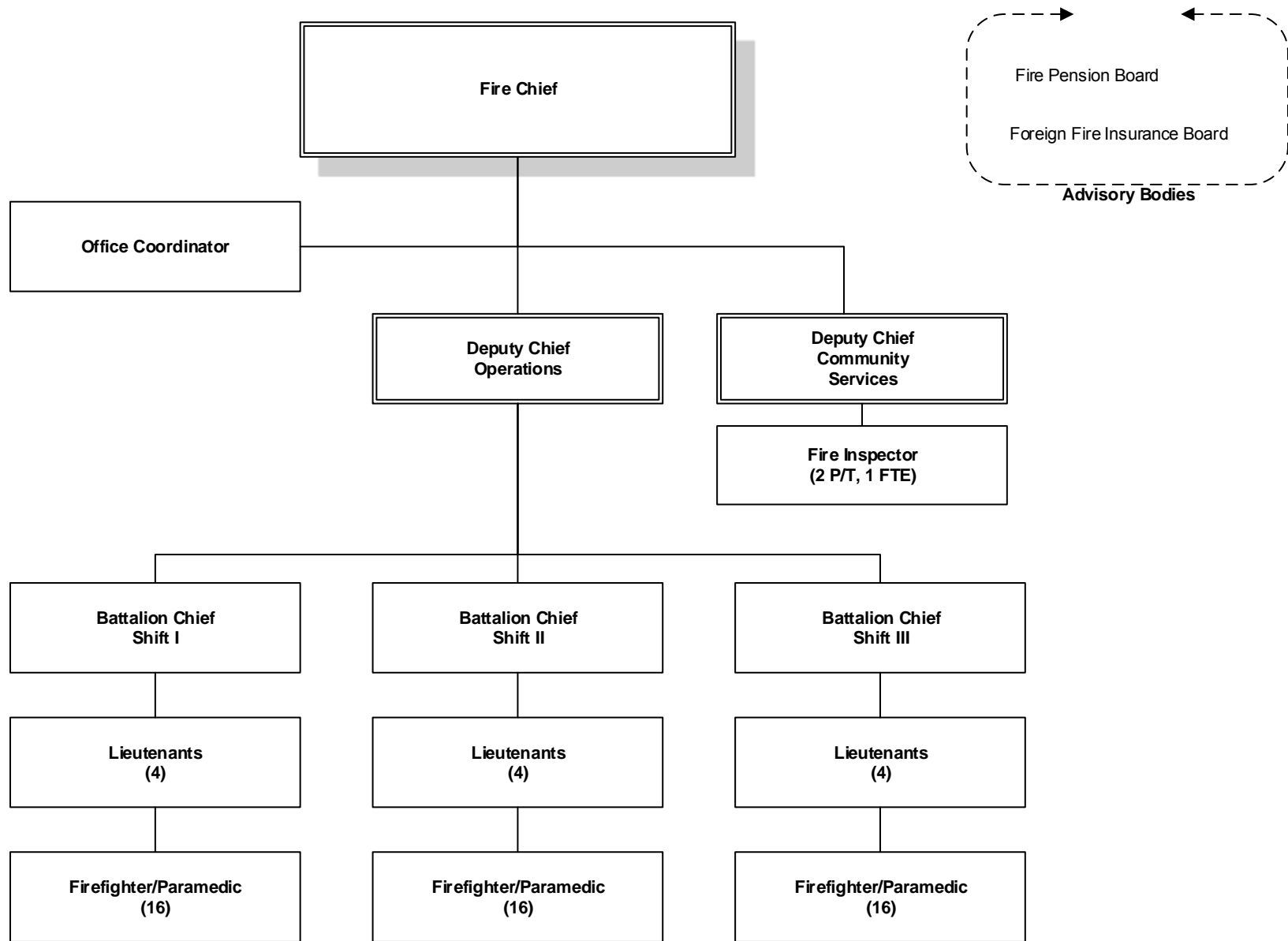
- Work with financial consultants to seek the most desirable rates on new debt.
- Continually review and analyze cash balances to maximize rate of return.
- Continue to improve the efficiency of the payroll process by utilizing additional capabilities of the Village's financial software system of BS&A.
- Apply for and receive both the Certificate of Achievement for Excellence in Financial Reporting for audit year 2019 and the Distinguished Budget Presentation Award for 2020 from the Government Finance Officers Association (GFOA), exceeding local government standards of financial reporting.
- Continue to exceed financial transparency standards by exploring additional tools and platforms through which to display financial information to internal and external stakeholders.
- Seek new efficiencies within the department, maximizing staff time through cross-training of duties.
- Continue to review quarterly financial reporting and adjust or improve report to obtain the perfect balance between simplicity, understandability, and transparency.
- On an as-needed basis, assist other operating departments to a greater degree in preparing requests for proposals and analyzing results.
- Comply with all IRS reporting requirements, including the new 1098-F form filing related to fines and penalties collected by municipalities.

VILLAGE OF OAK PARK
FISCAL YEAR 2021 BUDGET
GENERAL FUND - FINANCE

Fund	Dept	Program	Account	Description	Department	Description	2018	2019	Original	Amended	Year	2021	2022
							Actual	Actual	2020	2020	End	Adopted	Forecasted
							Budget	Budget	Budget	Budget	Estimate	Budget	Budget
1001	41300	101	510501	General Fund	Finance	Regular Salaries	(639,235)	(645,929)	(660,547)	(660,547)	(660,547)	(585,308)	(602,867)
1001	41300	171	510501	General Fund	Finance	Regular Salaries	-	-	-	-	-	-	-
1001	41300	101	510502	General Fund	Finance	Merit Incentives	-	-	(100,000)	(100,000)	(100,000)	(100,000)	(100,000)
1001	41300	101	510503	General Fund	Finance	Overtime	(6,838)	(3,003)	(10,000)	(1,000)	(1,000)	(10,000)	(10,000)
1001	41300	101	510515	General Fund	Finance	Comp Time	(503)	-	-	-	-	-	-
1001	41300	101	510522	General Fund	Finance	Turnover savings- Villagewide	-	-	1,825,000	1,825,000	-	1,500,000	-
1001	41300	101	510523	General Fund	Finance	Health Insurance Offset	-	-	1,000,000	1,000,000	1,000,000	1,000,000	-
1001	41300	101	510999	General Fund	Finance	Grant Admin. - Salaries	619	657	662	662	662	700	721
SUB-TOTAL PERSONAL SERVICES							(645,958)	(648,275)	2,055,115	2,064,115	239,115	1,805,392	(712,146)
1001	41300	101	510506	General Fund	Finance	Equip Allow (Auto,Phone,Tools)	(1,527)	(1,502)	(1,512)	(1,512)	(1,512)	(1,512)	(1,512)
1001	41300	101	510519	General Fund	Finance	Vacation Time Payout	(11,125)	(317)	-	-	-	-	-
1001	41300	101	520515	General Fund	Finance	Health Insurance Opt Out	(1,139)	(67,723)	(65,000)	(65,000)	(65,000)	(65,000)	(65,000)
1001	41300	101	520520	General Fund	Finance	Life Insurance Expense	(1,533)	(831)	(744)	(744)	(744)	(744)	(744)
1001	41300	101	520521	General Fund	Finance	Health Insurance Expense	(129,507)	(96,223)	(97,644)	(97,644)	(97,344)	(89,109)	(91,782)
1001	41300	101	520522	General Fund	Finance	Social Security Expense	(37,189)	(39,066)	(39,859)	(39,859)	(39,859)	(35,195)	(36,251)
1001	41300	171	520522	General Fund	Finance	Social Security Expense	-	-	-	-	-	-	-
1001	41300	101	520523	General Fund	Finance	Medicare Expense	(8,976)	(9,579)	(9,703)	(9,703)	(9,703)	(8,612)	(8,870)
1001	41300	171	520523	General Fund	Finance	Medicare Expense	-	-	-	-	-	-	-
1001	41300	101	520527	General Fund	Finance	IMRF Contributions	(73,233)	(43,281)	(61,517)	(61,517)	(61,517)	(49,649)	(51,138)
1001	41300	171	520527	General Fund	Finance	IMRF Contributions	-	-	-	-	-	-	-
1001	41300	101	520999	General Fund	Finance	Grant Admin. - Benefits	211	291	246	246	246	250	258
SUB-TOTAL FRINGE BENEFITS							(264,018)	(258,231)	(275,733)	(275,733)	(275,433)	(249,571)	(255,040)
1001	41300	101	530650	General Fund	Finance	Conferences Training	(2,024)	(3,415)	(5,176)	(1,176)	(200)	(3,600)	(3,676)
1001	41300	101	530654	General Fund	Finance	Collection Agency Expense	(47,906)	(35,308)	(60,000)	(60,000)	(60,000)	(65,000)	(66,365)
1001	41300	101	530658	General Fund	Finance	Temporary Services	-	-	-	-	-	-	-
1001	41300	101	530660	General Fund	Finance	General Contractuals	-	-	-	-	-	-	-
1001	41300	101	530667	General Fund	Finance	External Support	(57,333)	(53,935)	(154,950)	(79,950)	(49,950)	(80,200)	(81,884)
1001	41300	101	530668	General Fund	Finance	ADP Payroll Services	-	-	-	-	-	-	-
1001	41300	101	530670	General Fund	Finance	Audit Service Fees	(65,279)	(65,300)	(67,500)	(67,500)	(67,500)	(69,277)	(70,732)
1001	41300	101	530675	General Fund	Finance	Bank Charges	(131,276)	(139,424)	(190,000)	(190,000)	(190,000)	(190,000)	(193,990)
1001	41300	175	540690	General Fund	Finance	Telecommunication Charges	-	-	-	-	-	-	-
SUB-TOTAL CONTRACTUAL SERVICES							(303,819)	(297,382)	(477,626)	(398,626)	(367,650)	(408,077)	(416,647)
1001	41300	101	550601	General Fund	Finance	Printing	(6,386)	(8,384)	(8,700)	(8,700)	(8,700)	(7,500)	(7,658)
1001	41300	101	550602	General Fund	Finance	Membership Dues	(2,325)	(2,700)	(2,600)	(2,600)	(2,600)	(2,300)	(2,348)
1001	41300	101	550603	General Fund	Finance	Postage	(903)	(925)	(2,000)	(2,000)	(1,500)	(1,500)	(1,532)
1001	41300	101	550605	General Fund	Finance	Travel & Mileage Reimbursement	(17)	(85)	(300)	(300)	(100)	(200)	(204)
1001	41300	101	550606	General Fund	Finance	Books & Subscriptions	-	-	-	-	-	-	-
1001	41300	101	550652	General Fund	Finance	Legal Postings and Doc. Fees	(1,160)	(1,473)	(2,300)	(2,300)	(2,000)	(2,000)	(2,042)
1001	41300	101	550656	General Fund	Finance	Miscellaneous Expense	(22)	-	-	-	-	-	-
1001	41300	101	550663	General Fund	Finance	Software License Updates	(69,050)	(69,999)	(71,900)	(71,900)	(71,900)	(75,400)	(76,983)
1001	41300	101	560616	General Fund	Finance	Toner Cartridges	-	-	-	-	-	-	-
1001	41300	101	560617	General Fund	Finance	Paper Supply	(15,257)	(9,045)	(14,600)	(14,600)	(8,000)	(12,000)	(12,252)
1001	41300	101	560620	General Fund	Finance	Office Supplies	(5,000)	(4,796)	(5,700)	(4,700)	(3,200)	(3,550)	(3,625)
1001	41300	171	560620	General Fund	Finance	Office Supplies	-	-	-	-	-	-	-
1001	41300	101	560623	General Fund	Finance	Cleaning Supplies	-	-	-	-	-	-	-
1001	41300	101	560625	General Fund	Finance	Clothing	(474)	(598)	(840)	-	-	-	-
1001	41300	101	560670	General Fund	Finance	Equipment Rental	(46,908)	(45,711)	(45,600)	(45,600)	(45,600)	(46,676)	(47,656)
SUB-TOTAL MATERIALS & SUPPLIES							(147,503)	(143,716)	(154,540)	(152,700)	(143,600)	(151,126)	(154,300)
1001	41300	615	570132	General Fund	Finance	Animal Control Facility	-	-	-	-	-	-	-
1001	41300	101	570710	General Fund	Finance	Equipment	-	-	-	-	-	-	-

VILLAGE OF OAK PARK
 FISCAL YEAR 2021 BUDGET
 GENERAL FUND - FINANCE

<u>Fund</u>	<u>Dept</u>	<u>Program</u>	<u>Account</u>	<u>Description</u>	<u>Department</u>	<u>Description</u>	<u>2018 Actual</u>	<u>2019 Actual</u>	<u>Original 2020 Budget</u>	<u>Amended 2020 Budget</u>	<u>Year End Estimate</u>	<u>2021 Adopted Budget</u>	<u>2022 Forecasted Budget</u>
						SUB-TOTAL CAPITAL OUTLAY	-	-	-	-	-	-	-
1001	41300	101	581804	General Fund	Finance	Penalties & Fines	(9,356)	(533)	-	-	-	-	-
						SUB-TOTAL DEBT SERVICE	(9,356)	(533)	-	-	-	-	-
1001	41300	101	582100	General Fund	Finance	Loss on Investments	(15,309)	-	-	-	-	-	-
						SUB-TOTAL NON CASH	(15,309)	-	-	-	-	-	-
1001	41300	101	591825	General Fund	Finance	Transfer To Debt Service Fund	(500,000)	(500,000)	(500,000)	(500,000)	(500,000)	(500,000)	-
1001	41300	101	591826	General Fund	Finance	Transfer To Sir Fund	(750,000)	(3,000,000)	(500,000)	(500,000)	(1,000,000)	(1,000,000)	-
1001	41300	101	591860	General Fund	Finance	Transfer To Parking	(40,000)	(40,000)	(40,000)	(40,000)	(40,000)	(40,000)	-
1001	41300	101	591895	General Fund	Finance	Transfer To Cip Fund	(1,836,000)	(1,700,000)	(1,930,000)	(1,430,000)	(1,430,000)	-	-
						SUB-TOTAL TRANSFERS	(3,126,000)	(5,240,000)	(2,970,000)	(2,470,000)	(2,970,000)	(1,540,000)	-
						TOTAL EXPENDITURES	(4,511,962)	(6,588,137)	(1,822,784)	(1,232,944)	(3,517,568)	(543,382)	(1,538,133)



FIRE DEPARTMENT

EXECUTIVE OVERVIEW

DEPARTMENTAL SUMMARY

The mission of the Oak Park Fire Department is to provide excellent emergency response and standards of care that enhance the quality of life in our community. This is accomplished through the delivery of fire suppression operations, emergency medical services and fire prevention through inspections, public education and code enforcement. The Fire Department will assist the public in all areas of emergency and non-emergency situations as well as provide mutual aid to other local and state agencies. The department provides emergency medical care in both advanced and basic life support with highly trained and licensed paramedics.

Risk Statement: The Oak Park Fire Department prioritizes firefighter safety, human life, property and environment. Risk is determined by a continuous evaluation based on the expertise, education, experience, and resources of the department.

The Oak Park Fire Department maintains three fire stations that are strategically located to provide optimal response times to emergencies within the Village Oak Park. Included are Divisions for Administration, Operations, Emergency Medical Services (EMS), Fire Prevention and Fire Investigation, Training, Public Education, Hazardous Materials and the Technical Rescue Team (TRT).

2020 ACCOMPLISHMENTS

The Fire Department has accomplished or is on schedule to complete all projected work plan tasks for FY2020 with the exception of tasks dependent on external components negatively impacted by COVID 19.

Accomplished:

- Received and placed in-service an ambulance power load cot system and new self-contained breathing apparatus for all members. These were deliverables from our 2019 Department of Homeland Security grant of \$346,576.
- A new Pierce fire engine was placed in-service in February replacing a 21 year old engine.
- Two new cardiac monitors were placed in-service as part of our on-going replacement program for these essential medical devices.
- Hired two probationary firefighter/paramedics replacing two retired department members.
- Secured authorization from the Police & Fire Commission to have an entry level test in late summer and a Lieutenant promotional test in the fall.
- In response to the COVID 19 crisis we obtained approval to temporarily promote our part-time EMS Coordinator to a full time position overseeing our departments COVID tasks and responsibilities, and importantly working with the Health Department to manage the Villages Long Term Care Facilities reporting obligations and mandated tasks.
- In response to the COVID19 crisis we worked with our Union and the Village Manager to temporarily raise our minimum manning to 16 which allowed us to run three ambulances every day. This ensured that we maintained our EMS response capability when taking an ambulance out of service to disinfect.
- Expanded our Fire Department Facebook page to just over 1000 users.
- Installation of new, energy efficient overhead doors at our two perimeter fire stations
- Implemented a software program to manage and make available in our apparatus our critical preplan information for OP buildings.
- Developed a new public education program for older adults focusing on fall risks and fire safety. This program is in conjunction with the Villages Dementia Friendly initiatives. The roll-out of this program is ready to go as soon as COVID19 restrictions will allow.

2021 WORK PLAN

A major effort of the Oak Park Fire Department is to maintain a results-oriented agency. Continuous improvement, maximum efficiency, and service are pursued through the following anticipated FY 2021 goals:

- Deploy fire suppression resources to contain and extinguish fires, minimizing injuries and property loss consistent with NFPA standards. Continue to achieve a 4-minute response time for the first arriving OPFD unit 95% of the time, and an 8-minute response for the entire first alarm assignment 90% of the time.
- Deliver emergency medical services (EMS) in a professional and timely manner.
- Provide emergency COVID 19 medical treatment and transports
- Realignment of the Deputy Chief of Community Services responsibilities to include Infection control and EMS services
- Continuously improve training programs to safely and effectively support the mission of the Oak Park Fire Department.
- Remodel our station #3 to include multiple gender-neutral washrooms and locker rooms instead of the current one large washroom /locker room.
- Maintain equipment in a state of readiness to handle emergency operations.
- Improve OPFD services while enhancing firefighter safety and improving employee wellness.
- Enhance coordination between OPFD and surrounding communities to improve public service delivery.
- Reduce fatalities, injuries, and property damage through proactive community risk reduction programs.
- Develop Fire Department internship program for high school or college students interested in a career in the fire service. This program was set for 2020 development when the COVID 19 crisis placed it on hold.
- Develop Public Education Programs that focus on the senior population within the community pertaining to falls, cooking safety, and home safety.
- Continue to apply for grants that will provide funding to the Fire Department, which will result in reducing overall costs.
- Develop succession planning for the future leadership of the Oak Park Fire Department.

VILLAGE OF OAK PARK
FISCAL YEAR 2021 BUDGET
GENERAL FUND - FIRE ADMINISTRATION

<u>Fund</u>	<u>Dept</u>	<u>Program</u>	<u>Account</u>	<u>Description</u>	<u>Department</u>	<u>Description</u>	<u>2018</u> <u>Actual</u>	<u>2019</u> <u>Actual</u>	<u>Original</u> <u>2020</u> <u>Budget</u>	<u>Amended</u> <u>2020</u> <u>Budget</u>	<u>Year</u> <u>End</u> <u>Estimate</u>	<u>2021</u> <u>Adopted</u> <u>Budget</u>	<u>2022</u> <u>Forecasted</u> <u>Budget</u>
1001	42500	101	510501	General Fund	FIRE - Admin	Regular Salaries	(485,175)	(533,699)	(563,222)	(563,222)	(450,000)	(546,494)	(562,889)
1001	42500	101	510503	General Fund	FIRE - Admin	Overtime	(66)	-	-	-	-	-	-
SUB-TOTAL PERSONAL SERVICES							(485,240)	(533,699)	(563,222)	(563,222)	(450,000)	(546,494)	(562,889)
1001	42500	101	520519	General Fund	FIRE - Admin	Vacatiob Time Payout					(20,327)		
1001	42500	101	520520	General Fund	FIRE - Admin	Life Insurance Expense	(351)	(324)	(372)	(372)	(279)	(372)	
1001	42500	101	520521	General Fund	FIRE - Admin	Health Insurance Expense	(81,059)	(78,118)	(77,366)	(77,366)	(62,000)	(77,366)	(81,234)
1001	42500	101	520522	General Fund	FIRE - Admin	Social Security Expense	(3,519)	(5,434)	(7,077)	(7,077)	(5,000)	(6,263)	(6,451)
1001	42500	101	520523	General Fund	FIRE - Admin	Medicare Expense	(4,528)	(5,143)	(5,861)	(5,861)	(4,300)	(5,619)	(5,788)
1001	42500	101	520525	General Fund	FIRE - Admin	Fire Pension Contributions	(5,550,647)	(5,411,662)	(5,438,948)	(5,438,948)	(5,438,948)	(6,138,212)	(6,598,578)
1001	42500	101	520527	General Fund	FIRE - Admin	IMRF Contributions	(5,779)	(3,808)	(5,316)	(5,316)	(3,800)	(4,048)	(4,169)
SUB-TOTAL FRINGE BENEFITS							(5,645,884)	(5,504,489)	(5,534,940)	(5,534,940)	(5,534,654)	(6,231,880)	(6,696,220)
1001	42500	101	530650	General Fund	FIRE - Admin	Conferences Training	(7,847)	(2,058)	(8,000)	(1,500)	(500)	(4,000)	(4,084)
1001	42500	101	530667	General Fund	FIRE - Admin	External Support	(53,416)	(57,714)	(72,650)	(72,650)	(65,000)	(70,850)	(72,338)
SUB-TOTAL CONTRACTUAL SERVICES							(61,262)	(59,772)	(80,650)	(74,150)	(65,500)	(74,850)	(76,422)
1001	42500	101	550601	General Fund	FIRE - Admin	Printing	(39)	(133)	(250)	(250)	(250)	(250)	(255)
1001	42500	101	550602	General Fund	FIRE - Admin	Membership Dues	(11,500)	(11,348)	(11,800)	(11,800)	(11,550)	(11,550)	(11,793)
1001	42500	101	550603	General Fund	FIRE - Admin	Postage	(1,789)	(1,717)	(1,700)	(1,700)	(500)	(1,700)	(1,736)
1001	42500	101	550671	General Fund	FIRE - Admin	Office Machine Service	(3,998)	(3,950)	(4,000)	(4,000)	(4,000)	(4,000)	(4,084)
1001	42500	101	560620	General Fund	FIRE - Admin	Office Supplies	(3,993)	(3,996)	(4,000)	(4,000)	(4,000)	(3,000)	(3,063)
1001	42500	101	560625	General Fund	FIRE - Admin	Clothing	(2,389)	(1,753)	(3,000)	(3,000)	-	(3,000)	(3,063)
1001	42500	101	560638	General Fund	FIRE - Admin	Special Events	(819)	(1,492)	(1,500)	(1,500)	(700)	(1,000)	(1,021)
SUB-TOTAL MATERIALS & SUPPLIES							(24,527)	(24,389)	(26,250)	(26,250)	(21,000)	(24,500)	(25,015)
TOTAL EXPENDITURES							(6,216,913)	(6,122,349)	(6,205,062)	(6,198,562)	(6,071,154)	(6,877,724)	(7,360,545)

VILLAGE OF OAK PARK
FISCAL YEAR 2021 BUDGET
GENERAL FUND - FIRE OPERATIONS

<u>Fund</u>	<u>Dept</u>	<u>Program</u>	<u>Account</u>	<u>Description</u>	<u>Department</u>	<u>Description</u>	<u>2018 Actual</u>	<u>2019 Actual</u>	<u>Original 2020 Budget</u>	<u>Amended 2020 Budget</u>	<u>Year End Estimate</u>	<u>2021 Adopted Budget</u>	<u>2022 Forecasted Budget</u>
1001	42510	101	510501	General Fund	FIRE - Operations	Regular Salaries	(5,979,402)	(6,327,359)	(6,923,871)	(6,923,871)	(6,600,000)	(6,600,946)	(6,798,974)
1001	42510	101	510503	General Fund	FIRE - Operations	Overtime	(289,188)	(423,322)	(500,000)	(1,000,000)	(1,000,000)	(500,000)	(500,000)
1001	42510	101	510999	General Fund	FIRE - Operations	Contra Salaries	-	-	-	34,913	-	-	-
SUB-TOTAL PERSONAL SERVICES							(6,268,590)	(6,750,681)	(7,423,871)	(7,888,959)	(7,600,000)	(7,100,946)	(7,298,974)
1001	42510	101	510509	General Fund	FIRE - Operations	Comp Time Payout	(1,714)	(4,306)	-	-	-	-	-
1001	42510	101	510510	General Fund	FIRE - Operations	Sick Time Payout	(30,869)	(35,413)	(65,000)	(38,000)	(37,508)	(65,000)	(38,000)
1001	42510	101	510516	General Fund	FIRE - Operations	FD 7G Pay	(189,237)	(126,222)	(185,000)	(185,000)	(95,000)	(185,000)	(185,000)
1001	42510	101	510519	General Fund	FIRE - Operations	Vacation Time Payout	(62,657)	(6,907)	(40,000)	(40,000)	(2,000)	(40,000)	(40,000)
1001	42510	101	510521	General Fund	FIRE - Operations	Holiday Pay	-	-	(90,358)	(90,358)	(90,358)	(90,358)	(90,358)
1001	42510	101	520515	General Fund	FIRE - Operations	Health Insurance Opt Out	(7,386)	-	-	-	-	-	-
1001	42510	101	520520	General Fund	FIRE - Operations	Life Insurance Expense	(5,995)	(5,857)	(5,859)	(5,859)	(5,859)	(5,859)	(5,859)
1001	42510	101	520521	General Fund	FIRE - Operations	Health Insurance Expense	(1,138,049)	(1,149,109)	(1,130,572)	(1,130,572)	(1,130,000)	(1,187,253)	(1,246,616)
1001	42510	101	520522	General Fund	FIRE - Operations	Social Security Expense	(11,733)	(7,827)	(11,470)	(11,470)	(6,000)	(14,152)	(14,577)
1001	42510	101	520523	General Fund	FIRE - Operations	Medicare Expense	(86,898)	(89,169)	(101,058)	(101,058)	(95,000)	(96,425)	(99,318)
1001	42510	101	520525	General Fund	FIRE - Operations	Fire Pension Contributions	(885)	-	-	-	-	-	-
1001	42510	101	520999	General Fund	FIRE - Operations	Contra Benefits	-	-	-	34,838	-	-	-
SUB-TOTAL FRINGE BENEFITS							(1,535,423)	(1,424,810)	(1,629,317)	(1,567,479)	(1,461,725)	(1,684,047)	(1,719,727)
1001	42510	101	530660	General Fund	FIRE - Operations	General Contractuals	(108,643)	(45,819)	(87,100)	(87,100)	(87,100)	(65,100)	(66,467)
1001	42510	101	530675	General Fund	FIRE - Operations	Bank Charges	(34)	-	-	-	-	-	-
1001	42510	101	530681	General Fund	FIRE - Operations	WSCDC Contract	(502,222)	(507,179)	(607,000)	(607,000)	(607,000)	(632,000)	(645,272)
1001	42510	101	550673	General Fund	FIRE - Operations	Repairs	(14,988)	(14,991)	(16,300)	(16,300)	(16,300)	(16,800)	(17,153)
1001	42510	101	540690	General Fund	FIRE - Operations	Telecommunication Charges	(21,704)	(26,000)	(27,000)	(27,000)	(27,000)	(27,000)	(27,567)
SUB-TOTAL CONTRACTUAL SERVICES							(647,591)	(593,989)	(737,400)	(737,400)	(737,400)	(740,900)	(756,459)
1001	42510	101	560625	General Fund	FIRE - Operations	Clothing	(82,951)	(85,257)	(93,000)	(64,000)	(64,000)	(93,000)	(94,953)
1001	42510	101	560630	General Fund	FIRE - Operations	Small Tools	(19,736)	(19,628)	(23,000)	(23,000)	(23,000)	(27,000)	(27,567)
1001	42510	101	560631	General Fund	FIRE - Operations	Operational Supplies	-	-	-	-	-	-	-
SUB-TOTAL MATERIALS & SUPPLIES							(102,687)	(104,885)	(116,000)	(87,000)	(87,000)	(120,000)	(122,520)
1001	42510	101	570710	General Fund	FIRE - Operations	Equipment	(19,987)	(14,351)	(18,000)	(7,000)	(7,000)	(18,000)	(18,378)
1001	42510	101	570720	General Fund	FIRE - Operations	Computer Equipment	(14,956)	(14,852)	(16,900)	(16,900)	(10,000)	(16,900)	(17,255)
SUB-TOTAL CAPITAL OUTLAY							(34,942)	(29,203)	(34,900)	(23,900)	(17,000)	(34,900)	(35,633)
TOTAL EXPENDITURES							(8,589,233)	(8,903,568)	(9,941,488)	(10,304,738)	(9,903,125)	(9,680,793)	(9,933,313)

VILLAGE OF OAK PARK
 FISCAL YEAR 2021 BUDGET
 GENERAL FUND - FIRE EMS

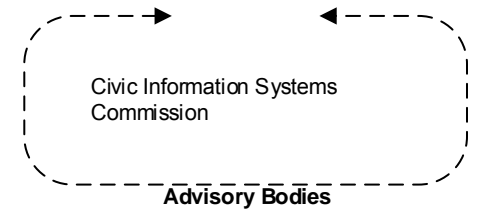
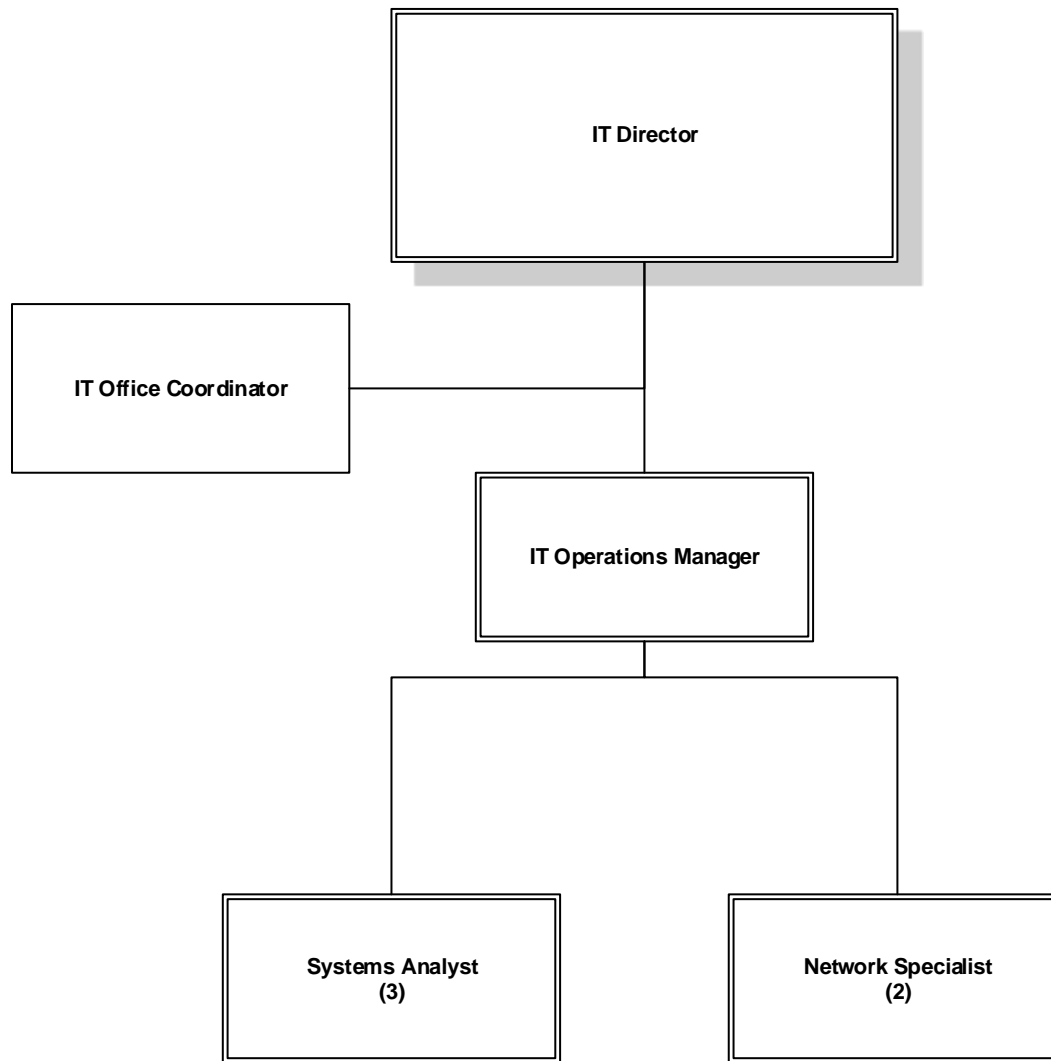
<u>Fund</u>	<u>Dept</u>	<u>Program</u>	<u>Account</u>	<u>Description</u>	<u>Department</u>	<u>Description</u>	<u>2018</u> <u>Actual</u>	<u>2019</u> <u>Actual</u>	<u>Original</u> <u>2020</u> <u>Budget</u>	<u>Amended</u> <u>2020</u> <u>Budget</u>	<u>Year</u> <u>End</u> <u>Estimate</u>	<u>2021</u> <u>Adopted</u> <u>Budget</u>	<u>2022</u> <u>Forecasted</u> <u>Budget</u>
1001	42520	101	530660	General Fund	FIRE - EMS	General Contractuals	(7,194)	(9,978)	(13,500)	(13,500)	(13,500)	(13,500)	(13,784)
						SUB-TOTAL CONTRACTUAL SERVICES	(7,194)	(9,978)	(13,500)	(13,500)	(13,500)	(13,500)	(13,784)
1001	42520	101	550601	General Fund	FIRE - EMS	Printing	(146)	(400)	(400)	(400)	-	(400)	(408)
1001	42520	101	550602	General Fund	FIRE - EMS	Membership Dues	(675)	(707)	(1,000)	(1,000)	(500)	(1,000)	(1,021)
1001	42520	101	550673	General Fund	FIRE - EMS	Repairs	(875)	(1,221)	(2,500)	(2,500)	(1,000)	(2,500)	(2,553)
1001	42520	101	560631	General Fund	FIRE - EMS	Operational Supplies	(26,596)	(25,959)	(30,500)	(30,500)	(30,500)	(30,500)	(31,141)
						SUB-TOTAL MATERIALS & SUPPLIES	(28,291)	(28,287)	(34,400)	(34,400)	(32,000)	(34,400)	(35,122)
1001	42520	101	570710	General Fund	FIRE - EMS	Equipment	(441)	(8,722)	(6,000)	(6,000)	(3,000)	(6,000)	(6,126)
						SUB-TOTAL CAPITAL OUTLAY	(441)	(8,722)	(6,000)	(6,000)	(3,000)	(6,000)	(6,126)
						TOTAL EXPENDITURES	(35,926)	(46,987)	(53,900)	(53,900)	(48,500)	(53,900)	(55,032)

VILLAGE OF OAK PARK
 FISCAL YEAR 2021 BUDGET
 GENERAL FUND - FIRE PREVENTION AND INVESTIGATION

<u>Fund</u>	<u>Dept</u>	<u>Program</u>	<u>Account</u>	<u>Description</u>	<u>Department</u>	<u>Description</u>	<u>2018</u> <u>Actual</u>	<u>2019</u> <u>Actual</u>	<u>Original</u> <u>2020</u> <u>Budget</u>	<u>Amended</u> <u>2020</u> <u>Budget</u>	<u>Year</u> <u>End</u> <u>Estimate</u>	<u>2021</u> <u>Adopted</u> <u>Budget</u>	<u>2022</u> <u>Forecasted</u> <u>Budget</u>
1001	42530	101	550602	General Fund	FIRE - Prev. and Inv.	Membership Dues	(2,021)	(1,635)	(2,400)	(2,400)	(2,000)	(2,400)	(2,450)
1001	42530	101	550673	General Fund	FIRE - Prev. and Inv.	Repairs	-	(1,000)	(1,000)	(1,000)	(500)	(500)	(511)
1001	42530	101	560630	General Fund	FIRE - Prev. and Inv.	Small Tools	(2,000)	(2,000)	(2,000)	(2,000)	(1,000)	(1,000)	(1,021)
SUB-TOTAL MATERIALS & SUPPLIES							(4,021)	(4,635)	(5,400)	(5,400)	(3,500)	(3,900)	(3,982)
TOTAL EXPENDITURES							(4,021)	(4,635)	(5,400)	(5,400)	(3,500)	(3,900)	(3,982)

VILLAGE OF OAK PARK
 FISCAL YEAR 2021 BUDGET
 GENERAL FUND - FIRE TRAINING AND PUBLIC EDUCATION

<u>Fund</u>	<u>Dept</u>	<u>Program</u>	<u>Account</u>	<u>Description</u>	<u>Department</u>	<u>Description</u>	<u>2018 Actual</u>	<u>2019 Actual</u>	<u>Original 2020 Budget</u>	<u>Amended 2020 Budget</u>	<u>Year End Estimate</u>	<u>2021 Adopted Budget</u>	<u>2022 Forecasted Budget</u>
1001	42540	101	530650	General Fund	FIRE - Training and Public Ed.	Conferences Training	(31,583)	(28,614)	(50,000)	(40,000)	(10,000)	(50,000)	(51,050)
						SUB-TOTAL CONTRACTUAL SERVICES	(31,583)	(28,614)	(50,000)	(40,000)	(10,000)	(50,000)	(51,050)
1001	42540	101	550601	General Fund	FIRE - Training and Public Ed.	Printing	(994)	(1,413)	(1,500)	(1,500)	(500)	(1,500)	(1,532)
1001	42540	101	550602	General Fund	FIRE - Training and Public Ed.	Membership Dues	(190)	(733)	(1,350)	(1,350)	(1,000)	(1,350)	(1,378)
1001	42540	101	550673	General Fund	FIRE - Training and Public Ed.	Repairs	(3,000)	(977)	(4,000)	(4,000)	(2,000)	(2,000)	(2,042)
1001	42540	101	560630	General Fund	FIRE - Training and Public Ed.	Small Tools	(717)	-	-	-	-	-	-
1001	42540	101	560631	General Fund	FIRE - Training and Public Ed.	Operational Supplies	(14,425)	(19,649)	(33,520)	(30,520)	(10,000)	(33,520)	(34,224)
1001	42540	101	560638	General Fund	FIRE - Training and Public Ed.	Special Events	(1,797)	(931)	(4,000)	(4,000)	-	(4,000)	(4,084)
						SUB-TOTAL MATERIALS & SUPPLIES	(21,123)	(23,703)	(44,370)	(41,370)	(13,500)	(42,370)	(43,260)
						TOTAL EXPENDITURES	(52,706)	(52,317)	(94,370)	(81,370)	(23,500)	(92,370)	(94,310)



INFORMATION TECHNOLOGY

EXECUTIVE OVERVIEW

DEPARTMENTAL SUMMARY

The Information Technology (IT) Department oversees the Village's computer and telephone systems and is responsible for providing internal services to other Village Departments via the administration and support of various office technology services, communication systems and data processing services that are utilized daily in all department operations in accordance with the annual budget document. Basic office technology support ranges from printer, desktop, laptop and mobile devices. Communication systems include local data network, Internet, security, wireless, cellular, fiber-network and voice. Data processing services include the business and process analysis to enhance service to the operating departments and the residents of Oak Park.

2020 ACCOMPLISHMENTS

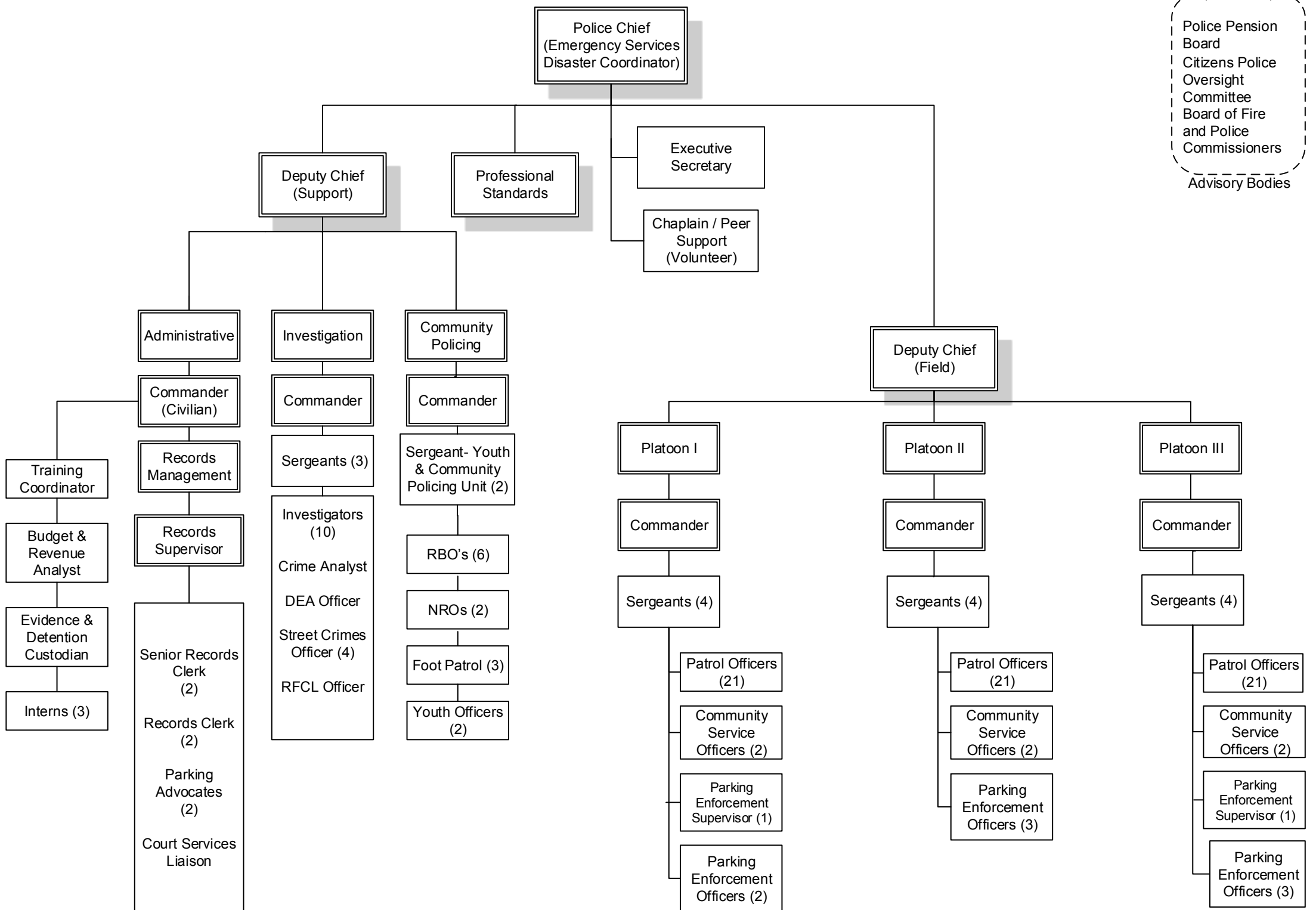
- In response to COVID-19
 - Telephone service changes
 - Rapid Chromebook laptop research for work-from-home service
 - 50+ Chromebook deployment & remote access
 - Health Online CERT Volunteer Form in Laserfiche
 - Health Online MRC Form in Laserfiche
 - Relocate staff to accommodate COVID response team
 - Virtual web server configuration update and stress testing
 - Employee & Farmer's Market Temperature Screening Form in Laserfiche
 - Curbside Business Service GIS mapping
 - Outdoor Dining GIS mapping
 - Web Remote Desktop research and implementation
 - 2 Factor Authentication security research and 100+ implementation
 - Work-from-home telephone service
 - Village Hall Lobby online appointment, workstations & phone services
- Fiber Wide Area Network (WAN) project (Core System)
 - Inter-Governmental Agreement (IGA) with School District 97 (SD97)
 - All facility site visit and main design completed by vendor
 - Project progressing with major assistance from PW Engineering
- Internal Process Automation
 - Community Relations Complaint in Laserfiche
 - PW Online Block Event (Sales/Party) Form in Laserfiche with GIS Mapping
 - Police Online Bicycle Registration Form in Laserfiche
 - Police Citizen Feedback survey in Laserfiche
 - Police microfilm and documents migrated in Laserfiche
 - Police Traffic Mission in Laserfiche
 - Business License integration with GIS mapping
 - Graffiti integration with GIS mapping
 - MyGIS release for internal service
- Data quality review and maintenance
 - Small & Large Rentals data cleaning
 - Condo Association Registration data cleaning
 - Unit Addressing Ordinance
 - NG911 data review and prep
- Server, network & telephone upgrades
- Upgrade most workstations with MS-Office 2019 and Windows 10
- Migrate legacy back office interface (BSA to Passport) to Open Source code
- Backup PWC HVAC for data center
- Legacy Parking Citation and Permit lookup interface
- Parking Citation iDROP
- MS-Teams research and testing
- Police Intranet upgrade

2021 WORK PLAN

- Final configuration of Fiber WAN (Core System)
- Workstation & Laptop Upgrades
 - Workstation for Police
 - Continued upgrade of in-car computers
- On-going core data quality review and maintenance
- Upgrade end-of-life servers and network systems
- On-going system security review
- On-going upgrade of core systems
- Continued MS-Office 2019/365 upgrade
- Continued MS-Windows 10 upgrade
- Continued automation of internal processes

VILLAGE OF OAK PARK
 FISCAL YEAR 2021 BUDGET
 GENERAL FUND - INFORMATION TECHNOLOGY

Fund	Dept	Program	Account	Description	Department	Description	2018	2019	Original	Amended	Year	2021	2022
							Actual	Actual	2020	2020	End	Adopted	Forecasted
							Budget	Budget	Budget	Budget	Estimate	Budget	Budget
1001	41040	101	510501	General Fund	Information Technology	Regular Salaries	(548,658)	(559,813)	(642,661)	(642,661)	(642,661)	(642,459)	(661,733)
1001	41040	101	510503	General Fund	Information Technology	Overtime	(429)	(971)	(1,500)	(1,500)	(1,500)	(1,500)	-
1001	41040	101	510515	General Fund	Information Technology	Comp Time	(199)	(536)	-	-	-	-	-
SUB-TOTAL PERSONAL SERVICES							(549,287)	(561,320)	(644,161)	(644,161)	(644,161)	(643,959)	(661,733)
1001	41040	101	510506	General Fund	Information Technology	Equip Allow (Auto,Phone,Tools)	(1,011)	(745)	(1,200)	(1,200)	(1,200)	(1,200)	-
1001	41040	101	510509	General Fund	Information Technology	Comp Time Payout	(23)	-	-	-	-	-	-
1001	41040	101	510519	General Fund	Information Technology	Vacation Time Payout	-	(1,377)	-	-	-	-	-
1001	41040	101	520515	General Fund	Information Technology	Health Insurance Opt-out	(1,504)	-	-	-	-	-	-
1001	41040	101	520520	General Fund	Information Technology	Life Insurance Expense	(686)	(655)	(744)	(744)	(744)	(744)	-
1001	41040	101	520521	General Fund	Information Technology	Health Insurance Expense	(124,001)	(116,715)	(129,003)	(129,003)	(129,003)	(129,003)	(135,453)
1001	41040	101	520522	General Fund	Information Technology	Social Security Expense	(31,949)	(32,533)	(39,466)	(39,466)	(39,466)	(39,454)	(40,638)
1001	41040	101	520523	General Fund	Information Technology	Medicare Expense	(7,472)	(7,609)	(9,340)	(9,340)	(9,340)	(9,337)	(9,617)
1001	41040	101	520527	General Fund	Information Technology	IMRF Contributions	(54,395)	(36,508)	(56,751)	(56,751)	(56,751)	(53,706)	(55,317)
SUB-TOTAL FRINGE BENEFITS							(221,041)	(196,142)	(236,504)	(236,504)	(236,504)	(233,444)	(241,025)
1001	41040	101	530650	General Fund	Information Technology	Conferences Training	(2,723)	(7,822)	(9,000)	(3,600)	(3,600)	(500)	(511)
1001	41040	101	530667	General Fund	Information Technology	External Support	(102,134)	(118,636)	(125,000)	(125,000)	(105,000)	(117,000)	(119,457)
1001	41040	101	540690	General Fund	Information Technology	Telecommunication Charges	(137,264)	(162,045)	(217,500)	(217,500)	(205,800)	(216,800)	(221,353)
SUB-TOTAL CONTRACTUAL SERVICES							(242,121)	(288,503)	(351,500)	(346,100)	(314,400)	(334,300)	(341,320)
1001	41040	101	540698	General Fund	Information Technology	Computer Supplies	(6,057)	(4,966)	(10,000)	(10,000)	(6,000)	(6,000)	(6,126)
1001	41040	101	540699	General Fund	Information Technology	Hardware Maintenance	(13,739)	(44,263)	(40,000)	(40,000)	(40,000)	(36,000)	(36,756)
1001	41040	101	550602	General Fund	Information Technology	Membership Dues	(300)	(300)	(500)	(500)	(400)	(500)	(511)
1001	41040	101	550603	General Fund	Information Technology	Postage	(253)	(178)	(1,000)	(1,000)	(150)	(500)	(511)
1001	41040	721	550603	General Fund	Information Technology	Postage	-	-	-	-	-	-	-
1001	41040	101	550605	General Fund	Information Technology	Travel & Mileage Reimbursement	-	(159)	(500)	(150)	(150)	(150)	(153)
1001	41040	101	550606	General Fund	Information Technology	Books & Subscriptions	-	-	(700)	(700)	(150)	(500)	(511)
1001	41040	101	550663	General Fund	Information Technology	Software License Updates	(82,826)	(168,960)	(187,000)	(187,000)	(170,000)	(145,000)	(148,045)
1001	41040	101	550671	General Fund	Information Technology	Office Machine Service	-	-	(1,000)	(1,000)	-	-	-
1001	41040	101	550672	General Fund	Information Technology	Telephone Maintenance	(22,277)	(34,819)	(30,000)	(23,000)	(23,000)	(23,000)	(23,483)
1001	41040	101	560620	General Fund	Information Technology	Office Supplies	(897)	(1,482)	(1,500)	(1,500)	(500)	(1,500)	(1,532)
SUB-TOTAL MATERIALS & SUPPLIES							(126,349)	(255,127)	(272,200)	(264,850)	(240,350)	(213,150)	(217,626)
TOTAL EXPENDITURES							(1,138,798)	(1,301,092)	(1,504,365)	(1,491,615)	(1,435,415)	(1,424,853)	(1,461,704)



POLICE

EXECUTIVE OVERVIEW

DEPARTMENTAL SUMMARY

The Oak Park Police Department is a full-service law enforcement agency serving the citizens of the Village of Oak Park. The mission of the Department is to provide high-quality police services that are accessible to all members of the community. The Department believes in the dignity of all people and respects individual and constitutional rights in fulfilling this mission. In order to achieve this mission, the Department has adopted Community Based Policing which includes the following components: citizen involvement, problem solving and quality of life focus, ethical behavior, situational leadership, and employee value. It is our goal to incorporate these values in the organization, and throughout our interactions with the community to promote a desirable quality of life in the community, with a commitment to maintaining and improving peace, order, and safety through excellence in law enforcement and community service.

The department has both sworn police officers and civilian personnel assigned to operating and support programs in two bureaus:

Field Services Bureau – The Field Services Bureau is responsible for performing a variety of duties related to the protection of life and property and enforcement of criminal and traffic laws, parking enforcement, prevention and investigation of crime, collection and preservation of evidence, preservation of the public peace, and the apprehension of violators of the law. This bureau also manages the Field Training and Evaluation Program.

Support Services Bureau – The Support Services Bureau includes: Investigations, Drug Enforcement Administration (DEA) and Regional Computer Forensic Laboratory (RCFL) assignments, Resident Beat Officer and Neighborhood Resource Officer Programs, Records, School Resource Officer Program, Evidence and Property, Training and Research and Planning.

2020 ACCOMPLISHMENTS

- We continued to implement our web based policy and procedure manual supported by daily training to reinforce policy comprehension and application. The manual will be periodically updated in accordance with changes to federal and state laws.
- The Department will fully implement and integrate an electronic citation system with the Cook County Court System. This software increases efficiency and eliminates the need for hand writing citations and duplicate data entry.
- In furtherance of Officer Wellness, the Department implemented a wellness check program. The program will consist of officers attending a one-on one session with a licensed mental health professional to assess an employee's current abilities to cope with job stressors and to learn additional healthy ways to deal with these and future stressors.
- The Department also partnered with WeNeverWalkAlone to provide an online portal to connect Officers with Peer Support Officers and vetted mental health professionals. This online portal allows anonymity and Officers can call a Peer Support Officer from anywhere and at any time.
- All supervisors completed the FBI Law Enforcement Executive Development Association's Online Distance Learning Supervisor Liability courses. These courses focused on multiple topics relating to the legal standards applicable to supervisors. They are intended to provide new and experienced supervisors with tools to protect themselves and the department from liability.
- The Department's intranet website was revamped to provide department employees with a more user friendly interface. The intranet provides one central place to store department communications, which are always up-to-date and can be accessed by anyone in our department.

The Oak Park Police Department's mission is to provide high-quality law enforcement services that are fair, equitable, and accessible to all members of the community. In 2020 law enforcement agencies around the country experienced unprecedented calls for reform in the wake of the unconscionable actions of a few police officers. Although members of the Oak Park Police Department pride themselves on fair and equitable policing, we support that police reform requires a full review of our current practices to ensure that we provide the best service for all. The Village is in process of selecting a third-party consultant who will audit our department to provide us with necessary information to help us operate as lawfully and as efficiently as possible. We endeavor to ensure that constitutional policing and transparency to the community remain a priority for the department.

2021 WORK PLAN

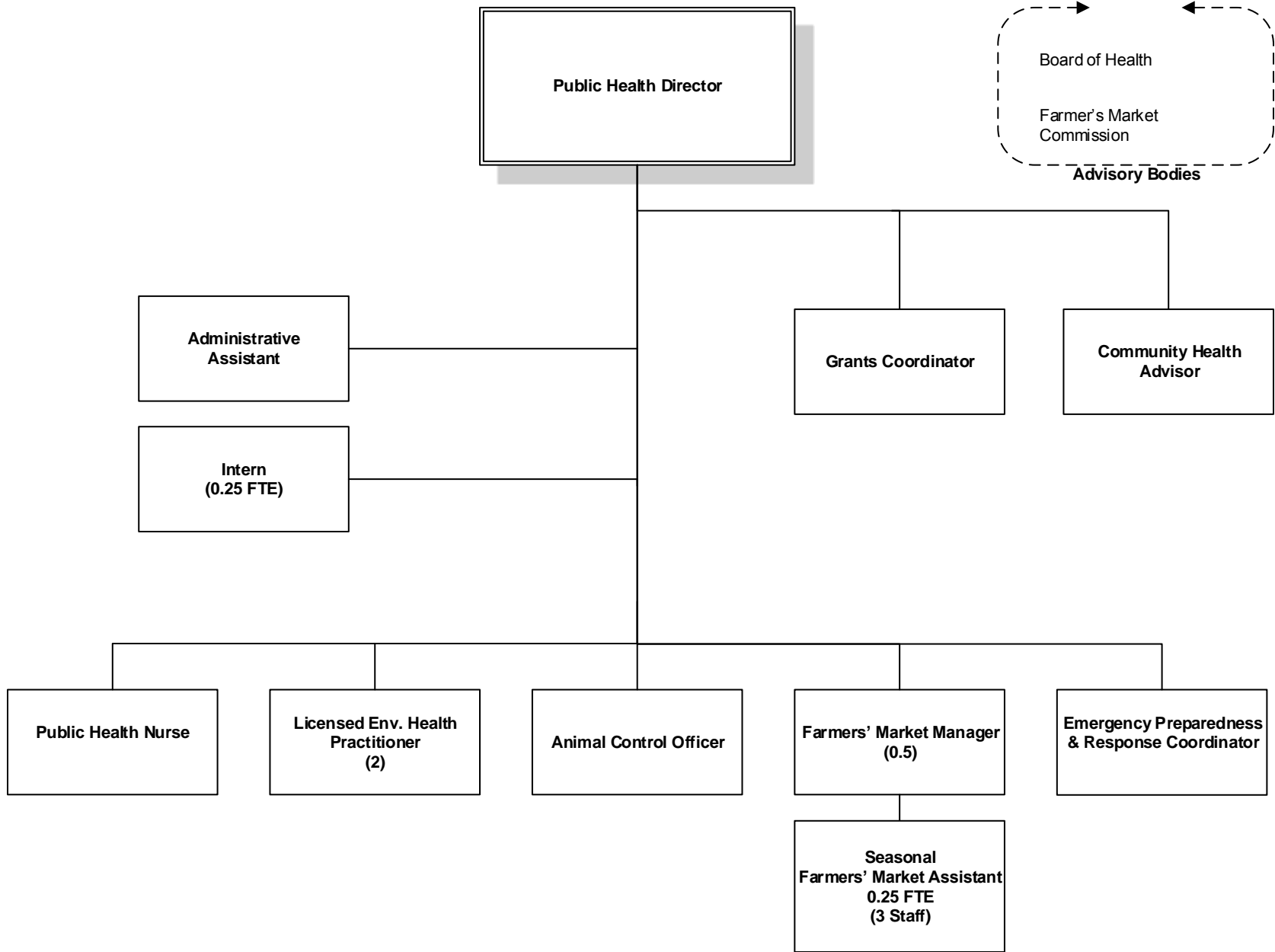
- The Department will increase our community engagement by utilizing a trained a Therapy/Community Outreach K9. The Pawfficer will attend engagements that officers from the Community Police Unit attend.
- Complete the implementation of our web based policy and procedure manual supported by daily training to reinforce policy comprehension and application. The manual will be periodically updated in accordance with changes to federal and state laws.
- The Department will relaunch the Citizen Police Academy. The Academy provides attendees with an overview of the Police Department's structure and function, as well as insight into the ways in which officers perform their duties. Additionally, the Department will integrate the 10 Shared Principles into the curriculum, providing an opportunity for community discourse as it relates to police-community relations.
- We will utilize a consultant to provide us with custom reporting and more detailed analysis of our Records Management System as we continue to initiate the President's Report on 21st Century Policing, specifically pillars related to Building Trust and Legitimacy and Technology and Social Media.
- A National Police Services Survey will be sent to 1,200 randomly selected households. The information from the survey will then be compiled into a report that compares the responses of residents from different backgrounds (e.g. age, race/ethnicity, gender) to identify gaps in perceptions in safety, policy trust and community public safety priorities. In addition, the gaps from a community are compared to the disparities found across the nation to identify areas where organizations are successful and challenged.
- In the furtherance of the succession plan, the Department will implement a career development program for all personnel. The focus of this career development program is to provide opportunities for individual growth and development at all levels of the organization. The objective of the program is to promote productive, efficient and effective job performance and to improve the overall level of job satisfaction, personal skills, knowledge, abilities and attitudes.

VILLAGE OF OAK PARK
FISCAL YEAR 2021 BUDGET
GENERAL FUND - POLICE

Fund	Dept	Program	Account	Description	Department	Description	2018	2019	Original	Amended	Year	2021	2022
							Actual	Actual	2020 Budget	2020 Budget	End Estimate	Adopted Budget	Forecasted Budget
1001	42400	101	510501	General Fund	POLICE	Regular Salaries	(627,322)	(585,152)	(616,812)	(616,812)	(616,812)	(582,915)	(600,402)
1001	42400	412	510501	General Fund	POLICE	Regular Salaries	(7,875,182)	(7,887,477)	(8,903,357)	(8,903,357)	(8,903,357)	(8,541,356)	(8,797,597)
1001	42400	421	510501	General Fund	POLICE	Regular Salaries	(3,238,767)	(3,604,392)	(4,247,334)	(4,247,334)	(4,247,334)	(4,381,796)	(4,513,250)
1001	42400	101	510503	General Fund	POLICE	Overtime	(27,290)	(7,688)	(14,000)	(14,000)	(14,000)	(10,300)	(10,609)
1001	42400	412	510503	General Fund	POLICE	Overtime	(529,154)	(479,768)	(523,000)	(523,000)	(523,000)	(538,690)	(554,851)
1001	42400	421	510503	General Fund	POLICE	Overtime	(188,032)	(242,703)	(200,450)	(200,450)	(200,450)	(206,464)	(212,658)
1001	42400	101	510508	General Fund	POLICE	CTA Patrol Pay	-	(1,558)	-	-	-	-	-
1001	42400	412	510508	General Fund	POLICE	CTA Patrol Pay	(76,251)	(112,015)	(130,000)	(130,000)	(130,000)	(133,900)	(137,917)
1001	42400	421	510508	General Fund	POLICE	CTA Patrol Pay	(24,247)	(15,690)	(21,500)	(21,500)	(21,500)	(22,145)	(22,809)
1001	42400	101	510514	General Fund	POLICE	Court Time	(3,064)	-	-	-	-	-	-
1001	42400	412	510514	General Fund	POLICE	Court Time	(106,883)	(123,710)	(115,000)	(115,000)	(50,000)	(118,450)	(122,004)
1001	42400	421	510514	General Fund	POLICE	Court Time	(29,003)	(16,017)	(25,000)	(25,000)	(7,500)	(25,750)	(26,523)
1001	42400	101	510515	General Fund	POLICE	Comp Time	(786)	-	-	-	-	-	-
1001	42400	412	510515	General Fund	POLICE	Comp Time	(32,930)	(1,223)	-	-	-	-	-
1001	42400	421	510515	General Fund	POLICE	Comp Time	(18,013)	-	-	-	-	-	-
1001	42400	101	510999	General Fund	POLICE	Grant Admin. - Salaries	-	-	-	7,736	7,736	-	-
1001	42400	412	510999	General Fund	POLICE	Grant Admin. - Salaries	679	-	-	-	-	-	-
1001	42400	421	510999	General Fund	POLICE	Grant Admin. - Salaries	611	-	-	-	-	-	-
SUB-TOTAL PERSONAL SERVICES							(12,775,633)	(13,077,393)	(14,796,453)	(14,788,717)	(14,706,217)	(14,561,766)	(14,998,619)
1001	42400	101	510509	General Fund	POLICE	Comp Time Payout	-	(3,003)	-	-	-	-	-
1001	42400	421	510509	General Fund	POLICE	Comp Time Payout	(34,895)	(63,951)	(25,000)	(25,000)	(9,166)	(75,000)	(77,250)
1001	42400	412	510509	General Fund	POLICE	Comp Time Payout	(100,488)	(85,539)	(75,000)	(75,000)	(2,232)	(25,000)	(25,750)
1001	42400	101	510510	General Fund	POLICE	Sick Time Payout	(2,236)	(2,329)	-	-	-	-	-
1001	42400	412	510510	General Fund	POLICE	Sick Time Payout	(43,151)	(28,875)	(50,000)	(50,000)	(50,000)	(50,000)	(51,500)
1001	42400	421	510510	General Fund	POLICE	Sick Time Payout	(14,681)	(28,619)	(30,000)	(30,000)	(30,000)	(30,000)	(30,900)
1001	42400	101	510519	General Fund	POLICE	Vacation Time Payout	(17,690)	(2,311)	-	-	-	-	-
1001	42400	412	510519	General Fund	POLICE	Vacation Time Payout	(23,093)	(35,504)	(15,000)	(15,000)	(15,000)	(15,000)	(15,450)
1001	42400	421	510519	General Fund	POLICE	Vacation Time Payout	(25,870)	(28,089)	(30,000)	(30,000)	(30,000)	(30,000)	(30,900)
1001	42400	101	520515	General Fund	POLICE	Health Insurance Opt Out	(5,366)	-	-	-	-	-	-
1001	42400	412	520515	General Fund	POLICE	Health Insurance Opt Out	(10,249)	(448)	-	-	-	-	-
1001	42400	421	520515	General Fund	POLICE	Health Insurance Opt Out	(9,506)	(107)	-	-	-	-	-
1001	42400	101	520520	General Fund	POLICE	Life Insurance Expense	(733)	(571)	(465)	(465)	(465)	(465)	(479)
1001	42400	412	520520	General Fund	POLICE	Life Insurance Expense	(8,558)	(8,099)	(9,067)	(9,067)	(9,067)	(8,742)	(9,004)
1001	42400	421	520520	General Fund	POLICE	Life Insurance Expense	(3,711)	(3,827)	(4,464)	(4,464)	(4,464)	(4,464)	(4,598)
1001	42400	101	520521	General Fund	POLICE	Health Insurance Expense	(81,103)	(102,476)	(80,067)	(80,067)	(80,067)	(95,377)	(98,238)
1001	42400	412	520521	General Fund	POLICE	Health Insurance Expense	(1,403,736)	(1,385,308)	(1,424,555)	(1,424,555)	(1,424,555)	(1,387,385)	(1,456,754)
1001	42400	421	520521	General Fund	POLICE	Health Insurance Expense	(557,095)	(547,603)	(944,851)	(944,851)	(944,851)	(874,238)	(917,950)
1001	42400	101	520522	General Fund	POLICE	Social Security Expense	(20,228)	(9,363)	(3,809)	(3,809)	(3,809)	(3,716)	(3,827)
1001	42400	412	520522	General Fund	POLICE	Social Security Expense	(31,325)	(39,825)	(41,412)	(41,412)	(41,412)	(36,391)	(37,483)
1001	42400	421	520522	General Fund	POLICE	Social Security Expense	(20,167)	(32,665)	(33,661)	(33,661)	(33,661)	(33,663)	(34,673)
1001	42400	101	520523	General Fund	POLICE	Medicare Expense	(6,209)	(7,015)	(6,865)	(6,865)	(6,865)	(6,334)	(6,493)
1001	42400	412	520523	General Fund	POLICE	Medicare Expense	(121,081)	(121,391)	(136,682)	(136,682)	(136,682)	(131,661)	(135,611)
1001	42400	421	520523	General Fund	POLICE	Medicare Expense	(49,217)	(54,422)	(62,971)	(62,971)	(62,971)	(65,044)	(66,995)
1001	42400	101	520524	General Fund	POLICE	Police Pension Contributions	(5,724,005)	(6,508,618)	(6,338,241)	(6,338,241)	(6,338,241)	(6,973,534)	(7,496,549)
1001	42400	101	520527	General Fund	POLICE	IMRF Contributions	(35,855)	(4,887)	(5,413)	(5,413)	(5,413)	(4,999)	(5,149)
1001	42400	412	520527	General Fund	POLICE	IMRF Contributions	(71,295)	(26,298)	(58,846)	(58,846)	(58,846)	(48,952)	(50,421)
1001	42400	421	520527	General Fund	POLICE	IMRF Contributions	(35,558)	(35,795)	(51,924)	(51,924)	(51,924)	(49,254)	(50,732)
1001	42400	101	520532	General Fund	POLICE	SLEP Contributions	(4,019)	(11,150)	-	-	-	-	-
1001	42400	412	520999	General Fund	POLICE	Grant Admin. - Benefits	10	-	-	-	-	-	-
1001	42400	101	520999	General Fund	POLICE	Grant Admin. - Benefits	-	-	-	6,017	6,017	-	-
1001	42400	421	520999	General Fund	POLICE	Grant Admin. - Benefits	9	-	-	-	-	-	-
1001	42400	101	560651	General Fund	POLICE	Employee Awards Recognition	-	(623)	(2,500)	(2,500)	-	-	-
SUB-TOTAL FRINGE BENEFITS							(8,461,100)	(9,178,711)	(9,430,793)	(9,424,776)	(9,333,674)	(9,949,219)	(10,606,706)
1001	42400	101	530642	General Fund	POLICE	Background Check	-	-	-	-	-	(5,000)	(5,105)
1001	42400	101	530650	General Fund	POLICE	Conferences Training	(82,892)	(109,031)	(121,050)	(99,050)	(99,050)	(154,125)	(157,362)

VILLAGE OF OAK PARK
FISCAL YEAR 2021 BUDGET
GENERAL FUND - POLICE

<u>Fund</u>	<u>Dept</u>	<u>Program</u>	<u>Account</u>	<u>Description</u>	<u>Department</u>	<u>Description</u>	<u>2018</u> <u>Actual</u>	<u>2019</u> <u>Actual</u>	<u>Original</u> <u>2020</u> <u>Budget</u>	<u>Amended</u> <u>2020</u> <u>Budget</u>	<u>Year</u> <u>End</u> <u>Estimate</u>	<u>2021</u> <u>Adopted</u> <u>Budget</u>	<u>2022</u> <u>Forecasted</u> <u>Budget</u>
1001	42400	101	530652	General Fund	POLICE	Training Services	-	-	-	-	-	-	-
1001	42400	101	530657	General Fund	POLICE	Legal Fees	(835)	(217)	(1,000)	(1,000)	(300)	(500)	(511)
1001	42400	101	530660	General Fund	POLICE	General Contractuals	(530,663)	(432,729)	(486,200)	(431,544)	(374,820)	(495,400)	(505,803)
1001	42400	101	530667	General Fund	POLICE	External Support	(13,780)	(147,817)	(105,947)	(163,947)	(154,955)	(152,122)	(155,317)
1001	42400	101	530681	General Fund	POLICE	WSCDC Contract	(502,222)	(507,179)	(607,000)	(607,000)	(607,000)	(632,000)	(645,272)
1001	42400	101	540659	General Fund	POLICE	Lease Payments	(41,234)	(49,685)	-	(10,200)	(10,200)	(10,800)	(11,027)
1001	42400	101	540690	General Fund	POLICE	Telecommunication Charges	(209)	(2,356)	(2,400)	(3,856)	(3,856)	(4,000)	(4,084)
1001	42400	101	540699	General Fund	POLICE	Hardware Maintenance	(4,267)	(2,141)	(4,500)	(4,500)	(2,000)	(3,000)	(3,063)
1001	42400	101	550694	General Fund	POLICE	Contractual Disposal Costs	(1,054)	-	(500)	(500)	-	(500)	(511)
1001	42400	101	550697	General Fund	POLICE	Contractual Towing & Plowing	(6,427)	(6,873)	(8,000)	(8,000)	(8,000)	(8,000)	(8,168)
SUB-TOTAL CONTRACTUAL SERVICES							(1,183,583)	(1,258,028)	(1,336,597)	(1,329,597)	(1,260,181)	(1,465,447)	(1,491,116)
1001	42400	101	550601	General Fund	POLICE	Printing	(6,519)	(6,954)	(4,500)	(4,500)	(2,000)	(3,000)	(3,063)
1001	42400	101	550602	General Fund	POLICE	Membership Dues	(2,682)	(3,204)	(7,865)	(7,865)	(7,216)	(7,690)	(7,851)
1001	42400	101	550603	General Fund	POLICE	Postage	(3,716)	(2,924)	(3,000)	(3,000)	(3,000)	(3,000)	(3,063)
1001	42400	101	550605	General Fund	POLICE	Travel & Mileage Reimbursement	(909)	(402)	(1,000)	(1,000)	(500)	(1,000)	(1,021)
1001	42400	101	550606	General Fund	POLICE	Books & Subscriptions	(2,575)	(709)	(763)	(763)	(763)	(850)	(868)
1001	42400	101	550652	General Fund	POLICE	Legal Postings and Doc. Fees	(96)	-	(250)	(250)	-	-	-
1001	42400	101	550656	General Fund	POLICE	Miscellaneous Expense	(400)	(342)	(5,800)	(5,800)	(2,000)	(900)	(919)
1001	42400	101	550663	General Fund	POLICE	Software License Updates	(516)	(550)	(600)	(658)	(608)	(700)	(715)
1001	42400	101	550673	General Fund	POLICE	Repairs	(384)	-	(2,000)	(1,942)	(1,000)	(1,000)	(1,021)
1001	42400	101	550689	General Fund	POLICE	Operational Maintenance Support	-	-	(5,000)	(5,000)	(4,350)	(4,350)	(4,441)
1001	42400	101	560616	General Fund	POLICE	Toner Cartridges	(10,307)	(8,491)	(6,000)	(6,000)	(6,000)	(6,500)	(6,637)
1001	42400	101	560620	General Fund	POLICE	Office Supplies	(8,373)	(7,602)	(8,200)	(8,200)	(8,200)	(7,000)	(7,147)
1001	42400	101	560625	General Fund	POLICE	Clothing	(97,485)	(72,285)	(20,000)	(20,000)	(20,000)	(20,600)	(21,033)
1001	42400	412	560625	General Fund	POLICE	Clothing	(24,199)	(82,473)	(80,000)	(80,000)	(80,000)	(80,000)	(81,680)
1001	42400	421	560625	General Fund	POLICE	Clothing	(4,876)	(23,852)	(37,200)	(37,200)	(20,000)	(30,000)	(30,630)
1001	42400	101	560628	General Fund	POLICE	Lab Supplies	(7,373)	(7,697)	(8,000)	(8,000)	(8,000)	(5,000)	(5,105)
1001	42400	101	560631	General Fund	POLICE	Operational Supplies	(39,791)	(43,549)	(61,000)	(56,000)	(56,000)	(58,000)	(59,218)
1001	42400	101	560638	General Fund	POLICE	Special Events	-	(749)	(3,000)	(3,000)	-	(8,500)	(8,679)
1001	42400	101	560642	General Fund	POLICE	Basketball Camp Expenses	(167)	(1,472)	(3,000)	(3,000)	-	(3,000)	(3,063)
1001	42400	101	560651	General Fund	POLICE	Employees Awards Recognition	-	-	-	-	-	(5,100)	(5,207)
1001	42400	101	560655	General Fund	POLICE	Reimbursements	(351)	(181)	(400)	(400)	(400)	(400)	(408)
1001	42400	101	560670	General Fund	POLICE	Equipment Rental	-	-	-	-	-	-	-
SUB-TOTAL MATERIALS & SUPPLIES							(210,719)	(263,436)	(257,578)	(252,578)	(220,037)	(246,590)	(251,768)
1001	42400	101	570710	General Fund	POLICE	Equipment	(22,930)	(15,874)	(17,000)	(17,000)	(17,000)	(82,000)	(83,722)
1001	42400	101	570711	General Fund	POLICE	Software	-	-	(5,200)	(5,200)	(5,200)	(5,200)	(5,309)
1001	42400	101	570720	General Fund	POLICE	Computer Equipment	(309)	(3,452)	(9,000)	(9,000)	(7,200)	(2,000)	(2,042)
1001	42400	101	570725	General Fund	POLICE	Office Equipment	(199)	(928)	(1,000)	(1,000)	(500)	(3,000)	(3,063)
SUB-TOTAL CAPITAL OUTLAY							(23,438)	(20,254)	(32,200)	(32,200)	(29,900)	(92,200)	(94,136)
TOTAL EXPENDITURES							(22,654,473)	(23,797,822)	(25,853,621)	(25,827,868)	(25,550,009)	(26,315,222)	(27,442,346)



HEALTH DEPARTMENT

EXECUTIVE OVERVIEW

DEPARTMENTAL SUMMARY

The Oak Park Health Department has been an Illinois' certified local health department since 1948. It is one of only four municipal certified health departments in suburban Cook County and in the State of Illinois. As such, the Department is required to deliver the ten essential public health services of a local health department:

1. Monitor health status to identify and solve community health problems.
2. Diagnose and investigate health problems and health hazards in the community.
3. Inform, educate, and empower people about health issues.
4. Mobilize community partnerships and action to identify and solve health problems.
5. Develop policies and plans that support individual and community health efforts.
6. Enforce laws and regulations that protect health and ensure safety.
7. Link people to needed personal health services and assure the provision of health care when otherwise unavailable.
8. Assure competent public and personal health care workforce.
9. Evaluate effectiveness, accessibility, and quality of personal and population-based health services.
10. Research for new insights and innovative solutions to health problems.

As a delegate agency for the State of Illinois, a certified health department must maintain qualified staff to carry out public health programming and must complete a community health needs assessment and strategic plan (IPLAN) every five years. The IPLAN for 2016-2021 was completed in 2017 and submitted as part of the State's recertification requirement and is posted on the Village website. The Health Department is scheduled to begin a new community health needs assessment process in late 2020 or early 2021, after receiving an extension from the State of Illinois, due to the COVID-19 pandemic, to submit the IPLAN application and supporting documents by January 20, 2022.

A certified local health department is uniquely qualified to deliver Local Health Protection programs which are core public health programs and include food protection and communicable disease control. The Local Health Protection Grant is awarded to every certified health department, annually, to help defray a portion of the costs of carrying out these programs.

Every year, the Health Department receives grants from local and state agencies including Cook County, the Illinois Department of Human Services and the Illinois Department of Public Health (IDPH) to carry out a variety of public health programs. These include:

- Food Protection
- Communicable Disease Prevention and Surveillance
- HIV/AIDS Surveillance
- Childhood Lead Poisoning Prevention
- Illinois Tobacco Free Communities Programming
- West Nile Virus/ Mosquito Prevention Programs
- Body Art (Tattoo) Inspections
- Public Health Emergency Preparedness and Response Activities
- Farmers' Market Double Coupon Incentive Programs

- Rodent Control to the External Environment, and
- Family Case Management

In addition, due to the COVID-19 pandemic the Health Department received addition COVID-19 funding for 2020 and 2021 to support the Village's COVID-19 response.

In addition to delivering grant funded programs, the Health Department is also required to address the health priorities identified by the Department and its community stakeholders in the IPLAN community needs assessment process. The health priorities identified for 2016-2021 are obesity prevalence, chronic disease, youth alcohol and substance abuse, under-addressed mental and behavioral needs, illicit opioid use and needs of people with developmental disabilities are under-addressed. The Health Department collaborates with internal staff and external stakeholders to address the health priorities.

The Health Department staff consists of the Public Health Director, two (2) Environmental Health Practitioners ('Sanitarians'), one (1) full-time Public Health Nurse, two (2) part—time contracted public health nurses, one (1) full-time Public Health Advisor, one (1) Administrative Assistant, one (1) full-time Grants Coordinator, one (1) full-time Emergency Preparedness and Response Coordinator and one (1) Animal Control Officer. The Department also contracts with the PCC Wellness Center for required Medical Consultation by Paul Luning, MD, MPH and with an Illinois licensed pest Control Company for additional rat control resources.

The Department is responsible for management of animal control. The Department provides monitoring and oversight of the Village's agreement with the Animal Care League, first entered into in 2007 and renewed most recently in 2017 for a period of five years, which provides care for impounded animals, redemption of animals as well as adoption services.

The Oak Park Farmers' Market and its part-time seasonal staff also are managed by the Health Department. The Farmers' Market which runs from mid-May through the end of October annually has staff including a Market Manager and Market Assistants.

There are two advisory bodies that work under the Health Department, the Board of Health and the Farmers' Market Commission. The Board of Health has seven members and serves as an advisory body to the Director of Public Health and makes recommendations on issues related to disease prevention and health promotion. The Farmers' Market Commission has eleven members and works closely with the Market Manager to make the Oak Park Farmers' Market one of the most successful farmers' markets in Illinois. The Commission coordinates special events, helps publicize the market, volunteers on market Saturdays and recommends any changes in operating policies and/or regulations to the Market Manager, Director of Public Health and Village Board.

2020 ACCOMPLISHMENTS

Administration

- The Health Department working collaboratively with all Village Departments coordinated a comprehensive response to the COVID-19 pandemic. The response included, but not limited to internal stakeholder meetings, external partner meetings, testing bulletins, public health orders, public health guidance and expert education and consultation to residents, businesses and community partners. The response activities were extensive and required the Health Department to reprioritize goals and objectives in order to respond quickly and efficiently to the pandemic.
- The Health Department was an active participant with the Oak Park Township as a coalition partner for the Strategic Prevention Framework – Partnership for Success Grant. The purpose of the grant is to support the Township and all the coalition partners to reduce the 30-day alcohol use rates and negative consequences of underage drinking amount 8th to 12th graders, as reported in the Illinois Youth Survey.
- The Health Department continues to play a significant role in implementation and improvement of the new VillageView (CityView) Permitting, Licensing and Code Enforcement System.
- The Village entered into an annual agreement with the Public Health Institute of Metropolitan Chicago to carry out additional surveillance work on residents who have been diagnosed with HIV/AIDS and are apparently no longer in care, in order to reengage with medical care, case management and to offer partner notification systems.
- The Village signed a contract with a third-party Illinois licensed pest control company to provide for village-wide external rat control.
- The Health Department continued to investigate revenue opportunities including available grants to increase revenue from existing and/or new programs to help fund Health Department activities. Because Oak Park has it's own state-certified health department, the Village was awarded several COVID-19 grants, including the COVID-19 Case Tracing Grant (\$817,000) and the COVID-19 Crisis Grant (\$49,820).
- The Health Department continued work with the Collaboration for Early Childhood on a partnership around the Public Health Nurse position and the Family Case Management (FCM) program and coordinated outreach and referral for home visiting programs throughout Oak Park. Through this partnership, the Collaboration provides funding support for this position, above the amount of the FCM grant. The monies help the Village to support the Public Health Nurse's salary. The Nurse Family Case Management position ensures children under age two who are medically fragile, low income or living in other very challenging home environments receive visits from a trained nurse who follows the child to monitor their growth and development. Equally as important are the referrals and connections to the home visiting programs that the Nurse Family Case

Manager has provided in the past. The Collaboration benefits from this arrangement by consolidating the outreach and intake function for home visiting, ensuring that children are referred to the home visiting program in Oak Park that best meets their needs.

- The Health Department continued participation on the Oak Park River Forest Opioid Task force with the first meeting being in February 2018. The primary purpose being to implement prevention around opioid use.
- Through the funding of the Illinois Tobacco-Free Community Grant for the Village enforces the Smoke-free Illinois Act (SFIA) as well as our local smoking ordinance and tobacco 21 ordinance which is more stringent than most surrounding cities and the State of Illinois. Additionally, two grant enhancements programs are provided through this grant including Tobacco in Retail Environment with the focus on E-Cigarettes and Tobacco Prevention and Control Policy resources for Smoke-free multi-unit housing. Both grant enhancements provide the community with resources for programming to prevent tobacco use among youth, promote tobacco cessation among adults/youth and eliminate exposure to second hand smoke.
- The Village executed an agreement with the local Community Economic Development Association (CEDA)/WIC office to share data in order to enhance the Family Case Management program with the goal of better-birth outcomes for Oak Park residents.
- Health worked collaboratively with the Communications Department to educate the public about heart health through Village social media channels.
- The Board of Health conducted research at the request of the Village Board on the Village's current outreach to educate residents on the issues of lead in drinking water. The Board of Health worked collaboratively with the Director of Public Works to best understand current protocols, process and procedure. As a result of this collaboration, research and discussion the Board of Health generated recommendations submitted to the Village Board on how the Village can best use existing Village resources to best communicate issues of lead in drinking water to Oak Park residents.

Food Program

- The Health Department provided food safety and sanitation presentation trainings regarding the Illinois Food Code's Person in Charge requirements to sixty (60) licensed food establishments including restaurants, schools, day cares and hospitals.
- As mandated with the Local Health Protection Grant Rules, the Health Department's Food program completed food safety inspections at Oak Park's licensed food establishments and permitted/inspected temporary food vendors.
- Section 8-2-1 License Fee Schedule as amended, adjusting both Temporary Food Establishment and Mobile Establishment fees. The new fees will increase annual revenue and promote timely submittal of Temporary Food applications/payments.

Animal Control

- The Animal Control Division worked in collaboration with the IT Department to continue the more efficient process of sending animal license renewal reminders via email versus solely paper mail reminders, saving the Village money on postage and creating a process that is much more convenient for both residents and the Village.
- The Animal Control Division worked collaboratively with the Village's Communicable Disease Nurse to manage several cases where humans came into contact with bats. Management included testing the bats and post-exposure rabies prophylaxis for two individuals when the bat they came into contact with tested positive for rabies.
- The Village helped 300 cats and dogs that are found at-large, with most animals returned safely to owners.

Grants

- The Village entered into grant agreements with the Illinois Department of Public Health, the Illinois Department of Human Services, the Cook County Health Department, the Public Health Institute of Metro Chicago and other grantors for a total of approximately \$839,000 in potential grant revenue.

Farmers' Market

- The Farmers' Market had another successful year, despite the COVID-19 pandemic. The Village's Farmers' Market Commission, Market Manager and Customer Development Services Assistant Director adjusted/modified the market's layout, processes and procedures based on State of Illinois and CDC COVID-19 guidance to provide a market that was profitable to market vendors & church donut sales and was made safe and enjoyable for all market vendors, staff and customers.
- The Village received an additional \$13,000 in CDBG funding to help support the Double Value Coupon Program for Link customers. In addition, the Village received \$9,000 in grant funds from the Shawnash Institute to support the Double Value Coupon program for Link customers. This program provides a \$25 match per market to patrons that use Supplemental Nutrition Program monies to purchase link-eligible products from vendors at the farmers' market.

Communicable Disease

- The Communicable Disease Division responded to the COVID-19 pandemic by learning more about how the disease spreads and affects people and the Oak Park community. COVID-19 communicable disease responsibilities included surveillance of all Oak Park resident cases, case tracing of close-contacts and professional prompt consultation with residents, local community partners and County, State and Federal health officials. The Communicable Disease staff helped frontline healthcare workers, community partners and the public to protect themselves and save lives.
- Communicable Disease staff provided mandated certified Health Department surveillance services for reportable communicable diseases occurring in any Oak Park resident and Sexually Transmissible Illness positive lab resulting for any person treated by an Oak Park health care provider. In a normal year, the Communicable Disease Nurses provided professional surveillance and follow-up approximately 100 communicable disease cases for Oak Park residents and approximately 750 sexually transmitted illness cases. In 2020, the Public Health Nurses responded to over 575 COVID-19 cases through September 1. COVID-19 response included COVID-19 positive case follow-up and all associated contact tracing with cases.
- Communicable Disease staff managed multiple communicable disease outbreaks that affected Oak Park institutional facilities including at Oak Park schools, assisted living facilities, long-term care facilities. The Deputy Chief of Infectious Disease played an important role in managing COVID-19 outbreaks at the Village's long-term-care and assisted living facilities.
- The Communicable Division coordinated an annual employee flu clinic for 120 Village employees, providing convenient and free flu vaccinations to employees.
- The Communicable Disease program worked closely with several Oak Park schools, students, parents and close contacts to provide for education, surveillance and consultation on communicable disease cases at Oak Park schools.

Emergency Preparedness

- The Emergency Preparedness program successfully completed the annual IDPH Medical Counter Measures - Operational Readiness Review (MCM ORR). An annual self-assessment of how well the Village is prepared to conduct medical countermeasure operations meant to dispense medication or vaccinate 51,878 residents within 48 hours.
- Recruitment efforts were successful in increasing membership in the CERT (Community Emergency Response Team) and MRC (Medical Reserve Corps) volunteer groups. As of August 21, 2020, the Village had 86 members between the two volunteer groups, and numbers are expected to rise as the response to COVID-19 continues.

- Emergency Preparedness provided various trainings for CERT and MRC volunteers. Prior to the onset of COVID-19, these groups were meeting and training bimonthly. Members are trained to volunteer to assist the Police and Fire Departments with traffic control and have been activated as part of the response to COVID-19. Volunteers served as temperature screeners for Village Hall employees, as well as screening employees and volunteers at weekly Farmers Market. Volunteers are also trained as contact tracers and will continue to be involved in the Health Department's COVID-19 response, including staffing vaccination Point of Dispensing.
- Provided all deliverables in support of the Public Health Emergency Preparedness (PHEP) Grant and the Cities Readiness Initiative (CRI) Grant, and successfully applied and are awaiting State approval for FY21.
- The community emergency preparedness was enhanced through reinstating regular Community Stakeholder Emergency Planning Meetings which include participation from both internal staff stakeholders and external stakeholders such as schools, hospitals, utilities and other public health organizations. These meetings were very successful in information sharing and collaboration during the initial response to COVID-19.

2021 WORK PLAN

- The Health Department will continue to work collaboratively with all Village Departments on a coordinated a comprehensive response to the COVID-19 pandemic. The response will include, but not limited to, internal stakeholder meetings, external partner meetings, routine testing bulletins, timely public health orders and public health guidance. Plus expert education and consultation to residents, businesses and community partners. The response activities will be extensive and likely require the Health Department to reprioritize goals and objectives as necessary in order to respond quickly and efficiently to the pandemic.
 - The Health Department will work with internal and external stakeholders on COVID-19 Point of Dispensing Planning, which entails vaccinating the Village's first responders and 52,000 residents with the COVID-19 vaccine one it is available and distributed by the CDC and IDPH. This effort will include significant planning, resources and committed staff and volunteers to make the operation successful.
 - To create new and build upon relationships with local social service providers and medical providers to create a network of care for those families participating in the Family Case Management and High Risk Infant Follow-up programs. The Health Department will work closely with the Collaboration for Early Childhood on this objective.
 - The Health Department receives funding from sixteen (16) different grants. The Health Department's goal is to meet and/or exceed all sixteen (16) grants' deliverables in 2020.
 - The Health Department is recommending that the Village Board approve the addition of a full-time Public Health Advisor position to work within the Health Department. This position is currently grant funded through May 31, 2021 through the COVID-19 Case Tracing grant, however future grant funding for this position is not guaranteed. The Health Department's recommendation includes funding this position indefinitely within the Health Department's General Fund. The positions responsibilities include managing a community health approach to health care including identifying and addressing vulnerable and disparate populations as it relates to public health disparities, social determinants of health, cultural competence and social justice by meeting with stakeholders, designing appropriate outreach, fostering health literacy, access to services, reduce chronic health inequalities and education for vulnerable and disparate populations. Other responsibilities include communicable disease surveillance, promoting a safe health care environment; providing professional public health nursing services including health education, outreach and promotion which includes disseminating information, making referrals, and counseling as well as managing caseloads.
 - The Department is recommending that the Village Board approve a Change Order for CityView to develop and deliver an Animal License Module to the Village that meets the required deliverables required to manage all aspects of animal licensing with the Village.
-

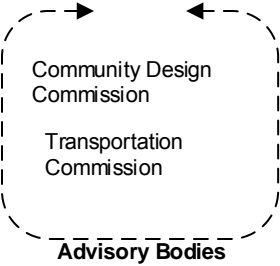
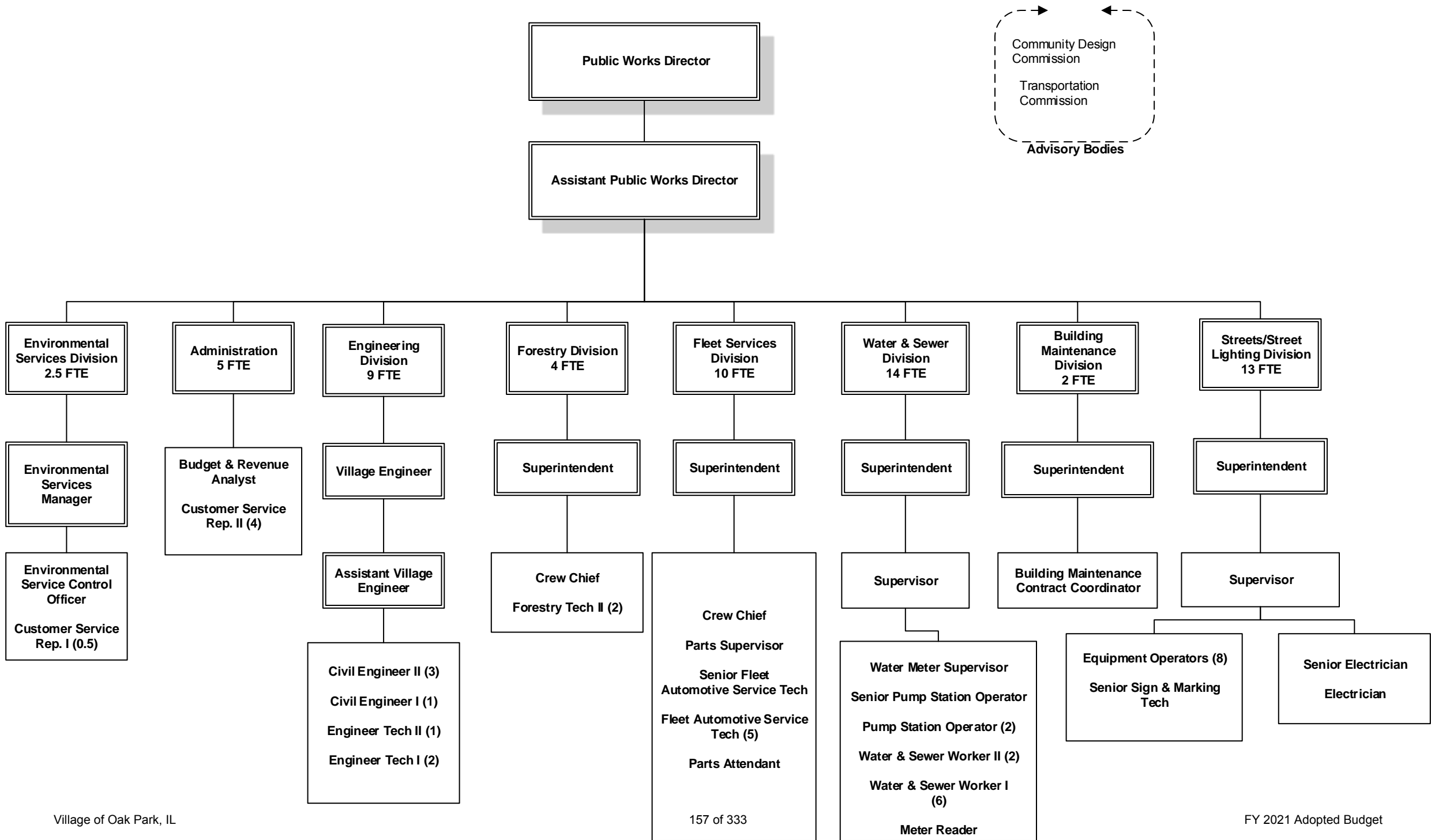
- The Department will research, seek out and recommend new grant opportunities to the Village Manager and Village Board that will benefit the Village fiscally and will enhance the public health of Village residents.
- The Department will continue the partnership with the PCC Wellness Center for medical consultation as required under the Local Health Protection Grant Rules.
- The Oak Park Township's Community Mental Health Board, the River Forest Township's Mental Health Committee and the Health Department will partner and collaborate with schools, hospitals, mental health organizations and all other Public Health organizations on tackling the priorities identified during the IPLAN process. This will be a beneficial partnership to leverage creativity, experience and community resources.
- The Emergency Preparedness Program will continue to seek ways to outreach in the community as well as review opportunities for collaborating with nearby communities.
- The Link double-coupon program will be marketed to, and utilized by, an increased number of recipients as a result of continued funding obtained from the CDBG program as well as from private grant funders.
- Opportunities for increased outreach by organizations and agencies in the community at the Farmers Market will be made available.
- The Food Protection Program will create and offer two educational programs to Oak Park licensed food establishments.
- The Food Protection Program is to be fully compliant with all Local Health protection requirements.

VILLAGE OF OAK PARK
 FISCAL YEAR 2021 BUDGET
 GENERAL FUND - HEALTH SERVICES

Fund	Dept	Program	Account	Description	Department	Description	2018	2019	Original	Amended	Year	2021	2022
							Actual	Actual	2020	2020	End	Adopted	Forecasted
							Budget	Budget	Budget	Budget	Estimate	Budget	Budget
1001	44550	101	510501	General Fund	HEALTH - Health Services	Regular Salaries	(182,863)	(286,586)	(301,015)	(301,015)	(301,015)	(299,059)	(308,031)
1001	44550	612	510501	General Fund	HEALTH - Health Services	Regular Salaries	(109,824)	(114,801)	(117,216)	(117,216)	(117,216)	(120,391)	(120,391)
1001	44550	613	510501	General Fund	HEALTH - Health Services	Regular Salaries	(43,785)	(45,706)	(71,750)	(71,750)	(71,750)	(110,833)	(110,833)
1001	44550	615	510501	General Fund	HEALTH - Health Services	Regular Salaries	(22,728)	(40,749)	(40,882)	(40,882)	(40,882)	(41,904)	(43,161)
1001	44550	612	510503	General Fund	HEALTH - Health Services	Overtime	(1,045)	(406)	(2,600)	(2,600)	-	(2,600)	(2,678)
1001	44550	615	510503	General Fund	HEALTH - Health Services	Overtime	(58)	(1,222)	(433)	(433)	(433)	(433)	(446)
1001	44550	101	510999	General Fund	HEALTH - Health Services	Grant Admin. - Salaries	158,172	240,772	299,000	470,785	470,785	358,806	369,570
SUB-TOTAL PERSONAL SERVICES							(202,132)	(248,698)	(234,896)	(63,111)	(60,511)	(216,414)	(215,970)
1001	44550	612	510506	General Fund	HEALTH - Health Services	Equip Allow (Auto,Phone,Tools)	(675)	(278)	(504)	(504)	-	(882)	(882)
1001	44550	613	510506	General Fund	HEALTH - Health Services	Equip Allow (Auto, Phone, Tools)	(349)	(38)	-	-	-	(504)	-
1001	44550	612	510509	General Fund	HEALTH - Health Services	Comp Time Payout	(26)	-	-	-	-	-	-
1001	44550	613	510519	General Fund	HEALTH - Health Services	Vacation Time Payout	(887)	(1,233)	-	-	-	-	-
1001	44550	613	520515	General Fund	HEALTH - Health Services	Health Insurance Opt Out	(1,722)	-	-	-	-	-	-
1001	44550	101	520520	General Fund	HEALTH - Health Services	Life Insurance Expense	(196)	(187)	(372)	(372)	(372)	(372)	(372)
1001	44550	612	520520	General Fund	HEALTH - Health Services	Life Insurance Expense	(173)	(187)	(186)	(186)	(186)	(186)	(186)
1001	44550	613	520520	General Fund	HEALTH - Health Services	Life Insurance Expense	(44)	(70)	(93)	(93)	(93)	(147)	(93)
1001	44550	615	520520	General Fund	HEALTH - Health Services	Life Insurance Expense	(67)	(93)	(93)	(93)	(93)	(93)	(93)
1001	44550	101	520521	General Fund	HEALTH - Health Services	Health Insurance Expense	(27,220)	(26,558)	(25,988)	(25,988)	(25,988)	(25,988)	(27,287)
1001	44550	612	520521	General Fund	HEALTH - Health Services	Health Insurance Expense	(11,922)	(15,835)	(15,377)	(15,377)	(15,377)	(17,069)	(17,922)
1001	44550	613	520521	General Fund	HEALTH - Health Services	Health Insurance Expense	-	(4,339)	(23,844)	(23,844)	(14,000)	(27,199)	(28,559)
1001	44550	615	520521	General Fund	HEALTH - Health Services	Health Insurance Expense	(5,466)	-	-	-	-	-	-
1001	44550	101	520522	General Fund	HEALTH - Health Services	Social Security Expense	(10,956)	(17,524)	(18,663)	(18,663)	(18,663)	(18,542)	(19,098)
1001	44550	612	520522	General Fund	HEALTH - Health Services	Social Security Expense	(6,822)	(6,971)	(7,429)	(7,429)	(7,000)	(7,625)	(7,854)
1001	44550	613	520522	General Fund	HEALTH - Health Services	Social Security Expense	(2,831)	(2,875)	(4,449)	(4,449)	(4,449)	(6,872)	(7,078)
1001	44550	615	520522	General Fund	HEALTH - Health Services	Social Security Expense	(1,363)	(2,533)	(2,562)	(2,562)	(2,562)	(2,625)	(2,704)
1001	44550	101	520523	General Fund	HEALTH - Health Services	Medicare Expense	(2,562)	(4,098)	(4,365)	(4,365)	(4,365)	(4,336)	(4,466)
1001	44550	612	520523	General Fund	HEALTH - Health Services	Medicare Expense	(1,596)	(1,630)	(1,737)	(1,737)	(1,737)	(1,783)	(1,836)
1001	44550	613	520523	General Fund	HEALTH - Health Services	Medicare Expense	(662)	(672)	(1,040)	(1,040)	(1,040)	(1,607)	(1,655)
1001	44550	615	520523	General Fund	HEALTH - Health Services	Medicare Expense	(319)	(592)	(599)	(599)	(599)	(614)	(632)
1001	44550	101	520527	General Fund	HEALTH - Health Services	IMRF Contributions	(15,881)	(18,621)	(26,519)	(26,519)	(26,519)	(24,942)	(25,690)
1001	44550	612	520527	General Fund	HEALTH - Health Services	IMRF Contributions	(10,381)	(7,135)	(9,948)	(9,948)	(9,948)	(9,648)	(9,937)
1001	44550	613	520527	General Fund	HEALTH - Health Services	IMRF Contributions	(4,456)	(3,061)	(6,321)	(6,321)	(6,321)	(9,244)	(9,521)
1001	44550	615	520527	General Fund	HEALTH - Health Services	IMRF Contributions	(2,230)	(2,647)	(3,640)	(3,640)	(3,640)	(3,531)	(3,637)
1001	44550	101	520999	General Fund	HEALTH - Health Services	Grant Admin. - Benefits	18,005	8,288	-	56,338	56,338	40,242	41,449
SUB-TOTAL FRINGE BENEFITS							(90,801)	(108,889)	(153,729)	(97,391)	(86,614)	(123,567)	(128,056)
1001	44550	612	530650	General Fund	HEALTH - Health Services	Conferences Training	(1,453)	(2,703)	(1,944)	(1,944)	(750)	(1,944)	(1,985)
1001	44550	613	530650	General Fund	HEALTH - Health Services	Conferences Training	-	(473)	(500)	(500)	(500)	(1,894)	(1,934)
1001	44550	615	530650	General Fund	HEALTH - Health Services	Conferences Training	(125)	-	(501)	(501)	-	(500)	(511)
1001	44550	101	530667	General Fund	HEALTH - Health Services	External Support	-	-	(12,718)	(12,718)	(718)	(6,700)	(6,841)
1001	44550	612	530667	General Fund	HEALTH - Health Services	External Support	(21,200)	(21,199)	(21,620)	(21,620)	(21,220)	(21,620)	(22,074)
1001	44550	613	530667	General Fund	HEALTH - Health Services	External Support	-	-	-	-	-	-	-
1001	44550	615	530667	General Fund	HEALTH - Health Services	External Support	(115,179)	(115,624)	(121,866)	(121,866)	(121,670)	(124,221)	(126,830)
SUB-TOTAL CONTRACTUAL SERVICES							(137,956)	(139,999)	(159,149)	(159,149)	(144,858)	(156,879)	(160,173)
1001	44550	612	550601	General Fund	HEALTH - Health Services	Printing	-	(122)	(400)	(400)	(400)	(400)	(408)
1001	44550	615	550601	General Fund	HEALTH - Health Services	Printing	(143)	(180)	(300)	(300)	(300)	(300)	(306)
1001	44550	101	550602	General Fund	HEALTH - Health Services	Membership Dues	(500)	(461)	(750)	(750)	(750)	(750)	(766)
1001	44550	612	550602	General Fund	HEALTH - Health Services	Membership Dues	(461)	(165)	(1,125)	(1,125)	(800)	(625)	(638)
1001	44550	101	550603	General Fund	HEALTH - Health Services	Postage	(353)	(404)	(500)	(500)	(400)	(400)	(408)
1001	44550	615	550603	General Fund	HEALTH - Health Services	Postage	(1,847)	(1,688)	(3,500)	(3,500)	(1,750)	(2,500)	(2,553)
1001	44550	101	550605	General Fund	HEALTH - Health Services	Travel & Mileage Reimbursement	-	-	(200)	(200)	(100)	(200)	(204)
1001	44550	612	550605	General Fund	HEALTH - Health Services	Travel & Mileage Reimbursement	-	(58)	(100)	(100)	(100)	(100)	(102)
1001	44550	613	550605	General Fund	HEALTH - Health Services	Travel & Mileage Reimbursement	-	(228)	(250)	(250)	(100)	(250)	(255)

VILLAGE OF OAK PARK
 FISCAL YEAR 2021 BUDGET
 GENERAL FUND - HEALTH SERVICES

<u>Fund</u>	<u>Dept</u>	<u>Program</u>	<u>Account</u>	<u>Description</u>	<u>Department</u>	<u>Description</u>	<u>2018</u> <u>Actual</u>	<u>2019</u> <u>Actual</u>	<u>Original</u> <u>2020</u> <u>Budget</u>	<u>Amended</u> <u>2020</u> <u>Budget</u>	<u>Year</u> <u>End</u> <u>Estimate</u>	<u>2021</u> <u>Adopted</u> <u>Budget</u>	<u>2022</u> <u>Forecasted</u> <u>Budget</u>
1001	44550	101	560620	General Fund	HEALTH - Health Services	Office Supplies	(1,506)		(1,500)	(1,500)	(1,500)	(1,500)	(1,532)
1001	44550	615	560625	General Fund	HEALTH - Health Services	Clothing	(351)	(464)	(560)	(560)	(560)	(560)	(572)
1001	44550	101	560631	General Fund	HEALTH - Health Services	Operational Supplies	-	(1,500)	-	-	-	-	-
1001	44550	612	560631	General Fund	HEALTH - Health Services	Operational Supplies	(403)	(487)	(500)	(500)	(500)	(500)	(511)
1001	44550	613	560631	General Fund	HEALTH - Health Services	Operational Supplies	(2,699)	(2,075)	(2,524)	(2,524)	(2,400)	(2,500)	(2,553)
1001	44550	615	560631	General Fund	HEALTH - Health Services	Operational Supplies	(3,295)	(1,365)	(1,500)	(1,500)	(1,500)	(1,500)	(1,532)
SUB-TOTAL MATERIALS & SUPPLIES							(11,557)	(9,197)	(13,709)	(13,709)	(11,160)	(12,085)	(12,339)
TOTAL EXPENDITURES							(442,447)	(506,783)	(561,483)	(333,359)	(303,143)	(508,945)	(516,538)



PUBLIC WORKS

EXECUTIVE OVERVIEW

DEPARTMENTAL SUMMARY

The Department of Public Works is charged with a wide range of tasks associated with the Village's infrastructure. In addition to the more traditional infrastructure-related duties such as street maintenance, safe drinking water delivery, sewer collection, and capital improvements, Divisions within the Department also maintain the Village's extensive urban forest, manage refuse and recycling collections, and maintain traffic signals and streetlights. Public Works staff is also responsible for maintaining all municipal facilities and equipment, including vehicles for Police, Fire, and Park District as well as its own vehicles.

The Department resources include the General Fund, Water and Sewer Fund, Capital Improvements Fund, Motor Fuel Tax Fund and Environmental Services Fund.

Services are provided through the following Divisions: Administration, Engineering, Streets Services, Fleet Services, Building Maintenance, Street Lighting, Forestry, Water and Sewer and Environmental Services.

The Department maintains approximately 103 center line miles (250 lane miles) of streets, 51 miles of alleys, approximately 235 miles of sidewalks, 43 traffic signal intersections (15 of those are maintained for the Illinois Department of Transportation), over 5,000 street lights, 1,000 alley lights and nearly 19,000 trees.

In addition, the Department maintains 212 Village vehicles and equipment, 105 miles of watermains, 3 water pumping stations, over 13,000 water services, 1,200 fire hydrants, 1,350 water valves, 104 miles of sewers, 6,500 catch basins and 2,000 manholes.

2020 ACCOMPLISHMENTS

Administration Division

- The Administration Division and all of the Public Works spent a large portion of the year working on split shifts in an effort to provide a safe environment for the Department's employees.
- All conferences and training was suspended due to COVID-19.
- The Customer Service Call Center located at the Public Works Center is on pace to make over 40,000 customer contacts throughout 2020. These contacts consist of phone calls, voice mails, emails and in-person contacts generating approximately 9,000 work orders. Approximately 4,000 invoices will be processed through the accounts payable process.
- It is anticipated that over 200 Block Parties will be processed this year.

Engineering Division

- The Division successfully designed and managed the 2020 Capital Improvement Program (CIP).
- Successfully implemented online bidding to facilitate contractor plan pickup during COVID-19.
- Managed a variety of consulting firms working on major projects or studies including the Madison St. streetscape project, Oak Park Ave water-sewer and resurfacing projects, oversight of the various developments, I-290 bridge repairs at East Ave, and the Lake St streetscape project.
- Continued working with private developments for public utility and street improvements including District House, Albion development at Lake and Forest, Pete's Fresh Market and Senior Living projects at Madison and Euclid.
- Assisted in the development of the 2021 Capital Improvement Program.
- Public right of way permitting is being successfully completed by an engineering consultant with Village engineer oversight.
- Assisted the Transportation Commission in implementing the Slow Streets Pilot Program to allow for greater social distancing for walking and biking during the COVID-19 pandemic.
- Managed the fiber optic ring installation which connects D97 and Village sites to provide greater connectivity and security for the future joint network.

Street Division

- The Division has brought all litter collection in house in order to cut costs due to the budget short fall caused by COVID-19. Response times for complaints have been cut dramatically and litter complaints are down.
- Village Wide Business District Sidewalk Pressure Washing has also been brought in house. This has made the scheduling of the work more flexible. The staff can do different areas as needed during early morning hours instead of overnight. Problem areas can be done with more frequency. Quality has also increased with in house personnel.
- Although the majority of Utility Opening Restorations are still done by a contractor, staff is taking on more of these in house.
- There has been an increase of graffiti this year. Working with the Community Relations Department, the division has made response times a priority in order to keep up with the high rate of incidences.

- Contractual Street Sweeping has been reduced due to the pandemic shortfalls. Staff is supplementing their work with the in house street sweeper. With parking restrictions on hold, there are a lot of parked cars to go around. Regardless, the streets have remained fairly clean in most areas.
- The snow season was mild with low amounts of snow and the numbers of events.
- The Street Division assisted Engineering with setting up outside dining areas with water filled barriers for area businesses.
- With the pandemic, the farmers market has moved on to area streets. The Division sets up and breaks down the street closures weekly on Saturdays.
- Staff continues to do all the Village wide trash container emptying. Response times to full cans have been cut down due to communication being more direct.
- Sign Shop Work numbers have been down due to the partial schedule that was instituted at the beginning of the pandemic. Last minute sign fabrication has been utilized for the Farmers Market and DTOP's Thursday Night Out.

Street Lighting Division

- The second phase of the Residential LED Street Light Project continued.
- Street lighting and Traffic Signal utility locates are done in-house. With all the construction projects and a large fiber optic project, the volume of locates and refresh marks have increased. • With costs of repairs by contractors increasing, we are studying ways to do more of the work in-house when possible.
- Continued to replace street light and traffic light outages in a timely manner.

Fleet Services Division

- Between June 2019 and June 2020, 12,510 pounds of scrap metal have been recycled utilizing the communal container maintained in Fleet Services. As the vendor collects and deposit said container Public Works man-hours are saved not transporting scrap.
- Through auction proceeds the Division has recouped almost \$36,000 from surplus vehicle/equipment disposal. The decrease this year was due to the pandemic interrupting auction times and decreasing equipment replacement for this year.
- Added two hybrid vehicles, replacing two ICE (Internal Combustion Engine) vehicles, expanding the Village's green fleet.
- Maintained the Automotive Service Excellence (ASE) Blue Seal certification for Fleet Services staff.
- Continued the utilization of Telematics in the Village Fleet.
- Telematics are used to report Automatic Vehicle Location (AVL or commonly referred to as GPS), report vehicle trouble codes, report vehicle usage and to identify as well as reeducate excessive idling offenders, helping to continue the decrease usage of fossil fuels.
- Reports are also used to evaluate vehicle utilization and needs among divisions.
- Replaced four pieces of equipment per the amended 2020 Fleet Replacement Program.
- Purchased one garbage truck, one unmarked squad car, one hybrid marked squad car and one hybrid Parking Enforcement vehicle.
- Maintained the Village essential equipment during the pandemic's modified staffing schedule. Kept all frontline equipment downtime to a minimum. Continued focus on preventative maintenance. Scheduled downtime is manageable, unscheduled downtime is not.

- Developed and instituted a COVID-19 vehicle usage and cleaning procedure for all Village equipment.

Building Maintenance Division

- The Building Maintenance Division worked closely in conjunction with the Village Manager's Office throughout the early part of 2020 during the COVID-19 pandemic to ensure the safest possible re-opening of Village Hall for all staff and the public. Some specific improvements and modifications included:
 - Rearrangement of Village Hall furniture to maintain adequate social distancing between staff and the public.
 - Installation of permanent glass and plexiglass structures to protect staff from the public.
 - Installation of new doorways in the Cashier's Office and the Adjudication Office so those staff members could access those areas without coming in contact with the public.
 - Purchase and installation of several room dividers, stanchions, signage and hand sanitizing stations throughout all of Village Hall.
 - Establishment of a recurring deep cleaning service for the Police Department.
- The Village entered into a contract with the consulting/engineering firm of Clark Dietz to design a new and improved HVAC system for the Police Dept. firing range in the lower level of Village Hall. Staff met with PD and the consultant several times throughout the spring and summer of 2020. As of June, the anticipated completion date is late September.
- A supplemental air conditioning unit was installed in the MDF room (IT computer room) at the Public Works Center. This unit will serve as a back-up unit when the main unit breaks down which will protect the various expensive pieces of IT equipment.
- Building Maintenance staff worked closely with the Building Maintenance contractor, the custodial contractor and the janitorial paper supply company throughout the COVID pandemic in 2020. All contractors and vendors worked very hard to accommodate all of the Village's requests for supplies and PPE as well as various modifications to Village buildings meant to protect staff and the public. New touchless water faucets were installed in all restrooms at Village Hall, and protective glass was installed where staff and the public interact at Village Hall and Public Works Center. Additionally, several automatic hand sanitizer dispensers were installed throughout Village Hall.
- A new ADA platform lift was installed at the Village Hall main entrance. It replaced an outdated and inoperable lift that had been in place for over 20 years.
- A new security gate was installed at the Village Hall main entrance, including a drywall covering for the new barrel and motor. The new gate replaced an old and inoperable gate that broke down beyond repair at the end of 2019.
- A very good working relationship was established between the new Building Maintenance contractor and staff. The contracted workers are very knowledgeable and professional and overall service of the Division has improved over the previous contractor.
- Three new exterior doors were installed at Village Hall:
 - The Lombard side entranceway, which included a new intercom and camera system so the Police Dept. can monitor ingress and egress of citizens into the lower level of Village Hall.

- The east courtyard door.
 - The west courtyard door, which include a new key card reader.
- Staff issued an RFP for new floor mat services and in doing so was able to secure a new floor mat service provider saving the Village over \$15,000 annually.
- Staff issued an RFP for new pest control/management services and was able to secure a new pest control company which also is saving money for the Village.

Forestry Division

- The Division and its contractors pruned approximately 6,000 parkway trees in sections three and four (the middle third) of the Village through the Village’s Parkway Tree Cycle Pruning Program.
- The Division and its contractors removed approximately 200 parkway trees across the village that were dead, diseased or otherwise in decline.
- Planted a diverse mix of 128 high-performing, properly sited parkway trees throughout the Village and maintained them with contracted watering crews.
- Maintained over 180 permanent landscape areas and planting and maintained over 435 planters in 12 Business Districts throughout the Village.
- Re-inventoried one third of the Village’s Urban Forest.
- Received Accreditation from Tree City USA.
- Continued care and maintenance of two bee hives on the roof of the Public Works Center and two additional hives on the roof of Village Hall.

2021 WORK PLAN

Administration Division

- The Department will continue to work towards providing exceptional Customer Service by managing requests and work orders through the Request for Action (RFA) database as well as completing the performance measures and monthly reporting.
- The Department will host a Public Works Open House as part of the EarthFest event.
- Staff will continue to coordinate regular safety meetings of the entire Department as well as offer opportunities for continued professional growth of the staff utilizing professional organizations.

Engineering Division

- Design and manage the 2021 Capital Improvement Program.
- Oversee construction of the Madison St Streetscape project between Oak Park Ave and East Ave, and the Oak Park water-sewer and resurfacing projects.
- Coordinate with private development construction projects related to public improvements to minimize impacts to the community.
- Continue to manage various consultants working on capital projects.
- Continue to improve permit review and inspection services through the use of consultant.
- Update the system-wide pavement condition scores for streets and alleys, which helps determine the 5-year capital improvement program.
- Complete Madison St traffic calming data collection when traffic is more regular after COVID-19 and start construction.
- Construct traffic calming improvements on Forest Ave between Lake St and Marion St.

Street Division

The Division will continue to make the safe travel of Village streets a priority through:

- Snow Plan updating and putting it into practice through improved process and equipment training .
- Regular pavement maintenance such as utility patching, pothole repair, bluestone and brick upkeep and street sweeping.
- Replacement of faded/unreadable/low reflective signage Village wide and the rapid replacement of damaged STOP and other regulatory signs.
- Assisting Forestry operations after storm damage occurs.
- Immediate vehicle accident clean up when called upon.

The Division will continue to keep the Village clean and beautiful through:

- Direction of the street sweeping contractor and assistance with in-house supplemental help in the effort to continue to keep the streets clean and inlets clear of debris.

- Timely upkeep and maintenance activities of business district areas, viaducts and the Village as a whole through in-house litter removal, trash container emptying and regular sidewalk power washing.
- Immediate removal of graffiti and dead wild life.
- Re-sealing of the bluestone sidewalks in Downtown Oak Park and the Pleasant District areas in order to keep them viable for years to come.

Street Lighting Division

- The Division will do more to repair cable hits in-house saving on contractual costs
- Oversee completion of the last stage of the residential street lighting LED change out project (if not completed this year).
- We are hoping to do some training on the Opticom system which allows emergency personnel to change traffic signal lights in order to pass through intersections in a safe manner, and the Centracs system which allows engineers and electricians to monitor and manage traffic through the traffic signals in order to improve traffic flow, also monitors malfunctions.
- Continue Traffic Signal Controller & Detection Equipment replacement and Street Light Control Cabinets as required.
- Continue to make timely repairs on streetlight and traffic signal outages and JULIE Locates.

Fleet Services Division

- Evaluate adding additional electric, hybrid or other alternative fuel vehicles, as technology develops, to the Village Green Fleet, while remaining fiscally responsible.
- Maintain Fleet Services ASE Blue Seal of Excellence classification.
- Expand the use of Telematics in Village equipment to other divisions helping Fleet evaluate usage, fleet size and needs, as well as provide coaching for proper vehicle usage.
- Complete hands on inventory of the parts department.
- Continue to find ways of increasing employee productivity while maintaining a high level of service.
- Continue to search for increased educational opportunities to improve our employee's skill sets, both soft and technical.
- Add another ASE Master Technician certification to Fleet Services.
- Complete reevaluation of the entire village fleet.
- Collaborate with divisions on their needs and wants, taking into account new budgetary constraints and the effects of extending equipment lifecycles. Spec out and replace equipment as funding allows with Village Board approval of the Fleet Replacement fund.
- Another notable 2021 work plan item is listed in the Building Improvement Fund Budget. (Truck lift addition to supplement current maxed out drive on lift.)

Building Maintenance Division

- The 2021 Work Plan for the Building Maintenance Division includes continuation of excellent and reliable service from the Building Maintenance contractor.
- Staff plans to renew agreements with contracted mechanical, electrical and plumbing companies to ensure uninterrupted service and operations at all Village buildings.

- Staff plans to successfully complete all of the planned CIP Building Improvement Fund projects scheduled for 2021.
- Staff intends to play an integral part in the COVID-19 response should the need arise in early 2021.

Forestry Division

- Improve the quality of the urban forest and reduce resident request based work by continuing the three year pruning cycle that will include all trees over 2”.
- Maintain the Village urban forest in a safe, competent, and timely manner.
- Development of new Standard Operating Procedures for safe work practices.
- Provide cross training opportunities for Public Work’s employees in other divisions.
- Evaluate performance of both contractors and division staff for different types of work.
- Strive for continuous improvement to the Village owned landscapes in the business districts as well as other Village maintained landscape areas.
- Drafting of an Urban Forestry Management plan for the Village. This document will give readers an understanding of the current state of the Village’s Urban Forest; outline its needs and develop standard operating procedures in its maintenance. The document will help guide the Village’s forestry program in the future by identify short and long range action items and putting a value and cost on them.
- Development of a new parkway maintenance and installation ordinance with a focus on more native landscaping material.
- Continue to improve the species diversity of the Village urban forest with the removal of poor quality and dying trees and replacement with new improved cultivars and species procured through the Suburban Tree Consortium and a contract growing program.
- Improve the continued use of the Village’s online tree inventory by tracking all pruning work.
- Installation of a bioswale rain garden at the Public Works Facility with partial funding through an MWRD Grant.
- Continue the care and maintenance of bee hives at Village Hall and the Public Works Center.
- Seek Accreditation from Society of Municipal Arborists for our Forestry Program.
- See Accreditation as a Tree City USA from the Arbor Day Foundation.
- The hiring of a new Forestry Superintendent during Q1

VILLAGE OF OAK PARK
 FISCAL YEAR 2021 BUDGET
 GENERAL FUND - PUBLIC WORKS ENGINEERING

Fund	Dept	Program	Account	Description	Department	Description	2018 Actual	2019 Actual	Original 2020 Budget	Amended 2020 Budget	Year End Estimate	2021 Adopted Budget	2022 Forecasted Budget
1001	43700	101	510501	General Fund	DPW - Engineering	Regular Salaries	(91,940)	(95,818)	(100,172)	(100,172)	(100,172)	(80,134)	(82,538)
1001	43700	722	510501	General Fund	DPW - Engineering	Regular Salaries	(49,074)	(50,602)	(54,452)	(54,452)	(54,452)	(23,074)	(23,766)
1001	43700	723	510501	General Fund	DPW - Engineering	Regular Salaries	(114,474)	(117,361)	(135,685)	(135,685)	(120,000)	(89,510)	(92,195)
1001	43700	777	510501	General Fund	DPW - Engineering	Regular Salaries	(22,325)	(29,728)	(31,519)	(31,519)	(31,500)	(30,750)	(31,673)
1001	43700	101	510503	General Fund	DPW - Engineering	Overtime	-	(6)	-	-	-	-	-
1001	43700	101	510515	General Fund	DPW - Engineering	Comp Time	(354)	-	-	-	-	-	-
SUB-TOTAL PERSONAL SERVICES							(278,167)	(293,515)	(321,828)	(321,828)	(306,124)	(223,468)	(230,172)
1001	43700	101	510519	General Fund	DPW - Engineering	Vacation Time Payout	-	-	-	-	-	-	-
1001	43700	101	520520	General Fund	DPW - Engineering	Life Insurance Expense	(78)	(75)	(74)	(74)	(74)	(58)	-
1001	43700	722	520520	General Fund	DPW - Engineering	Life Insurance Expense	(49)	(49)	(47)	(47)	(47)	(19)	-
1001	43700	723	520520	General Fund	DPW - Engineering	Life Insurance Expense	(137)	(131)	(130)	(130)	(130)	(102)	-
1001	43700	777	520520	General Fund	DPW - Engineering	Life Insurance Expense	(36)	(44)	(47)	(47)	(47)	(47)	-
1001	43700	101	520521	General Fund	DPW - Engineering	Health Insurance Expense	(11,600)	(11,315)	(11,072)	(11,072)	(11,072)	(9,365)	(9,833)
1001	43700	722	520521	General Fund	DPW - Engineering	Health Insurance Expense	(5,583)	(5,445)	(5,328)	(5,328)	(5,328)	(2,768)	(2,906)
1001	43700	723	520521	General Fund	DPW - Engineering	Health Insurance Expense	(13,630)	(13,295)	(13,009)	(13,009)	(13,000)	(10,449)	(10,971)
1001	43700	777	520521	General Fund	DPW - Engineering	Health Insurance Expense	-	-	-	-	-	-	-
1001	43700	101	520522	General Fund	DPW - Engineering	Social Security Expense	(5,442)	(5,661)	(6,088)	(6,088)	(6,088)	(4,845)	(4,990)
1001	43700	722	520522	General Fund	DPW - Engineering	Social Security Expense	(2,877)	(2,978)	(3,553)	(3,553)	(3,353)	(1,623)	(1,672)
1001	43700	723	520522	General Fund	DPW - Engineering	Social Security Expense	(6,746)	(6,933)	(8,412)	(8,412)	(6,800)	(5,550)	(5,717)
1001	43700	777	520522	General Fund	DPW - Engineering	Social Security Expense	(1,379)	(1,864)	(1,954)	(1,954)	(1,954)	(1,906)	(1,963)
1001	43700	101	520523	General Fund	DPW - Engineering	Medicare Expense	(1,273)	(1,324)	(1,452)	(1,452)	(1,452)	(1,162)	(1,197)
1001	43700	722	520523	General Fund	DPW - Engineering	Medicare Expense	(673)	(696)	(790)	(790)	(790)	(335)	(345)
1001	43700	723	520523	General Fund	DPW - Engineering	Medicare Expense	(1,577)	(1,621)	(1,967)	(1,967)	(1,600)	(1,298)	(1,337)
1001	43700	777	520523	General Fund	DPW - Engineering	Medicare Expense	(323)	(436)	(457)	(457)	(457)	(446)	(459)
1001	43700	101	520527	General Fund	DPW - Engineering	IMRF Contributions	(8,529)	(5,856)	(8,288)	(8,288)	(8,288)	(6,073)	(6,255)
1001	43700	722	520527	General Fund	DPW - Engineering	IMRF Contributions	(4,845)	(3,279)	(4,797)	(4,797)	(4,797)	(1,924)	(1,982)
1001	43700	723	520527	General Fund	DPW - Engineering	IMRF Contributions	(11,305)	(7,605)	(11,954)	(11,954)	(11,000)	(7,465)	(7,689)
1001	43700	777	520527	General Fund	DPW - Engineering	IMRF Contributions	(2,170)	(1,993)	(2,777)	(2,777)	(2,777)	(2,565)	(2,642)
SUB-TOTAL FRINGE BENEFITS							(78,252)	(70,600)	(82,196)	(82,196)	(79,054)	(58,000)	(59,959)
1001	43700	723	530650	General Fund	DPW - Engineering	Conferences Training	(642)	(95)	(3,100)	(1,000)	(1,000)	(1,500)	(1,532)
1001	43700	101	530667	General Fund	DPW - Engineering	External Support	-	(101,263)	(151,650)	(151,650)	(151,650)	(151,650)	(154,835)
1001	43700	723	530667	General Fund	DPW - Engineering	External Support	(5,230)	(950)	(10,000)	-	-	(10,000)	(10,210)
SUB-TOTAL CONTRACTUAL SERVICES							(5,872)	(102,308)	(164,750)	(152,650)	(152,650)	(163,150)	(166,576)
1001	43700	722	550601	General Fund	DPW - Engineering	Printing	(275)	-	(250)	(250)	(250)	(250)	(255)
1001	43700	723	550602	General Fund	DPW - Engineering	Membership Dues	(620)	(620)	(895)	(365)	(365)	(375)	(383)
1001	43700	101	550603	General Fund	DPW - Engineering	Postage	(220)	(2,118)	(4,000)	(4,000)	(3,000)	(3,000)	(3,063)
1001	43700	421	550603	General Fund	DPW - Engineering	Postage	-	-	-	-	-	-	-
1001	43700	721	550603	General Fund	DPW - Engineering	Postage	-	-	-	-	-	-	-
1001	43700	722	550603	General Fund	DPW - Engineering	Postage	(150)	-	(150)	(150)	(150)	(150)	(153)
1001	43700	723	550603	General Fund	DPW - Engineering	Postage	(324)	(300)	(300)	(300)	(300)	(300)	(306)
1001	43700	723	550663	General Fund	DPW - Engineering	Software License Updates	(3,000)	(5,400)	(7,000)	(7,000)	(6,668)	(12,200)	(12,456)
1001	43700	101	550671	General Fund	DPW - Engineering	Office Machine Service	-	-	-	-	-	-	-
1001	43700	722	550671	General Fund	DPW - Engineering	Office Machine Service	-	-	-	-	-	-	-
1001	43700	101	560620	General Fund	DPW - Engineering	Office Supplies	(338)	(82)	(400)	(400)	(400)	(400)	(408)
1001	43700	722	560620	General Fund	DPW - Engineering	Office Supplies	(226)	-	(450)	(450)	(450)	(450)	(459)
1001	43700	101	560631	General Fund	DPW - Engineering	Operational Supplies	(100)	-	-	-	-	-	-
1001	43700	101	560730	General Fund	DPW - Engineering	Reference Material	-	(54)	-	-	-	-	-
1001	43700	723	560730	General Fund	DPW - Engineering	Reference Material	(180)	(156)	(500)	(500)	(200)	(500)	(511)
SUB-TOTAL MATERIALS & SUPPLIES							(5,433)	(8,730)	(13,945)	(13,415)	(11,783)	(17,625)	(17,995)
TOTAL EXPENDITURES							(367,724)	(475,153)	(582,719)	(570,089)	(549,611)	(462,243)	(474,702)

VILLAGE OF OAK PARK
 FISCAL YEAR 2021 BUDGET
 GENERAL FUND - PUBLIC WORKS ENGINEERING

<u>Fund</u>	<u>Dept</u>	<u>Program</u>	<u>Account</u>	<u>Description</u>	<u>Department</u>	<u>Description</u>	<u>2018</u> <u>Actual</u>	<u>2019</u> <u>Actual</u>	<u>Original</u> <u>2020</u> <u>Budget</u>	<u>Amended</u> <u>2020</u> <u>Budget</u>	<u>Year</u> <u>End</u> <u>Estimate</u>	2021 Adopted Budget	<u>2022</u> <u>Forecasted</u> <u>Budget</u>
-------------	-------------	----------------	----------------	--------------------	-------------------	--------------------	------------------------------	------------------------------	---	--	--	--	---

VILLAGE OF OAK PARK
FISCAL YEAR 2021 BUDGET
GENERAL FUND - PUBLIC WORKS ADMINISTRATION

Fund	Dept	Program	Account	Description	Department	Description	2018	2019	Original	Amended	Year	2021	2022
							Actual	Actual	2020 Budget	2020 Budget	End Estimate	Adopted Budget	Forecasted Budget
1001	43710	101	510501	General Fund	DPW - Administration	Regular Salaries	(347,216)	(391,132)	(471,358)	(471,358)	(410,000)	(471,671)	(485,821)
1001	43710	101	510503	General Fund	DPW - Administration	Overtime	(2,044)	(1,436)	(3,000)	(3,000)	(3,000)	(3,000)	-
1001	43710	101	510515	General Fund	DPW - Administration	Comp Time	(709)	(131)	-	-	-	-	-
SUB-TOTAL PERSONAL SERVICES							(349,968)	(392,699)	(474,358)	(474,358)	(413,000)	(474,671)	(485,821)
1001	43710	101	510506	General Fund	DPW - Administration	Equip Allow (Auto,Phone,Tools)	-	-	-	-	-	-	-
1001	43710	101	510509	General Fund	DPW - Administration	Comp Time Payout	(388)	-	-	-	-	-	-
1001	43710	101	520520	General Fund	DPW - Administration	Life Insurance Expense	(449)	(473)	(605)	(605)	(500)	(605)	(635)
1001	43710	101	520521	General Fund	DPW - Administration	Health Insurance Expense	(86,319)	(82,486)	(112,687)	(112,687)	(78,000)	(75,882)	(79,676)
1001	43710	101	520522	General Fund	DPW - Administration	Social Security Expense	(18,590)	(21,222)	(26,804)	(26,804)	(23,000)	(27,320)	(28,140)
1001	43710	101	520523	General Fund	DPW - Administration	Medicare Expense	(4,646)	(5,249)	(6,878)	(6,878)	(5,300)	(6,883)	(7,089)
1001	43710	101	520527	General Fund	DPW - Administration	IMRF Contributions	(33,714)	(24,332)	(41,791)	(41,791)	(35,000)	(39,588)	(40,776)
SUB-TOTAL FRINGE BENEFITS							(144,106)	(133,762)	(188,765)	(188,765)	(141,800)	(150,278)	(156,316)
1001	43710	101	530650	General Fund	DPW - Administration	Conferences Training	(1,315)	(6,497)	(6,000)	(2,000)	-	(2,000)	(2,042)
1001	43710	710	530650	General Fund	DPW - Administration	Conferences Training	-	(25)	(250)	-	-	(250)	(255)
1001	43710	101	530667	General Fund	DPW - Administration	External Support	-	-	-	-	-	-	-
1001	43710	101	540690	General Fund	DPW - Administration	Telecommunication Charges	(590)	(408)	(500)	(500)	(500)	(500)	(511)
SUB-TOTAL CONTRACTUAL SERVICES							(1,905)	(6,930)	(6,750)	(2,500)	(500)	(2,750)	(2,808)
1001	43710	101	550601	General Fund	DPW - Administration	Printing	-	(82)	(50)	(50)	-	-	-
1001	43710	101	550602	General Fund	DPW - Administration	Membership Dues	(1,900)	(2,150)	(2,150)	(2,000)	(2,000)	(2,000)	(2,042)
1001	43710	710	550602	General Fund	DPW - Administration	Membership Dues	-	(495)	(495)	(495)	-	-	-
1001	43710	101	550603	General Fund	DPW - Administration	Postage	(1,269)	(1,480)	(1,500)	(1,500)	(1,500)	(1,500)	(1,532)
1001	43710	101	550652	General Fund	DPW - Administration	Legal Postings and Doc. Fees	(1,442)	(2,483)	(2,500)	(2,500)	(2,500)	(2,500)	(2,553)
1001	43710	101	550671	General Fund	DPW - Administration	Office Machine Service	(1,215)	(1,620)	(3,000)	(3,000)	(2,000)	(3,000)	(3,063)
1001	43710	101	560620	General Fund	DPW - Administration	Office Supplies	(2,889)	(2,656)	(4,000)	(4,000)	(4,000)	(4,000)	(4,084)
1001	43710	101	560625	General Fund	DPW - Administration	Clothing	(218)	(140)	(250)	(250)	(250)	(250)	(255)
1001	43710	101	560631	General Fund	DPW - Administration	Operational Supplies	(3,000)	(3,646)	(4,000)	(4,000)	(4,000)	(4,000)	(4,084)
1001	43710	710	560631	General Fund	DPW - Administration	Operational Supplies	(4,897)	(3,055)	(6,600)	(6,600)	(6,600)	(6,600)	(6,739)
SUB-TOTAL MATERIALS & SUPPLIES							(16,830)	(17,807)	(24,545)	(24,395)	(22,850)	(23,850)	(24,351)
TOTAL EXPENDITURES							(512,810)	(551,198)	(694,418)	(690,018)	(578,150)	(651,549)	(669,296)

VILLAGE OF OAK PARK
 FISCAL YEAR 2021 BUDGET
 GENERAL FUND - PUBLIC WORKS STREET LIGHTING

Fund	Dept	Program	Account	Description	Department	Description	2018 Actual	2019 Actual	Original 2020 Budget	Amended 2020 Budget	Year End Estimate	2021 Adopted Budget	2022 Forecasted Budget
1001	43720	101	510501	General Fund	DPW - Street Lighting	Regular Salaries	(21,001)	(24,385)	(24,726)	(24,726)	(24,726)	-	-
1001	43720	751	510501	General Fund	DPW - Street Lighting	Regular Salaries	(49,001)	(56,898)	(57,694)	(57,694)	(57,694)	-	-
1001	43720	752	510501	General Fund	DPW - Street Lighting	Regular Salaries	(42,000)	(48,770)	(49,452)	(49,452)	(49,452)	-	-
1001	43720	753	510501	General Fund	DPW - Street Lighting	Regular Salaries	(28,000)	(32,513)	(32,968)	(32,968)	(32,968)	-	-
1001	43720	101	510503	General Fund	DPW - Street Lighting	Overtime	(2,147)	(1,915)	(1,800)	(1,800)	(1,800)	-	-
1001	43720	751	510503	General Fund	DPW - Street Lighting	Overtime	(5,009)	(4,469)	(4,200)	(4,200)	(4,200)	-	-
1001	43720	752	510503	General Fund	DPW - Street Lighting	Overtime	(4,293)	(3,831)	(3,600)	(3,600)	(3,600)	-	-
1001	43720	753	510503	General Fund	DPW - Street Lighting	Overtime	(2,862)	(2,554)	(3,000)	(3,000)	(3,000)	-	-
SUB-TOTAL PERSONAL SERVICES							(154,312)	(175,335)	(177,440)	(177,440)	(177,440)	-	-
1001	43720	101	520515	General Fund	DPW - Street Lighting	Health Insurance Opt Out	(1,764)	-	-	-	-	-	-
1001	43720	753	510519	General Fund	DPW - Street Lighting	Vacation Time Payout	-	-	-	-	-	-	-
1001	43720	752	510519	General Fund	DPW - Street Lighting	Vacation Time Payout	-	-	-	-	-	-	-
1001	43720	101	510519	General Fund	DPW - Street Lighting	Vacation Time Payout	-	-	-	-	-	-	-
1001	43720	751	510519	General Fund	DPW - Street Lighting	Vacation Time Payout	-	-	-	-	-	-	-
1001	43720	101	520520	General Fund	DPW - Street Lighting	Life Insurance Expense	(26)	(28)	(28)	(28)	(28)	-	-
1001	43720	751	520520	General Fund	DPW - Street Lighting	Life Insurance Expense	(60)	(65)	(65)	(65)	(65)	-	-
1001	43720	752	520520	General Fund	DPW - Street Lighting	Life Insurance Expense	(52)	(56)	(56)	(56)	(56)	-	-
1001	43720	753	520520	General Fund	DPW - Street Lighting	Life Insurance Expense	(35)	(37)	(37)	(37)	(37)	-	-
1001	43720	101	520521	General Fund	DPW - Street Lighting	Health Insurance Expense	(3,747)	(3,655)	(3,577)	(3,577)	(3,577)	-	-
1001	43720	751	520521	General Fund	DPW - Street Lighting	Health Insurance Expense	(8,744)	(8,529)	(8,345)	(8,345)	(8,345)	-	-
1001	43720	752	520521	General Fund	DPW - Street Lighting	Health Insurance Expense	(7,495)	(7,310)	(7,153)	(7,153)	(7,153)	-	-
1001	43720	753	520521	General Fund	DPW - Street Lighting	Health Insurance Expense	(4,997)	(4,874)	(4,769)	(4,769)	(4,769)	-	-
1001	43720	101	520522	General Fund	DPW - Street Lighting	Social Security Expense	(1,472)	(1,616)	(1,645)	(1,645)	(1,645)	-	-
1001	43720	751	520522	General Fund	DPW - Street Lighting	Social Security Expense	(3,179)	(3,635)	(3,837)	(3,837)	(3,837)	-	-
1001	43720	752	520522	General Fund	DPW - Street Lighting	Social Security Expense	(2,725)	(3,116)	(3,289)	(3,289)	(3,289)	-	-
1001	43720	753	520522	General Fund	DPW - Street Lighting	Social Security Expense	(1,816)	(2,077)	(2,193)	(2,193)	(2,193)	-	-
1001	43720	101	520523	General Fund	DPW - Street Lighting	Medicare Expense	(344)	(377)	(385)	(385)	(385)	-	-
1001	43720	751	520523	General Fund	DPW - Street Lighting	Medicare Expense	(743)	(850)	(897)	(897)	(897)	-	-
1001	43720	752	520523	General Fund	DPW - Street Lighting	Medicare Expense	(637)	(729)	(769)	(769)	(769)	-	-
1001	43720	753	520523	General Fund	DPW - Street Lighting	Medicare Expense	(425)	(485)	(513)	(513)	(513)	-	-
1001	43720	101	520527	General Fund	DPW - Street Lighting	IMRF Contributions	(2,448)	(1,765)	(2,337)	(2,337)	(2,337)	-	-
1001	43720	751	520527	General Fund	DPW - Street Lighting	IMRF Contributions	(5,308)	(3,976)	(5,453)	(5,453)	(5,453)	-	-
1001	43720	752	520527	General Fund	DPW - Street Lighting	IMRF Contributions	(4,550)	(3,408)	(4,674)	(4,674)	(4,674)	-	-
1001	43720	753	520527	General Fund	DPW - Street Lighting	IMRF Contributions	(3,033)	(2,272)	(3,116)	(3,116)	(3,116)	-	-
SUB-TOTAL FRINGE BENEFITS							(53,600)	(48,860)	(53,138)	(53,138)	(53,138)	-	-
1001	43720	101	530650	General Fund	DPW - Street Lighting	Conferences Training	(3,359)	(2,310)	(3,500)	-	-	(2,500)	(2,553)
1001	43720	751	530660	General Fund	DPW - Street Lighting	General Contractuals	(20,978)	(13,099)	(45,000)	(45,000)	(45,000)	(45,000)	(45,945)
1001	43720	752	530660	General Fund	DPW - Street Lighting	General Contractuals	(3,908)	(29,660)	(10,000)	(10,000)	(10,000)	(10,000)	(10,210)
1001	43720	753	530660	General Fund	DPW - Street Lighting	General Contractuals	-	-	-	-	-	(160,000)	(163,360)
1001	43720	751	540692	General Fund	DPW - Street Lighting	Electricity	(107,742)	(100,894)	(110,000)	(110,000)	(110,000)	-	-
SUB-TOTAL CONTRACTUAL SERVICES							(135,986)	(145,963)	(168,500)	(165,000)	(165,000)	(217,500)	(222,068)
1001	43720	101	550602	General Fund	DPW - Street Lighting	Membership Dues	(180)	(200)	(200)	(200)	(170)	(200)	(204)
1001	43720	101	550632	General Fund	DPW - Street Lighting	Laundry Service	(215)	(200)	(300)	(300)	(4)	-	-
1001	43720	753	550671	General Fund	DPW - Street Lighting	Office Machine Service	(3,000)	(2,417)	(2,300)	(2,300)	(2,281)	(2,500)	(2,553)
1001	43720	752	550673	General Fund	DPW - Street Lighting	Repairs	-	(750)	(1,000)	(1,000)	(1,000)	(1,000)	(1,021)
1001	43720	753	550673	General Fund	DPW - Street Lighting	Repairs	(549)	(750)	(750)	(750)	(750)	(750)	(766)
1001	43720	101	560625	General Fund	DPW - Street Lighting	Clothing	(473)	(585)	(1,000)	(1,000)	(1,000)	(1,300)	(1,327)
1001	43720	751	560631	General Fund	DPW - Street Lighting	Operational Supplies	(708)	(750)	(750)	(750)	(750)	(750)	(766)
1001	43720	752	560631	General Fund	DPW - Street Lighting	Operational Supplies	(1,000)	(735)	(750)	(750)	(750)	(750)	(766)
1001	43720	753	560631	General Fund	DPW - Street Lighting	Operational Supplies	(4,121)	(699)	(750)	(750)	(750)	(5,750)	(5,871)
1001	43720	751	560633	General Fund	DPW - Street Lighting	Roadway Maintenance	(35,404)	(33,746)	(40,000)	(40,000)	(40,000)	(40,000)	(40,840)
1001	43720	752	560633	General Fund	DPW - Street Lighting	Roadway Maintenance	(4,705)	(9,739)	(10,000)	(10,000)	(10,000)	(10,000)	(10,210)

VILLAGE OF OAK PARK
 FISCAL YEAR 2021 BUDGET
 GENERAL FUND - PUBLIC WORKS STREET LIGHTING

<u>Fund</u>	<u>Dept</u>	<u>Program</u>	<u>Account</u>	<u>Description</u>	<u>Department</u>	<u>Description</u>	<u>2018 Actual</u>	<u>2019 Actual</u>	<u>Original 2020 Budget</u>	<u>Amended 2020 Budget</u>	<u>Year End Estimate</u>	<u>2021 Adopted Budget</u>	<u>2022 Forecasted Budget</u>
						SUB-TOTAL MATERIALS & SUPPLIES	(50,355)	(49,821)	(57,800)	(57,800)	(57,455)	(63,000)	(64,323)
1001	43720	751	570710	General Fund	DPW - Street Lighting	Equipment	-	-	-	-			-
						TOTAL EXPENDITURES	(394,253)	(419,979)	(456,878)	(453,378)	(453,033)	(280,500)	(286,391)

VILLAGE OF OAK PARK
 FISCAL YEAR 2021 BUDGET
 GENERAL FUND - PUBLIC WORKS STREET SERVICES

Fund	Dept	Program	Account	Description	Department	Description	2018	2019	Original	Amended	Year	2021	2022
							Actual	Actual	2020	2020	End	Adopted	Forecasted
							Budget	Budget	Budget	Budget	Estimate	Budget	Budget
1001	43740	101	510501	General Fund	DPW - Street Services	Regular Salaries	(174,844)	(174,433)	(183,795)	(183,795)	(183,795)	(180,680)	(186,100)
1001	43740	761	510501	General Fund	DPW - Street Services	Regular Salaries	(204,301)	(246,862)	(282,991)	(282,991)	(282,991)	-	-
1001	43740	764	510501	General Fund	DPW - Street Services	Regular Salaries	(145)	-	-	-	-	-	-
1001	43740	765	510501	General Fund	DPW - Street Services	Regular Salaries	(61,173)	(70,903)	(84,897)	(84,897)	(84,897)	(80,262)	(82,670)
1001	43740	766	510501	General Fund	DPW - Street Services	Regular Salaries	(81,563)	(94,537)	(113,196)	(113,196)	(113,196)	-	-
1001	43740	101	510503	General Fund	DPW - Street Services	Overtime	(5)	-	-	-	-	-	-
1001	43740	761	510503	General Fund	DPW - Street Services	Overtime	(9,657)	(11,003)	(20,000)	(20,000)	(10,000)	-	(20,000)
1001	43740	764	510503	General Fund	DPW - Street Services	Overtime	-	-	-	-	-	-	-
1001	43740	765	510503	General Fund	DPW - Street Services	Overtime	(134,678)	(132,195)	(140,000)	(100,000)	(100,000)	(140,000)	(140,000)
1001	43740	766	510503	General Fund	DPW - Street Services	Overtime	(3,863)	(4,401)	-	-	-	-	-
1001	43740	101	510518	General Fund	DPW - Street Services	Seasonal Employees	-	(5,269)	-	-	-	-	-
SUB-TOTAL PERSONAL SERVICES							(670,229)	(739,603)	(824,879)	(784,879)	(774,879)	(400,942)	(428,770)
1001	43740	101	510506	General Fund	DPW - Street Services	Equip Allow (Auto,Phone,Tools)	(505)	(505)	(550)	(550)	(550)	(550)	(550)
1001	43740	761	510519	General Fund	DPW - Street Services	Vacation Time Payout	(1,551)	(775)	-	-	-	-	-
1001	43740	101	520520	General Fund	DPW - Street Services	Life Insurance Expense	(196)	(187)	(186)	(186)	(186)	(186)	(186)
1001	43740	761	520520	General Fund	DPW - Street Services	Life Insurance Expense	(302)	(373)	(419)	(419)	(419)	-	-
1001	43740	764	520520	General Fund	DPW - Street Services	Life Insurance Expense	(1)	-	-	-	-	-	-
1001	43740	765	520520	General Fund	DPW - Street Services	Life Insurance Expense	(113)	(111)	(126)	(126)	(126)	(126)	(126)
1001	43740	766	520520	General Fund	DPW - Street Services	Life Insurance Expense	(121)	(149)	(167)	(167)	(167)	-	-
1001	43740	101	520521	General Fund	DPW - Street Services	Health Insurance Expense	(37,175)	(30,272)	(29,621)	(29,621)	(29,621)	(29,621)	(31,102)
1001	43740	761	520521	General Fund	DPW - Street Services	Health Insurance Expense	(55,926)	(67,210)	(86,007)	(86,007)	(76,000)	-	-
1001	43740	765	520521	General Fund	DPW - Street Services	Health Insurance Expense	(16,778)	(20,163)	(20,864)	(20,864)	(20,864)	(22,292)	(23,407)
1001	43740	766	520521	General Fund	DPW - Street Services	Health Insurance Expense	(22,371)	(26,884)	(27,818)	(27,818)	(27,818)	-	-
1001	43740	101	520522	General Fund	DPW - Street Services	Social Security Expense	(10,160)	(10,694)	(11,395)	(11,395)	(11,395)	(11,202)	(11,538)
1001	43740	761	520522	General Fund	DPW - Street Services	Social Security Expense	(12,512)	(15,063)	(18,165)	(18,165)	(18,165)	-	-
1001	43740	764	520522	General Fund	DPW - Street Services	Social Security Expense	(10)	-	-	-	-	-	-
1001	43740	765	520522	General Fund	DPW - Street Services	Social Security Expense	(11,382)	(11,877)	(13,944)	(13,944)	(13,944)	(4,976)	(5,125)
1001	43740	766	520522	General Fund	DPW - Street Services	Social Security Expense	(4,960)	(5,747)	(7,018)	(7,018)	(7,018)	-	-
1001	43740	101	520523	General Fund	DPW - Street Services	Medicare Expense	(2,376)	(2,501)	(2,665)	(2,665)	(2,665)	(2,620)	(2,699)
1001	43740	761	520523	General Fund	DPW - Street Services	Medicare Expense	(2,926)	(3,523)	(4,248)	(4,248)	(4,248)	-	-
1001	43740	764	520523	General Fund	DPW - Street Services	Medicare Expense	(2)	-	-	-	-	-	-
1001	43740	765	520523	General Fund	DPW - Street Services	Medicare Expense	(2,662)	(2,777)	(3,261)	(3,261)	(3,261)	(1,164)	(1,199)
1001	43740	766	520523	General Fund	DPW - Street Services	Medicare Expense	(1,160)	(1,344)	(1,641)	(1,641)	(1,641)	-	-
1001	43740	101	520527	General Fund	DPW - Street Services	IMRF Contributions	(16,782)	(11,303)	(15,656)	(15,656)	(15,656)	(14,459)	(14,893)
1001	43740	761	520527	General Fund	DPW - Street Services	IMRF Contributions	(21,243)	(16,784)	(25,812)	(25,812)	(25,812)	-	-
1001	43740	764	520527	General Fund	DPW - Street Services	IMRF Contributions	(16)	-	-	-	-	-	-
1001	43740	765	520527	General Fund	DPW - Street Services	IMRF Contributions	(19,035)	(13,161)	(19,813)	(19,813)	(19,813)	(6,694)	(6,895)
1001	43740	766	520527	General Fund	DPW - Street Services	IMRF Contributions	(8,444)	(6,411)	(9,973)	(9,973)	(9,973)	-	-
SUB-TOTAL FRINGE BENEFITS							(248,710)	(247,814)	(299,349)	(299,349)	(289,342)	(93,890)	(97,719)
1001	43740	101	530650	General Fund	DPW - Street Services	Conferences Training	(3,762)	(4,037)	(5,000)	-	(575)	(5,000)	(5,105)
1001	43740	761	530660	General Fund	DPW - Street Services	General Contractuals	(307,432)	(233,703)	(255,000)	(112,000)	(117,000)	(207,000)	(211,347)
1001	43740	765	530660	General Fund	DPW - Street Services	General Contractuals	-	-	-	-	-	-	-
1001	43740	761	530667	General Fund	DPW - Street Services	External Support	-	-	-	-	-	-	-
1001	43740	765	530667	General Fund	DPW - Street Services	External Support	(47,824)	(52,370)	(84,300)	(49,300)	(49,300)	(84,800)	(86,581)
SUB-TOTAL CONTRACTUAL SERVICES							(359,018)	(290,110)	(344,300)	(161,300)	(166,875)	(296,800)	(303,033)
1001	43740	101	550602	General Fund	DPW - Street Services	Membership Dues	(200)	(190)	(200)	(200)	(170)	(200)	(204)
1001	43740	101	550632	General Fund	DPW - Street Services	Laundry Service	(1,932)	(1,925)	(2,500)	(2,500)	(2,500)	(2,500)	(2,553)
1001	43740	761	550673	General Fund	DPW - Street Services	Repairs	(223)	(388)	(1,000)	(1,000)	(1,000)	(1,000)	(1,021)
1001	43740	101	560620	General Fund	DPW - Street Services	Office Supplies	(128)	(200)	(200)	(200)	(200)	(200)	(204)
1001	43740	101	560625	General Fund	DPW - Street Services	Clothing	(2,500)	(2,380)	(3,000)	(3,000)	(3,000)	(3,000)	(3,063)
1001	43740	761	560631	General Fund	DPW - Street Services	Operational Supplies	(16,935)	(6,713)	(10,000)	(10,000)	(10,000)	(10,000)	(10,210)
1001	43740	765	560631	General Fund	DPW - Street Services	Operational Supplies	(1,786)	(1,395)	(2,000)	(2,000)	(2,000)	(2,000)	(2,042)

VILLAGE OF OAK PARK
 FISCAL YEAR 2021 BUDGET
 GENERAL FUND - PUBLIC WORKS STREET SERVICES

<u>Fund</u>	<u>Dept</u>	<u>Program</u>	<u>Account</u>	<u>Description</u>	<u>Department</u>	<u>Description</u>	<u>2018</u> <u>Actual</u>	<u>2019</u> <u>Actual</u>	<u>Original</u> <u>2020</u> <u>Budget</u>	<u>Amended</u> <u>2020</u> <u>Budget</u>	<u>Year</u> <u>End</u> <u>Estimate</u>	<u>2021</u> <u>Adopted</u> <u>Budget</u>	<u>2022</u> <u>Forecasted</u> <u>Budget</u>
1001	43740	761	560633	General Fund	DPW - Street Services	Roadway Maintenance	(38,148)	(31,242)	(53,500)	(108,500)	(108,500)	-	-
1001	43740	765	560633	General Fund	DPW - Street Services	Roadway Maintenance	(140,564)	(187,809)	(341,000)	(249,000)	(249,000)	-	-
1001	43740	761	560634	General Fund	DPW - Street Services	Sign Replacement	(45,529)	(41,080)	(50,000)	(40,000)	(40,000)	(50,000)	(51,050)
1001	43740	761	570710	General Fund	DPW - Street Services	Equipment	-	-	(2,600)	(2,600)	-	(2,600)	(2,655)
SUB-TOTAL MATERIALS & SUPPLIES							(247,946)	(273,322)	(466,000)	(419,000)	(416,370)	(71,500)	(73,002)
TOTAL EXPENDITURES							(1,525,903)	(1,550,849)	(1,934,528)	(1,664,528)	(1,647,466)	(863,132)	(902,524)

VILLAGE OF OAK PARK
 FISCAL YEAR 2021 BUDGET
 GENERAL FUND - PUBLIC WORKS BUILDING MAINTENANCE

							2018	2019	Original	Amended	Year	2021	2022
							Actual	Actual	2020	2020	End	Adopted	Forecasted
Fund	Dept	Program	Account	Description	Department	Description			Budget	Budget	Estimate	Budget	Budget
1001	43790	101	510501	General Fund	DPW - Building Maintenance	Regular Salaries	(159,414)	(164,310)	(167,595)	(167,595)	(167,595)	(163,507)	(168,412)
1001	43790	101	510503	General Fund	DPW - Building Maintenance	Overtime	-	-	-	-	-	-	-
SUB-TOTAL PERSONAL SERVICES							(159,414)	(164,310)	(167,595)	(167,595)	(167,595)	(163,507)	(168,412)
1001	43790	101	520520	General Fund	DPW - Building Maintenance	Life Insurance Expense	(196)	(187)	(186)	(186)	(186)	(186)	
1001	43790	101	520521	General Fund	DPW - Building Maintenance	Health Insurance Expense	(42,330)	(41,289)	(40,401)	(40,401)	(40,401)	(40,401)	(42,421)
1001	43790	101	520522	General Fund	DPW - Building Maintenance	Social Security Expense	(8,955)	(9,247)	(10,391)	(10,391)	(10,391)	(10,137)	(10,441)
1001	43790	101	520523	General Fund	DPW - Building Maintenance	Medicare Expense	(2,094)	(2,163)	(2,430)	(2,430)	(2,430)	(2,371)	(2,442)
1001	43790	101	520527	General Fund	DPW - Building Maintenance	IMRF Contributions	(15,740)	(10,647)	(14,765)	(14,765)	(14,765)	(13,637)	(14,046)
SUB-TOTAL FRINGE BENEFITS							(69,316)	(63,533)	(68,173)	(68,173)	(68,173)	(66,732)	(69,350)
1001	43790	101	530650	General Fund	DPW - Building Maintenance	Conferences Training	(328)	(895)	(500)	-	-	(500)	(511)
1001	43790	711	530660	General Fund	DPW - Building Maintenance	General Contractuals	(236,199)	(245,219)	(252,600)	(239,200)	(239,200)	(243,000)	(248,103)
1001	43790	712	530660	General Fund	DPW - Building Maintenance	General Contractuals	(64,672)	(21,479)	-	-	-	-	-
1001	43790	713	530660	General Fund	DPW - Building Maintenance	General Contractuals	(118,712)	(133,201)	(184,350)	(156,850)	(156,850)	(194,000)	(198,074)
1001	43790	714	530660	General Fund	DPW - Building Maintenance	General Contractuals	(12,911)	(23,641)	(26,750)	(26,250)	(26,250)	(24,110)	(24,616)
1001	43790	717	530660	General Fund	DPW - Building Maintenance	General Contractuals	(17,938)	(22,086)	(26,700)	(26,200)	(26,200)	(26,310)	(26,863)
1001	43790	101	540674	General Fund	DPW - Building Maintenance	Property Repair	(70,963)	(8,380)	-	-	-	-	-
1001	43790	711	540674	General Fund	DPW - Building Maintenance	Property Repair	(38,951)	(71,525)	(65,000)	(55,000)	(65,000)	(65,000)	(66,365)
1001	43790	712	540674	General Fund	DPW - Building Maintenance	Property Repair	(3,329)	(515)	-	-	-	-	-
1001	43790	713	540674	General Fund	DPW - Building Maintenance	Property Repair	(21,465)	(42,468)	(45,000)	(55,000)	(45,000)	(45,000)	(45,945)
1001	43790	714	540674	General Fund	DPW - Building Maintenance	Property Repair	(7,221)	(11,301)	(10,000)	(8,000)	(8,000)	(10,000)	(10,210)
1001	43790	717	540674	General Fund	DPW - Building Maintenance	Property Repair	(1,622)	(1,484)	(3,000)	(3,000)	(1,500)	(1,500)	(1,532)
1001	43790	711	540691	General Fund	DPW - Building Maintenance	Water Charges	(45,628)	(38,908)	(38,000)	(38,000)	(38,000)	(40,000)	(40,840)
1001	43790	713	540691	General Fund	DPW - Building Maintenance	Water Charges	(5,513)	(3,727)	(6,000)	(6,000)	(4,000)	(5,000)	(5,105)
1001	43790	714	540691	General Fund	DPW - Building Maintenance	Water Charges	(7,406)	(5,419)	(7,000)	(7,000)	(7,000)	(7,000)	(7,147)
1001	43790	717	540691	General Fund	DPW - Building Maintenance	Water Charges	(262)	(173)	(500)	(500)	(500)	(500)	(511)
1001	43790	713	540692	General Fund	DPW - Building Maintenance	Electricity	(119,727)	(136,629)	(135,000)	(135,000)	(135,000)	(135,000)	(137,835)
1001	43790	714	540692	General Fund	DPW - Building Maintenance	Electricity	(7,328)	(7,268)	(10,000)	(10,000)	(10,000)	(10,000)	(10,210)
1001	43790	717	540692	General Fund	DPW - Building Maintenance	Electricity	-	-	-	-	-	-	-
1001	43790	717	540693	General Fund	DPW - Building Maintenance	Natural Gas	(635)	(629)	(500)	(500)	(500)	(650)	(664)
SUB-TOTAL CONTRACTUAL SERVICES							(780,809)	(774,947)	(810,900)	(766,500)	(763,000)	(807,570)	(824,529)
1001	43790	101	560625	General Fund	DPW - Building Maintenance	Clothing	(192)	-	(300)	(300)	(300)	(300)	(306)
1001	43790	711	560627	General Fund	DPW - Building Maintenance	Building Materials	(32,336)	(24,067)	(40,000)	(40,000)	(60,000)	(40,000)	(40,840)
1001	43790	712	560627	General Fund	DPW - Building Maintenance	Building Materials	(196)	(207)	-	-	-	-	-
1001	43790	713	560627	General Fund	DPW - Building Maintenance	Building Materials	(17,234)	(13,052)	(25,000)	(25,000)	(25,000)	(35,000)	(35,735)
1001	43790	714	560627	General Fund	DPW - Building Maintenance	Building Materials	(523)	(255)	(2,500)	(2,500)	(2,500)	(2,500)	(2,553)
1001	43790	717	560627	General Fund	DPW - Building Maintenance	Building Materials	(242)	(245)	(500)	(500)	(500)	(500)	(511)
SUB-TOTAL MATERIALS & SUPPLIES							(50,723)	(37,826)	(68,300)	(68,300)	(88,300)	(78,300)	(79,944)
TOTAL EXPENDITURES							(1,060,261)	(1,040,616)	(1,114,968)	(1,070,568)	(1,087,068)	(1,116,109)	(1,142,236)

VILLAGE OF OAK PARK
 FISCAL YEAR 2021 BUDGET
 GENERAL FUND - PUBLIC WORKS FORESTRY

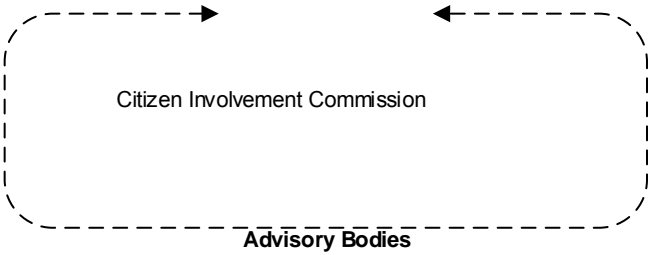
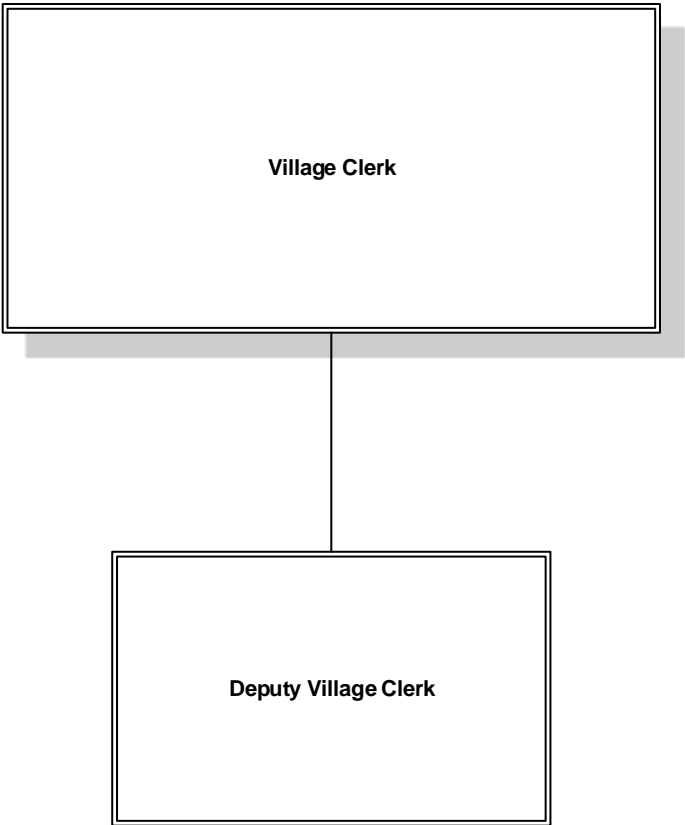
Fund	Dept	Program	Account	Description	Department	Description	2018	2019	Original	Amended	Year	2021	2022	
							Actual	Actual	2020 Budget	2020 Budget	End Estimate	Adopted Budget	Forecasted Budget	
1001	43800	101	510501	General Fund	DPW - Forestry	Regular Salaries	(139,161)	(136,929)	(160,569)	(160,569)	(90,000)	(157,991)	(147,667)	
1001	43800	741	510501	General Fund	DPW - Forestry	Regular Salaries	(168,629)	(98,565)	(114,206)	(114,206)	(100,000)	(111,296)	(111,296)	
1001	43800	101	510503	General Fund	DPW - Forestry	Overtime	(3,119)	(1,099)	(5,000)	(5,000)	(2,300)	(5,000)	(5,000)	
1001	43800	741	510503	General Fund	DPW - Forestry	Overtime	(1,780)	(642)	(5,000)	(5,000)	(5,000)	(10,000)	(10,000)	
1001	43800	101	510518	General Fund	DPW - Forestry	Seasonal Employees	-	(487)	(12,554)	(12,554)	-	-	-	
SUB-TOTAL PERSONAL SERVICES							(312,688)	(237,722)	(297,329)	(297,329)	(197,300)	(284,287)	(273,963)	
1001	43800	101	510506	General Fund	DPW - Forestry	Equip Allow (Auto,Phone,Tools)	(299)	-	-	-	-	-	-	
1001	43800	101	510519	General Fund	DPW - Forestry	Vacation Time Payout	(192)	(7,387)	-	-	-	-	-	
1001	43800	101	520520	General Fund	DPW - Forestry	Life Insurance Expense	(159)	(145)	(186)	(186)	(125)	(186)	(195)	
1001	43800	741	520520	General Fund	DPW - Forestry	Life Insurance Expense	(277)	(150)	(186)	(186)	(186)	(177)	(186)	
1001	43800	101	520521	General Fund	DPW - Forestry	Health Insurance Expense	(32,652)	(30,919)	(40,232)	(40,232)	(25,000)	(47,688)	(50,072)	
1001	43800	741	520521	General Fund	DPW - Forestry	Health Insurance Expense	(50,042)	(29,662)	(34,376)	(34,376)	(34,376)	(38,220)	(40,131)	
1001	43800	101	520522	General Fund	DPW - Forestry	Social Security Expense	(8,005)	(7,836)	(10,265)	(10,265)	(5,200)	(10,105)	(9,465)	
1001	43800	741	520522	General Fund	DPW - Forestry	Social Security Expense	(9,986)	(6,198)	(7,701)	(7,701)	(5,700)	(7,520)	(7,520)	
1001	43800	101	520523	General Fund	DPW - Forestry	Medicare Expense	(1,872)	(1,833)	(2,401)	(2,401)	(1,200)	(2,363)	(2,214)	
1001	43800	741	520523	General Fund	DPW - Forestry	Medicare Expense	(2,335)	(1,449)	(1,801)	(1,801)	(1,400)	(1,759)	(1,759)	
1001	43800	101	520527	General Fund	DPW - Forestry	IMRF Contributions	(13,033)	(7,909)	(13,513)	(13,513)	(8,000)	(12,374)	(12,732)	
1001	43800	741	520527	General Fund	DPW - Forestry	IMRF Contributions	(16,869)	(6,907)	(10,943)	(10,943)	(8,700)	(10,116)	(10,116)	
SUB-TOTAL FRINGE BENEFITS							(135,722)	(100,395)	(121,604)	(121,604)	(89,887)	(130,508)	(134,391)	
1001	43800	101	530650	General Fund	DPW - Forestry	Conferences Training	(3,554)	(4,377)	(5,675)	(2,800)	(2,800)	(3,000)	(3,063)	
1001	43800	742	530660	General Fund	DPW - Forestry	General Contractuals	(301,849)	(316,213)	(384,200)	(357,500)	(300,000)	(255,500)	(260,866)	
1001	43800	101	530667	General Fund	DPW - Forestry	External Support	(25,999)	(27,051)	(27,500)	(26,000)	(20,000)	(27,500)	(28,078)	
1001	43800	741	530667	General Fund	DPW - Forestry	External Support	(432,182)	(450,456)	(710,000)	(525,000)	(475,000)	(630,000)	(643,230)	
SUB-TOTAL CONTRACTUAL SERVICES							(763,585)	(798,097)	(1,127,375)	(911,300)	(797,800)	(916,000)	(935,236)	
1001	43800	101	540691	General Fund	DPW - Forestry	Water Charges	-	-	-	-	-	-	-	
1001	43800	742	540691	General Fund	DPW - Forestry	Water Charges	(5,594)	(8,077)	(6,000)	(6,000)	(4,000)	(4,000)	(4,084)	
1001	43800	101	540690	General Fund	DPW - Forestry	Telecommunication Charges	(281)	(28)	-	-	-	-	-	
1001	43800	101	550602	General Fund	DPW - Forestry	Membership Dues	(2,157)	(1,845)	(2,485)	(2,485)	(2,485)	(2,575)	(2,629)	
1001	43800	101	550603	General Fund	DPW - Forestry	Postage	(253)	(355)	(500)	(500)	(500)	(500)	(511)	
1001	43800	101	550632	General Fund	DPW - Forestry	Laundry Service	(1,137)	(1,497)	(1,500)	(1,500)	(1,200)	-	-	
1001	43800	101	550652	General Fund	DPW - Forestry	Legal Postings and Doc. Fees	(126)	(133)	(400)	(400)	(400)	(400)	(408)	
1001	43800	101	550663	General Fund	DPW - Forestry	Software License Updates	-	-	(180)	(180)	(180)	(180)	(184)	
1001	43800	741	550673	General Fund	DPW - Forestry	Repairs	-	-	-	-	-	-	-	
1001	43800	101	560625	General Fund	DPW - Forestry	Clothing	(545)	(1,088)	(1,250)	(1,250)	(1,250)	(3,000)	(3,063)	
1001	43800	101	560631	General Fund	DPW - Forestry	Operational Supplies	(8,146)	(11,804)	(15,000)	(12,000)	(12,000)	(10,000)	(10,210)	
1001	43800	742	560631	General Fund	DPW - Forestry	Operational Supplies	(1,866)	-	-	-	-	-	-	
1001	43800	741	560670	General Fund	DPW - Forestry	Equipment Rental	-	-	-	-	-	-	-	
SUB-TOTAL MATERIALS & SUPPLIES							(20,104)	(24,827)	(27,315)	(24,315)	(22,015)	(20,655)	(21,089)	
1001	43800	101	570720	General Fund	DPW - Forestry	Computer Equipment	-	-	-	-	-	-	-	
SUB-TOTAL CAPITAL OUTLAY							-	-	-	-	-	-	-	
TOTAL EXPENDITURES							(1,232,099)	(1,161,041)	(1,573,623)	(1,354,548)	(1,107,002)	(1,351,450)	(1,364,678)	1,351,450

VILLAGE OF OAK PARK
 FISCAL YEAR 2021 BUDGET
 GENERAL FUND - PUBLIC WORKS FLEET OPERATIONS

Fund	Dept	Program	Account	Description	Department	Description	2018	2019	Original	Amended	Year	2021	2022
							Actual	Actual	2020	2020	End	Adopted	Forecasted
							Budget	Budget	Budget	Budget	Estimate	Budget	Budget
1001	43900	101	510501	General Fund	DPW - Fleet Operations	Regular Salaries	(183,122)	(184,327)	(185,635)	(185,635)	(185,635)	(185,564)	(191,131)
1001	43900	731	510501	General Fund	DPW - Fleet Operations	Regular Salaries	(83,011)	(88,124)	(87,522)	(87,522)	(87,522)	(90,234)	(92,941)
1001	43900	732	510501	General Fund	DPW - Fleet Operations	Regular Salaries	(140,082)	(143,905)	(147,693)	(147,693)	(147,693)	(152,269)	(156,837)
1001	43900	733	510501	General Fund	DPW - Fleet Operations	Regular Salaries	(191,964)	(197,202)	(202,394)	(202,394)	(202,394)	(180,467)	(185,881)
1001	43900	734	510501	General Fund	DPW - Fleet Operations	Regular Salaries	(103,765)	(107,106)	(109,402)	(109,402)	(109,402)	(112,792)	(116,176)
1001	43900	101	510503	General Fund	DPW - Fleet Operations	Overtime	(1,708)	(1,580)	(5,000)	(5,000)	(500)	(10,000)	
1001	43900	731	510503	General Fund	DPW - Fleet Operations	Overtime	(294)	(428)	-	-	-	-	-
1001	43900	732	510503	General Fund	DPW - Fleet Operations	Overtime	(495)	(722)	-	-	-	-	-
1001	43900	733	510503	General Fund	DPW - Fleet Operations	Overtime	(679)	(990)	-	-	-	-	-
1001	43900	734	510503	General Fund	DPW - Fleet Operations	Overtime	(367)	(535)	-	-	-	-	-
1001	43900	731	510515	General Fund	DPW - Fleet Operations	Comp Time	(278)	-	-	-	-	-	-
1001	43900	732	510515	General Fund	DPW - Fleet Operations	Comp Time	(469)	(823)	-	-	-	-	-
1001	43900	733	510515	General Fund	DPW - Fleet Operations	Comp Time	(643)	(1,128)	-	-	-	-	-
1001	43900	734	510515	General Fund	DPW - Fleet Operations	Comp Time	(348)	(609)	-	-	-	-	-
1001	43900	101	510518	General Fund	DPW - Fleet Operations	Seasonal Employees	-	(3,175)	-	-	-	-	-
SUB-TOTAL PERSONAL SERVICES							(707,225)	(730,654)	(737,646)	(737,646)	(733,146)	(731,326)	(742,966)
1001	43900	101	510506	General Fund	DPW - Fleet Operations	Equip Allow (Auto,Phone,Tools)	(1,305)	(1,505)	(1,505)	(1,505)	(1,505)	-	-
1001	43900	731	510506	General Fund	DPW - Fleet Operations	Equip Allow (Auto,Phone,Tools)	(768)	(960)	(959)	(959)	(960)	(959)	(988)
1001	43900	732	510506	General Fund	DPW - Fleet Operations	Equip Allow (Auto,Phone,Tools)	(1,296)	(1,620)	(1,610)	(1,610)	(1,620)	(1,610)	(1,658)
1001	43900	733	510506	General Fund	DPW - Fleet Operations	Equip Allow (Auto,Phone,Tools)	(1,776)	(2,220)	(2,240)	(2,240)	(2,240)	(2,240)	(2,307)
1001	43900	734	510506	General Fund	DPW - Fleet Operations	Equip Allow (Auto,Phone,Tools)	(960)	(1,200)	(1,190)	(1,190)	(1,200)	-	-
1001	43900	731	520515	General Fund	DPW - Fleet Operations	Health Insurance Opt-Out	(43)	-	-	-	-	-	-
1001	43900	732	520515	General Fund	DPW - Fleet Operations	Health Insurance Opt-Out	-	-	-	-	-	-	-
1001	43900	733	520515	General Fund	DPW - Fleet Operations	Health Insurance Opt-Out	-	-	-	-	-	-	-
1001	43900	734	520515	General Fund	DPW - Fleet Operations	Health Insurance Opt-Out	-	-	-	-	-	-	-
1001	43900	101	520520	General Fund	DPW - Fleet Operations	Life Insurance Expense	(195)	(187)	(186)	(186)	(186)	(186)	(192)
1001	43900	731	520520	General Fund	DPW - Fleet Operations	Life Insurance Expense	(124)	(119)	(119)	(119)	(119)	(119)	(123)
1001	43900	732	520520	General Fund	DPW - Fleet Operations	Life Insurance Expense	(209)	(201)	(201)	(201)	(201)	(201)	(207)
1001	43900	733	520520	General Fund	DPW - Fleet Operations	Life Insurance Expense	(287)	(277)	(275)	(275)	(275)	(238)	(245)
1001	43900	734	520520	General Fund	DPW - Fleet Operations	Life Insurance Expense	(155)	(149)	(149)	(149)	(149)	(149)	(153)
1001	43900	101	520521	General Fund	DPW - Fleet Operations	Health Insurance Expense	(39,441)	(38,471)	(37,644)	(37,644)	(37,644)	(37,644)	(38,773)
1001	43900	731	520521	General Fund	DPW - Fleet Operations	Health Insurance Expense	(21,802)	(21,393)	(20,933)	(20,933)	(20,933)	(20,933)	(21,561)
1001	43900	732	520521	General Fund	DPW - Fleet Operations	Health Insurance Expense	(36,791)	(36,100)	(35,324)	(35,324)	(35,324)	(35,324)	(36,384)
1001	43900	733	520521	General Fund	DPW - Fleet Operations	Health Insurance Expense	(50,417)	(49,471)	(48,407)	(48,407)	(48,407)	(41,866)	(43,122)
1001	43900	734	520521	General Fund	DPW - Fleet Operations	Health Insurance Expense	(27,253)	(26,742)	(26,166)	(26,166)	(26,166)	(26,166)	(26,951)
1001	43900	101	520522	General Fund	DPW - Fleet Operations	Social Security Expense	(10,317)	(10,785)	(11,819)	(11,819)	(11,819)	(12,125)	(12,489)
1001	43900	731	520522	General Fund	DPW - Fleet Operations	Social Security Expense	(4,790)	(5,119)	(5,426)	(5,426)	(5,426)	(5,594)	(5,762)
1001	43900	732	520522	General Fund	DPW - Fleet Operations	Social Security Expense	(8,079)	(8,379)	(9,157)	(9,157)	(9,157)	(9,441)	(9,724)
1001	43900	733	520522	General Fund	DPW - Fleet Operations	Social Security Expense	(11,072)	(11,482)	(12,548)	(12,548)	(12,548)	(11,189)	(11,525)
1001	43900	734	520522	General Fund	DPW - Fleet Operations	Social Security Expense	(5,985)	(6,207)	(6,783)	(6,783)	(6,783)	(6,993)	(7,203)
1001	43900	101	520523	General Fund	DPW - Fleet Operations	Medicare Expense	(2,413)	(2,522)	(2,765)	(2,765)	(2,765)	(2,836)	(2,921)
1001	43900	731	520523	General Fund	DPW - Fleet Operations	Medicare Expense	(1,120)	(1,197)	(1,269)	(1,269)	(1,269)	(1,308)	(1,347)
1001	43900	732	520523	General Fund	DPW - Fleet Operations	Medicare Expense	(1,889)	(1,959)	(2,142)	(2,142)	(2,142)	(2,208)	(2,274)
1001	43900	733	520523	General Fund	DPW - Fleet Operations	Medicare Expense	(2,589)	(2,685)	(2,935)	(2,935)	(2,935)	(2,617)	(2,696)
1001	43900	734	520523	General Fund	DPW - Fleet Operations	Medicare Expense	(1,400)	(1,451)	(1,586)	(1,586)	(1,586)	(1,635)	(1,684)
1001	43900	101	520527	General Fund	DPW - Fleet Operations	IMRF Contributions	(17,827)	(12,046)	(16,795)	(16,795)	(16,795)	(16,310)	(16,799)
1001	43900	731	520527	General Fund	DPW - Fleet Operations	IMRF Contributions	(8,252)	(5,770)	(7,711)	(7,711)	(7,711)	(7,525)	(7,751)
1001	43900	732	520527	General Fund	DPW - Fleet Operations	IMRF Contributions	(13,918)	(9,425)	(13,012)	(13,012)	(13,012)	(12,699)	(13,080)
1001	43900	733	520527	General Fund	DPW - Fleet Operations	IMRF Contributions	(19,073)	(12,915)	(17,831)	(17,831)	(17,831)	(15,051)	(15,503)
1001	43900	734	520527	General Fund	DPW - Fleet Operations	IMRF Contributions	(10,310)	(6,981)	(9,638)	(9,638)	(9,638)	(9,407)	(9,689)
SUB-TOTAL FRINGE BENEFITS							(301,858)	(279,538)	(298,325)	(298,325)	(298,346)	(284,573)	(293,110)
1001	43900	101	530650	General Fund	DPW - Fleet Operations	Conferences Training	(9,251)	(8,074)	(9,420)	(4,510)	(3,000)	(5,000)	(5,105)
1001	43900	101	530667	General Fund	DPW - Fleet Operations	External Support	-	(750)	(1,700)	(1,700)	(1,700)	(1,950)	(1,991)

VILLAGE OF OAK PARK
 FISCAL YEAR 2021 BUDGET
 GENERAL FUND - PUBLIC WORKS FLEET OPERATIONS

Fund	Dept	Program	Account	Description	Department	Description	2018	2019	Original	Amended	Year	2021	2022
							Actual	Actual	2020	2020	End	Adopted	Forecasted
							Budget	Budget	Budget	Budget	Estimate	Budget	Budget
1001	43900	731	530667	General Fund	DPW - Fleet Operations	External Support	(13,830)	(12,416)	(15,000)	(44,268)	(44,268)	(15,000)	(15,315)
1001	43900	732	530667	General Fund	DPW - Fleet Operations	External Support	(14,530)	(23,076)	(20,000)	(20,000)	(20,000)	(30,000)	(30,630)
1001	43900	733	530667	General Fund	DPW - Fleet Operations	External Support	(24,808)	(13,858)	(50,000)	(50,000)	(50,000)	(30,000)	(30,630)
1001	43900	734	530667	General Fund	DPW - Fleet Operations	External Support	(14,705)	(3,965)	(10,000)	(10,000)	(7,000)	(7,000)	(7,147)
SUB-TOTAL CONTRACTUAL SERVICES							(77,123)	(62,139)	(106,120)	(130,478)	(125,968)	(88,950)	(90,818)
1001	43900	733	540693	General Fund	DPW - Fleet Operations	Natural Gas	-	-	-	-	-	-	-
1001	43900	734	540693	General Fund	DPW - Fleet Operations	Natural Gas	-	-	-	-	-	-	-
1001	43900	101	550601	General Fund	DPW - Fleet Operations	Printing	-	(25)	-	-	-	-	-
1001	43900	101	550602	General Fund	DPW - Fleet Operations	Membership Dues	(1,861)	(2,638)	(2,888)	(2,888)	(2,888)	(2,842)	(2,902)
1001	43900	101	550603	General Fund	DPW - Fleet Operations	Postage	(992)	(1,033)	(1,100)	(1,100)	(1,100)	(1,100)	(1,123)
1001	43900	101	550605	General Fund	DPW - Fleet Operations	Travel & Mileage Reimbursement	(80)	(180)	(200)	(200)	(200)	(200)	(204)
1001	43900	101	550632	General Fund	DPW - Fleet Operations	Laundry Service	(4,380)	(5,324)	(4,000)	(4,000)	(5,750)	(5,750)	(5,871)
1001	43900	101	550652	General Fund	DPW - Fleet Operations	Legal Postings and Doc. Fees	(112)	(142)	(300)	(300)	(300)	(300)	(306)
1001	43900	101	550671	General Fund	DPW - Fleet Operations	Office Machine Service	(451)	-	(1,000)	(1,000)	(750)	(1,000)	(1,021)
1001	43900	101	560620	General Fund	DPW - Fleet Operations	Office Supplies	(1,509)	(1,351)	(1,500)	(1,500)	(1,500)	(1,500)	(1,532)
1001	43900	101	560625	General Fund	DPW - Fleet Operations	Clothing	(1,337)	(1,974)	(1,500)	(1,500)	(1,500)	(1,500)	(1,532)
1001	43900	713	560627	General Fund	DPW - Fleet Operations	Building Materials	-	-	-	-	-	-	-
1001	43900	101	560631	General Fund	DPW - Fleet Operations	Operational Supplies	(14,824)	(16,984)	(17,200)	(17,200)	(17,200)	(17,000)	(17,357)
1001	43900	731	560636	General Fund	DPW - Fleet Operations	Fuel	(36,340)	(31,493)	(40,000)	(34,000)	(34,000)	(32,000)	(32,672)
1001	43900	732	560636	General Fund	DPW - Fleet Operations	Fuel	(145,848)	(147,057)	(150,000)	(128,000)	(128,000)	(150,000)	(153,150)
1001	43900	733	560636	General Fund	DPW - Fleet Operations	Fuel	(71,070)	(80,688)	(75,000)	(64,500)	(64,500)	(75,000)	(76,575)
1001	43900	734	560636	General Fund	DPW - Fleet Operations	Fuel	(70,354)	(80,566)	(80,000)	(68,500)	(65,000)	(84,000)	(85,764)
1001	43900	101	560637	General Fund	DPW - Fleet Operations	Vehicle Equipment Parts	-	-	-	-	-	-	-
1001	43900	731	560637	General Fund	DPW - Fleet Operations	Vehicle Equipment Parts	(42,126)	(28,025)	(35,000)	(29,750)	(29,750)	(33,000)	(33,693)
1001	43900	732	560637	General Fund	DPW - Fleet Operations	Vehicle Equipment Parts	(63,302)	(50,609)	(75,000)	(63,100)	(63,100)	(60,000)	(61,260)
1001	43900	733	560637	General Fund	DPW - Fleet Operations	Vehicle Equipment Parts	(79,867)	(73,880)	(90,000)	(76,000)	(76,000)	(80,000)	(81,680)
1001	43900	734	560637	General Fund	DPW - Fleet Operations	Vehicle Equipment Parts	(21,236)	(17,793)	(25,000)	(21,150)	(21,150)	(25,000)	(25,525)
1001	43900	731	560644	General Fund	DPW - Fleet Operations	Lubricants	(2,429)	(2,416)	(3,500)	(3,500)	(2,500)	(3,000)	(3,063)
1001	43900	732	560644	General Fund	DPW - Fleet Operations	Lubricants	(1,805)	(1,766)	(3,500)	(3,500)	(2,500)	(3,000)	(3,063)
1001	43900	733	560644	General Fund	DPW - Fleet Operations	Lubricants	(2,418)	(2,108)	(3,500)	(3,500)	(2,500)	(3,000)	(3,063)
1001	43900	734	560644	General Fund	DPW - Fleet Operations	Lubricants	(2,396)	(2,108)	(2,500)	(2,500)	(2,000)	(2,500)	(2,553)
SUB-TOTAL MATERIALS & SUPPLIES							(564,736)	(548,160)	(612,688)	(527,688)	(522,188)	(581,692)	(593,908)
1001	43900	101	570720	General Fund	DPW - Fleet Operations	Computer Equipment	(23)	-	(2,500)	(2,500)	(2,500)	-	-
SUB-TOTAL CAPITAL OUTLAY							(23)	-	(2,500)	(2,500)	(2,500)	-	-
TOTAL EXPENDITURES							(1,650,965)	(1,620,491)	(1,757,279)	(1,696,637)	(1,682,148)	(1,686,541)	(1,720,801)



VILLAGE CLERK'S OFFICE

EXECUTIVE OVERVIEW

DEPARTMENTAL SUMMARY

The Office of the Village Clerk records the proceedings of all Village Board meetings, including committee and special meetings; maintains all official records of the Village Board (including minutes and ordinances), is the keeper of the Village Seal; and monitors Village compliance with the Open Meetings Act and Freedom of Information Act. The Village Clerk's office also serves as the local election authority and registrar for voters.

MISSION STATEMENT

Our Purpose is to keep official records in an independently managed and publicly accessible elected office.

Our Business is to provide meticulous and professional records management, and to facilitate public participation in open government.

Our Values are to provide gracious, diplomatic customer service, and serve with fairness and accuracy.

The statutory requirements of the Village Clerk's Office include:

- Attend all meetings of the Corporate Authorities (Village Board) and keep a full journal of its proceedings. 65 ILCS 5/3.1-35-90(a).
- Keep the corporate seal of the Village, and keep all books, records, ordinances, resolutions, and papers belonging to the Village, the custody and control of which are not given to other officers.
- Make preparations for and supervise all Village elections. 65 ILCS 5/1-1.8.
- Issue all notices under the Open Meetings Act, including the annual notice and notices of special meetings. 5 ILCS 120/2.02(a).
- Administer oaths. 65 ILCS 5/5-3-9.
- Administer the Freedom of Information Act and the Local Records Act, which provides for the preservation and destruction of public records. 5 ILCS 140/3.5; 50 ILCS 205/4.
- Manage all reports, filings, notices and publications made on behalf of the Village, including the filing of a certified copy of the tax levy ordinance, copies of annexation or disconnection ordinances, copies of subdivision plats and other documents with the county clerk and county recorder. 65 ILCS 5/5-3-2.
- Prepare a certification of the authenticity of the annual report and further attest that it was published or posted as required by state statute. 50 ILCS 305/1.
- Receive service of process in litigation filed against the Village. 735 ILCS 5/2-211.

Under the Village Code, Oak Park has designated the Village Clerk's Office to:

- Receive and maintain all disclosure statements for conflict of interest and code of ethics for elected and appointed officers of the Village.
- Work with the Citizen Involvement Commission in order to foster citizen participation on various boards, commissions, and committees of the Village.

2020 ACCOMPLISHMENTS

MINUTES, RECORDS AND TRANSCRIPTS

The Village Clerk's Office supplies minutes for all Village of Oak Park regular session Board meetings and for special Village Board meetings, executive sessions, and committee meetings. All minutes, records, resolutions, proclamations, ordinances, and contracts are maintained in the Village Clerk's Office.

ADVISORY BOARDS AND COMMISSIONS

The Village Clerk's Office maintains records for membership on 19 boards and commissions, appointments and reappointments of commissioners, maintains certification of the Open Meetings Act requirement, and serves as the staff liaison to the Citizen Involvement Commission. The Village Clerk's office and the Citizen Involvement Commission have increased citizen awareness of civic service, worked to engage and recruit from all sectors of the community, provide needed support and training to commissioners, and maintained a low vacancy rate on volunteer commissions.

LOCAL ELECTION OFFICIAL, OATH OF OFFICE, AND VOTER REGISTRATION

The Village Clerk's Office registered over 200 people to vote for the November election and responded to just as many inquiries for mail ballot information. The Village Clerk's Office works with the Village Manager's Office to plan for a safe environment for early voting. The first day of early voting for the November 2020 Presidential election served over 700 voters and 1651 mail ballots.

NOTARY SERVICES AND CUSTOMER SERVICE

The Village Clerk's Office averages providing free notary services to approximately 30 residents a month and assisting 200 members of the public with access to Village records and services.

2021 WORK PLAN

MINUTES, RECORDS AND TRANSCRIPTS

The Village Clerk's office will maintain and archive appropriately Village minutes, records and transcripts so that they are quickly and accurately accessible for review. In doing so, the Village Clerk's office will identify needed updates and improvements in current procedures. The Village Clerk's office will work with the Village Manager's Office in transferring information to Laserfiche records management software as needed.

FREEDOM OF INFORMATION ACT

The Village Clerk's office plans to implement procedure improvements, identified through a proper review, for processing of freedom of information requests. In addition, the Village Clerk's office plans to evaluate options for storing and making accessible results of freedom of information requests for public view.

ADVISORY BOARDS AND COMMISSIONS

The Village Clerk's office, with the Citizen Involvement Commission, will continue to increase citizen awareness of civic services, engage and recruit volunteers from all sectors of the community, and provide needed support and training for commissioners with a goal of filling all vacancies and maintaining an appropriate waitlist.

LOCAL ELECTION OFFICIAL, NOTARY SERVICES, AND VOTER REGISTRATION

The Village Clerk's office will work to increase voter turnout for municipal elections by increasing voter registration, spreading awareness of upcoming elections and volunteer opportunities, and responding to a community desire for transparency and understanding of how decisions are made in the Village of Oak Park.

The Village Clerk's office will continue to provide notary services and voter registration.

VILLAGE OF OAK PARK
 FISCAL YEAR 2021 BUDGET
 GENERAL FUND - VILLAGE CLERK'S OFFICE

<u>Fund</u>	<u>Dept</u>	<u>Program</u>	<u>Account</u>	<u>Description</u>	<u>Department</u>	<u>Description</u>	<u>2018</u> <u>Actual</u>	<u>2019</u> <u>Actual</u>	<u>Original</u> <u>2020</u> <u>Budget</u>	<u>Amended</u> <u>2020</u> <u>Budget</u>	<u>Year</u> <u>End</u> <u>Estimate</u>	<u>2021</u> <u>Adopted</u> <u>Budget</u>	<u>2022</u> <u>Forecasted</u> <u>Budget</u>
1001	41100	101	510501	General Fund	Village Clerk's Office (VCO)	Regular Salaries	(132,985)	(134,410)	(137,267)	(139,117)	(139,117)	(139,867)	(144,063)
						SUB-TOTAL PERSONAL SERVICES	(132,985)	(134,410)	(137,267)	(139,117)	(139,117)	(139,867)	(144,063)
1001	41100	101	520520	General Fund	Village Clerk's Office (VCO)	Life Insurance Expense	(196)	(187)	(186)	(186)	(186)	(186)	
1001	41100	101	520521	General Fund	Village Clerk's Office (VCO)	Health Insurance Expense	(31,272)	(30,737)	(29,847)	(32,882)	(32,882)	(40,401)	(42,421)
1001	41100	101	520522	General Fund	Village Clerk's Office (VCO)	Social Security Expense	(7,689)	(7,811)	(8,511)	(8,626)	(8,626)	(8,672)	(8,932)
1001	41100	101	520523	General Fund	Village Clerk's Office (VCO)	Medicare Expense	(1,798)	(1,827)	(1,990)	(2,020)	(2,020)	(2,028)	(2,089)
1001	41100	101	520527	General Fund	Village Clerk's Office (VCO)	IMRF Contributions	(13,133)	(8,710)	(12,093)	(12,258)	(12,258)	(11,665)	(12,015)
						SUB-TOTAL FRINGE BENEFITS	(54,088)	(49,272)	(52,627)	(55,972)	(55,972)	(62,952)	(65,457)
1001	41100	101	530650	General Fund	Village Clerk's Office (VCO)	Conferences Training	(730)	(1,305)	(1,500)	(1,500)	(200)	(1,200)	(1,225)
1001	41100	101	530658	General Fund	Village Clerk's Office (VCO)	Temporary Services	-	-	-	-	-	-	-
1001	41100	101	530667	General Fund	Village Clerk's Office (VCO)	External Support	(17,938)	(12,327)	(17,000)	(17,000)	(10,000)	(14,000)	(14,294)
						SUB-TOTAL CONTRACTUAL SERVICES	(18,668)	(13,632)	(18,500)	(18,500)	(10,200)	(15,200)	(15,519)
1001	41100	101	550601	General Fund	Village Clerk's Office (VCO)	Printing	(90)	-	(125)	(125)	(50)	(125)	(128)
1001	41100	101	550602	General Fund	Village Clerk's Office (VCO)	Membership Dues	(320)	(290)	(350)	(350)	(350)	(350)	(357)
1001	41100	101	550603	General Fund	Village Clerk's Office (VCO)	Postage	(152)	(60)	(175)	(175)	(75)	(75)	(77)
1001	41100	101	550604	General Fund	Village Clerk's Office (VCO)	Freight & Shipping Expense	-	-	-	-	-	-	-
1001	41100	101	550605	General Fund	Village Clerk's Office (VCO)	Travel & Mileage Reimbursement	(951)	(593)	(1,500)	(1,500)	(100)	(1,000)	(1,021)
1001	41100	101	550652	General Fund	Village Clerk's Office (VCO)	Legal Postings and Doc. Fees	-	-	(600)	(600)	(600)	(600)	(613)
1001	41100	101	560620	General Fund	Village Clerk's Office (VCO)	Office Supplies	(722)	(832)	(2,500)	(2,500)	(1,000)	(2,500)	(2,553)
1001	41100	113	560620	General Fund	Village Clerk's Office (VCO)	Office Supplies	-	-	-	-	-	-	-
						SUB-TOTAL MATERIALS & SUPPLIES	(2,235)	(1,775)	(5,250)	(5,250)	(2,175)	(4,650)	(4,748)
1001	41100	101	570711	General Fund	Village Clerk's Office (VCO)	Software	-	-	(17,000)	(11,805)	-	(17,000)	(17,357)
						SUB-TOTAL CAPITAL OUTLAY	-	-	(17,000)	(11,805)	-	(17,000)	(17,357)
						TOTAL EXPENDITURES	(207,976)	(199,089)	(230,644)	(230,644)	(207,464)	(239,669)	(247,144)

VILLAGE PRESIDENT & BOARD OF TRUSTEES

Pursuant to §2-2-4 of the Municipal Code the Village President and Board of Trustees via their legislative authority established under state law are elected by the citizens of Oak Park to establish the policies related to the operation of the Village Government. The Village President and Board of Trustees are responsible for the selection and employment of the Village Manager and annually establish the goals and vision for the organization and authorize the annual budget/appropriations document to support the implementation of these goals.

VILLAGE OF OAK PARK
 FISCAL YEAR 2021 BUDGET
 GENERAL FUND - BOARD OF TRUSTEES

<u>Fund</u>	<u>Dept</u>	<u>Program</u>	<u>Account</u>	<u>Description</u>	<u>Department</u>	<u>Description</u>	<u>2018</u> <u>Actual</u>	<u>2019</u> <u>Actual</u>	<u>Original</u> <u>2020</u> <u>Budget</u>	<u>Amended</u> <u>2020</u> <u>Budget</u>	<u>Year</u> <u>End</u> <u>Estimate</u>	<u>2021</u> <u>Adopted</u> <u>Budget</u>	<u>2022</u> <u>Forecasted</u> <u>Budget</u>
1001	41010	101	510501	General Fund	Board of Trustees	Regular Salaries	(92,052)	(107,545)	(115,200)	(115,200)	(115,200)	(115,200)	(118,656)
						SUB-TOTAL PERSONAL SERVICES	(92,052)	(107,545)	(115,200)	(115,200)	(115,200)	(115,200)	(118,656)
1001	41010	101	520520	General Fund	Board of Trustees	Life Insurance Expense	-	-	-	-	-	-	-
1001	41010	101	520522	General Fund	Board of Trustees	Social Security Expense	(4,245)	(6,002)	(7,142)	(7,142)	(7,142)	(7,142)	(7,356)
1001	41010	101	520523	General Fund	Board of Trustees	Medicare Expense	(993)	(1,404)	(1,670)	(1,670)	(1,670)	(1,670)	(1,720)
						SUB-TOTAL FRINGE BENEFITS	(5,237)	(7,406)	(8,812)	(8,812)	(8,812)	(8,812)	(9,076)
1001	41010	101	530650	General Fund	Board of Trustees	Conferences Training	(228)	(3,613)	(4,400)	(1,500)	(1,500)	(1,500)	(1,532)
						SUB-TOTAL CONTRACTUAL SERVICES	(228)	(3,613)	(4,400)	(1,500)	(1,500)	(1,500)	(1,532)
1001	41010	101	550601	General Fund	Board of Trustees	Printing	-	-	-	-	-	-	-
1001	41010	101	550602	General Fund	Board of Trustees	Membership Dues	(10,158)	(4,353)	(11,247)	(11,247)	(11,247)	(11,247)	(11,483)
1001	41010	101	550603	General Fund	Board of Trustees	Postage	(2)	(28)	(100)	(100)	(100)	(75)	(77)
1001	41010	101	550605	General Fund	Board of Trustees	Travel & Mileage Reimbursement	-	-	(100)	(100)	(100)	(50)	(51)
1001	41010	101	550606	General Fund	Board of Trustees	Books & Subscriptions	-	-	(200)	(200)	(100)	(200)	(204)
1001	41010	101	550656	General Fund	Board of Trustees	Miscellaneous Expense	(134)	-	(250)	(250)	(100)	(200)	(204)
1001	41010	101	560620	General Fund	Board of Trustees	Office Supplies	(217)	(1,223)	(1,500)	(1,500)	(500)	(6,500)	(6,637)
1001	41010	101	560631	General Fund	Board of Trustees	Operational Supplies	-	(235)	(1,000)	(1,000)	(500)	(1,000)	(1,021)
1001	41010	101	560638	General Fund	Board of Trustees	Special Events	(960)	(1,671)	(1,500)	(1,500)	(500)	(2,000)	(2,042)
1001	41010	101	560651	General Fund	Board of Trustees	Employee Awards Recognition	(48)	-	-	-	-	-	-
						SUB-TOTAL MATERIALS & SUPPLIES	(11,519)	(7,510)	(15,897)	(15,897)	(13,147)	(21,272)	(21,719)
						TOTAL EXPENDITURES	(109,035)	(126,074)	(144,309)	(141,409)	(138,659)	(146,784)	(150,983)

Special Revenue Funds

Special Revenue Funds are isolated from the general operations of the Village. These funds are for the financial management of Village services funded by revenues that have been earmarked for specific purposes. While the use of such revenues is sometimes guided by state and federal requirements, they can also be guided by policy directives from the Village Board of Trustees.

The Village maintains the following Special Revenue Funds:

- Bullet Proof Vest Grant Fund
- Community Development Block Grant (CDBG) Fund
- Community Development Block Grant Revolving Loan Fund
- Cook County Lead Hazard Prevention Grant Fund
- Earth Fest Fund
- Emergency Solutions Grant Fund
- Farmer's Market Fund
- Federal Recovered Drug Asset Forfeiture (RICO) Fund
- Foreign Fire Insurance Fund
- Health Grant Funds
- IL Department of Transportation Grant Fund
- Madison Street Tax Increment Financing District Fund
- Motor Fuel Tax Fund
- Special Services Area (SSA) #1 Fund
- Section 108 Loan Fund
- Special Services Area (SSA) #7
- Special Services Area (SSA) #8
- State Recovered Drug Asset Forfeiture (RICO) Fund
- Sustainability Fund
- Tobacco Enforcement Program Fund
- Travel, Training & Wellness Fund

Bullet Proof Vest Grant Fund

Fund Summary:

The Bullet Proof Vest Grant is a U.S. Department of Justice initiative designed to provide a critical resource to state and local law enforcement. The police department applies for the grant every year to purchase and replace sworn officers' bullet proof vests.

VILLAGE OF OAK PARK
 FISCAL YEAR 2021 BUDGET
 BULLET PROOF VEST GRANT FUND

<u>Fund</u>	<u>Dept</u>	<u>Program</u>	<u>Account</u>	<u>Description</u>	<u>Department</u>	<u>Description</u>	<u>2018 Actual</u>	<u>2019 Actual</u>	<u>Original 2020 Budget</u>	<u>Amended 2020 Budget</u>	<u>Year End Estimate</u>	<u>2021 Adopted Budget</u>	<u>2022 Forecasted Budget</u>
2200	42490	101	431400	Bullet Proof Vest Grant	POLICE - Grants	Grant Revenue	7,226	16,193	4,500	4,500	4,500	5,500	5,500
						SUB-TOTAL REVENUES	7,226	16,193	4,500	4,500	4,500	5,500	5,500
2200	42490	101	560625	Bullet Proof Vest Grant	POLICE - Grants	Clothing	(7,226)	(16,193)	(4,500)	(4,500)	(4,500)	(5,500)	(5,500)
						SUB-TOTAL EXPENDITURES	(7,226)	(16,193)	(4,500)	(4,500)	(4,500)	(5,500)	(5,500)
						NET SURPLUS/(DEFICIT)	-	-	-	-	-	-	-

Community Development Block Grant (CDBG)

Fund Summary

The Community Development Block Grant (CDBG) program is HUD's most important community development program and it is one of the most flexible programs provided to the Village by the federal government. This flexibility is designed to promote innovative programs in economically disadvantaged areas of the community.

The Emergency Solutions Grant (ESG) program is designed to identify sheltered and unsheltered homeless persons, as well as those at risk of homelessness, and provide the services necessary to help those people quickly regain stability in permanent housing after experiencing a housing crisis and/or homelessness.

VILLAGE OF OAK PARK
 FISCAL YEAR 2021 BUDGET
 COMMUNITY DEVELOPMENT BLOCK GRANT FUND

Fund	Dept	Program	Account	Description	Department	Description	2018	2019	Original	Amended	Year	2021	2022
							Actual	Actual	Budget	Budget	End	Adopted	Forecasted
2083	41300	101	441462	Community Dev Block Grant	DCS - Neig. Srv. - CDBG	Miscellaneous Revenue	-	18,790	-	-	-	-	-
2083	46201	101	431401	Community Dev Block Grant	DCS - Neig. Srv. - CDBG	Federal CARES Act Revenue	-	-	-	980,107	682,107	577,647	594,976
2083	46201	101	431400	Community Dev Block Grant	DCS - Neig. Srv. - CDBG	Grant Revenue	1,685,329	1,590,072	1,857,280	1,857,280	1,503,335	2,203,102	2,269,195
SUB-TOTAL REVENUE							1,685,329	1,608,862	1,857,280	2,837,387	2,185,442	2,780,749	2,864,171
2083	46201	101	510501	Community Dev Block Grant	DCS - Neig. Srv. - CDBG	Regular Salaries	(128,112)	(124,633)	(132,617)	(132,617)	(132,617)	(148,308)	(152,757)
2083	46201	101	510503	Community Dev Block Grant	DCS - Neig. Srv. - CDBG	Overtime	-	-	(125)	(125)	(125)	-	-
2083	46201	101	520520	Community Dev Block Grant	DCS - Neig. Srv. - CDBG	Life Insurance Expense	-	-	(177)	(177)	(177)	(186)	(192)
2083	46201	101	520521	Community Dev Block Grant	DCS - Neig. Srv. - CDBG	Health Insurance Expense	(30,616)	(29,328)	(28,518)	(28,518)	(28,518)	(37,134)	(38,248)
2083	46201	101	520522	Community Dev Block Grant	DCS - Neig. Srv. - CDBG	Social Security Expense	(7,907)	(7,628)	(8,222)	(8,222)	(8,222)	(9,055)	(9,327)
2083	46201	101	520523	Community Dev Block Grant	DCS - Neig. Srv. - CDBG	Medicare Expense	(1,849)	(1,784)	(1,924)	(1,924)	(1,924)	(2,117)	(2,181)
2083	46201	101	520527	Community Dev Block Grant	DCS - Neig. Srv. - CDBG	IMRF Contributions	(17,888)	(7,923)	(11,683)	(11,683)	(11,683)	(12,180)	(12,545)
2083	46201	101	530650	Community Dev Block Grant	DCS - Neig. Srv. - CDBG	Conferences Training	(4,367)	(5,137)	-	-	-	-	-
2083	46201	101	530675	Community Dev Block Grant	DCS - Neig. Srv. - CDBG	Bank Charges	-	(968)	(972)	(972)	(972)	(972)	(1,001)
2083	46201	101	550601	Community Dev Block Grant	DCS - Neig. Srv. - CDBG	Printing	(588)	-	-	-	-	-	-
2083	46201	101	550602	Community Dev Block Grant	DCS - Neig. Srv. - CDBG	Membership Dues	(550)	(550)	-	-	-	-	-
2083	46201	101	550603	Community Dev Block Grant	DCS - Neig. Srv. - CDBG	Postage	(336)	(70)	-	-	-	-	-
2083	46201	101	550605	Community Dev Block Grant	DCS - Neig. Srv. - CDBG	Travel & Mileage Reimbursement	(23)	(10)	-	-	-	-	-
2083	46201	101	550652	Community Dev Block Grant	DCS - Neig. Srv. - CDBG	Legal Postings and Doc. Fees	(819)	(1,428)	-	-	-	-	-
2083	46201	101	560620	Community Dev Block Grant	DCS - Neig. Srv. - CDBG	Office Supplies	(545)	(220)	-	-	-	-	-
2083	46201	101	583602	Community Dev Block Grant	DCS - Neig. Srv. - CDBG	Administration Village	-	-	(20,100)	(20,100)	(18,500)	(20,100)	(20,703)
2083	46201	101	583604	Community Dev Block Grant	DCS - Neig. Srv. - CDBG	African American Christian Foundation	(2,655)	(500)	-	(1,000)	(250)	(750)	(773)
2083	46201	101	583605	Community Dev Block Grant	DCS - Neig. Srv. - CDBG	Way Back Inn	(5,645)	(3,174)	(2,847)	(2,847)	(2,874)	(3,000)	(3,090)
2083	46201	101	583600	Community Dev Block Grant	DCS - Neig. Srv. - CDBG	Way Back Inn Facility Improvement	-	-	-	-	-	(6,740)	(6,942)
2083	46201	101	583608	Community Dev Block Grant	DCS - Neig. Srv. - CDBG	Housing Ctr Planning Support	(86,609)	(104,665)	(90,438)	(92,805)	(90,438)	(90,438)	(93,151)
2083	46201	101	583616	Community Dev Block Grant	DCS - Neig. Srv. - CDBG	Children's Clinic	(17,509)	(27,816)	(22,000)	(22,000)	(22,000)	(22,000)	(22,660)
2083	46201	101	583617	Community Dev Block Grant	DCS - Neig. Srv. - CDBG	Community Support Services	-	(8,202)	(6,500)	(7,204)	(6,500)	(7,500)	(7,725)
2083	46201	101	583619	Community Dev Block Grant	DCS - Neig. Srv. - CDBG	Day Nursery	-	-	(7,500)	(7,500)	(7,500)	(3,000)	(3,090)
2083	46201	101	583618	Community Dev Block Grant	DCS - Neig. Srv. - CDBG	OPRF Food Pantry (Beyond Hunger)	(17,887)	(16,711)	(16,631)	(16,631)	(16,631)	(22,000)	(22,660)
2083	46201	101	583621	Community Dev Block Grant	DCS - Neig. Srv. - CDBG	Thrive Counseling Center	-	-	(12,000)	(15,375)	(12,000)	(13,500)	(13,905)
2083	46201	101	583622	Community Dev Block Grant	DCS - Neig. Srv. - CDBG	Nami Metro Suburban	(9,844)	(13,908)	(11,000)	(11,000)	(11,000)	(11,000)	(11,330)
2083	46201	101	583624	Community Dev Block Grant	DCS - Neig. Srv. - CDBG	Oakleyden	-	(18,000)	(15,600)	(15,600)	(15,600)	-	-
2083	46201	101	583625	Community Dev Block Grant	DCS - Neig. Srv. - CDBG	Seguin	(20,300)	(22,000)	(24,400)	(32,400)	(24,400)	(32,000)	(32,960)
2083	46201	101	583626	Community Dev Block Grant	DCS - Neig. Srv. - CDBG	West Cook YMCA	(12,931)	(12,695)	(12,000)	(12,000)	(12,000)	(12,000)	(12,360)
2083	46201	101	583628	Community Dev Block Grant	DCS - Neig. Srv. - CDBG	Parenthesis-Mothering	(15,927)	(18,718)	(18,500)	(18,500)	(18,500)	(18,500)	(19,055)
2083	46201	101	583630	Community Dev Block Grant	DCS - Neig. Srv. - CDBG	VOP Health Department	(9,889)	(11,701)	(13,000)	(13,000)	(13,000)	(13,000)	(13,390)
2083	46201	101	583609	Community Dev Block Grant	DCS - Neig. Srv. - CDBG	CARES Housing Assistance	-	-	-	(400,000)	(200,000)	(200,000)	(206,000)
2083	46201	101	583610	Community Dev Block Grant	DCS - Neig. Srv. - CDBG	CARES Business Assistance	-	-	-	(550,000)	(300,000)	(250,000)	(257,500)
2083	46201	101	583611	Community Dev Block Grant	DCS - Neig. Srv. - CDBG	CARES Public Services Assistance	-	-	-	(162,107)	(112,107)	(50,000)	(51,500)
2083	46201	101	583629	Community Dev Block Grant	DCS - Neig. Srv. - CDBG	CARES Admin/Implementation	-	-	-	(147,000)	(70,000)	(77,647)	(79,976)
2083	46201	101	583635	Community Dev Block Grant	DCS - Neig. Srv. - CDBG	VOP Code Enforcement Prop Insp	(46,862)	(95,440)	(75,000)	(75,000)	(75,000)	(75,000)	(77,250)
2083	46201	101	583640	Community Dev Block Grant	DCS - Neig. Srv. - CDBG	Hephzibah	(15,222)	(16,553)	(16,000)	(16,000)	(16,000)	(16,000)	(16,480)
2083	46201	101	583651	Community Dev Block Grant	DCS - Neig. Srv. - CDBG	VOP Street & Sidewalks	(594,132)	(118,719)	(105,000)	(105,000)	(105,000)	(405,000)	(417,150)
2083	46201	101	583654	Community Dev Block Grant	DCS - Neig. Srv. - CDBG	VOP PW - Sidewalks II	-	-	-	-	-	-	-
2083	46201	101	583655	Community Dev Block Grant	DCS - Neig. Srv. - CDBG	Lead Water Private Service Replacement	-	-	(50,000)	(50,000)	(50,000)	(50,000)	(51,500)
2083	46201	101	583656	Community Dev Block Grant	DCS - Neig. Srv. - CDBG	VOP PW Infra - Sidewalks	(200,000)	(278,751)	(300,000)	(300,000)	(300,000)	(200,000)	(206,000)
2083	46201	101	583657	Community Dev Block Grant	DCS - Neig. Srv. - CDBG	VOP PW - Alley	(171,515)	(300,000)	(300,000)	(15,000)	-	(400,000)	(412,000)
2083	46201	101	583660	Community Dev Block Grant	DCS - Neig. Srv. - CDBG	Oak Park Housing Center	(56,569)	(75,305)	(73,000)	(73,142)	(73,000)	(73,000)	(75,190)
2083	46201	101	583676	Community Dev Block Grant	DCS - Neig. Srv. - CDBG	Housing Forward- Planning & Admin.	-	-	(11,000)	(13,750)	(11,000)	(11,000)	(11,330)
2083	46201	101	583678	Community Dev Block Grant	DCS - Neig. Srv. - CDBG	PADS-Employment Readiness	(12,184)	(12,274)	(10,000)	(12,500)	(10,000)	(10,000)	(10,300)
2083	46201	101	583680	Community Dev Block Grant	DCS - Neig. Srv. - CDBG	Pads Emergency Shelter	(17,678)	(15,410)	(13,000)	(17,500)	(13,000)	(30,000)	(30,900)
2083	46201	101	583681	Community Dev Block Grant	DCS - Neig. Srv. - CDBG	Sarahs Inn Emergency Shelter	(7,549)	(13,908)	(11,000)	(12,342)	(11,000)	(11,000)	(11,330)
2083	46201	101	583682	Community Dev Block Grant	DCS - Neig. Srv. - CDBG	OP Housing Authority	-	(119,954)	-	-	-	-	-

VILLAGE OF OAK PARK
 FISCAL YEAR 2021 BUDGET
 COMMUNITY DEVELOPMENT BLOCK GRANT FUND

<u>Fund</u>	<u>Dept</u>	<u>Program</u>	<u>Account</u>	<u>Description</u>	<u>Department</u>	<u>Description</u>	<u>2018</u>	<u>2019</u>	<u>Original</u>	<u>Amended</u>	<u>Year</u>	<u>2021</u>	<u>2022</u>
							<u>Actual</u>	<u>Actual</u>	<u>Budget</u>	<u>Budget</u>	<u>End</u>	<u>Adopted</u>	<u>Forecasted</u>
											<u>Estimate</u>	<u>Budget</u>	<u>Budget</u>
2083	46201	101	583697	Community Dev Block Grant	DCS - Neig. Srv. - CDBG	S108 Loan Consultant Fees	(4,200)	-	(52,622)	(52,622)	-	(52,622)	(54,201)
2083	46201	101	585611	Community Dev Block Grant	DCS - Neig. Srv. - CDBG	VOP HP SFR/SRR Imp. Housing Rehab Property Grants (Lead Hazard Red. Grant Prog.)	(89,327)	(68,501)	(85,894)	(85,894)	(85,894)	(85,900)	(88,477)
2083	46201	101	585612	Community Dev Block Grant	DCS - Neig. Srv. - CDBG	VOPHP Sg FamHousing Rehab Loan	(37,489)	(37,490)	(99,064)	(99,064)	(99,064)	(99,150)	(102,125)
2083	46206	101	585613	Community Dev Block Grant	DCS - Neig. Srv. - CDBG	VOP HP Small Rental Rehab	-	-	(108,000)	(108,000)	(108,000)	(108,000)	(111,240)
2083	46201	101	585617	Community Dev Block Grant	DCS - Neig. Srv. - CDBG	SUB-TOTAL EXPENDITURES	(39,810)	-	(90,946)	(90,946)	(90,946)	(90,950)	(93,679)
							(1,685,329)	(1,590,074)	(1,857,280)	(2,858,067)	(2,185,442)	(2,780,749)	(2,864,171)
NET SURPLUS/(DEFICIT)							-	18,788	-	(20,680)	-	-	-
Beginning Audited Fund Balance 1/1/20												-	
2020 Projected Surplus (Deficit)												-	
Ending Projected Fund Balance 12/31/20												-	
Estimated Fund Balance 1/1/21												-	
2021 Budgeted Surplus (Deficit)												-	
Ending Estimated Fund Balance 12/31/21												-	
Estimated Fund Balance 1/1/22												-	
2022 Budgeted Surplus (Deficit)												-	
Ending Estimated Fund Balance 12/31/22												-	

Community Development Revolving Loan Fund

Fund Summary

At present, funding for the single family rehab loan program is from the Village's Revolving Loan Fund. The Revolving Loan Fund consists of funds that were re-paid by prior homeowners. Additionally, we give homeowners with lead based paint hazards a grant using CDBG funds to correct such hazards.

VILLAGE OF OAK PARK
 FISCAL YEAR 2021 BUDGET
 COMMUNITY DEVELOPMENT LOAN FUND

<u>Fund</u>	<u>Dept</u>	<u>Program</u>	<u>Account</u>	<u>Description</u>	<u>Department</u>	<u>Description</u>	<u>2018</u>	<u>2019</u>	<u>Original</u>	<u>Amended</u>	<u>Year</u>	<u>2021</u>	<u>2022</u>
							<u>Actual</u>	<u>Actual</u>	<u>Budget</u>	<u>Budget</u>	<u>End</u>	<u>Adopted</u>	<u>Forecasted</u>
											<u>Estimate</u>	<u>Budget</u>	<u>Budget</u>
2020	46206	101	441462	Community Development Loan	DCS - Neighborhood Services	Miscellaneous Revenue	3,821	160	180,200	180,200	180,200	180,200	180,200
2020	46206	101	461450	Community Development Loan	DCS - Neighborhood Services	Loan Interest	6,769	123	-	-	-	-	-
2020	46206	101	461490	Community Development Loan	DCS - Neighborhood Services	Interest Revenue	983	142	-	-	-	-	-
SUB-TOTAL REVENUE							11,572	425	180,200	180,200	180,200	180,200	180,200
2020	46206	101	530675	Community Development Loan	DCS - Neighborhood Services	Bank Charges	(89)	(1,179)	(1,200)	(1,200)	(1,176)	(1,200)	(1,200)
2020	46206	101	585613	Community Development Loan	DCS - Neighborhood Services	Housing Rehab Property Loan	-	-	(179,000)	(179,000)	(19,130)	(175,000)	(175,000)
SUB-TOTAL EXPENDITURES							(89)	(1,179)	(180,200)	(180,200)	(20,306)	(176,200)	(176,200)
NET SURPLUS/(DEFICIT)							11,483	(754)	-	-	159,894	4,000	4,000

Beginning Audited Fund Balance 1/1/20	1,249,192
2020 Projected Surplus (Deficit)	159,894
Ending Projected Fund Balance 12/31/20	<u>1,409,086</u>

Estimated Fund Balance 1/1/21	1,409,086
2021 Budgeted Surplus (Deficit)	4,000
Ending Estimated Fund Balance 12/31/21	<u>1,413,086</u>

Estimated Fund Balance 1/1/22	1,413,086
2022 Budgeted Surplus (Deficit)	4,000
Ending Estimated Fund Balance 12/31/22	<u>1,417,086</u>

Cook County Lead Hazard Prevention Grant Fund

Fund Summary:

The Cook County Board of Commissioners authorized the creation of the Lead Poisoning Prevention Fund establishing a Lead Prevention Program. Funds from the Lead Prevention Program are utilized to award grants to provide for the provision of lead mitigation and abatement services to low income applicants. The Lead Prevention Program (LLP) Grant is administered by the Cook County Department of Public Health Lead Poisoning Prevention and Healthy Homes Unit (LPPHHU).

The Village of Oak Park is a LLP grant recipient for this program and is responsible for soliciting, receiving, maintaining and documenting its review of all applications for assistance through the LPP Grant Program. The program is limited to single family homes or single dwellings within a residential building and is further targeted towards persons at risk. Qualifying units must be owned by low income homeowners and be occupied by at least one pregnant woman or occupied by at least one child, six years or younger, who has tested positive for lead in their blood. Direct lead hazard control activities would be initiated by the Village that would consist of lead abatement or mitigation, lead risk assessments, occupant relocation, and clearance testing.

VILLAGE OF OAK PARK
 FISCAL YEAR 2021 BUDGET
 COOK COUNTY LEAD HAZARD PREVENTION GRANT

<u>Fund</u>	<u>Dept</u>	<u>Program</u>	<u>Account</u>	<u>Description</u>	<u>Department</u>	<u>Description</u>	<u>2018 Actual</u>	<u>2019 Actual</u>	<u>Original 2020 Budget</u>	<u>Amended 2020 Budget</u>	<u>Year End Estimate</u>	<u>2021 Adopted Budget</u>	<u>2022 Forecasted Budget</u>
2079	46206	101	441462	Cook County Lead Hazard Prevention DCS	DCS Neighborhood Services	Miscellaneous Revenue	-	64,100	80,000	80,000	80,000	80,000	80,000
						SUB-TOTAL REVENUES	-	64,100	80,000	80,000	80,000	80,000	80,000
2079	46206	101	585612	Cook County Lead Hazard Prevention DCS	DCS Neighborhood Services	Lead Hazard Control Grants	-	(64,100)	(80,000)	(80,000)	(80,000)	(80,000)	(80,000)
						SUB-TOTAL EXPENDITURES	-	(64,100)	(80,000)	(80,000)	(80,000)	(80,000)	(80,000)
						NET SURPLUS/(DEFICIT)	-	-	-	-	-	-	-

Beginning Audited Fund Balance 1/1/20	-
2020 Projected Surplus (Deficit)	-
Ending Projected Fund Balance 12/31/20	-
Estimated Fund Balance 1/1/21	-
2021 Budgeted Surplus (Deficit)	-
Ending Estimated Fund Balance 12/31/21	-
Estimated Fund Balance 1/1/22	-
2022 Budgeted Surplus (Deficit)	-
Ending Estimated Fund Balance 12/31/22	-

Earth Fest

Fund Summary:

The Village hosts an annual special event known as Earth Fest in April. It is held at the Public Works Center and is supported by sponsorships from various local companies and Keep IL Beautiful grant funds when available.

VILLAGE OF OAK PARK
 FISCAL YEAR 2021 BUDGET
 EARTH FEST FUND

<u>Fund</u>	<u>Dept</u>	<u>Program</u>	<u>Account</u>	<u>Description</u>	<u>Department</u>	<u>Description</u>	<u>2018 Actual</u>	<u>2019 Actual</u>	<u>Original 2020 Budget</u>	<u>Amended 2020 Budget</u>	<u>Year End Estimate</u>	<u>2021 Adopted Budget</u>	<u>2022 Forecasted Budget</u>
5057	43760	101	491499	Earth Fest	DPW - Environmental Services	Transfer from Other Funds	4,000	7,000	7,000	7,000	-	7,000	
5057	43760	780	441462	Earth Fest	DPW - Environmental Services	Miscellaneous Revenue	3,525	5,650	-	-	-		
SUB-TOTAL REVENUE							7,525	12,650	7,000	7,000	-	7,000	-
5057	43760	101	530667	Earth Fest	DPW - Environmental Services	External Support	(3,574)	(4,386)	(5,600)	(5,600)	-	(5,600)	
5057	43760	101	560620	Earth Fest	DPW - Environmental Services	Office Supplies	(268)	-	(400)	(400)	-	(400)	
5057	43760	101	560631	Earth Fest	DPW - Environmental Services	Operational Supplies	(887)	-	(1,000)	(1,000)	-	(1,000)	
SUB-TOTAL EXPENDITURES							(4,730)	(4,386)	(7,000)	(7,000)	-	(7,000)	-
NET SURPLUS/(DEFICIT)							2,795	8,264	-	-	-	-	-

Beginning Audited Fund Balance 1/1/20	10,170	
2020 Projected Surplus (Deficit)	-	
Ending Projected Fund Balance 12/31/20	10,170	
Estimated Fund Balance 1/1/21	10,170	
2021 Budgeted Surplus (Deficit)	-	
Ending Estimated Fund Balance 12/31/21	10,170	
Estimated Fund Balance 1/1/22		10,170
2022 Budgeted Surplus (Deficit)		-
Ending Estimated Fund Balance 12/31/22		10,170

Emergency Solutions Grant Program

Fund Summary:

The Emergency Solutions Grant (ESG) Program is the first step in a continuum of assistance to prevent homelessness and help homeless persons move toward independent living. The ESG Program was originally established in 1986 to address the issue of homelessness in the United States. The Village receives ESG funds from the U.S. Department of Housing and Urban Development to assist persons experiencing homelessness and those at risk.

Village-funded non-profit agencies assist approximately 1,000 persons with ESG funds each program year. In addition to using a small amount of funds to administer the Oak Park ESG Program, the Village provides funds to non-profit agencies to operate the activities listed below.

- **Emergency Shelter** – Immediate temporary housing, along with the provision of case management and food for those experiencing a loss of housing.
- **Homelessness Prevention** - Assistance designed to reduce the number of people who become homeless for the first time, including financial assistance and services.
- **Rapid Re-Housing** - Rental assistance and supportive services to help an individual or family that is homeless move as quickly as possible into permanent housing and achieve stability in that housing.
- **Street Outreach** - Services necessary to reach out to unsheltered homeless individuals and families and connect them with emergency shelter, housing, and/or critical services and care.
- **Homeless Management and Information System (HMIS)** - A sophisticated database that measures the needs and characteristics of homeless persons, and reports on the specific assistance provided.

VILLAGE OF OAK PARK
 FISCAL YEAR 2021 BUDGET
 EMERGENCY SOLUTIONS GRANT FUND

<u>Fund</u>	<u>Dept</u>	<u>Program</u>	<u>Account</u>	<u>Description</u>	<u>Department</u>	<u>Description</u>	<u>2018</u> <u>Actual</u>	<u>2019</u> <u>Actual</u>	<u>Original</u> <u>2020</u> <u>Budget</u>	<u>Amended</u> <u>2020</u> <u>Budget</u>	<u>Year</u> <u>End</u> <u>Estimate</u>	<u>2021</u> <u>Adopted</u> <u>Budget</u>	<u>2022</u> <u>Forecasted</u> <u>Budget</u>
2080	46201	101	431481	Emergency Solutions Grant	DCS - Neig. Serv.	Emergency Solutions Grants	126,606	138,470	108,268	108,268	108,268	-	-
						SUB-TOTAL REVENUE	126,606	138,470	108,268	108,268	108,268	-	-
2080	46201	101	530675	Emergency Solutions Grant	DCS - Neig. Serv.	Bank Charges	-	(965)	(972)	(972)	(972)	-	-
2080	46201	101	583602	Emergency Solutions Grant	DCS - Neig. Serv.	Administration Village	(9,918)	(9,266)	(8,047)	(8,047)	(8,047)	-	-
2080	46201	101	583701	Emergency Solutions Grant	DCS - Neig. Serv.	ESG WS PADS - Rapid Rehousing	(48,613)	(33,524)	(31,500)	(34,700)	(38,200)	-	-
2080	46201	101	583702	Emergency Solutions Grant	DCS - Neig. Serv.	ESG WS PADS - Emergency Shelter	(22,118)	(45,423)	(24,375)	(21,175)	(17,675)	-	-
2080	46201	101	583704	Emergency Solutions Grant	DCS - Neig. Serv.	ESG WS PADS - Homeless Prev	(18,658)	(21,624)	(20,016)	(25,534)	(20,016)	-	-
2080	46201	101	583705	Emergency Solutions Grant	DCS - Neig. Serv.	ESG WS PADS - Street Outreach	(17,765)	(17,380)	(15,750)	(21,000)	(15,750)	-	-
2080	46201	101	583707	Emergency Solutions Grant	DCS - Neig. Serv.	ESG - HMIS	(9,534)	(10,287)	(7,608)	(7,608)	(7,608)	-	-
						SUB-TOTAL EXPENDITURES	(126,606)	(138,469)	(108,268)	(119,036)	(108,268)	-	-
						NET SURPLUS/(DEFICIT)	-	1	-	(10,768)	-	-	-
						Beginning Audited Fund Balance 1/1/20					-		
						2020 Projected Surplus (Deficit)					-		
						Ending Projected Fund Balance 12/31/20					-		
						Estimated Fund Balance 1/1/21					-		
						2021 Budgeted Surplus (Deficit)					-		
						Ending Estimated Fund Balance 12/31/21					-		
						Estimated Fund Balance 1/1/22					-		
						2022 Budgeted Surplus (Deficit)					-		
						Ending Estimated Fund Balance 12/31/22					-		

Farmer's Market

Fund Summary:

The Oak Park Farmers' Market offers high quality, locally grown produce. The Market offers a vision of stepping back to simpler times when produce could be purchased directly from farmers.

The Market is open every Saturday beginning the second to last Saturday of May through October. Market hours are 7 a.m. - 1 p.m. Pilgrim Church, right next door to where the market is held, offers fresh warm donuts, juice and coffee, with live bluegrass music nearby. The Oak Park Farmers' Market is located at 460 Lake St., just one block west of Ridgeland Avenue. The Farmers' Market Commission, which oversees the Oak Park Farmer's Market, is comprised of volunteers appointed by the Village Board to coordinate and promote outdoor food and produce marketing. The Commission's 11 members each serve three-year terms.

VILLAGE OF OAK PARK
 FISCAL YEAR 2021 BUDGET
 FARMERS MARKET FUND

<u>Fund</u>	<u>Dept</u>	<u>Program</u>	<u>Account</u>	<u>Description</u>	<u>Department</u>	<u>Description</u>	<u>2018</u> <u>Actual</u>	<u>2019</u> <u>Actual</u>	<u>Original</u> <u>2020</u> <u>Budget</u>	<u>Amended</u> <u>2020</u> <u>Budget</u>	<u>Year</u> <u>End</u> <u>Estimate</u>	<u>2021</u> <u>Adopted</u> <u>Budget</u>	<u>2022</u> <u>Forecasted</u> <u>Budget</u>
2027	43014	101	447465	Farmers Market Com	HEALTH - Farmer's Market	Farmers Market Seasonal Fees	20,050	19,837	24,000	24,000	17,500	38,167	38,452
2027	43014	101	447476	Farmers Market Com	HEALTH - Farmer's Market	Sale Of Market Merchandise	2,791	3,120	3,500	3,500	200	3,200	3,500
2027	43014	101	447478	Farmers Market Com	HEALTH - Farmer's Market	Corn Roast Revenue	1,512	1,381	2,000	2,000	-	1,500	2,000
SUB-TOTAL REVENUE							24,353	24,338	29,500	29,500	17,700	42,867	43,952
2027	43014	101	510501	Farmers Market Com	HEALTH - Farmer's Market	Regular Salaries	(4,870)	(22,548)	(24,813)	(24,813)	(24,813)	(24,813)	(25,557)
2027	43014	101	510503	Farmers Market Com	HEALTH - Farmer's Market	Overtime	-	-	(2,057)	(2,057)	(2,057)	(2,057)	(2,057)
2027	43014	101	520522	Farmers Market Com	HEALTH - Farmer's Market	Social Security Expense	(296)	(1,398)	(1,551)	(1,551)	(1,551)	(1,538)	(1,584)
2027	43014	101	520523	Farmers Market Com	HEALTH - Farmer's Market	Medicare Expense	(69)	(327)	(360)	(360)	(360)	(360)	(371)
2027	43014	101	520527	Farmers Market Com	HEALTH - Farmer's Market	IMRF Contributions	(61)	-	-	-	-	-	-
2027	43014	101	530667	Farmers Market Com	HEALTH - Farmer's Market	External Support	(18,623)	-	-	-	-	-	-
2027	43014	101	530675	Farmers Market Com	HEALTH - Farmer's Market	Bank Charges	(483)	(374)	(600)	(600)	(400)	(600)	(600)
2027	43014	101	530851	Farmers Market Com	HEALTH - Farmer's Market	Crossing Guard Sharing Program	(10,668)	(11,000)	(11,250)	(11,250)	-	-	-
2027	43014	101	540669	Farmers Market Com	HEALTH - Farmer's Market	Rent Expense	(5,019)	(5,095)	(5,171)	(5,171)	(5,171)	(5,249)	(5,359)
2027	43014	101	550601	Farmers Market Com	HEALTH - Farmer's Market	Printing	-	-	(300)	(300)	(300)	(300)	(306)
2027	43014	101	550603	Farmers Market Com	HEALTH - Farmer's Market	Postage	(6)	(27)	(50)	(50)	(50)	(50)	(51)
2027	43014	101	550605	Farmers Market Com	HEALTH - Farmer's Market	Travel & Mileage Reimbursement	-	(20)	(1,500)	(1,500)	-	(1,500)	(1,532)
2027	43014	101	560631	Farmers Market Com	HEALTH - Farmer's Market	Operational Supplies	(4,834)	(4,663)	(5,000)	(5,000)	(5,000)	(12,100)	(12,354)
2027	43014	101	560638	Farmers Market Com	HEALTH - Farmer's Market	Special Events	(855)	(778)	(900)	(900)	(900)	(900)	(919)
2027	43014	101	560639	Farmers Market Com	HEALTH - Farmer's Market	Advertising	(36)	(500)	(500)	(500)	(500)	(500)	(511)
SUB-TOTAL EXPENDITURES							(45,821)	(46,730)	(54,052)	(54,052)	(41,102)	(49,967)	(51,201)
NET SURPLUS/(DEFICIT)							(21,468)	(22,392)	(24,552)	(24,552)	(23,402)	(7,100)	(7,249)

Beginning Audited Fund Balance 1/1/20	(55,121)
2020 Projected Surplus (Deficit)	(23,402)
Ending Projected Fund Balance 12/31/20	<u>(78,523)</u>
Estimated Fund Balance 1/1/21	(78,523)
2021 Budgeted Surplus (Deficit)	(7,100)
Ending Estimated Fund Balance 12/31/21	<u>(85,623)</u>
Estimated Fund Balance 1/1/22	(85,623)
2022 Budgeted Surplus (Deficit)	(7,249)
Ending Estimated Fund Balance 12/31/22	<u>(92,872)</u>

Federal RICO Fund

Fund Summary:

The Federal Recovered Drug Asset Forfeiture Fund is a fund by which assets related to drug crimes can be seized by federal government. A percentage of those seized assets can then be turned over to the involved local enforcement agencies. Proceeds can only be used for law enforcement purposes and have been utilized in the past to purchase police vehicles and other crime fighting equipment.

VILLAGE OF OAK PARK
FISCAL YEAR 2021 BUDGET
FEDERAL RICO FUND

<u>Fund</u>	<u>Dept</u>	<u>Program</u>	<u>Account</u>	<u>Description</u>	<u>Department</u>	<u>Description</u>	<u>2018</u> <u>Actual</u>	<u>2019</u> <u>Actual</u>	<u>Original</u> <u>2020</u> <u>Budget</u>	<u>Amended</u> <u>2020</u> <u>Budget</u>	<u>Year</u> <u>End</u> <u>Estimate</u>	<u>2021</u> <u>Adopted</u> <u>Budget</u>	<u>2022</u> <u>Forecasted</u> <u>Budget</u>
2024	42480	101	441475	Federal RICO Forfeiture Fund	POLICE	Recovered Damages	-	-	25,000	25,000	25,000	25,000	25,000
2024	42480	101	452485	Federal RICO Forfeiture Fund	POLICE	Asset Seizures Forfeitures	328,646	134,714	100,000	100,000	80,000	100,000	100,000
2024	42480	101	462476	Federal RICO Forfeiture Fund	POLICE	Gain/Loss on Sale of Property	7,906	21,525	5,000	5,000	3,000	5,000	5,000
2024	41300	101	461490	Federal RICO Forfeiture Fund	POLICE	Interest Revenue	290	2,888	-	-	1,000	1,000	1,000
SUB-TOTAL REVENUE							336,843	159,127	130,000	130,000	109,000	131,000	131,000
2024	41300	101	530675	Federal RICO Forfeiture Fund	POLICE	Bank Charges	-	(1,383)	(1,380)	(1,380)	(1,380)	(1,380)	(1,380)
2024	42400	101	560655	Federal RICO Forfeiture Fund	POLICE	Reimbursements	(972)	-	-	-	-	-	-
2024	42480	101	550705	Federal RICO Forfeiture Fund	POLICE	Ammunition and Guns	(1,825)	(1,962)	(2,000)	(17,700)	(17,700)	(3,000)	(3,000)
2024	42480	101	560631	Federal RICO Forfeiture Fund	POLICE	Operational Supplies	-	-	-	-	-	(78,000)	-
2024	42480	101	560637	Federal RICO Forfeiture Fund	POLICE	Vehicle Equipment Parts	-	-	-	-	-	-	-
2024	42480	101	560652	Federal RICO Forfeiture Fund	POLICE	Employee Physicals	(3,841)	(5,281)	(4,500)	(4,500)	(557)	-	(1,000)
2024	42480	101	591832	Federal RICO Forfeiture Fund	POLICE	Transfer To Fleet Replacement	(190,000)	(229,559)	(214,000)	(73,876)	(75,876)	(277,500)	(100,000)
SUB-TOTAL EXPENDITURES							(196,637)	(238,185)	(221,880)	(97,456)	(95,513)	(359,880)	(105,380)
NET SURPLUS/(DEFICIT)							140,206	(79,058)	(91,880)	32,544	13,487	(228,880)	25,620
Beginning Audited Fund Balance 1/1/20												402,080	
2020 Projected Surplus (Deficit)												13,487	
Ending Projected Fund Balance 12/31/20												415,567	
Estimated Fund Balance 1/1/21												415,567	
2021 Budgeted Surplus (Deficit)												(228,880)	
Ending Estimated Fund Balance 12/31/21												186,687	
Estimated Fund Balance 1/1/22													186,687
2022 Budgeted Surplus (Deficit)													25,620
Ending Estimated Fund Balance 12/31/22													212,307

Foreign Fire Insurance Fund

Fund Summary:

The Foreign Fire Insurance program is comprised of a Board of Directors that is elected from the members of the Oak Park Fire Department. The mission of the Board is to receive and account for revenues from the tax issued on fire insurance policies sold by foreign (out of state) insurance companies, and to use such funds for the maintenance, use, and benefit of the Oak Park Fire Department.

VILLAGE OF OAK PARK
 FISCAL YEAR 2021 BUDGET
 FOREIGN FIRE INSURANCE FUND

<u>Fund</u>	<u>Dept</u>	<u>Program</u>	<u>Account</u>	<u>Description</u>	<u>Department</u>	<u>Description</u>	<u>2018</u> <u>Actual</u>	<u>2019</u> <u>Actual</u>	<u>Original</u> <u>2020</u> <u>Budget</u>	<u>Amended</u> <u>2020</u> <u>Budget</u>	<u>Year</u> <u>End</u> <u>Estimate</u>	<u>2021</u> <u>Adopted</u> <u>Budget</u>	<u>2022</u> <u>Forecasted</u> <u>Budget</u>
2014	42550	101	435481	Foreign Fire Insurance Fund	FIRE - Foreign Fire Insurance	Foreign Fire Insurance Allot	102,592	107,866	100,000	100,000	100,000	100,000	100,000
2014	41300	101	461490	Foreign Fire Insurance Fund	FIRE - Foreign Fire Insurance	Interest Revenue	21	1,716	-	-	500	500	500
SUB-TOTAL REVENUES							102,612	109,582	100,000	100,000	100,500	100,500	100,500
2014	41300	101	530675	Foreign Fire Insurance Fund	FIRE - Foreign Fire Insurance	Bank Charges	-	(1,383)	(1,380)	(1,380)	(1,380)	(1,380)	(1,380)
2014	42550	101	530660	Foreign Fire Insurance Fund	FIRE - Foreign Fire Insurance	General Contractuals	(6,495)	(6,899)	(10,000)	(10,000)	(10,000)	(10,000)	(10,000)
2014	42550	101	540689	Foreign Fire Insurance Fund	FIRE - Foreign Fire Insurance	Cable Television	(5,883)	(9,680)	(12,000)	(12,000)	(12,000)	(12,000)	(12,000)
2014	42550	101	570720	Foreign Fire Insurance Fund	FIRE - Foreign Fire Insurance	Computer Equipment	(631)	(39,279)	(50,000)	(50,000)	(50,000)	(50,000)	(50,000)
2014	42550	101	570725	Foreign Fire Insurance Fund	FIRE - Foreign Fire Insurance	Office Equipment	(34,725)	(47,052)	(50,000)	(50,000)	(50,000)	(50,000)	(50,000)
SUB-TOTAL EXPENDITURES							(47,734)	(104,293)	(123,380)	(123,380)	(123,380)	(123,380)	(123,380)
NET SURPLUS/(DEFICIT)							54,879	5,289	(23,380)	(23,380)	(22,880)	(22,880)	(22,880)
Beginning Audited Fund Balance 1/1/20												287,802	
2020 Projected Surplus (Deficit)												(22,880)	
Ending Projected Fund Balance 12/31/20												264,922	
Estimated Fund Balance 1/1/21												264,922	
2021 Budgeted Surplus (Deficit)												(22,880)	
Ending Estimated Fund Balance 12/31/21												242,042	
Estimated Fund Balance 1/1/22													242,042
2022 Budgeted Surplus (Deficit)													(22,880)
Ending Estimated Fund Balance 12/31/22													219,162

Health Grant Funds

Funds Summary:

The Oak Park Public Health Department is funded from a combination of sources including local fee-for-services, local tax support and **grant funding** from Federal, State, County and other not-for-profit grant sources. The Oak Park Public Health Department has been Illinois State Certified Public Health Department since 1948. Being a certified state health department makes the Health Department eligible to apply for various state grants only available to state certified health departments. The Health Department's 2021 budget includes \$740,835 in potential grant revenue from sixteen different grant programs. Of those sixteen (16) grants, eleven (11) grants have been awarded because the Health Department is a state certified health department.

1. Local Health Protection Grant: As a certified local health department, the Oak Park Health Department must implement a comprehensive program to control infectious diseases and a comprehensive food protection program. Each certified local health department must administer these health protection programs in accordance with the Local Health Protection Grant Code (77 Ill. Adm. Code 615).
2. Narcan Distribution Grant: IDPH monies to be used to support Narcan purchase for the Oak Park Police Department and/or Fire Department.
3. Body Art Grant: This Body Art Establishment and makes possible the inspection of businesses in Oak Park that provide body art services. Inspections are conducted as required by the Body Piercing Establishment Registration Act by trained local health department inspectors.
4. Lead Poisoning Prevention Grant: Provides funding to local health departments to carry out the provisions of the Lead Poisoning Prevention Act (410 ILCS 45/1) and Lead Poisoning Prevention Code (77 IAC, Part 845) through nursing case management and environmental inspection.
5. Vector Surveillance and Control Grant (IDPH & Cook County): Provides funding to local health departments for surveillance and prevention of West Nile virus, Zika and other mosquito-borne and vector-borne diseases (mosquitoes, ticks, rodents and other potential vectors of human disease, and conduct surveillance of animals that provide a reservoir for disease producing organisms) as described in the Vector Control Act (410 ILCS 95).
6. Illinois Tobacco-Free Communities Grant: The purpose of this grant is to provide funding to certified Illinois local health departments to implement strategies and activities for tobacco prevention and control within their jurisdictions. Under the Illinois Tobacco-Free Communities (ITFC) program, local tobacco prevention and control programs will implement science-based, policy-focused strategies aligned with State and national goals and objectives to 1) prevent tobacco use among youth; 2) promote tobacco use cessation among adults and youth; 3) eliminate exposure to secondhand smoke; and 4) identify and eliminate tobacco-related health disparities among specific population groups.

7. Public Health Emergency Preparedness Grant: The purpose of this grant is to fund eligible Illinois certified local health departments to assess, prioritize, build, and exercise the necessary resource elements, tasks, and functions of the Centers for Disease Control and Prevention's (CDC) 15 Public Health Emergency Preparedness (PHEP) Capabilities National Standards. These standards are intended to prepare the Village to prevent, mitigate, and recover from the top hazards to public health in its jurisdiction. This includes both specific mandated deliverables from the Scope of Work and Performance Measures selected during the application process, as well as various activities selected and prioritized by the applicant according to these instructions.
8. Community Readiness Initiative Grant: The purpose of the Cities Readiness Initiative Program is to provide funding to certain certified, local health departments located in federally-designated Metropolitan Statistical Areas (called MSAs) in Illinois, outside of the City of Chicago, to prepare for public health events involving the distribution and mass dispensing/ mass vaccination of emergency medical countermeasures. These jurisdictions in Illinois are as follows: Chicago MSA, Peoria MSA, and St. Louis MSA. The geographical boundaries of the Metropolitan Statistical Areas are as defined by the Federal Office of Management and Budget (OMB).
9. Medical Reserve Corp grant: This grant supports the operational needs of the Village's Medical Reserve Corp.
10. Family Case Management Grant: Family Case Management (FCM) is a statewide program that provides comprehensive service coordination to improve the health, social, educational, and developmental needs of pregnant women and infants from low-income families in the communities of Illinois (410 ILCS 212/15). Family Case Management (FCM) aims to "assess current needs within the State and provide goals and objectives for improving the health of mothers, children, and for reducing infant mortality" (Joint Committee on Administrative Rules, Section 630.20).
11. High Risk Infant Follow-up Grant: The Department of Human Services (DHS) Bureau of Maternal and Child Health (BMCH) aims to facilitate case management services to high risk infants and children ages 0-2 years old statewide with the goal of reducing infant mortality and morbidity rates at both the state and local level. Assistance in obtaining health and human services which promote healthy growth and development will be provided to low income high risk families as mandated in the Illinois Family Case Management Act through two programs listed in this Notice of funding opportunity. For the HRIF program Infants and children are referred to the high risk infant follow up program either through the Adverse Pregnancy Outcomes Reporting System (APORS) or based on assessments done in the Family Case Management program which determine that specific physical or social risks are present. The primary goals of HRIF are to:
 - Minimize disability in high risk infants by early identification of possible conditions requiring further evaluation, diagnosis, and treatment
 - Promote optimal growth and development of infants
 - Teach family to care for high risk infant
 - Decrease stress and potential for abuse

12. PHIMC HIV Grant: The purpose of this grant is to provide specific HIV prevention services to targeted populations of individuals living with or at high risk of HIV.
13. Shawnash Institute Grant: This grant provides funding to support the Farmers' Market's SNAP benefits Double Coupon program.
14. CDBG Farmers' Market Healthy Nutrition Incentives Program: This grant provides funding to support the Farmers' Market's SNAP benefits Double Coupon program.
15. Cook County West Nile: The purpose of this grant is to provide additional funding for control larval mosquitoes of the genus *Culex*, the primary vectors of WNV and SLE in suburban Cook County, CCDPH.
16. COVID-19 Contact Tracing Grant: This grant is a one-year grant agreement (June 1, 2020 – May 31, 2021) to support the Oak Park Health Department in conducting contact tracing programs. Contact tracing is a critical component of the COVID-19 pandemic response and a key strategy to preventing further spread of COVID-19. Contact tracing links to epidemiological case investigation, identifying, assessing and managing persons exposed to a positive COVID-19 case and connecting persons to resources to assist them during quarantine. To ensure contact tracing is a successful disease control measure, it is important local health departments have the capacity to appropriately implement program activities locally. The funding will support building capacity (competency, training, human resources for key roles identified, literacy and interpretation services), responding to outbreaks in congregate settings, facilities and community and performing necessary interventions (case investigation and contact tracing), collaborating and providing for resource coordination (food, housing, alternative housing, medicine, social services, etc.), having surge support for call centers and follow-up, promoting testing in vulnerable and health disparity populations, ensuring health equity and addressing community and regional network for successful sustainability of the local contact tracing program.

VILLAGE OF OAK PARK
FISCAL YEAR 2021 BUDGET
HEALTH GRANTS FUND

Fund	Dept	Program	Account	Description	Department	Description	2018	2019	Original	Amended	Year	2021	2022
							Actual	Actual	Budget	Budget	End	Adopted	Forecasted
2108	44560	101	431400	Cook County - WNV Grant FY 2017	HEALTH - Health Grants	Grant Revenue	-	9,187	21,000	21,000	9,187	12,000	12,000
2113	44560	101	431400	Cities Readiness Init 2011-12	HEALTH - Health Grants	Grant Revenue	-	-	-	-	-	-	-
2114	44560	101	431400	IDPH- Cities Readiness Init FY2018	HEALTH - Health Grants	Grant Revenue	42,114	41,835	50,100	50,100	44,314	47,100	47,100
2117	44560	101	431400	CDBG Farmer's Market Incen. FY 2018	HEALTH - Health Grants	Grant Revenue	9,865	11,701	15,000	15,000	13,000	15,000	15,000
2118	44560	101	431400	Shawnash Double Coupon FY18	HEALTH - Health Grants	Grant Revenue	8,364	8,963	18,000	18,000	9,500	18,000	18,000
2119	44560	101	431400	Exp. Station Link Up IL FY 2018	HEALTH - Health Grants	Grant Revenue	1,051	-	-	-	-	-	-
2124	44560	101	431400	Tattoo Facility 2012-13	HEALTH - Health Grants	Grant Revenue	-	8,250	7,000	7,000	3,830	6,250	6,250
2132	44560	101	431400	IDHS - Family Case Mgmt FY 2018	HEALTH - Health Grants	Grant Revenue	-	-	16,000	16,000	4,000	5,725	5,725
2134	44560	101	431400	Family Case Mgmt 2012-13	HEALTH - Health Grants	Grant Revenue	-	150	16,000	16,000	3,500	6,240	6,240
2137	44560	101	431400	PHIMC - Region 8 HIV Prev FY 2018	HEALTH - Health Grants	Grant Revenue	15,478	18,017	31,000	31,000	5,600	10,375	10,375
2151	44560	101	431400	COVID-19	HEALTH - Health Grants	Grant Revenue	-	-	-	518,483	518,483	417,091	417,091
2157	44560	101	431400	W Nile Virus Prevent 2016-17	HEALTH - Health Grants	Grant Revenue	-	-	-	-	-	-	-
2158	44560	101	431400	IDPH - Vector Surv. & Cntl. FY 2018	HEALTH - Health Grants	Grant Revenue	11,325	9,625	14,800	14,800	8,068	12,800	12,800
2162	44560	101	431400	Lead Poisoning 2011-12	HEALTH - Health Grants	Grant Revenue	-	-	-	-	-	-	-
2163	44560	101	431400	IDPH - Lead Case Mgmt. FY 2018	HEALTH - Health Grants	Grant Revenue	10,400	26,113	30,000	30,000	24,500	27,450	27,450
2173	44560	101	431400	Local Health Protect 2016-17	HEALTH - Health Grants	Grant Revenue	-	-	-	-	-	-	-
2174	44560	101	431400	IDPH - Local Health Protection FY2018	HEALTH - Health Grants	Grant Revenue	67,258	81,778	73,000	73,000	67,261	67,634	67,634
2175	44560	101	431400	IDPH - Medical Reserve Corp	HEALTH - Health Grants	Grant Revenue	140	-	10,893	10,893	2,000	10,893	10,893
2176	44560	101	431400	IDPH-Narcan	HEALTH - Health Grants	Grant Revenue	-	-	3,000	3,000	2,700	5,000	5,000
2183	44560	101	431400	Pub Hlth Emerg Prep 2016-17	HEALTH - Health Grants	Grant Revenue	-	-	-	-	-	-	-
2184	44560	101	431400	IDPH Pub Hlth Emrg Prep FY 2018	HEALTH - Health Grants	Grant Revenue	40,104	58,307	66,600	66,600	53,658	56,578	56,578
2188	44560	101	431400	Teen Preg Prevent 2016-17	HEALTH - Health Grants	Grant Revenue	-	-	-	-	-	-	-
2193	44560	101	431400	IDPH Tobacco Free 2016-17	HEALTH - Health Grants	Grant Revenue	-	-	-	-	-	-	-
2194	44560	101	431400	IDPH - IL Tobacco Free Comm FY 2018	HEALTH - Health Grants	Grant Revenue	15,349	23,567	25,950	25,950	19,600	22,700	22,700
2198	44560	101	431400	IDPH FY Body Art FY 2018	HEALTH - Health Grants	Grant Revenue	-	-	-	-	-	-	-
SUB TOTAL REVENUES							221,448	297,493	398,343	916,826	789,201	740,836	740,836
2108	44560	101	510501	Cook County - WNV Grant FY 2017	HEALTH - Health Grants	Regular Salaries	-	(5,251)	(17,000)	(17,000)	(9,187)	(10,000)	(10,000)
2108	44560	101	520999	Cook County - WNV Grant FY 2017	HEALTH - Health Grants	Grant Admin. - Benefits	-	(2,422)	-	-	-	-	-
2108	44560	101	560631	Cook County - WNV Grant FY 2017	HEALTH - Health Grants	Operational Supplies	-	(1,514)	(4,000)	(4,000)	-	(2,000)	(2,000)
2113	44560	101	510501	Cities Readiness Init 2011-12	HEALTH - Health Grants	Regular Salaries	-	-	-	-	-	-	-
2113	44560	101	520999	Cities Readiness Init 2011-12	HEALTH - Health Grants	Grant Admin. - Benefits	-	-	-	-	-	-	-
2114	44560	101	510501	IDPH- Cities Readiness Init FY2018	HEALTH - Health Grants	Regular Salaries	(36,757)	(36,275)	(42,000)	(42,000)	(40,144)	(42,000)	(42,000)
2114	44560	101	520999	IDPH- Cities Readiness Init FY2018	HEALTH - Health Grants	Grant Admin. - Benefits	(996)	(750)	-	-	-	-	-
2114	44560	101	520999	IDPH- Cities Readiness Init FY2019	HEALTH - Health Grants	Grant Admin. - Benefits	(750)	-	-	-	-	-	-
2114	44560	101	530656	IDPH- Cities Readiness Init FY2018	HEALTH - Health Grants	Grant Contractuals	-	-	(2,000)	(2,000)	(1,000)	(1,000)	(1,000)
2114	44560	101	540690	IDPH- Cities Readiness Init FY2018	HEALTH - Health Grants	Telecommunications Charges	(1,611)	(1,810)	(3,400)	(3,400)	(2,230)	(2,900)	(2,900)
2114	44560	101	550605	IDPH-Cities Readiness Init FY 2020	HEALTH - Health Grants	Travel & Mileage Reimbursement	-	(140)	-	-	-	-	-
2114	44560	101	550602	IDPH- Cities Readiness Init FY2018	HEALTH - Health Grants	Membership Dues	(2,000)	-	-	-	-	-	-
2114	44560	101	560631	Cities Readiness Init 2019	HEALTH - Health Grants	Operational Supplies	-	(2,859)	(2,700)	(2,700)	(940)	(1,200)	(1,200)
2117	44560	101	530656	CDBG Farmer's Market Incen. FY 2018	HEALTH - Health Grants	Grant Contractuals	(9,865)	(11,476)	(15,000)	(15,000)	(13,000)	(15,000)	(15,000)
2117	44560	101	550601	CDBG Farmer's Market Incen. FY 2018	HEALTH - Health Grants	Printing	-	(225)	-	-	-	-	-
2117	44560	101	560638	CDBG Farmer's Market Incen. FY 2017	HEALTH - Health Grants	Special Events	-	-	-	-	-	-	-
2118	44560	101	530656	Shawnash Double Coupon FY18	HEALTH - Health Grants	Grant Contractuals	(8,364)	(7,562)	(15,000)	(15,000)	(8,000)	(15,000)	(15,000)
2118	44560	101	560638	Shawnash Double Coupon FY18	HEALTH - Health Grants	Special Events	-	-	-	-	-	-	-
2118	44560	101	550601	Shawnash Double Coupon FY18	HEALTH - Health Grants	Printing	-	(1,401)	(3,000)	(3,000)	(1,500)	(3,000)	(3,000)
2119	44560	101	560638	Exp. Station Link Up IL FY 2018	HEALTH - Health Grants	Special Events	-	-	-	-	-	-	-
2119	44560	101	530656	Exp. Station Link Up IL FY 2018	HEALTH - Health Grants	Grant Contractuals	(1,051)	-	-	-	-	-	-
2124	44560	101	510501	Tattoo Facility 2012-13	HEALTH - Health Grants	Regular Salaries	-	(8,250)	(7,000)	(7,000)	(3,830)	(6,250)	(6,250)
2132	44560	101	510501	IDHS- Family Case Mgmt FY19	HEALTH - Health Grants	Regular Salaries	-	-	(16,000)	(16,000)	(4,000)	(5,725)	(5,725)
2132	44560	101	520999	IDHS- Family Case Mgmt FY19	HEALTH - Health Grants	Grant Admin- Benefits	-	-	-	-	-	-	-
2132	44560	101	540669	IDHS- Family Case Mgmt FY19	HEALTH - Health Grants	Rent Expense	-	-	-	-	-	-	-
2134	44560	101	510501	IDHS-High Risk Infant Follow-Up FY 19	HEALTH - Health Grants	Regular Salaries	-	(150)	(14,000)	(14,000)	(3,500)	(6,240)	(6,240)
2134	44560	101	520999	IDHS- High Risk Infant Follow-Up FY 19	HEALTH - Health Grants	Grant Admin. - Benefits	-	-	-	-	-	-	-
2134	44560	101	560631	IDHS- Hight Risk Infant Follow-Up	HEALTH - Health Grants	Operational Supplies	-	-	(2,000)	(2,000)	-	-	-

VILLAGE OF OAK PARK
FISCAL YEAR 2021 BUDGET
HEALTH GRANTS FUND

Fund	Dept	Program	Account	Description	Department	Description	2018 Actual	2019 Actual	Original 2020 Budget	Amended 2020 Budget	Year End Estimate	2021 Adopted Budget	2022 Forecasted Budget
2137	44560	101	510501	PHIMC - Region 8 HIV Prev FY 2018	HEALTH - Health Grants	Regular Salaries	(10,491)	(15,004)	(30,000)	(30,000)	(5,600)	(10,375)	(10,375)
2137	44560	101	520999	PHIMC - Region 8 HIV Prev FY 2018	HEALTH - Health Grants	Grant Admin. - Benefits	(4,898)	(3,013)	-	-	-	-	-
2137	44560	101	560631	PHIMC - Region 8 HIV Prev FY 2018	HEALTH - Health Grants	Operational Supplies	(89)	-	(1,000)	(1,000)	-	-	-
2137	44560	101	530656	PHIMC - Region 8 HIV Prev FY 2018	HEALTH - Health Grants	Grant Contractuals	-	-	-	-	-	-	-
2151	44560	101	510501	COVID-19	HEALTH - Health Grants	Grant Salaries	-	-	-	(214,433)	(214,434)	(153,167)	(153,167)
2151	44560	101	520999	COVID-19	HEALTH - Health Grants	Grant Admin Benefits	-	-	-	(97,193)	(97,193)	(69,424)	(69,424)
2151	44560	101	530652	COVID-19	HEALTH - Health Grants	Grant Training	-	-	-	(4,500)	(4,500)	(4,500)	(4,500)
2151	44560	101	530656	COVID-19	HEALTH - Health Grants	Grant Contractuals	-	-	-	(43,238)	(43,238)	(40,000)	(40,000)
2151	44560	101	540690	COVID-19	HEALTH - Health Grants	Telecommunications Charges	-	-	-	(31,190)	(31,190)	(30,000)	(30,000)
2151	44560	101	560631	COVID-19	HEALTH - Health Grants	Operational Supplies	-	-	-	(85,947)	(85,947)	(80,000)	(80,000)
2151	44560	101	570669	COVID-19	HEALTH - Health Grants	De Minimis	-	-	-	(41,981)	(41,981)	(40,000)	(40,000)
2157	44560	101	510501	W Nile Virus Prevent 2016-17	HEALTH - Health Grants	Regular Salaries	-	-	-	-	-	-	-
2157	44560	101	520999	W Nile Virus Prevent 2016-17	HEALTH - Health Grants	Grant Admin. - Benefits	-	-	-	-	-	-	-
2157	44560	101	530656	W Nile Virus Prevent 2016-17	HEALTH - Health Grants	Grant Contractuals	-	-	-	-	-	-	-
2157	44560	101	560631	W Nile Virus Prevent 2016-17	HEALTH - Health Grants	Operational Supplies	-	-	-	-	-	-	-
2158	44560	101	510501	IDPH - Vector Surv. & Cntl. FY 2018	HEALTH - Health Grants	Regular Salaries	(7,259)	(9,585)	(14,000)	(14,000)	(7,568)	(12,300)	(12,300)
2158	44560	101	520999	IDPH - Vector Surv. & Cntl. FY 2018	HEALTH - Health Grants	Grant Admin. - Benefits	(204)	-	-	-	-	-	-
2158	44560	101	530650	IDPH - Vector Surv. & Cntl. FY 2018	HEALTH - Health Grants	Conferences Training	-	-	-	-	-	-	-
2158	44560	101	530656	IDPH - Vector Surv. & Cntl. FY 2018	HEALTH - Health Grants	Grant Contractuals	(3,485)	-	-	-	-	-	-
2158	44560	101	550603	IDPH - Vector Surv. & Cntl. FY 2018	HEALTH - Health Grants	Postage	(378)	(40)	(800)	(800)	(500)	(500)	(500)
2162	44560	101	510501	Lead Poisoning 2011-12	HEALTH - Health Grants	Regular Salaries	-	-	-	-	-	-	-
2163	44560	101	510501	IDPH - Lead Case Mgmt. FY 2018	HEALTH - Health Grants	Regular Salaries	(10,400)	(26,113)	(30,000)	(30,000)	(24,500)	(27,450)	(27,450)
2173	44560	101	530656	Local Health Protect 2016-17	HEALTH - Health Grants	Grant Contractuals	-	-	-	-	-	-	-
2173	44560	101	520999	Local Health Protect 2016-17	HEALTH - Health Grants	Local Health Protect 2017-18	-	-	-	-	-	-	-
2173	44560	101	510501	Local Health Protect 2016-17	HEALTH - Health Grants	Regular Salaries	-	-	-	-	-	-	-
2174	44560	101	510501	IDPH - Local Health Protection FY2018	HEALTH - Health Grants	Regular Salaries	(50,094)	(70,062)	(65,000)	(65,000)	(59,570)	(59,784)	(59,784)
2174	44560	101	520999	IDPH - Local Health Protection FY2018	HEALTH - Health Grants	Grant Admin. - Benefits	(9,474)	-	-	-	-	-	-
2174	44560	101	530656	IDPH - Local Health Protection FY2018	HEALTH - Health Grants	Grant Contractuals	(7,690)	(7,690)	(8,000)	(8,000)	(7,691)	(7,850)	(7,850)
2174	44560	101	560631	IDPH - Local Health Protection	HEALTH - Health Grants	Operational Supplies	-	(4,025)	-	-	-	-	-
2175	44560	101	530650	NACCHO Medical Reserve Corps	HEALTH - Health Grants	Conferences Training	(140)	-	(3,788)	(3,788)	(1,000)	(3,788)	(3,788)
2175	44560	101	550605	NACCHO Medical Reserve Corps	HEALTH - Health Grants	Travel & Mileage Reimbursement	-	-	(3,905)	(3,905)	-	(3,905)	(3,905)
2175	44560	101	560631	NACCHO Medical Reserve Corps	HEALTH - Health Grants	Operational Supplies	-	-	(3,200)	(3,200)	(1,000)	(3,200)	(3,200)
2176	44560	101	560631	IDPH- Narcan	HEALTH - Health Grants	Operational Supplies	-	-	(3,000)	(3,000)	(2,700)	(5,000)	(5,000)
2183	44560	101	510501	Pub Hlth Emerg Prep 2016-17	HEALTH - Health Grants	Regular Salaries	-	-	-	-	-	-	-
2183	44560	101	520999	Pub Hlth Emerg Prep 2016-17	HEALTH - Health Grants	Grant Admin. - Benefits	-	-	-	-	-	-	-
2183	44560	101	530650	Pub Hlth Emerg Prep 2016-17	HEALTH - Health Grants	Conferences Training	-	-	-	-	-	-	-
2183	44560	101	530656	Pub Hlth Emerg Prep 2016-17	HEALTH - Health Grants	Grant Contractuals	-	-	-	-	-	-	-
2183	44560	101	540690	Pub Hlth Emerg Prep 2016-17	HEALTH - Health Grants	Telecommunication Charges	-	-	-	-	-	-	-
2183	44560	101	550605	Pub Hlth Emerg Prep 2016-17	HEALTH - Health Grants	Travel & Mileage Reimbursement	-	-	-	-	-	-	-
2184	44560	101	510501	IDPH Pub Hlth Emrg Prep FY 2018	HEALTH - Health Grants	Regular Salaries	(30,239)	(43,251)	(42,000)	(42,000)	(38,300)	(38,978)	(38,978)
2184	44560	101	520999	IDPH Pub Hlth Emrg Prep FY 2018	HEALTH - Health Grants	Grant Admin. - Benefits	(373)	(2,104)	-	-	-	-	-
2184	44560	101	530650	IDPH Pub Hlth Emrg Prep FY 2018	HEALTH - Health Grants	Conferences Training	(590)	-	-	-	-	-	-
2184	44560	101	530656	IDPH Pub Hlth Emrg Prep FY 2018	HEALTH - Health Grants	Grant Contractuals	(7,622)	(7,632)	(11,000)	(11,000)	(8,700)	(9,200)	(9,200)
2184	44560	101	540690	IDPH Pub Hlth Emrg Prep FY 2018	HEALTH - Health Grants	Telecommunication Charges	(1,280)	(1,620)	(5,000)	(5,000)	(1,880)	(700)	(700)
2184	44560	101	550605	IDPH Pub Hlth Emrg Prep FY 2018	HEALTH - Health Grants	Travel & Mileage Reimbursement	-	(3,700)	(5,500)	(5,500)	(1,778)	(3,200)	(3,200)
2184	44560	101	560631	IDPH Pub Hlth Emrg Prep FY 2018	HEALTH - Health Grants	Operational Supplies	-	-	(3,100)	(3,100)	(3,000)	(4,500)	(4,500)
2188	44560	101	510501	Teen Preg Prevent 2016-17	HEALTH - Health Grants	Regular Salaries	-	-	-	-	-	-	-
2188	44560	101	520999	Teen Preg Prevent 2016-17	HEALTH - Health Grants	Grant Admin. - Benefits	-	-	-	-	-	-	-
2188	44560	101	560631	Teen Preg Prevent 2016-17	HEALTH - Health Grants	Operational Supplies	-	-	-	-	-	-	-
2188	44560	101	530656	Teen Preg Prevent 2016-17	HEALTH - Health Grants	Grant Contractuals	-	-	-	-	-	-	-
2193	44560	101	510501	IDPH Tobacco Free 2016-17	HEALTH - Health Grants	Regular Salaries	-	-	-	-	-	-	-
2193	44560	101	520999	IDPH Tobacco Free 2016-17	HEALTH - Health Grants	Grant Admin. - Benefits	-	-	-	-	-	-	-
2193	44560	101	530656	IDPH Tobacco Free 2016-17	HEALTH - Health Grants	Grant Contractuals	-	-	-	-	-	-	-
2193	44560	101	560631	IDPH Tobacco Free 2016-17	HEALTH - Health Grants	Operational Supplies	-	-	-	-	-	-	-
2194	44560	101	510501	IDPH - IL Tobacco Free FY 2018	HEALTH - Health Grants	Regular Salaries	(13,341)	(22,333)	(22,000)	(22,000)	(18,100)	(17,000)	(17,000)
2194	44560	101	520999	IDPH - IL Tobacco Free FY 2018	HEALTH - Health Grants	Grant Admin. - Benefits	(1,311)	-	-	-	-	-	-

VILLAGE OF OAK PARK
 FISCAL YEAR 2021 BUDGET
 HEALTH GRANTS FUND

<u>Fund</u>	<u>Dept</u>	<u>Program</u>	<u>Account</u>	<u>Description</u>	<u>Department</u>	<u>Description</u>	<u>2018</u> <u>Actual</u>	<u>2019</u> <u>Actual</u>	<u>Original</u> <u>2020</u> <u>Budget</u>	<u>Amended</u> <u>2020</u> <u>Budget</u>	<u>Year</u> <u>End</u> <u>Estimate</u>	<u>2021</u> <u>Adopted</u> <u>Budget</u>	<u>2022</u> <u>Forecasted</u> <u>Budget</u>
2194	44560	101	550605	IDPH- IL Tobacco Free FY 2018	HEALTH - Health Grants	Travel & Mileage Reimbursement	-	(1,234)	(3,950)	(3,950)	-	(3,000)	(3,000)
2194	44560	101	530656	IDPH - IL Tobacco Free FY 2018	HEALTH - Health Grants	Grant Contractuals	(697)	-	-	-	(1,500)	(2,700)	(2,700)
2194	44560	101	560631	IDPH - IL Tobacco Free FY 2018	HEALTH - Health Grants	Operational Supplies	-	-	-	-	-	-	-
2198	44560	101	510501	IDPH FY Body Art FY 2018	HEALTH - Health Grants	Regular Salaries	-	-	-	-	-	-	-
SUB TOTAL EXPENDITURES							(221,448)	(297,491)	(398,343)	(916,825)	(789,201)	(740,836)	(740,836)
NET SURPLUS/(DEFICIT)							-	2	-	1	-	-	-

IL Dept. of Transportation Grant Fund

Fund Summary:

The Illinois Department of Transportation Grant is provided for holiday seatbelt and DUI enforcement campaigns. The funds are used to reimburse overtime for the officers completing the holiday details.

VILLAGE OF OAK PARK
 FISCAL YEAR 2021 BUDGET
 IL DEPARTMENT OF TRANSPORTATION GRANT FUND

<u>Fund</u>	<u>Dept</u>	<u>Program</u>	<u>Account</u>	<u>Description</u>	<u>Department</u>	<u>Description</u>	<u>2018</u> <u>Actual</u>	<u>2019</u> <u>Actual</u>	<u>Original</u> <u>2020</u> <u>Budget</u>	<u>Amended</u> <u>2020</u> <u>Budget</u>	<u>Year</u> <u>End</u> <u>Estimate</u>	<u>2021</u> <u>Adopted</u> <u>Budget</u>	<u>2022</u> <u>Forecasted</u> <u>Budget</u>
2230	42490	419	431400	IL Dept of Trans. Grant	POLICE - Grants	Grant Revenue	16,511	15,497	20,000	20,000	8,000	20,000	20,000
						SUB-TOTAL REVENUES	16,511	15,497	20,000	20,000	8,000	20,000	20,000
2230	42490	419	560631	IL Dept of Trans. Grant	POLICE - Grants	Operational Supplies	-	-	-	-	(1,199)	-	-
2230	42490	419	510503	IL Dept of Trans. Grant	POLICE - Grants	Overtime	(16,511)	(15,497)	(20,000)	(20,000)	(6,801)	(20,000)	(20,000)
						SUB-TOTAL EXPENDITURES	(16,511)	(15,497)	(20,000)	(20,000)	(8,000)	(20,000)	(20,000)
						NET SURPLUS/(DEFICIT)	-	-	-	-	-	-	-

Rebuild Illinois Grant Fund

Fund Summary:

In 2019 Governor Pritzker signed the REBUILD ILLINOIS capital plan to fund transportation projects throughout the state. As part of this plan the Motor Fuel Tax (MFT) law was amended to increase the motor fuel tax. A portion of this increased revenue from motor fuel taxes is being used to fund the roughly \$1.5 billion REBUILD ILLINOIS capital plan. The State will distribute these Rebuild Illinois grant funds to municipalities in six (6) disbursements over a three (3) year time period. The Village of Oak Park is scheduled to receive an estimated \$3,418,964 over this three (3) year time period starting in 2020.

Rebuild Illinois Grant Funds can only be used for bondable transportation capital improvements with an average useful life of 13 or more years and must follow The Illinois Department of Transportation processes and procedures.

VILLAGE OF OAK PARK
 FISCAL YEAR 2021 BUDGET
 REBUILD ILLINOIS GRANT FUND

<u>Fund</u>	<u>Dept</u>	<u>Program</u>	<u>Account</u>	<u>Description</u>	<u>Department</u>
3040	43780	101	431400	Rebuild Illinois	DPW - Administration
3040	43780	101	461490	Rebuild Illinois	DPW - Administration

<u>Description</u>
Grant Allotment
Interest Revenue
SUB-TOTAL REVENUES

<u>2018</u>	<u>2019</u>	<u>Original</u>	<u>Amended</u>	<u>Year</u>	<u>2021</u>	<u>2022</u>
<u>Actual</u>	<u>Actual</u>	<u>2020</u>	<u>2020</u>	<u>End</u>	<u>Adopted</u>	<u>Forecasted</u>
		<u>Budget</u>	<u>Budget</u>	<u>Estimate</u>	<u>Budget</u>	<u>Budget</u>
-	-	-	-	1,140,000	1,140,000	1,140,000
-	-	-	-	-	-	1,000
-	-	-	-	1,140,000	1,140,000	1,141,000
-	-	-	-	1,140,000	1,140,000	1,141,000

NET SURPLUS/(DEFICIT)

Beginning Audited Fund Balance 1/1/20
 2020 Projected Surplus (Deficit)
 Ending Projected Fund Balance 12/31/20

-
1,140,000
1,140,000

Estimated Fund Balance 1/1/21
 2021 Budgeted Surplus (Deficit)
 Ending Estimated Fund Balance 12/31/21

1,140,000
1,140,000
2,280,000

Estimated Fund Balance 1/1/22
 2022 Budgeted Surplus (Deficit)
 Ending Estimated Fund Balance 12/31/22

2,280,000
1,141,000
3,421,000

Madison Street Tax Increment Financing District

Fund Summary:

The Madison Street TIF was adopted by the Village Board on February 6, 1995 and at that time it identified the following projects (along with costs estimates) for the Madison TIF District:

The Madison Street TIF terminated on December 31, 2019. However, a budget is provided to account for any residual expenses which were obligated on or before this TIF expiration date but have not yet been invoiced or paid.

VILLAGE OF OAK PARK
 FISCAL YEAR 2021 BUDGET
 MADISON STREET TIF FUND (TERMINATED 12/31/19)

<u>Fund</u>	<u>Dept</u>	<u>Program</u>	<u>Account</u>	<u>Description</u>	<u>Department</u>	<u>Description</u>	<u>2018</u> <u>Actual</u>	<u>2019</u> <u>Actual</u>	<u>Original</u> <u>2020</u> <u>Budget</u>	<u>Amended</u> <u>2020</u> <u>Budget</u>	<u>Year</u> <u>End</u> <u>Estimate</u>	<u>2021</u> <u>Adopted</u> <u>Budget</u>	<u>2022</u> <u>Forecasted</u> <u>Budget</u>
2072	41300	101	411401	Madison Street TIF Fund	Finance	Property Tax Levy	2,572,345	2,692,561	-	-	-	-	-
2072	46204	101	441462	Madison Street TIF Fund	Finance	Miscellaneous Revenue	-	50,000	-	-	-	-	-
2072	41300	101	461490	Madison Street TIF Fund	Finance	Interest Revenue	7,731	27,937	-	-	-	-	-
SUB-TOTAL REVENUE							2,580,076	2,770,498	-	-	-	-	-
2072	41070	101	530667	Madison Street TIF Fund	Finance	External Support	-	-	-	-	-	-	-
2072	41300	101	530667	Madison Street TIF Fund	Finance	External Support	-	-	-	-	-	-	-
2072	41300	101	570698	Madison Street TIF Fund	Finance	Economic Development Initiativ	(449,139)	(3,258,209)	(7,436,315)	(10,636,936)	(2,111,971)	(695,000)	(2,305,226)
2072	41300	101	570706	Madison Street TIF Fund	Finance	Project Engineering	-	-	-	-	-	-	-
2072	41300	101	570707	Madison Street TIF Fund	Finance	Capital Improvements	(367,893)	(6,815,650)	(50,000)	(1,562,980)	(1,184,489)	-	-
2072	46205	101	462476	Madison Street TIF Fund	Finance	Gain/Loss on Sale of Property	(24,109)	-	-	-	-	-	-
SUB-TOTAL EXPENDITURES							(841,141)	(10,073,859)	(7,486,315)	(12,199,916)	(3,296,460)	(695,000)	(2,305,226)
NET SURPLUS/(DEFICIT)							1,738,934	(7,303,361)	(7,486,315)	(12,199,916)	(3,296,460)	(695,000)	(2,305,226)

Beginning Audited **Cash** Balance 1/1/20 6,100,244
 2020 Projected Surplus (Deficit) (3,296,460)
 Ending Projected **Cash** Balance 12/31/20 2,803,784

Estimated **Cash** Balance 1/1/21 2,803,784
 2021 Budgeted Surplus (Deficit) (695,000)
 Ending Estimated **Cash** Balance 12/31/21 2,108,784

Estimated Fund Balance 1/1/22 2,108,784
 2022 Budgeted Surplus (Deficit) (2,305,226)
 Ending Estimated Fund Balance 12/31/22 (196,442)

Motor Fuel Tax Fund

Fund Summary:

The Motor Fuel Tax (MFT) Fund receives the Village's share of the state gasoline tax distributed to municipalities based on a multi-layered formula. These funds are transferred to the General Fund to be used for labor and material costs associated with maintaining roadways throughout the Village.

VILLAGE OF OAK PARK
 FISCAL YEAR 2021 BUDGET
 MOTOR FUEL TAX FUND

Fund	Dept	Program	Account	Description	Department	Description	2018	2019	Original	Amended	Year	2021	2022
							Actual	Actual	2020	2020	End	Adopted	Forecasted
							Budget	Budget	Budget	Budget	Estimate	Budget	Budget
2038	41300	101	435480	Motor Fuel Tax Fund	DPW - Administration	Motor Fuel Tax Allotment	1,327,852	1,701,905	2,080,000	1,580,000	1,580,000	1,820,000	1,820,000
2038	41300	101	461490	Motor Fuel Tax Fund	DPW - Administration	Interest Revenue	11,282	3,618	25,000	25,000	5,000	10,000	10,000
SUB-TOTAL REVENUES							1,339,134	1,705,523	2,105,000	1,605,000	1,585,000	1,830,000	1,830,000
2038	43700	101	510501	Motor Fuel Tax Fund	DPW-Engineering	Regular Salaries	-	-	-	-	-	-	-
2038	43720	101	510501	Motor Fuel Tax Fund	DPW-Street Lighting	Regular Salaries	-	-	-	-	-	(24,726)	(25,468)
2038	43720	751	510501	Motor Fuel Tax Fund	DPW-Street Lighting	Regular Salaries	-	-	-	-	-	(57,694)	(59,425)
2038	43720	752	510501	Motor Fuel Tax Fund	DPW-Street Lighting	Regular Salaries	-	-	-	-	-	(49,452)	(50,936)
2038	43720	753	510501	Motor Fuel Tax Fund	DPW-Street Lighting	Regular Salaries	-	-	-	-	-	(32,968)	(33,957)
2038	43730	777	510501	Motor Fuel Tax Fund	DPW-Water	Regular Salaries	-	-	-	-	-	(26,073)	(26,855)
2038	43740	101	510501	Motor Fuel Tax Fund	DPW-Street Services	Regular Salaries	-	-	-	-	-	-	-
2038	43740	761	510501	Motor Fuel Tax Fund	DPW-Street Services	Regular Salaries	-	-	-	-	-	(267,541)	(275,567)
2038	43740	765	510501	Motor Fuel Tax Fund	DPW-Street Services	Regular Salaries	-	-	-	-	-	(107,016)	(110,226)
2038	43800	741	510501	Motor Fuel Tax Fund	DPW-Forestry	Regular Salaries	-	-	-	-	-	(5,729)	(5,901)
2038	43900	733	510501	Motor Fuel Tax Fund	DPW-Fleet	Regular Salaries	-	-	-	-	-	(27,287)	(28,106)
2038	43700	101	510503	Motor Fuel Tax Fund	DPW-Engineering	Overtime	-	-	-	-	-	-	-
2038	43720	101	510503	Motor Fuel Tax Fund	DPW-Street Lighting	Overtime	-	-	-	-	-	(1,800)	(1,854)
2038	43720	751	510503	Motor Fuel Tax Fund	DPW-Street Lighting	Overtime	-	-	-	-	-	(4,200)	(4,326)
2038	43720	752	510503	Motor Fuel Tax Fund	DPW-Street Lighting	Overtime	-	-	-	-	-	(3,600)	(3,708)
2038	43720	753	510503	Motor Fuel Tax Fund	DPW-Street Lighting	Overtime	-	-	-	-	-	(3,000)	(3,090)
2038	43740	101	510503	Motor Fuel Tax Fund	DPW-Street Services	Overtime	-	-	-	-	-	-	-
2038	43740	761	510503	Motor Fuel Tax Fund	DPW-Street Services	Overtime	-	-	-	-	-	(20,000)	(20,600)
2038	43740	765	510503	Motor Fuel Tax Fund	DPW-Street Services	Overtime	-	-	-	-	-	(140,000)	(144,200)
2038	43800	741	510503	Motor Fuel Tax Fund	DPW-Forestry	Overtime	-	-	-	-	-	-	-
2038	43900	733	510503	Motor Fuel Tax Fund	DPW-Fleet	Overtime	-	-	-	-	-	-	-
SUB-TOTAL PERSONAL SERVICES							-	-	-	-	-	(771,086)	(794,219)
2038	43700	101	520520	Motor Fuel Tax Fund	DPW-Engineering	Life Insurance Expense	-	-	-	-	-	-	-
2038	43720	101	520520	Motor Fuel Tax Fund	DPW-Street Lighting	Life Insurance Expense	-	-	-	-	-	(28)	(29)
2038	43720	751	520520	Motor Fuel Tax Fund	DPW-Street Lighting	Life Insurance Expense	-	-	-	-	-	(65)	(67)
2038	43720	752	520520	Motor Fuel Tax Fund	DPW-Street Lighting	Life Insurance Expense	-	-	-	-	-	(56)	(58)
2038	43720	753	520520	Motor Fuel Tax Fund	DPW-Street Lighting	Life Insurance Expense	-	-	-	-	-	(37)	(38)
2038	43730	777	520520	Motor Fuel Tax Fund	DPW-Water	Life Insurance Expense	-	-	-	-	-	(42)	(43)
2038	43740	101	520520	Motor Fuel Tax Fund	DPW-Street Services	Life Insurance Expense	-	-	-	-	-	-	-
2038	43740	761	520520	Motor Fuel Tax Fund	DPW-Street Services	Life Insurance Expense	-	-	-	-	-	(419)	(432)
2038	43740	765	520520	Motor Fuel Tax Fund	DPW-Street Services	Life Insurance Expense	-	-	-	-	-	(167)	(172)
2038	43800	741	520520	Motor Fuel Tax Fund	DPW-Forestry	Life Insurance Expense	-	-	-	-	-	(9)	(9)
2038	43900	733	520520	Motor Fuel Tax Fund	DPW-Fleet	Life Insurance Expense	-	-	-	-	-	(37)	(38)
2038	43700	101	520521	Motor Fuel Tax Fund	DPW-Engineering	Health Insurance Expense	-	-	-	-	-	-	-
2038	43720	101	520521	Motor Fuel Tax Fund	DPW-Street Lighting	Health Insurance Expense	-	-	-	-	-	(3,577)	(3,684)
2038	43720	751	520521	Motor Fuel Tax Fund	DPW-Street Lighting	Health Insurance Expense	-	-	-	-	-	(8,345)	(8,595)
2038	43720	752	520521	Motor Fuel Tax Fund	DPW-Street Lighting	Health Insurance Expense	-	-	-	-	-	(7,153)	(7,368)
2038	43720	753	520521	Motor Fuel Tax Fund	DPW-Street Lighting	Health Insurance Expense	-	-	-	-	-	(4,769)	(4,912)
2038	43730	777	520521	Motor Fuel Tax Fund	DPW-Water	Health Insurance Expense	-	-	-	-	-	(8,218)	(8,465)
2038	43740	101	520521	Motor Fuel Tax Fund	DPW-Street Services	Health Insurance Expense	-	-	-	-	-	-	-
2038	43740	761	520521	Motor Fuel Tax Fund	DPW-Street Services	Health Insurance Expense	-	-	-	-	-	(74,305)	(76,534)
2038	43740	765	520521	Motor Fuel Tax Fund	DPW-Street Services	Health Insurance Expense	-	-	-	-	-	(29,722)	(30,614)
2038	43800	741	520521	Motor Fuel Tax Fund	DPW-Forestry	Health Insurance Expense	-	-	-	-	-	(2,012)	(2,072)
2038	43900	733	520521	Motor Fuel Tax Fund	DPW-Fleet	Health Insurance Expense	-	-	-	-	-	(6,542)	(6,738)
2038	43700	101	520522	Motor Fuel Tax Fund	DPW-Engineering	Social Security Expense	-	-	-	-	-	-	-

2038	43720	101	520522	Motor Fuel Tax Fund	DPW-Street Lighting	Social Security Expense	-	-	-	-	-	(1,645)	(1,694)
2038	43720	751	520522	Motor Fuel Tax Fund	DPW-Street Lighting	Social Security Expense	-	-	-	-	-	(3,838)	(3,953)
2038	43720	752	520522	Motor Fuel Tax Fund	DPW-Street Lighting	Social Security Expense	-	-	-	-	-	(3,289)	(3,388)
2038	43720	753	520522	Motor Fuel Tax Fund	DPW-Street Lighting	Social Security Expense	-	-	-	-	-	(2,230)	(2,297)
2038	43730	777	520522	Motor Fuel Tax Fund	DPW-Water	Social Security Expense	-	-	-	-	-	(1,617)	(1,666)
2038	43740	101	520522	Motor Fuel Tax Fund	DPW-Street Services	Social Security Expense	-	-	-	-	-	-	-
2038	43740	761	520522	Motor Fuel Tax Fund	DPW-Street Services	Social Security Expense	-	-	-	-	-	(17,828)	(18,363)
2038	43740	765	520522	Motor Fuel Tax Fund	DPW-Street Services	Social Security Expense	-	-	-	-	-	(15,315)	(15,774)
2038	43800	741	520522	Motor Fuel Tax Fund	DPW-Forestry	Social Security Expense	-	-	-	-	-	(355)	(366)
2038	43900	733	520522	Motor Fuel Tax Fund	DPW-Fleet	Social Security Expense	-	-	-	-	-	(1,692)	(1,743)
2038	43700	101	520523	Motor Fuel Tax Fund	DPW-Engineering	Medicare Expense	-	-	-	-	-	-	-
2038	43720	101	520523	Motor Fuel Tax Fund	DPW-Street Lighting	Medicare Expense	-	-	-	-	-	(385)	(397)
2038	43720	751	520523	Motor Fuel Tax Fund	DPW-Street Lighting	Medicare Expense	-	-	-	-	-	(897)	(924)
2038	43720	752	520523	Motor Fuel Tax Fund	DPW-Street Lighting	Medicare Expense	-	-	-	-	-	(769)	(792)
2038	43720	753	520523	Motor Fuel Tax Fund	DPW-Street Lighting	Medicare Expense	-	-	-	-	-	(522)	(538)
2038	43730	777	520523	Motor Fuel Tax Fund	DPW-Water	Medicare Expense	-	-	-	-	-	(378)	(389)
2038	43740	101	520523	Motor Fuel Tax Fund	DPW-Street Services	Medicare Expense	-	-	-	-	-	-	-
2038	43740	761	520523	Motor Fuel Tax Fund	DPW-Street Services	Medicare Expense	-	-	-	-	-	(4,169)	(4,294)
2038	43740	765	520523	Motor Fuel Tax Fund	DPW-Street Services	Medicare Expense	-	-	-	-	-	(3,582)	(3,689)
2038	43800	741	520523	Motor Fuel Tax Fund	DPW-Forestry	Medicare Expense	-	-	-	-	-	(83)	(85)
2038	43900	733	520523	Motor Fuel Tax Fund	DPW-Fleet	Medicare Expense	-	-	-	-	-	(396)	(408)
2038	43700	101	520527	Motor Fuel Tax Fund	DPW-Engineering	IMRF Expense	-	-	-	-	-	-	-
2038	43720	101	520527	Motor Fuel Tax Fund	DPW-Street Lighting	IMRF Expense	-	-	-	-	-	(2,212)	(2,278)
2038	43720	751	520527	Motor Fuel Tax Fund	DPW-Street Lighting	IMRF Expense	-	-	-	-	-	(5,162)	(5,317)
2038	43720	752	520527	Motor Fuel Tax Fund	DPW-Street Lighting	IMRF Expense	-	-	-	-	-	(4,425)	(4,558)
2038	43720	753	520527	Motor Fuel Tax Fund	DPW-Street Lighting	IMRF Expense	-	-	-	-	-	(3,000)	(3,090)
2038	43730	777	520527	Motor Fuel Tax Fund	DPW-Water	IMRF Expense	-	-	-	-	-	(2,174)	(2,239)
2038	43740	101	520527	Motor Fuel Tax Fund	DPW-Street Services	IMRF Expense	-	-	-	-	-	-	-
2038	43740	761	520527	Motor Fuel Tax Fund	DPW-Street Services	IMRF Expense	-	-	-	-	-	(22,313)	(22,982)
2038	43740	765	520527	Motor Fuel Tax Fund	DPW-Street Services	IMRF Expense	-	-	-	-	-	(20,601)	(21,219)
2038	43800	741	520527	Motor Fuel Tax Fund	DPW-Forestry	IMRF Expense	-	-	-	-	-	(478)	(492)
2038	43900	733	520527	Motor Fuel Tax Fund	DPW-Fleet	IMRF Expense	-	-	-	-	-	(2,276)	(2,344)
SUB-TOTAL FRINGE BENEFITS							-	-	-	-	-	(267,134)	(275,148)
2038	41300	101	530675	Motor Fuel Tax Fund	DPW - Administration	Bank Charges	(30)	(966)	(1,000)	(1,000)	(1,000)	(1,000)	(1,000)
2038	43720	751	540692	Motor Fuel Tax Fund	DPW-Street Lighting	Electricity	-	-	-	-	-	(110,000)	(110,000)
SUB-TOTAL CONTRACTUAL SERVICES							(30)	(966)	(1,000)	(1,000)	(1,000)	(111,000)	(111,000)
2038	43780	101	570951	Motor Fuel Tax Fund	Construction Resurfacing	Construction Resurfacing	-	-	-	-	-	(257,542)	(248,133)
2038	43740	761	560633	Motor Fuel Tax Fund	DPW-Street Services	Roadway Maintenance	-	-	-	-	-	(45,500)	(45,500)
2038	43740	765	560633	Motor Fuel Tax Fund	DPW-Street Services	Roadway Maintenance	-	-	-	-	-	(356,000)	(356,000)
SUB-TOTAL MATERIALS & SUPPLIES							-	-	-	-	-	(659,042)	(649,633)
2038	41300	101	591801	Motor Fuel Tax Fund	DPW - Administration	Transfer To General Fund	(1,336,000)	(1,700,000)	(2,080,000)	(1,580,000)	(1,580,000)	-	-
SUB-TOTAL TRANSFERS							(1,336,000)	(1,700,000)	(2,080,000)	(1,580,000)	(1,580,000)	-	-
SUB-TOTAL EXPENDITURES							(1,336,030)	(1,700,966)	(2,081,000)	(1,581,000)	(1,581,000)	(1,808,262)	(1,830,000)
NET SURPLUS/(DEFICIT)							3,104	4,557	24,000	24,000	4,000	21,738	0

2020 Projected Surplus (Deficit)	<u>4,000</u>	
Ending Projected Fund Balance 12/31/20	<u>351,200</u>	
Estimated Fund Balance 1/1/21		351,200
2021 Budgeted Surplus (Deficit)		<u>21,738</u>
Ending Estimated Fund Balance 12/31/21		<u>372,938</u>
Estimated Fund Balance 1/1/22		372,938
2022 Budgeted Surplus (Deficit)		<u>0</u>
Ending Estimated Fund Balance 12/31/22		<u>372,938</u>

Special Service Area (SSA) #1

Fund Summary:

The Special Service Area (SSA) #1 Fund is used to account for the property tax receipts as collected by the County. The area, which is confined to the greater downtown Oak Park area, levies a separate tax to assist in the marketing and promoting of businesses in the district.

The expenditure of these funds is subject to the on-going application of an agreement between the Village of Oak Park and the Harlem Lake Marion Corporation (commonly referred to as Downtown Oak Park).

VILLAGE OF OAK PARK
 FISCAL YEAR 2021 BUDGET
 SPECIAL SERVICE AREA #1 FUND

<u>Fund</u>	<u>Dept</u>	<u>Program</u>	<u>Account</u>	<u>Description</u>	<u>Department</u>	<u>Description</u>	<u>2018</u> <u>Actual</u>	<u>2019</u> <u>Actual</u>	<u>Original</u> <u>2020</u> <u>Budget</u>	<u>Amended</u> <u>2020</u> <u>Budget</u>	<u>Year</u> <u>End</u> <u>Estimate</u>	<u>2021</u> <u>Adopted</u> <u>Budget</u>	<u>2022</u> <u>Forecasted</u> <u>Budget</u>
2081	41300	101	411401	SSA#1- Downtown Oak Park	Finance	Property Tax Levy	390,509	199,911	400,000	400,000	400,000	450,000	700,000
2081	41300	101	411414	SSA#1- Downtown Oak Park	Finance	Tif Surplus Distribution	386,606	89,160	-	-	-	-	-
2081	41300	101	461490	SSA#1- Downtown Oak Park	Finance	Interest Revenue	4,586	2,454	10,000	10,000	10,000	5,000	5,000
2081	41300	101	491498	SSA#1- Downtown Oak Park	Finance	Transfer From Downtown TIF	786,346	56,964	-	-	-	-	-
SUB-TOTAL REVENUE							<u>1,568,047</u>	<u>348,489</u>	<u>410,000</u>	<u>410,000</u>	<u>410,000</u>	<u>455,000</u>	<u>705,000</u>
2081	41300	101	530667	SSA#1- Downtown Oak Park	Finance	External Support	(700,000)	(725,000)	(725,000)	(725,000)	(725,000)	(725,000)	(725,000)
2081	41300	101	530675	SSA#1- Downtown Oak Park	Finance	Bank Charges	(44)	(966)	(1,000)	(1,000)	(1,000)	(1,000)	(1,000)
SUB-TOTAL EXPENDITURES							<u>(700,044)</u>	<u>(725,966)</u>	<u>(726,000)</u>	<u>(726,000)</u>	<u>(726,000)</u>	<u>(726,000)</u>	<u>(726,000)</u>
NET SURPLUS/(DEFICIT)							<u>868,002</u>	<u>(377,477)</u>	<u>(316,000)</u>	<u>(316,000)</u>	<u>(316,000)</u>	<u>(271,000)</u>	<u>(21,000)</u>

Beginning Audited Fund Balance 1/1/20
 2020 Projected Surplus (Deficit)
 Ending Projected Fund Balance 12/31/20

715,637
 (316,000)
399,637

Estimated Fund Balance 1/1/21
 2021 Budgeted Surplus (Deficit)
 Ending Estimated Fund Balance 12/31/21

399,637
 (271,000)
128,637

Estimated Fund Balance 1/1/22
 2022 Budgeted Surplus (Deficit)
 Ending Estimated Fund Balance 12/31/22

128,637
 (21,000)
107,637

VILLAGE OF OAK PARK
 FISCAL YEAR 2021 BUDGET
 SPECIAL SERVICE AREA #1 FUND

<u>Fund</u>	<u>Dept</u>	<u>Program</u>	<u>Account</u>	<u>Description</u>	<u>Department</u>	<u>Description</u>	<u>2018</u> <u>Actual</u>	<u>2019</u> <u>Actual</u>	<u>Original</u> <u>2020</u> <u>Budget</u>	<u>Amended</u> <u>2020</u> <u>Budget</u>	<u>Year</u> <u>End</u> <u>Estimate</u>	<u>2021</u> <u>Recommended</u> <u>Budget</u>	<u>2022</u> <u>Forecasted</u> <u>Budget</u>
2081	41300	101	411401	SSA#1- Downtown Oak Park	Finance	Property Tax Levy	390,509	199,911	400,000	400,000	400,000	450,000	
2081	41300	101	411414	SSA#1- Downtown Oak Park	Finance	Tif Surplus Distribution	386,606	89,160	-	-	-	-	
2081	41300	101	461490	SSA#1- Downtown Oak Park	Finance	Interest Revenue	4,586	2,454	10,000	10,000	10,000	5,000	
2081	41300	101	491498	SSA#1- Downtown Oak Park	Finance	Transfer From Downtown TIF	786,346	56,964	-	-	-	-	
SUB-TOTAL REVENUE							1,568,047	348,489	410,000	410,000	410,000	455,000	-
2081	41300	101	530667	SSA#1- Downtown Oak Park	Finance	External Support	(700,000)	(725,000)	(725,000)	(725,000)	(725,000)	(725,000)	
2081	41300	101	530675	SSA#1- Downtown Oak Park	Finance	Bank Charges	(44)	(966)	(1,000)	(1,000)	(1,000)	(1,000)	
SUB-TOTAL EXPENDITURES							(700,044)	(725,966)	(726,000)	(726,000)	(726,000)	(726,000)	-
NET SURPLUS/(DEFICIT)							868,002	(377,477)	(316,000)	(316,000)	(316,000)	(271,000)	-

Beginning Audited Fund Balance 1/1/20	715,637	
2020 Projected Surplus (Deficit)	(316,000)	
Ending Projected Fund Balance 12/31/20	399,637	
Estimated Fund Balance 1/1/21	399,637	
2021 Budgeted Surplus (Deficit)	(271,000)	
Ending Estimated Fund Balance 12/31/21	128,637	
Estimated Fund Balance 1/1/22		128,637
2022 Budgeted Surplus (Deficit)		-
Ending Estimated Fund Balance 12/31/22		128,637

Section 108 Loan Fund

Fund Summary:

The Village's Section 108 Loan Fund was established in order for Oak Park businesses to be able to utilize up-to \$3 million dollars in available federal money provided by the Department of Housing and Urban Development (HUD). Eligible Oak Park Section 108 Loan Fund activities include acquisition, rehabilitation, operating capital and the purchase and installation of equipment.

Federal guidelines require that every Section 108 Loan Fund activity must be CDBG-eligible and must create and/or retain permanent full-time jobs, at least 51 percent of which must be held by or made available to low and moderate income persons. Also, one low and moderate income full-time equivalent job must be created, or retained, for every \$35,000 invested in a Section 108 Loan Fund activity.

Oak Park businesses seeking a Section 108 loan are expected to have additional sources of funding for the proposed economic development activity. In order to minimize the risk to the Village, each loan application is required to go through an intensive and thorough review process, based on accepted underwriting standards and HUD guidelines.

VILLAGE OF OAK PARK
 FISCAL YEAR 2021 BUDGET
 SECTION 108 LOAN FUND

<u>Fund</u>	<u>Dept</u>	<u>Program</u>	<u>Account</u>	<u>Description</u>	<u>Department</u>	<u>Description</u>	<u>2018 Actual</u>	<u>2019 Actual</u>	<u>Original 2020 Budget</u>	<u>Amended 2020 Budget</u>	<u>Year End Estimate</u>	<u>2021 Adopted Budget</u>	<u>2022 Forecasted Budget</u>
2088	46201	101	431481	Section 108 Loan Fund	DCS - Neig. Srv. - CDBG	Grant Revenue	-		3,000,000	3,000,000	-	3,000,000	3,000,000
						SUB-TOTAL REVENUE	-	-	3,000,000	3,000,000	-	3,000,000	3,000,000
2088	46201	101	583607	Section 108 Loan Fund	DCS - Neig. Srv. - CDBG	Loan Disbursements	-		(3,000,000)	(3,000,000)	-	(3,000,000)	(3,000,000)
						SUB-TOTAL EXPENDITURES	-	-	(3,000,000)	(3,000,000)	-	(3,000,000)	(3,000,000)
						NET SURPLUS/(DEFICIT)	-	-	-	-	-	-	-

Beginning Audited Fund Balance 1/1/20	-
2020 Projected Surplus (Deficit)	-
Ending Projected Fund Balance 12/31/20	-
Estimated Fund Balance 1/1/21	-
2021 Budgeted Surplus (Deficit)	-
Ending Estimated Fund Balance 12/31/21	-
Estimated Fund Balance 1/1/22	-
2022 Budgeted Surplus (Deficit)	-
Ending Estimated Fund Balance 12/31/22	-

Special Service Area (SSA) #7

Fund Summary:

The Special Service Area (SSA) #7 Fund was created in Fiscal Year 2014 to account for traffic diverters placed along 1200 Elmwood and Rossell.

VILLAGE OF OAK PARK
 FISCAL YEAR 2021 BUDGET
 SPECIAL SERVICE AREA #7 FUND

<u>Fund</u>	<u>Dept</u>	<u>Program</u>	<u>Account</u>	<u>Description</u>	<u>Department</u>	<u>Description</u>	<u>2018</u> <u>Actual</u>	<u>2019</u> <u>Actual</u>	<u>Original</u> <u>2020</u> <u>Budget</u>	<u>Amended</u> <u>2020</u> <u>Budget</u>	<u>Year</u> <u>End</u> <u>Estimate</u>	<u>2021</u> <u>Adopted</u> <u>Budget</u>	<u>2022</u> <u>Forecasted</u> <u>Budget</u>
2090	41300	101	461490	SSA#7 Elmwood & Rossell	Finance	Interest Revenue	-	179	-	-	-	-	-
2090	41300	101	411401	SSA#7 Elmwood & Rossell	Finance	Property Tax Levy	7,672	7,476	-	-	-	-	-
SUB-TOTAL REVENUES							7,672	7,655	-	-	-	-	-
2090	41300	101	530675	SSA#7 Elmwood & Rossell	Finance	Bank Charges	(104)	(1,388)	-	-	-	-	-
2090	41300	101	570959	SSA#7 Elmwood & Rossell	Finance	Streetscaping	-	-	-	-	-	-	-
SUB-TOTAL EXPENDITURES							(104)	(1,388)	-	-	-	-	-
NET SURPLUS/(DEFICIT)							7,567	6,267	-	-	-	-	-

Beginning Audited Fund Balance 1/1/20
 2020 Projected Surplus (Deficit)
 Ending Projected Fund Balance 12/31/20

35,348
 -
 35,348

Estimated Fund Balance 1/1/21
 2021 Budgeted Surplus (Deficit)
 Ending Estimated Fund Balance 12/31/21

35,348
 -
 35,348

Estimated Fund Balance 1/1/22
 2022 Budgeted Surplus (Deficit)
 Ending Estimated Fund Balance 12/31/22

35,348
 -
 35,348

Special Service Area (SSA) #8

Fund Summary:

The Special Service Area (SSA) #8 Fund was created in Fiscal Year 2018 to fund the design, construction, and maintenance of mid-block speed tables on the 1200 blocks of North East Avenue, Linden Avenue and North Euclid Avenue for a five year period.

VILLAGE OF OAK PARK
 FISCAL YEAR 2021 BUDGET
 SPECIAL SERVICE AREA #8 FUND

<u>Fund</u>	<u>Dept</u>	<u>Program</u>	<u>Account</u>	<u>Description</u>	<u>Department</u>	<u>Description</u>	<u>2018 Actual</u>	<u>2019 Actual</u>	<u>Original 2020 Budget</u>	<u>Amended 2020 Budget</u>	<u>Year End Estimate</u>	<u>2021 Adopted Budget</u>	<u>2022 Forecasted Budget</u>
2092	41300	101	461490	SSA#8 Levy	Finance	Interest Revenue	-	47	-	-	-	-	-
2092	41300	101	411406	SSA#8 Levy	Finance	Property Tax Levy	-	5,147	5,000	5,000	5,000	3,000	3,000
SUB-TOTAL REVENUES							-	5,194	5,000	5,000	5,000	3,000	3,000
2092	41300	101	570950	SSA#8 Construction	Finance	Construction*	-	-	-	-	-	-	-
SUB-TOTAL EXPENDITURES							-	-	-	-	-	-	-
NET SURPLUS/(DEFICIT)							-	5,194	5,000	5,000	5,000	3,000	3,000

Beginning Audited Fund Balance 1/1/20	5,194	
2020 Projected Surplus (Deficit)	5,000	
Ending Projected Fund Balance 12/31/20	10,194	
Estimated Fund Balance 1/1/21	10,194	
2021 Budgeted Surplus (Deficit)	3,000	
Ending Estimated Fund Balance 12/31/21	13,194	
Estimated Fund Balance 1/1/22		13,194
2022 Budgeted Surplus (Deficit)		3,000
Ending Estimated Fund Balance 12/31/22		16,194

* Speed Bump installation on Euclid, Linden, Columbian and East Avenues

State Rico Fund

Fund Summary:

The State Rico Fund receives assets distributed in accordance with Illinois Complied Statues. These funds must be used for the enforcement of the Cannabis Control Act and the Controlled Substance Act.

VILLAGE OF OAK PARK
 FISCAL YEAR 2021 BUDGET
 STATE RICO FUND

<u>Fund</u>	<u>Dept</u>	<u>Program</u>	<u>Account</u>	<u>Description</u>	<u>Department</u>	<u>Description</u>	<u>2018</u> <u>Actual</u>	<u>2019</u> <u>Actual</u>	<u>Original</u> <u>2020</u> <u>Budget</u>	<u>Amended</u> <u>2020</u> <u>Budget</u>	<u>Year</u> <u>End</u> <u>Estimate</u>	<u>2021</u> <u>Adopted</u> <u>Budget</u>	<u>2022</u> <u>Forecasted</u> <u>Budget</u>
2021	42480	101	452485	State RICO Forfeiture Fund	POLICE	Asset Seizures Forfeitures	486	18,153	20,000	20,000	5,000	20,000	20,000
2021	41300	101	461490	State RICO Forfeiture Fund	POLICE	Interest Revenue	-	264	-	-	100	100	100
2021	42480	101	462476	State RICO Forfeiture Fund	POLICE	Gain/Loss on Sale of Property	10,600	-	-	-	-	-	-
SUB-TOTAL REVENUE							11,086	18,417	20,000	20,000	5,100	20,100	20,100
2021	42400	101	560655	State RICO Forfeiture Fund	POLICE	Reimbursements	-	-	(20,000)	(20,000)	-	(20,000)	-
2021	41300	101	530675	State RICO Forfeiture Fund	POLICE	Bank Charges	(95)	(1,383)	(1,380)	(1,380)	(1,380)	(1,380)	(1,380)
SUB-TOTAL EXPENDITURES							(95)	(1,383)	(21,380)	(21,380)	(1,380)	(21,380)	(1,380)
NET SURPLUS/(DEFICIT)							10,991	17,034	(1,380)	(1,380)	3,720	(1,280)	18,720

Beginning Audited Fund Balance 1/1/20
 2020 Projected Surplus (Deficit)
 Ending Projected Fund Balance 12/31/20

74,761
3,720
78,481

Estimated Fund Balance 1/1/21
 2021 Budgeted Surplus (Deficit)
 Ending Estimated Fund Balance 12/31/21

78,481
(1,280)
77,201

Estimated Fund Balance 1/1/22
 2022 Budgeted Surplus (Deficit)
 Ending Estimated Fund Balance 12/31/22

77,201
18,720
95,921

Sustainability Fund

Fund Summary:

The Village Manager’s Office oversees Sustainability initiatives and the Sustainability Fund was established in 2009 with Grant Funds for the hiring of a position to support sustainability efforts in the Village. After the grant expired, all sustainability related costs have been provided via a transfer from the Environmental Service Funds – Enterprise fund generating revenue from waste hauling fees. A full time sustainability coordinator joined the Village Manager’s Office in Q4 2017.

Beginning in 2016, as part of the Village’s Community Choice Electrical Aggregation program (CCA) for residential electricity, a 0.3¢/kWh local fee to support the Smart City USA renewable energy projects within the Village was established. That revenue, currently estimated at \$400,000 per year is shown as revenue in this fund as well and is restricted to supporting sustainability related energy efficiency and renewable energy initiatives.

CCA 0.3 cent/kWh Local Fee Restricted Revenue (through 12/31/19)	\$1,635,743
CCA 0.3 cent/kWh Local Fee Restricted Revenue (Projected 2020 and Budgeted 2021)	\$850,000
(Less Energy Efficiency Grants))	(\$220,000)
(Less On-site Solar)	(\$270,000)
(Less Sustainable VOP Projects)	(\$50,000)
(Less Street Lighting Improvements)	(\$50,000)
(Less Bikeway Capital Project)	(\$165,000)
 Restricted Fund Balance 12/31/2021	 \$1,730,743

Effective January 1, 2018, the Village established a mandatory fee of 10 cents on every single-use bags (paper and plastic) provided to customers in retail establishments greater than 5,000 sf with five cents being retained by the retailer and five cents remitted to the Village. Since its inception, the fees have generated an average of \$10,000 per month and the revenue is also shown within the Sustainability Fund to support sustainability initiatives.

Single-Use Bag Fee (through 12/31/19)	\$126,930
Single-Use Bag Fee (Projected 2020)	425,000
(Less reusable bag expenses through 12/31/19)	(21,206)
(Less reusable bag projected 2020 expenses)	(1,750)
<u>Net Single-Use Bag Fee restricted revenue</u>	<u>\$528,974</u>

2020 Accomplishments

During the Village's COVID-19 pandemic response, the Sustainability Coordinator provided substantive professional support to the Farmers Market to ensure continuation of this event within the Public Health guidance.

The Sustainability Fund revenue from single use bags was also impacted from the pandemic due to the suspension of Oak Park's retail single-use bag fee in accordance with the State of Illinois guidance on reusable bags, prohibiting their use in retail establishments, which became effective on March 31, 2020 and was lifted in mid-October 2020.

The Village was one of eight municipalities to become subscribers to the first active Adjustable Block Program (ABP) Community Solar Site located in Elgin, Illinois. The project was selected in the ABP as part of the State's clean energy goals under the Future Energy Jobs Act (FEJA). The Village began receiving net metering credits against Village owned facility energy invoices for the pro-rated share of the energy generated at the Elgin facility during the third quarter of 2020.

The Village marked the 50th anniversary of Earth Day by announcing the Oak Park launch of Illinois' first residential community solar pilot program in the fall of 2020. Participants in the new pilot program will receive 20 percent guaranteed savings through net metering credits on their monthly ComEd invoice while supporting the development of renewable energy resources in Illinois. Chicago-based MC Squared Energy Services, the Village of Oak Park electric aggregation provider continues to manage subscriptions to the community solar pilot program on a first come first serve basis. Residents can join the Oak Park Waitlist today through oakparksolar.mc2energyservices.com and there is no obligation to subscribe.

Village Hall and Public Works combined efforts of the bee hives at both locations to provide 170 jars (which is about 60 lbs) of honey to Beyond Hunger.

The Village's sustainability funds additionally supported the retrofitting of residential street lights to an LED bulb to reduce electrical energy consumption.

2021 Sustainability Work Plan

The work plan structure for 2020 is the first year Oak Park plans to structurally align with the consensus goals of the Greenest Region Compact (GRC) Framework. It is organized around 10 categories and goals of the GRC.

Climate

- Update, measure and monitor Greenhouse Gas (GHG) utilizing US EPA's Local Climate Action Framework to plan and evaluate strategies.
- Establish and confirm data-driven GHG emission reduction target
- Commit to the Global Global Covenant of Mayors' Emission Inventory Framework.
- Measure and monitor Greenhouse Gas emissions for municipal facilities using data inputted into EnergyStar Portfolio and following the Global Covenant of Mayors' Emission Inventory Framework.
- Contribute and adopt global protocol for Community-Scale Greenhouse Gas Emission Inventories.
- Conduct energy audits on all municipal facilities; provide recommendations to optimize facility performance.
- Establish a Greenhouse Gas emission action plan for mitigation and reduction target.
- Explore viability of green infrastructure/sustainability requirements for new and existing residential/commercial developments in the Village.
- Collect energy consumption and Greenhouse Gas emissions data, using the EnergyStar Portfolio database.
- Continue to monitor Greenhouse Gas emissions on all municipally owned facilities.

Economic Development

- Encourage green innovation among residents and local businesses.
- Continue with the annual Plastics Free July Campaign to promote green initiatives by local businesses.
- Promote local goods and services

Energy

- Implement the collaborative facilitation process for residents to sign up for Community Solar Subscriptions as they become available in 2020-2021.
- Collect and clean energy data for electricity, natural gas, water, transportation emissions, and waste for all municipally owned facilities.
- Use a data-driven decision recommendation process for future on-site renewable energy municipal installations.
- Track and benchmark data into EnergyStar Portfolio database provided by EPA. Assess facility energy savings, renewable energy production, and Greenhouse Gas emissions.
- Achieve EnergyStar certifications for municipal buildings.
- Become a US EPA Green Power Community.

- Utilize data for strategy in improving municipal facilities' energy efficiency, accelerate VOP sustainability plan, and contribute to regional Climate Action Plan. (energy) (municipal operations)
- Conduct energy audits on all municipal facilities; provide recommendations to optimize facility performance. (energy) (municipal operations)
- Continue to monitor energy data for all municipally owned facilities. (energy) (municipal operations)

Land Use

- Continue collaborative promotion of Oak Park's Rain Ready program
- Continue education and outreach on the Village's management of public landscapes to optimize ecosystem services and support biodiversity by increasing using native and sustainable landscaping on municipal properties.
- Protect and restore soil integrity with the CompostAble program and provisions of free compost for participants and their properties.

Leadership

- Create and report local and regional environmental data to advance local, national and international collaborative efforts.
- The Village of Oak Park is a participating member of the Metropolitan Mayors Caucus' (MMC) Regional Climate Action Planning and Reporting Opportunity. The Caucus has been selected as one of four pilot Regional and Metro-scale Climate Leaders by the International Urban Cooperation (IUC)
- Create a more robust plan to share the environmental impacts of all of the sustainability energy initiative program projects and renewable energy installations approved by the Village Board.

Mobility

- Continue Greenways collaboration with multiple municipal departments and community groups to create a bicycle and pedestrian plan to improve connectivity in the community.
- Expand communication on Green Fleet progress and alternative fuel initiatives in Oak Park.
- Encourage active transportation and community building in an open streets and public events.

Municipal Operations

- Continue to dedicate full time staff to direct sustainability initiatives.
- Achieve ENVISION certification for public facilities infrastructure.
- Work on adoption of environmental purchasing guidelines.
- Promote the use of sustainable materials for municipal maintenance and new projects.

Sustainable Communities

- Enhance communication to the community on the Village of Oak Park's efforts to maintain the community's historic assets.
- Develop and implement income eligible housing policies to implement sustainable building and maintenance practices.
- Educate the community about sustainability initiatives using existing municipal multi-media communication outlets.
- Utilize strategic partnerships with other community organizations to promote sustainability.

Water

- Educate residents on the benefits associated with Oak Park's designation as a Water Sense Partner
- Collaborate with multiple departments to continue collaboration with energy utilities to integrate water conservation into energy audits for residential residents.

Waste & Recycling

- Set a specific waste reduction goal for municipal operations
- Promote and practice waste reduction, recycling and composting in municipal operations.
- Continue to case study zero waste efforts and support for public events.
- Expand collaborative efforts to promote Oak Park's compost and food scrap composting programs for homeowners.
- Continue expansion of education and outreach to the community on recycling and composting practices.

VILLAGE OF OAK PARK
 FISCAL YEAR 2021 BUDGET
 SUSTAINABILITY FUND

<u>Fund</u>	<u>Dept</u>	<u>Program</u>	<u>Account</u>	<u>Description</u>	<u>Department</u>	<u>Description</u>	<u>2018</u> <u>Actual</u>	<u>2019</u> <u>Actual</u>	<u>Original</u> <u>2020</u> <u>Budget</u>	<u>Amended</u> <u>2020</u> <u>Budget</u>	<u>Year</u> <u>End</u> <u>Estimate</u>	<u>2021</u> <u>Adopted</u> <u>Budget</u>	<u>2022</u> <u>Forecasted</u> <u>Budget</u>
2310	41020	101	441485	Sustainability Fund	Village Manager's Office (VMO)	CCA \$.3 Cents Revenue	424,655	432,355	425,000	425,000	425,000	425,000	425,000
2310	41020	101	491455	Sustainability Fund	Village Manager's Office (VMO)	Transfer From Env. Services Fund	150,000	150,000	150,000	150,000	150,000	150,000	150,000
2310	41020	101	445459	Sustainability Fund	Village Manager's Office (VMO)	Bag Fee Revenue	126,930	115,585	120,000	80,000	33,000	80,000	100,000
2310	41020	101	491499	Sustainability Fund	Village Manager's Office (VMO)	Transfer From Other Funds	-	-	-	-	-	-	-
SUB-TOTAL REVENUE							701,584	697,940	695,000	655,000	608,000	655,000	675,000
2310	41020	101	510501	Sustainability Fund	Village Manager's Office (VMO)	Regular Salaries	(71,428)	(72,687)	(73,544)	(73,544)	(73,544)	(71,750)	(73,903)
2310	41020	101	520520	Sustainability Fund	Village Manager's Office (VMO)	Life Insurance Expense	(98)	(94)	(93)	(93)	(93)	(93)	(96)
2310	41020	101	520521	Sustainability Fund	Village Manager's Office (VMO)	Health Insurance Expense	(8,942)	(8,648)	(8,534)	(8,534)	(8,534)	(7,500)	(7,725)
2310	41020	101	520522	Sustainability Fund	Village Manager's Office (VMO)	Social Security Expense	(4,267)	(4,343)	(4,560)	(4,560)	(4,560)	(4,449)	(4,582)
2310	41020	101	520523	Sustainability Fund	Village Manager's Office (VMO)	Medicare Expense	(998)	(1,016)	(1,066)	(1,066)	(1,066)	(1,040)	(1,071)
2310	41020	101	520527	Sustainability Fund	Village Manager's Office (VMO)	IMRF Contributions	(7,052)	(4,710)	(6,479)	(6,479)	(6,479)	(5,984)	(6,164)
2310	41020	101	530650	Sustainability Fund	Village Manager's Office (VMO)	Conferences Training	(445)	206	(2,500)	(2,500)	(200)	(2,500)	(2,575)
2310	41020	101	530667	Sustainability Fund	Village Manager's Office (VMO)	External Support	(22,441)	(24,888)	(73,300)	(73,300)	(34,750)	(76,500)	(78,795)
2310	41020	101	550601	Sustainability Fund	Village Manager's Office (VMO)	Printing	(635)	(812)	(17,500)	(17,500)	-	(9,000)	(9,270)
2310	41020	101	550602	Sustainability Fund	Village Manager's Office (VMO)	Membership Dues	(1,095)	(1,195)	(3,595)	(3,595)	(3,595)	(3,595)	(3,703)
2310	41020	101	550603	Sustainability Fund	Village Manager's Office (VMO)	Postage	(39)	(63)	(400)	(400)	(100)	(100)	(103)
2310	41020	101	550605	Sustainability Fund	Village Manager's Office (VMO)	Travel & Mileage Reimbursement	(64)	(192)	(375)	(375)	-	(375)	(386)
2310	41020	101	560606	Sustainability Fund	Village Manager's Office (VMO)	Books & Subscriptions	-	-	(250)	(250)	-	(250)	(258)
2310	41020	101	560620	Sustainability Fund	Village Manager's Office (VMO)	Office Supplies	(11)	(445)	(800)	(800)	(400)	(800)	(824)
2310	41020	101	570668	Sustainability Fund	Village Manager's Office (VMO)	Energy Efficiency Grant Programs	-	-	(220,000)	(220,000)	(20,000)	(220,000)	(220,000)
2310	41020	101	570850	Sustainability Fund	Village Manager's Office (VMO)	On-Site Solar	-	-	(180,000)	(180,000)	(10,000)	(270,000)	-
2310	41020	101	570851	Sustainability Fund	Village Manager's Office (VMO)	Sustainable VOP Projects	-	(18,000)	(50,000)	-	(40,000)	(100,000)	(50,000)
2310	41020	101	570954	Sustainability Fund	Village Manager's Office (VMO)	Street Lighting Improvements	-	(79,555)	(110,000)	(125,000)	(110,000)	(50,000)	(175,000)
2310	41020	101	570967	Sustainability Fund	Village Manager's Office (VMO)	Bikeway Capital Project	-	-	(200,000)	(75,000)	(35,000)	(165,000)	-
2310	41020	101	591895	Sustainability Fund	Village Manager's Office (VMO)	Transfer to CIP Fund	-	-	-	-	-	-	-
SUB-TOTAL EXPENDITURES							(117,514)	(216,442)	(952,996)	(792,996)	(348,321)	(988,936)	(634,454)
NET SURPLUS/(DEFICIT)							584,070	481,498	(257,996)	(137,996)	259,679	(333,936)	40,546
Beginning Audited Fund Balance 1/1/20												2,258,625	
2020 Projected Surplus (Deficit)												259,679	
Ending Projected Fund Balance 12/31/20												2,518,304	
Estimated Fund Balance 1/1/21												2,518,304	
2021 Budgeted Surplus (Deficit)												(333,936)	
Ending Estimated Fund Balance 12/31/21												2,184,368	
Estimated Fund Balance 1/1/22													2,184,368
2022 Budgeted Surplus (Deficit)													40,546
Ending Estimated Fund Balance 12/31/22													2,224,914

Tobacco Enforcement Program Fund

Fund Summary:

The Tobacco Enforcement Program (TEP) is funded by the Illinois Department of Human Services – Division of Alcoholism and Substance Abuse. TEP enables the Police Department to collaborate with retailers to stop illegal tobacco sales to minors.

VILLAGE OF OAK PARK
 FISCAL YEAR 2021 BUDGET
 TOBACCO ENFORCEMENT PROGRAM FUND

<u>Fund</u>	<u>Dept</u>	<u>Program</u>	<u>Account</u>	<u>Description</u>	<u>Department</u>	<u>Description</u>	<u>2018 Actual</u>	<u>2019 Actual</u>	<u>Original 2020 Budget</u>	<u>Amended 2020 Budget</u>	<u>Year End Estimate</u>	<u>2021 Adopted Budget</u>	<u>2022 Forecasted Budget</u>
2220	42490	101	431400	Tobacco Enforcement Grant	POLICE - Grants	Grant Revenue	2,051	2,078	3,000	3,000	3,000	3,000	3,000
						SUB-TOTAL REVENUES	2,051	2,078	3,000	3,000	3,000	3,000	3,000
2220	42490	101	550701	Tobacco Enforcement Grant	POLICE - Grants	Tobacco Grant Expenditures	(2,051)	(2,078)	(3,000)	(3,000)	(3,000)	(3,000)	(3,000)
						SUB-TOTAL EXPENDITURES	(2,051)	(2,078)	(3,000)	(3,000)	(3,000)	(3,000)	(3,000)
						NET SURPLUS/(DEFICIT)	-	-	-	-	-	-	-

Travel, Training & Wellness

Fund Summary:

The Travel, Training & Wellness Fund exists to fund initiatives related to the professional and personal development of the Village's workforce. Revenues in the Fund are generated from point rewards issued when purchases are made with Village credit cards. The credit card rebate is paid to the Village each January and credited to prior year budget revenue. There are no legal restrictions for use of these funds.

VILLAGE OF OAK PARK
 FISCAL YEAR 2021 BUDGET
 TRAVEL, TRAINING & WELLNESS

<u>Fund</u>	<u>Dept</u>	<u>Program</u>	<u>Account</u>	<u>Description</u>	<u>Department</u>	<u>Description</u>	<u>2018</u> <u>Actual</u>	<u>2019</u> <u>Actual</u>	<u>Original</u> <u>2020</u> <u>Budget</u>	<u>Amended</u> <u>2020</u> <u>Budget</u>	<u>Year</u> <u>End</u> <u>Estimate</u>	<u>2021</u> <u>Adopted</u> <u>Budget</u>	<u>2022</u> <u>Forecasted</u> <u>Budget</u>
1050	41300	101	441460	Travel, Training & Wellness	Finance	Credit Card Points Revenue	24,295	25,674	30,000	30,000	30,000	30,000	30,000
SUB-TOTAL REVENUES							24,295	25,674	30,000	30,000	30,000	30,000	30,000
1050	41020	101	530650	Travel, Training & Wellness	Village Manager's Office	Conferences Training	(18,200)	(9,697)	(30,000)	-	(10,000)	(80,000)	(80,000)
1050	42500	101	530650	Travel, Training & Wellness	Fire - Admin	Conferences Training	-	-	-	-	-	-	-
1050	41020	101	530667	Travel, Training & Wellness	Village Manager's Office	External Support	-	-	-	-	-	-	-
SUB-TOTAL EXPENDITURES							(18,200)	(9,697)	(30,000)	-	(10,000)	(80,000)	(80,000)
NET SURPLUS/(DEFICIT)							6,095	15,977	-	30,000	20,000	(50,000)	(50,000)

Beginning Audited Fund Balance 1/1/20	90,832	
2020 Projected Surplus (Deficit)	20,000	
Ending Projected Fund Balance 12/31/20	<u>110,832</u>	
Estimated Fund Balance 1/1/21	110,832	
2021 Budgeted Surplus (Deficit)	(50,000)	
Ending Estimated Fund Balance 12/31/21	<u>60,832</u>	
Estimated Fund Balance 1/1/22		60,832
2022 Budgeted Surplus (Deficit)		(50,000)
Ending Estimated Fund Balance 12/31/22		<u>10,832</u>

Capital Improvement Funds

The Capital Improvement Fund generates revenue through a dedicated 1 percent sales tax, a six cent per gallon gasoline tax, as well as IMF Telecommunications Taxes distributed through the state. The fund's most notable expenses are the repair and replacement of local streets, alleys and sidewalks. It also funds the other capital funds through inter-fund transfers.

Although the current focus is on the actual infrastructure improvements it is not possible to have a valid conversation about the fund's ability to pay for the costs of projects without also discussing the other expenses of the fund.

The revenue and expense table below illustrates the overall fund finances. However, the operations portion (i.e. everything beyond the capital costs), are currently under review and will come before the Finance Committee and Village Board as a part of the operational budget recommendation.

The Public Works Department is responsible for the oversight and management of three Capital Funds including the Capital Improvement Fund, Building Improvement Fund and Fleet Replacement Fund. These funds support equipment and projects that have an extended life. Streets, sidewalks, HVAC systems and vehicles are typical expenditures from these funds. The Capital Improvement Fund also includes expenditures for personnel salaries and benefits that support the Funds programs and projects. The Capital Improvement Fund includes expenditures to the other capital funds through inter-fund transfers.

The Finance Department is responsible for the oversight and management of the Equipment Replacement Fund, which tracks expenses related to major technical equipment purchases for Village departments.

Criteria

Capital projects must meet the following criteria:

- Minimum value of \$25,000
- Useful life of longer than two years
- Results in a fixed asset
- If an engineering study, leads to a capital program

Capital projects include costs in the following six main categories:

- Professional Services
- Land Acquisition
- Infrastructure Improvements
- Building Improvements
- Machinery and Equipment
- Other/Miscellaneous

Building Improvement Fund

Fund Summary:

The Building Improvement Fund revenue is transferred from the primary Capital Improvement Fund and is therefore indirectly funded by bond proceeds. This fund accounts for all expenses related to the repair and maintenance of all Village owned facilities. Specific items include HVAC components, Mechanical, Electrical and Plumbing (MEP) components, Structural, Roofing and Building Envelope components, Fire Protection and Life Safety components, and general site components such as driveways, sidewalks, concrete and pavement.

Village owned facilities include Village Hall and the Police Station, Public Works Center, three fire stations, the Metra Station and various other Village owned properties. The three water pumping stations are managed through the Water & Sewer Fund, and the Holley Court and Avenue Garage parking garages are managed through the Parking Fund.

VILLAGE OF OAK PARK
 FISCAL YEAR 2021 BUDGET
 CAPITAL BUILDING IMPROVEMENTS FUND

<u>Fund</u>	<u>Dept</u>	<u>Program</u>	<u>Account</u>	<u>Description</u>	<u>Department</u>	<u>Description</u>	<u>2018</u>	<u>2019</u>	<u>Original</u>	<u>Amended</u>	<u>Year</u>	<u>2021</u>	<u>2022</u>
							<u>Actual</u>	<u>Actual</u>	<u>Budget</u>	<u>Budget</u>	<u>End</u>	<u>Adopted</u>	<u>Forecasted</u>
											<u>Estimate</u>	<u>Budget</u>	<u>Budget</u>
3012	41300	101	491495	Capital Bldg Improvements	DPW - Building Maintenance	Transfer From CIP Fund	567,250	192,000	4,225,000	725,000	-	-	-
3012	41300	101	493806	Capital Bldg Improvements	DPW - Building Maintenance	Bond Anticipation Notes	-	-	-	-	-	1,550,000	-
3012	43790	101	431400	Capital Bldg Improvements	DPW - Building Maintenance	Grant Revenue	-	-	20,000	20,000	470,000	20,000	-
						SUB-TOTAL REVENUE	567,250	192,000	4,245,000	745,000	470,000	1,570,000	-
3012	43790	101	540673	Capital Bldg Improvements	DPW - Building Maintenance	Building Maintenance	(260,647)	(229,770)	(4,425,000)	(1,142,370)	(563,306)	(1,595,000)	(32,095,000)
						SUB-TOTAL EXPENDITURES	(260,647)	(229,770)	(4,425,000)	(1,142,370)	(563,306)	(1,595,000)	(32,095,000)
						NET SURPLUS/(DEFICIT)	306,603	(37,770)	(180,000)	(397,370)	(93,306)	(25,000)	(32,095,000)
						Beginning Audited Fund Balance 1/1/20					516,113		
						2020 Projected Surplus (Deficit)					(93,306)		
						Ending Projected Fund Balance 12/31/20					422,807		
						Estimated Fund Balance 1/1/21						422,807	
						2021 Budgeted Surplus (Deficit)						(25,000)	
						Ending Estimated Fund Balance 12/31/21						397,807	
						Estimated Fund Balance 1/1/22							397,807
						2022 Budgeted Surplus (Deficit)							(32,095,000)
						Ending Estimated Fund Balance 12/31/22							(31,697,193)

Equipment Replacement Fund

Fund Summary:

The Equipment Replacement Fund tracks expenses related to major equipment purchase. Expenditures charged to this fund include any capitalized equipment purchase but excludes vehicles which are budgeted in the Fleet Fund.

VILLAGE OF OAK PARK
FISCAL YEAR 2021 BUDGET
EQUIPMENT REPLACEMENT FUND

<u>Fund</u>	<u>Dept</u>	<u>Program</u>	<u>Account</u>	<u>Description</u>	<u>Department</u>	<u>Description</u>	<u>2018</u> <u>Actual</u>	<u>2019</u> <u>Actual</u>	<u>Original</u> <u>2020</u> <u>Budget</u>	<u>Amended</u> <u>2020</u> <u>Budget</u>	<u>Year</u> <u>End</u> <u>Estimate</u>	<u>2021</u> <u>Adopted</u> <u>Budget</u>	<u>2022</u> <u>Forecasted</u> <u>Budget</u>
3029	42400	101	441462	Equipment Replacement Fund	Finance	Miscellaneous Revenue	-	-	-	-	-	-	-
3029	41300	101	461490	Equipment Replacement Fund	Finance	Interest Revenue	-	-	-	-	-	-	-
3029	42500	101	431400	Equipment Replacement Fund	Finance	Grant Revenue	-	-	182,984	182,984	182,984	-	-
3029	41300	101	491495	Equipment Replacement Fund	Finance	Transfer From CIP Fund	743,057	-	1,500,000	1,500,000	1,500,000	620,000	-
SUB-TOTAL REVENUE							743,057	-	1,682,984	1,682,984	1,682,984	620,000	-
3029	43790	101	540673	Equipment Replacement Fund	Finance	Building Maintenance	-	-	-	-	-	-	-
3029	41300	905	550689	Equipment Replacement Fund	Finance	Operational Mainten Support	-	-	-	-	-	-	-
3029	41040	884	540690	Equipment Replacement Fund	Finance	Telecommunication Charges	-	-	-	-	-	-	-
3029	41300	884	540690	Equipment Replacement Fund	Finance	Telecommunication Charges	-	-	(1,394,490)	(1,745,157)	(1,745,157)	-	-
3029	41300	905	540690	Equipment Replacement Fund	Finance	Telecommunication Charges	-	-	-	-	-	-	-
3029	41300	905	570290	Equipment Replacement Fund	Finance	WAN Equipment	-	-	-	-	-	-	-
3029	41300	905	570294	Equipment Replacement Fund	Finance	Printers	(2,134)	(2,982)	(3,000)	(3,000)	(1,500)	(3,000)	(7,000)
3029	41300	906	570710	Equipment Replacement Fund	Finance	Equipment	-	(278,680)	(88,000)	(88,000)	(25,000)	(14,000)	(33,000)
3029	41300	714	570710	Equipment Replacement Fund	Finance	Equipment	(65,000)	(221,995)	(348,846)	(348,846)	(305,504)	(138,646)	(35,000)
3029	41300	910	570711	Equipment Replacement Fund	Finance	Equipment	-	-	-	-	-	-	-
3029	41300	101	570711	Equipment Replacement Fund	Finance	Equipment	-	-	-	-	-	-	-
3029	41300	905	570711	Equipment Replacement Fund	Finance	Software	(18,995)	-	-	-	-	(50,000)	-
3029	41300	906	570711	Equipment Replacement Fund	Finance	Software	-	-	(2,000)	(2,000)	(2,000)	-	-
3029	41300	714	570711	Equipment Replacement Fund	Finance	Software	-	-	-	-	-	-	-
3029	41300	909	570711	Equipment Replacement Fund	Finance	Software	(91,475)	-	-	-	-	-	-
3029	41300	915	570711	Equipment Replacement Fund	Finance	Software	-	-	-	-	-	-	-
3029	41300	905	570720	Equipment Replacement Fund	Finance	Computer Equipment	(38,568)	(44,179)	(79,000)	(79,000)	(40,000)	(40,000)	(78,000)
3029	41300	906	570720	Equipment Replacement Fund	Finance	Computer Equipment	(36,783)	(52,886)	(56,000)	(56,000)	(56,000)	(78,000)	(280,000)
3029	41300	915	570720	Equipment Replacement Fund	Finance	Computer Equipment	-	-	-	-	-	-	-
3029	41110	882	570720	Equipment Replacement Fund	Finance	Computer Equipment	-	-	-	-	-	-	-
3029	41300	884	570720	Equipment Replacement Fund	Finance	Computer Equipment	(74,806)	(66,705)	(95,000)	(95,000)	(70,000)	(65,000)	(85,000)
3029	41300	909	570720	Equipment Replacement Fund	Finance	Computer Equipment	-	-	-	-	-	-	-
3029	41300	199	591895	Equipment Replacement Fund	Finance	Interfund Transfer to CIP Fund	-	(700,000)	-	-	-	-	-
SUB-TOTAL EXPENDITURES							(327,761)	(1,367,427)	(2,066,336)	(2,417,003)	(2,245,161)	(388,646)	(518,000)
NET SURPLUS/(DEFICIT)							415,296	(1,367,427)	(383,352)	(734,019)	(562,177)	231,354	(518,000)

Beginning Audited Fund Balance 1/1/20 375,577
2020 Projected Surplus (Deficit) (562,177)
Ending Projected Fund Balance 12/31/20 (186,600)

Estimated Fund Balance 1/1/21 (186,600)
2021 Budgeted Surplus (Deficit) 231,354
Ending Estimated Fund Balance 12/31/21 44,754

Estimated Fund Balance 1/1/22 44,754
2022 Budgeted Surplus (Deficit) (518,000)
Ending Estimated Fund Balance 12/31/22 (473,246)

Fleet Replacement Fund

Fund Summary

The Fleet Replacement Fund tracks expenses related to vehicle purchases for Village departments outside of the Village's Enterprise funds (Water/Sewer, Parking and Environmental Services).

The Fleet Services Division within the Public Works Department reviews equipment needs with relevant departments and determines optimal replacement cycles. This is based on an analysis of cost effectiveness of maintenance, life expectancy, technological advancements and environmental impacts.

The Fleet Services Division continues to search for fiscally responsible ways of expanding our Green Fleet with equipment that provide the required features for each Village department, while also using less fuel and helping clean the environment. The Village "Green Fleet" consists of 2 Compressed Natural Gas pickup trucks, 20 Hybrid vehicles, 6 electric cars and all 68 of the diesel vehicles run on B20 biodiesel fuel. This equals 45% of the fleet using alternate fuels.

The Village owns and maintains 212 vehicles and pieces of equipment which are dedicated to each department as follows:

- Village Hall vehicles includes Development Customer Services, Health Department and Pool cars: 14 total: 9 hybrid sedans, 3 electric sedans, 1 SUV and 1 van
- Police: 76 total: 41 marked squads and 22 unmarked squads. The remaining vehicles consist of CSO vehicles, specialty vehicles, Segways and generators.
- Parking Enforcement: 5 total: 1 Sedan, 1 Minivan, 2 SUVs and 1 Hybrid SUV.
- Fire: 18 total: 3 Pumpers, 1 ladder truck, 4 ambulances, 1 command vehicle, 1 pickup truck, 4 SUVs, 2 hybrid inspector vehicles, 1 electric inspector vehicle and 1 ATV
- Public Works: 68 total: 1 electric admin/pool vehicle, 5 hybrid admin/pool vehicles, 6 admin/pool vehicles, 1 full size van, 2 minivans, 9 pickup trucks, 4 aerial trucks, 14 large trucks, 3 front end loaders, 5 one ton trucks, 1 garbage truck, 1 street sweeper, 1 tow truck and 15 various equipment and trailers
- Parking Fund vehicles: 5 total: 3 minivans, 1 pickup truck w plow and 1 small SUV
- Water & Sewer Fund vehicles: 25 total: 5 large trucks, 3 one ton trucks, 2 backhoe/loaders, 3 pickup trucks, 1 portable pumping station generator, 1 stationary pumping station generator, 1 hybrid sedan, 1 electric sedan, 2 minivans, 2 full size vans and 4 various equipment and trailers
- Environmental Services Fund: 1 pickup truck

VILLAGE OF OAK PARK
 FISCAL YEAR 2021 BUDGET
 FLEET REPLACEMENT FUND

<u>Fund</u>	<u>Dept</u>	<u>Program</u>	<u>Account</u>	<u>Description</u>	<u>Department</u>	<u>Description</u>	<u>2018</u>	<u>2019</u>	<u>Original</u>	<u>Amended</u>	<u>Year</u>	<u>2021</u>	<u>2022</u>
							<u>Actual</u>	<u>Actual</u>	<u>Budget</u>	<u>Budget</u>	<u>End</u>	<u>Adopted</u>	<u>Forecasted</u>
												<u>Budget</u>	<u>Budget</u>
3032	41300	101	491424	Fleet Replacement Fund	DPW - Fleet Operations	Transfer From Rico Fund	190,000	229,559	214,000	70,876	70,876	277,500	
3032	41300	101	491495	Fleet Replacement Fund	DPW - Fleet Operations	Transfer From CIP Fund	1,253,903	750,000	770,000	320,000	320,000	200,000	
						SUB-TOTAL REVENUE	1,443,903	979,559	984,000	390,876	390,876	477,500	-
3032	43900	101	570750	Fleet Replacement Fund	DPW - Fleet Operations	Vehicles- Administration	-	(35,725)	(35,000)	-	-	-	(35,000)
3032	43900	851	570750	Fleet Replacement Fund	DPW - Fleet Operations	Vehicles- Fire	(277,183)	-	(295,000)	(990,824)	(695,974)	(284,000)	(750,000)
3032	43900	856	570750	Fleet Replacement Fund	DPW - Fleet Operations	Vehicles- Parking Enforcement	(22,635)	-	(30,000)	(27,213)	(27,213)	(34,000)	(34,000)
3032	43900	857	570750	Fleet Replacement Fund	DPW - Fleet Operations	Vehicles- Police	(189,678)	(225,359)	(214,000)	(73,876)	(70,876)	(277,500)	(384,000)
3032	43900	858	570750	Fleet Replacement Fund	DPW - Fleet Operations	Vehicles- Public Works	(626,315)	(507,694)	(315,000)	(132,915)	(132,915)	(55,000)	(582,000)
3032	43900	851	570751	Fleet Replacement Fund	DPW - Fleet Operations	Capital Lease Interest Expense	(25,736)	(16,325)	(11,682)	(11,682)	(11,682)	(8,903)	(6,033)
3032	43900	851	570752	Fleet Replacement Fund	DPW - Fleet Operations	Capital Lease Principal	(240,165)	(150,316)	(83,176)	(83,176)	(83,176)	(85,954)	(94,857)
						SUB-TOTAL EXPENDITURES	(1,381,712)	(935,419)	(983,858)	(1,319,686)	(1,021,836)	(745,357)	(1,885,890)
						NET SURPLUS/(DEFICIT)	62,191	44,140	142	(928,810)	(630,960)	(267,857)	(1,885,890)

Beginning Audited Fund Balance 1/1/20
 2020 Projected Surplus (Deficit)
 Ending Projected Fund Balance 12/31/20

942,766
 (630,960)
 311,806

Estimated Fund Balance 1/1/21
 2021 Budgeted Surplus (Deficit)
 Ending Estimated Fund Balance 12/31/21

311,806
 (267,857)
 43,949

Estimated Fund Balance 1/1/22
 2022 Budgeted Surplus (Deficit)
 Ending Estimated Fund Balance 12/31/22

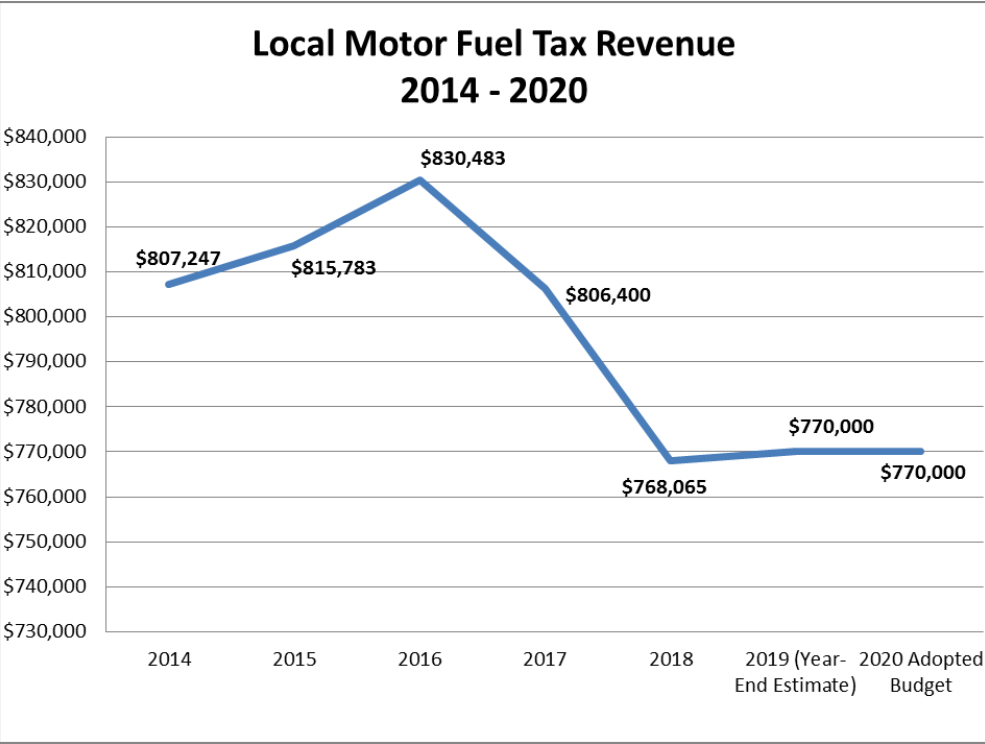
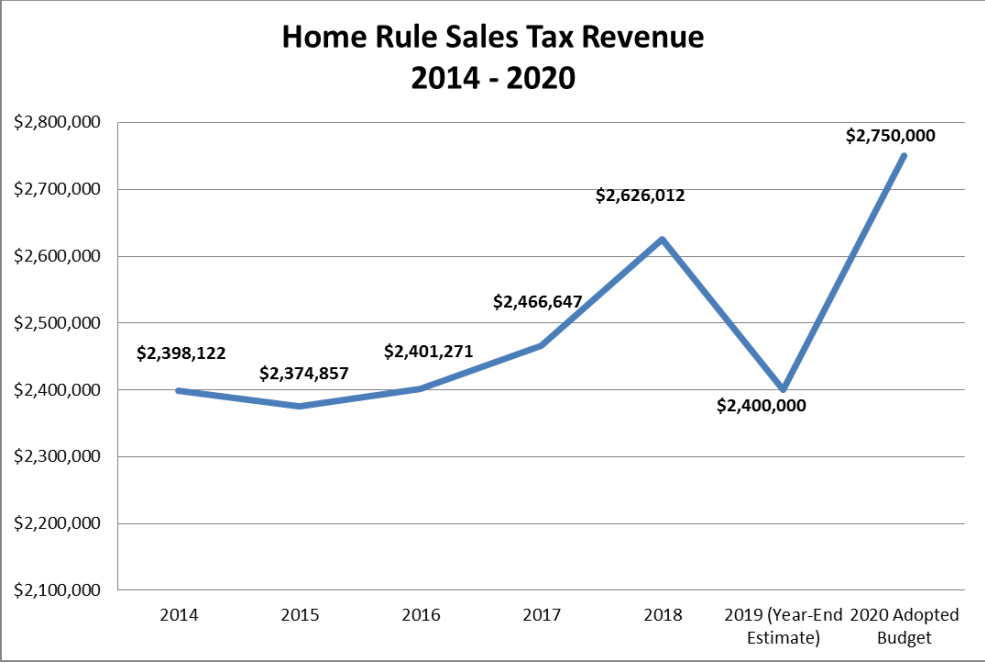
43,949
 (1,885,890)
 (1,841,941)

Capital Improvement Fund

Fund Summary:

The Capital Improvement Fund generates revenue through a dedicated 1% home rule sales tax, a six cent per gallon gasoline tax, an allocated 1% telecommunications tax, as well as grants and bond proceeds.

The fund's most notable expenses are the repair and replacement of local streets, alleys and sidewalks. It also funds the other capital funds through inter-fund transfers.



VILLAGE OF OAK PARK
FISCAL YEAR 2021 BUDGET
CAPITAL IMPROVEMENTS FUND

Fund	Dept	Program	Account	Description	Department	Description	2018	2019	Original	Amended	Year	2021	2022
							Actual	Actual	2020	2020	End	Adopted	Forecasted
							Budget	Budget	Budget	Budget	Estimate	Budget	Budget
3095	43780	101	413406	Capital Improvement Fund	DPW - Capital Projects	Homerule Sales Tax	2,626,012	2,507,374	2,750,000	1,250,000	1,750,000	2,500,000	2,500,000
3095	41300	101	413407	Capital Improvement Fund	DPW - Capital Projects	PACE Shelter Ad Revenue	5,744	3,773	12,000	12,000	12,000	12,000	12,000
3095	41300	101	414414	Capital Improvement Fund	DPW - Capital Projects	Cannabis Tax	-	-	200,000	100,000	100,000	400,000	400,000
3095	41300	101	414414	Capital Improvement Fund	DPW - Capital Projects	Ride Share Tax	-	-	250,000	-	-	-	-
3095	43780	101	414416	Capital Improvement Fund	DPW - Capital Projects	Local Option Gasoline Tax	768,065	684,943	770,000	400,000	400,000	600,000	600,000
3095	43780	101	431400	Capital Improvement Fund	DPW - Capital Projects	Grant Revenue	42,016	121,697	2,900,000	433,000	493,158	1,941,020	-
3095	43700	822	440474	Capital Improvement Fund	DPW - Capital Projects	Sidewalk Repair Program	1,455	-	-	-	-	-	-
3095	43700	815	440477	Capital Improvement Fund	DPW - Capital Projects	Alley Improvements	-	34,573	-	-	-	-	-
3095	43780	101	441432	Capital Improvement Fund	DPW - Capital Projects	Infrastructure Maintenance Fee	198,418	168,847	200,000	200,000	200,000	200,000	200,000
3095	43700	101	441462	Capital Improvement Fund	DPW - Capital Projects	Miscellaneous Revenue	4,787	1,940	1,000	350,000	350,000	2,000	2,000
3095	43800	741	441475	Capital Improvement Fund	DPW - Capital Projects	Recovered Damages	6,798	62,291	-	-	-	-	-
3095	41300	101	461490	Capital Improvement Fund	DPW - Capital Projects	Interest Revenue	9,430	37,170	11,000	11,000	5,000	2,000	2,000
3095	41300	101	491401	Capital Improvement Fund	DPW - Capital Projects	Transfer From General Fund	1,836,000	1,700,000	1,930,000	1,430,000	1,430,000	-	-
3095	41300	101	491425	Capital Improvement Fund	DPW - Capital Projects	Transfer Fr Debt Service Fund (Bond Issue)	-	-	16,500,000	9,900,000	10,625,000	-	-
3095	41300	101	491425	Capital Improvement Fund	DPW - Capital Projects	Transfer Fr Debt Service (DSF Reserves)	-	-	725,000	725,000	725,000	-	-
3095	41300	101	491499	Capital Improvement Fund	DPW - Capital Projects	Transfer from Other Funds	0	700,000	-	-	-	-	-
SUB-TOTAL REVENUE							5,498,726	6,022,608	26,249,000	14,811,000	16,090,158	5,657,020	3,716,000
3095	43700	101	510501	Capital Improvement Fund	DPW - Capital Projects	Regular Salaries	-	-	-	-	-	-	-
3095	43710	101	510501	Capital Improvement Fund	DPW - Capital Projects	Regular Salaries	-	-	(35,000)	(35,000)	(35,000)	-	-
3095	46260	101	510501	Capital Improvement Fund	DPW - Capital Projects	Regular Salaries	(76,687)	(92,852)	(94,977)	(94,977)	(94,977)	(124,932)	(128,680)
3095	43780	721	510501	Capital Improvement Fund	DPW - Capital Projects	Regular Salaries	(351,616)	(400,416)	(442,439)	(366,146)	(366,146)	(261,255)	(269,093)
3095	43700	721	510501	Capital Improvement Fund	DPW - Capital Projects	Regular Salaries	-	-	-	-	-	-	-
3095	43780	721	510503	Capital Improvement Fund	DPW - Capital Projects	Overtime	(6,352)	(1,686)	(21,000)	(21,000)	(10,000)	(21,000)	(21,630)
3095	46260	101	510506	Capital Improvement Fund	DPW - Capital Projects	Equip Allow (Auto,Phone,Tools)	(168)	(167)	-	-	-	-	-
3095	43780	721	510515	Capital Improvement Fund	DPW - Capital Projects	Comp Time	(183)	(1,361)	-	-	-	-	-
3095	43780	101	510518	Capital Improvement Fund	DPW - Capital Projects	Seasonal Employees	-	-	-	-	-	-	-
3095	43780	721	510519	Capital Improvement Fund	DPW - Capital Projects	Vacation Time Payout	(84)	(270)	-	-	-	-	-
SUB-TOTAL PERSONAL SERVICES							(435,089)	(496,752)	(593,416)	(517,123)	(506,123)	(407,187)	(419,403)
3095	43780	721	510509	Capital Improvement Fund	DPW - Capital Projects	Comp Time Payout	(2,683)	(91)	-	-	-	-	-
3095	46260	101	520520	Capital Improvement Fund	DPW - Capital Projects	Life Insurance Expense	(55)	(62)	(62)	(62)	(62)	(85)	(88)
3095	43780	721	520520	Capital Improvement Fund	DPW - Capital Projects	Life Insurance Expense	(468)	(519)	(539)	(469)	(469)	(335)	(345)
3095	43700	721	520520	Capital Improvement Fund	DPW - Capital Projects	Life Insurance Expense	-	-	-	-	-	-	-
3095	43710	101	520520	Capital Improvement Fund	DPW - Capital Projects	Life Insurance Expense	-	-	(23)	(23)	(23)	-	-
3095	46260	101	520521	Capital Improvement Fund	DPW - Capital Projects	Health Insurance Expense	(10,088)	(11,019)	(10,782)	(10,782)	(10,782)	(15,568)	(16,035)
3095	43780	721	520521	Capital Improvement Fund	DPW - Capital Projects	Health Insurance Expense	(60,460)	(52,418)	(53,197)	(46,441)	(46,441)	(27,975)	(28,814)
3095	43700	721	520521	Capital Improvement Fund	DPW - Capital Projects	Health Insurance Expense	-	-	-	-	-	-	-
3095	43710	101	520521	Capital Improvement Fund	DPW - Capital Projects	Health Insurance Expense	-	-	(5,961)	(5,961)	(5,961)	-	-
3095	46260	101	520522	Capital Improvement Fund	DPW - Capital Projects	Social Security Expense	(4,327)	(5,249)	(5,308)	(5,308)	(5,308)	(7,234)	(7,451)
3095	43780	721	520522	Capital Improvement Fund	DPW - Capital Projects	Social Security Expense	(21,180)	(23,984)	(28,610)	(23,850)	(23,850)	(17,377)	(17,898)
3095	43700	721	520522	Capital Improvement Fund	DPW - Capital Projects	Social Security Expense	-	-	-	-	-	-	-
3095	43710	101	520522	Capital Improvement Fund	DPW - Capital Projects	Social Security Expense	-	-	(1,990)	(1,990)	(1,990)	-	-
3095	46260	101	520523	Capital Improvement Fund	DPW - Capital Projects	Medicare Expense	(1,068)	(1,284)	(1,377)	(1,377)	(1,377)	(1,812)	(1,866)
3095	43780	721	520523	Capital Improvement Fund	DPW - Capital Projects	Medicare Expense	(4,954)	(5,609)	(6,720)	(5,607)	(5,607)	(4,093)	(4,216)
3095	43700	721	520523	Capital Improvement Fund	DPW - Capital Projects	Medicare Expense	-	-	-	-	-	-	-
3095	43710	101	520523	Capital Improvement Fund	DPW - Capital Projects	Medicare Expense	-	-	(508)	(508)	(508)	-	-
3095	46260	101	520527	Capital Improvement Fund	DPW - Capital Projects	IMRF Contributions	(7,559)	(6,017)	(8,367)	(8,367)	(8,367)	(10,419)	(10,732)
3095	43780	721	520527	Capital Improvement Fund	DPW - Capital Projects	IMRF Contributions	(35,662)	(26,175)	(40,292)	(33,233)	(33,233)	(23,540)	(24,246)
3095	43700	721	520527	Capital Improvement Fund	DPW - Capital Projects	IMRF Contributions	-	-	-	-	-	-	-
3095	43710	101	520527	Capital Improvement Fund	DPW - Capital Projects	IMRF Contributions	-	-	(3,084)	(3,084)	(3,084)	-	-
SUB-TOTAL FRINGE BENEFITS							(148,505)	(132,427)	(166,820)	(147,062)	(147,062)	(108,438)	(111,691)

VILLAGE OF OAK PARK
FISCAL YEAR 2021 BUDGET
CAPITAL IMPROVEMENTS FUND

Fund	Dept	Program	Account	Description	Department	Description	2018 Actual	2019 Actual	Original 2020 Budget	Amended 2020 Budget	Year End Estimate	2021 Adopted Budget	2022 Forecasted Budget
3095	43780	101	530650	Capital Improvement Fund	DPW - Capital Projects	Conferences Training	(2,767)	(3,411)	(7,500)	(1,500)	(1,500)	(1,500)	(1,545)
3095	41020	101	530667	Capital Improvement Fund	DPW - Capital Projects	External Support	(1,150)	-	-	-	-	-	-
3095	43780	101	530667	Capital Improvement Fund	DPW - Capital Projects	External Support	(141,852)	(183,714)	(167,500)	(263,186)	(263,186)	(75,000)	(77,250)
SUB-TOTAL CONTRACTUAL SERVICES							(145,769)	(187,125)	(175,000)	(264,686)	(264,686)	(76,500)	(78,795)
3095	43780	101	550601	Capital Improvement Fund	DPW - Capital Projects	Printing	(2,696)	(4,338)	(3,000)	(2,000)	(2,000)	(2,000)	(2,060)
3095	43780	101	550602	Capital Improvement Fund	DPW - Capital Projects	Membership Dues	(340)	(1,302)	(1,165)	(615)	(615)	(855)	(881)
3095	43780	101	550603	Capital Improvement Fund	DPW - Capital Projects	Postage	(3,930)	(3,576)	(4,000)	(4,000)	(3,000)	(4,000)	(4,120)
3095	43780	101	550652	Capital Improvement Fund	DPW - Capital Projects	Legal Postings and Doc. Fees	(3,654)	(1,771)	(3,000)	(2,000)	(2,000)	(2,000)	(2,060)
3095	41300	101	550656	Capital Improvement Fund	DPW - Capital Projects	Miscellaneous Expense	-	-	-	-	-	-	-
3095	43780	101	550663	Capital Improvement Fund	DPW - Capital Projects	Software License Updates	(17,813)	(21,357)	(23,752)	(13,653)	(13,653)	(13,750)	(14,163)
3095	43780	101	550671	Capital Improvement Fund	DPW - Capital Projects	Office Machine Service	(10,281)	(10,281)	(10,350)	(9,965)	(9,965)	(9,965)	(10,264)
3095	43780	101	550673	Capital Improvement Fund	DPW - Capital Projects	Repairs	-	-	(250)	(250)	(250)	(250)	(258)
3095	43780	101	550690	Capital Improvement Fund	DPW - Capital Projects	Public Art	-	-	(100,000)	-	-	-	-
3095	46205	101	550690	Capital Improvement Fund	DPW - Capital Projects	Public Art	-	-	-	-	-	-	-
3095	43780	101	560620	Capital Improvement Fund	DPW - Capital Projects	Office Supplies	(1,722)	(1,288)	(2,000)	(2,000)	(2,000)	(2,000)	(2,060)
3095	43780	101	560625	Capital Improvement Fund	DPW - Capital Projects	Clothing	(310)	(513)	(1,500)	(500)	(500)	(500)	(515)
3095	43780	101	560631	Capital Improvement Fund	DPW - Capital Projects	Operational Supplies	(402)	(1,268)	(1,500)	(1,500)	(1,500)	(1,500)	(1,545)
SUB-TOTAL MATERIALS & SUPPLIES							(41,147)	(45,694)	(150,517)	(36,483)	(35,483)	(36,820)	(37,925)
3095	43780	101	570706	Capital Improvement Fund	DPW - Capital Projects	Project Engineering	(867,824)	(785,749)	(4,745,709)	(2,363,353)	(2,323,637)	(2,415,082)	(1,365,000)
3095	43780	721	570706	Capital Improvement Fund	DPW - Capital Projects	Project Engineering	-	-	-	-	-	-	-
3095	43780	101	570720	Capital Improvement Fund	DPW - Capital Projects	Computer Equipment	-	-	-	-	-	-	-
3095	43780	101	570951	Capital Improvement Fund	DPW - Capital Projects	Local Street Construction	(2,641,579)	(1,645,753)	(3,542,645)	(3,672,515)	(3,529,914)	(695,060)	(1,480,000)
3095	43780	101	570953	Capital Improvement Fund	DPW - Capital Projects	Sidewalk Improvements	(25,409)	(24,131)	(50,000)	(25,000)	(25,000)	(50,000)	(75,000)
3095	43780	101	570954	Capital Improvement Fund	DPW - Capital Projects	Street Lighting Improvements	(30,155)	(44,448)	(50,000)	(15,399)	(15,390)	-	(50,000)
3095	43780	101	570955	Capital Improvement Fund	DPW - Capital Projects	Traffic Calming Improvements	(13,004)	(14,190)	(812,000)	(71,736)	(59,236)	(560,000)	(460,000)
3095	43780	101	570957	Capital Improvement Fund	DPW - Capital Projects	Tree Replacement	(143,496)	(176,747)	(175,000)	(95,000)	(95,000)	(100,000)	(200,000)
3095	43780	101	570958	Capital Improvement Fund	DPW - Capital Projects	Street Furnishings	-	-	(15,000)	-	-	(5,000)	(15,000)
3095	43780	101	570959	Capital Improvement Fund	DPW - Capital Projects	Streetscaping	(625,918)	(606,199)	(7,668,336)	(4,476,880)	(3,416,297)	(3,795,432)	(3,341,279)
3095	43780	101	570962	Capital Improvement Fund	DPW - Capital Projects	Bicycle Racks	-	(3,478)	(5,000)	-	-	-	(5,000)
3095	43780	101	570963	Capital Improvement Fund	DPW - Capital Projects	Landscape Improvements	(42,257)	(27,642)	(50,000)	-	-	-	(50,000)
3095	43780	101	570964	Capital Improvement Fund	DPW - Capital Projects	Alley Improvements	(2,977,363)	(1,789,707)	(1,123,050)	(52,447)	(53,880)	-	(1,330,000)
3095	43780	101	570966	Capital Improvement Fund	DPW - Capital Projects	Traffic Signals	-	-	-	(29,459)	-	(29,459)	-
3095	43780	101	570967	Capital Improvement Fund	DPW - Capital Projects	Bicycle Plan Improvements	(3,636)	-	-	-	(35,000)	-	(200,000)
3095	43780	101	570971	Capital Improvement Fund	DPW - Capital Projects	Traffic Signal Management	(31,055)	(194,312)	(45,000)	(25,000)	(18,616)	(20,000)	(45,000)
3095	43780	802	570971	Capital Improvement Fund	DPW - Capital Projects	Traffic Signal Management	(7,983)	-	-	-	-	-	-
3095	43780	101	570972	Capital Improvement Fund	DPW - Capital Projects	Viaducts	(31,071)	-	-	-	-	-	-
3095	43780	101	570974	Capital Improvement Fund	DPW - Capital Projects	Microsurfacing	(251,575)	-	-	-	-	-	-
3095	43780	101	570977	Capital Improvement Fund	DPW - Capital Projects	Pavement Preservation Treatments	-	(353,883)	(450,000)	(450,000)	(450,000)	(150,000)	(450,000)
3095	43780	101	560634	Capital Improvement Fund	DPW - Capital Projects	FHWA Reflectivity Sign Upgrade	-	(4,953)	(5,000)	-	-	-	-
SUB-TOTAL CAPITAL OUTLAY							(7,692,325)	(5,671,192)	(18,736,740)	(11,276,789)	(10,021,970)	(7,820,033)	(9,066,279)
3095	43780	101	591812	Capital Improvement Fund	DPW - Capital Projects	Transfer To Capital Bldg Impr	(567,250)	(192,000)	(4,225,000)	(725,000)	-	-	-
3095	43780	101	591829	Capital Improvement Fund	DPW - Capital Projects	Transfer To Equip Repl	(743,057)	-	(1,500,000)	(1,500,000)	(1,500,000)	(620,000)	-
3095	43780	101	591832	Capital Improvement Fund	DPW - Capital Projects	Transfer To Fleet Replacement	(1,253,903)	(750,000)	(770,000)	(320,000)	(320,000)	(200,000)	-
SUB-TOTAL TRANSFERS							(2,564,210)	(942,000)	(6,495,000)	(2,545,000)	(1,820,000)	(820,000)	-
SUB-TOTAL EXPENDITURES							(11,027,046)	(7,475,190)	(26,317,493)	(14,787,143)	(12,795,324)	(9,268,978)	(9,714,092)

VILLAGE OF OAK PARK
 FISCAL YEAR 2021 BUDGET
 CAPITAL IMPROVEMENTS FUND

<u>Fund</u>	<u>Dept</u>	<u>Program</u>	<u>Account</u>	<u>Description</u>	<u>Department</u>	<u>Description</u>	<u>2018</u> <u>Actual</u>	<u>2019</u> <u>Actual</u>	<u>Original</u> <u>2020</u> <u>Budget</u>	<u>Amended</u> <u>2020</u> <u>Budget</u>	<u>Year</u> <u>End</u> <u>Estimate</u>	<u>2021</u> <u>Adopted</u> <u>Budget</u>	<u>2022</u> <u>Forecasted</u> <u>Budget</u>
						NET SURPLUS/(DEFICIT)	(5,528,320)	(1,452,582)	(68,493)	23,857	3,294,834	(3,611,958)	(5,998,092)
						Beginning Audited Fund Balance 1/1/20					33,314		
						2020 Projected Surplus (Deficit)					3,294,834		
						Ending Projected Fund Balance 12/31/20					<u>3,328,148</u>		
						Estimated Fund Balance 1/1/21						3,328,148	
						2021 Budgeted Surplus (Deficit)						(3,611,958)	
						Ending Estimated Fund Balance 12/31/21						<u>(283,810)</u>	
						Estimated Fund Balance 1/1/22							(283,810)
						2022 Budgeted Surplus (Deficit)							(5,998,092)
						Ending Estimated Fund Balance 12/31/22							<u>(6,281,902)</u>

Enterprise Funds Overview

The Village has the following three enterprise Funds:

- Environmental Services
- Parking
- Water

Enterprise Funds are distinguished from other Village Funds in that they are often run similar to a business and funded by user fees rather than taxes or other revenue sources typically assessed to the public for funding general Village operations. Enterprise Funds usually serve a very specific purpose such as providing water/sewer services or refuse pickup and such services are billed directly to the customer or user of such service.

For these types of Funds, the Village may still issue bonds to help pay for non-routine capital improvements or expenditures but the payment on the debt service for this bonds is usually abated (removed) from the tax levy and paid by user fee revenue within the Fund. Finally, although expenses in these Funds are kept separate and not paid for by general Village revenues, the same rules apply regarding purchases and same level or degree of due diligence is performed to receive the best services at the lowest possible cost.

ENVIRONMENTAL SERVICES FUND

DEPARTMENTAL SUMMARY

Fund Summary

The Public Works Department provides oversight and management of the Environmental Services Fund through its Environmental Services Division. This division manages the Village's solid waste collection and comprehensive recycling programs. Waste, compost and recycling collections are provided through a contracted waste hauler. The contracted services are provided to single and multi-family residential structures up to five units as well as over 80 institutional facilities.

The Environmental Services Fund also supports the fall leaf collection program, Keep Oak Park Beautiful program, At Your Door special collections and an enforcement program which provides enforcement of the Village Ordinances for solid waste and alley related violations.

This Fund transfers resources to the Sustainability Fund (a special revenue fund) which supports all expenditures related to Sustainability (a function in the Village Manager's Office) including personnel, materials, supplies and contractual services. The Fund also transfers money to the alley replacement program. The alley replacement fees are assessed on water bill invoices as a refuse charge, on residential properties, and as an alley improvement fee, on commercial properties.

Revenues for this fund are generated through the solid waste collection fees which cover the cost of both collection and disposal.

2020 ACCOMPLISHMENTS

- The CompostAble program is on track to serve over 2300 participants. By reaching the Village Board goal of 2300 compost participants, the program will have increased by a rate of 20% from 2019. The three month free incentive and free kitchen pail, initiated by the Village Board, has received positive feedback from those registering for the program.
- A volunteer sidewalk snow removal program was successfully implemented for the 2019-2020 winter season. Residents, located within 150 feet of a qualified Sidewalk Snow Removal Assistance Program participant, were offered the opportunity to remove sidewalk snow after each snow event. The Village was able to confirm that registered volunteers successfully removed sidewalk snow after each snow event.
- The At Your Door special electronic and hazardous waste collection program serves, on average, 208 residents a month. The overwhelming majority of customer responses have indicated an “excellent” rating for the program.
- In an effort to reduce exposure to residents that are highly susceptible to COVID-19, grocery stores were contacted to provide an alternative to instore refuse sticker purchases. Sugar Beet Food Co-op was able to accommodate the Village’s request by providing online purchase of refuse stickers and curbside delivery.
- The fall leaf collection program was reduced from eight (8) weeks to six (6) weeks providing a savings of \$28,198.
- With the assistance of several Public Works divisions, a refuse cart inventory audit was conducted for all residential properties receiving the Village’s waste hauling services. The purpose of the audit was to identify properties where refuse billing differed from the refuse carts onsite.

2021 WORK PLAN

- Begin the RFP process for a new waste hauling contract for the solid waste, recycling and yard waste collection programs.
- Continue efforts to increase participation in the CompostAble organics collection program.
- Continue to provide education on acceptable recyclable materials to reduce the overall contamination of Oak Park recycling. Annual recycling audits are conducted by Waste Management to track contamination rates.

VILLAGE OF OAK PARK
FISCAL YEAR 2021 BUDGET
ENVIRONMENTAL SERVICES FUND

Fund	Dept	Program	Account	Description	Department	Description	2018	2019	Original	Amended	Year	2021	2022
							Actual	Actual	2020	2020	End	Adopted	Forecasted
							Budget	Budget	Budget	Estimate	Budget	Budget	
5055	43760	101	444453	Environmental Services Fund	DPW - Environmental Services	Refuse Collection Fees	3,963,541	4,104,419	4,500,000	4,000,000	4,000,000	4,200,000	4,326,000
5055	43760	101	444474	Environmental Services Fund	DPW - Environmental Services	Yard Waste Stickers	9,886	155,590	55,000	55,000	125,000	125,000	128,750
5055	43760	101	441462	Environmental Services Fund	DPW - Environmental Services	Misc Revenue	4,966	799	-	-	-	-	-
5055	43760	101	444475	Environmental Services Fund	DPW - Environmental Services	Refuse Stickers	61,434	80,238	55,000	55,000	75,000	75,000	77,250
SUB-TOTAL REVENUE							4,039,827	4,341,046	4,610,000	4,110,000	4,200,000	4,400,000	4,532,000
5055	43760	101	510501	Environmental Services Fund	DPW - Environmental Services	Regular Salaries	(66,426)	(79,965)	(107,567)	(107,567)	(107,567)	(105,977)	(109,156)
5055	43760	764	510501	Environmental Services Fund	DPW - Environmental Services	Regular Salaries	(61,026)	(70,902)	(75,464)	(75,464)	(75,464)	(80,262)	(82,670)
5055	43760	797	510501	Environmental Services Fund	DPW - Environmental Services	Regular Salaries	(65,648)	(66,250)	(65,927)	(65,927)	(65,927)	(65,927)	(67,905)
5055	43760	101	510503	Environmental Services Fund	DPW - Environmental Services	Overtime	-	-	-	-	-	-	-
5055	43760	764	510503	Environmental Services Fund	DPW - Environmental Services	Overtime	(2,897)	(3,301)	(3,000)	(3,000)	(3,000)	(3,000)	(3,090)
5055	43760	101	510506	Environmental Services Fund	DPW - Environmental Services	Equip Allowance (Auto, Phone, Tools)	(400)	(505)	(505)	(505)	(505)	(505)	(520)
SUB-TOTAL PERSONAL SERVICES							(196,397)	(220,923)	(252,463)	(252,463)	(252,463)	(255,671)	(263,341)
5055	43760	764	520515	Environmental Services Fund	DPW - Environmental Services	Health Insurance Opt Out	-	-	-	-	-	-	-
5055	43760	101	520520	Environmental Services Fund	DPW - Environmental Services	Life Insurance Expense	(59)	(94)	(195)	(195)	(195)	(195)	(201)
5055	43760	764	520520	Environmental Services Fund	DPW - Environmental Services	Life Insurance Expense	(89)	(112)	(112)	(112)	(112)	(126)	(130)
5055	43760	797	520520	Environmental Services Fund	DPW - Environmental Services	Life Insurance Expense	(98)	(94)	(93)	(93)	(93)	(93)	(96)
5055	43760	101	520521	Environmental Services Fund	DPW - Environmental Services	Health Insurance Expense	(15,175)	(19,566)	(21,530)	(21,530)	(21,530)	(21,060)	(21,692)
5055	43760	764	520521	Environmental Services Fund	DPW - Environmental Services	Health Insurance Expense	(16,778)	(20,163)	(19,583)	(19,583)	(19,583)	(22,292)	(22,961)
5055	43760	797	520521	Environmental Services Fund	DPW - Environmental Services	Health Insurance Expense	(15,337)	(14,960)	(14,638)	(14,638)	(14,638)	(14,638)	(15,077)
5055	43760	101	520522	Environmental Services Fund	DPW - Environmental Services	Social Security Expense	(3,485)	(4,623)	(6,597)	(6,597)	(6,597)	(6,598)	(6,796)
5055	43760	764	520522	Environmental Services Fund	DPW - Environmental Services	Social Security Expense	(3,710)	(4,311)	(4,865)	(4,865)	(4,865)	(5,162)	(5,317)
5055	43760	797	520522	Environmental Services Fund	DPW - Environmental Services	Social Security Expense	(3,862)	(3,887)	(4,087)	(4,087)	(4,087)	(4,087)	(4,210)
5055	43760	101	520523	Environmental Services Fund	DPW - Environmental Services	Medicare Expense	(815)	(1,081)	(1,560)	(1,560)	(1,560)	(1,537)	(1,583)
5055	43760	764	520523	Environmental Services Fund	DPW - Environmental Services	Medicare Expense	(868)	(1,008)	(1,138)	(1,138)	(1,138)	(1,207)	(1,243)
5055	43760	797	520523	Environmental Services Fund	DPW - Environmental Services	Medicare Expense	(903)	(909)	(956)	(956)	(956)	(956)	(985)
5055	43760	101	520527	Environmental Services Fund	DPW - Environmental Services	IMRF Contributions	(5,739)	(5,006)	(8,006)	(8,006)	(8,006)	(7,446)	(7,669)
5055	43760	764	520527	Environmental Services Fund	DPW - Environmental Services	IMRF Contributions	(6,317)	(4,808)	(6,913)	(6,913)	(6,913)	(6,944)	(7,152)
5055	43760	797	520527	Environmental Services Fund	DPW - Environmental Services	IMRF Contributions	(6,483)	(4,293)	(6,566)	(6,566)	(6,566)	(6,566)	(6,763)
5055	41300	101	444453	Environmental Services Fund	DPW - Environmental Services	Change in NPO	(515)	(24,389)	-	-	-	-	-
SUB-TOTAL FRINGE BENEFITS							(80,233)	(109,304)	(96,839)	(96,839)	(96,839)	(98,907)	(101,874)
5055	43760	101	520528	Environmental Services Fund	DPW - Environmental Services	S125 Admin. Expenses	(4,370)	1,884	-	-	-	-	-
5055	41300	101	520900	Environmental Services Fund	DPW - Environmental Services	Change in NPO	-	-	-	-	-	-	-
5055	43760	101	530650	Environmental Services Fund	DPW - Environmental Services	Conferences Training	(923)	(468)	(4,685)	(265)	(265)	(1,585)	(1,633)
5055	43760	796	530650	Environmental Services Fund	DPW - Environmental Services	Conferences Training	-	-	-	-	-	-	-
5055	43760	797	530650	Environmental Services Fund	DPW - Environmental Services	Conferences Training	(75)	(489)	(600)	-	-	(600)	(618)
5055	43760	101	530660	Environmental Services Fund	DPW - Environmental Services	General Contractuals	(3,023,805)	(2,945,468)	(3,315,000)	(3,315,000)	(3,315,000)	(3,315,000)	(3,414,450)
5055	43760	764	530660	Environmental Services Fund	DPW - Environmental Services	General Contractuals	(207,281)	(212,463)	(219,000)	(219,000)	(189,577)	(195,000)	(200,850)
5055	43760	101	530667	Environmental Services Fund	DPW - Environmental Services	External Support	(163)	(573)	(1,240)	(740)	(240)	(1,240)	(1,277)
5055	43760	796	530667	Environmental Services Fund	DPW - Environmental Services	External Support	(715)	-	-	-	-	-	-
SUB-TOTAL CONTRACTUAL SERVICES							(3,237,332)	(3,157,577)	(3,540,525)	(3,535,005)	(3,505,082)	(3,513,425)	(3,618,828)
5055	43760	101	550601	Environmental Services Fund	DPW - Environmental Services	Printing	(108)	(100)	(600)	(600)	(200)	(600)	(618)
5055	43760	796	550601	Environmental Services Fund	DPW - Environmental Services	Printing	(45)	-	-	-	-	-	-
5055	43760	797	550601	Environmental Services Fund	DPW - Environmental Services	Printing	-	-	-	-	-	-	-
5055	43760	101	550602	Environmental Services Fund	DPW - Environmental Services	Membership Dues	(562)	(874)	(1,015)	(1,015)	(1,015)	(1,145)	(1,179)
5055	43760	796	550602	Environmental Services Fund	DPW - Environmental Services	Membership Dues	(275)	(275)	(275)	(275)	(275)	(285)	(294)
5055	43760	797	550602	Environmental Services Fund	DPW - Environmental Services	Membership Dues	(462)	(223)	(225)	(225)	(225)	(225)	(232)
5055	43760	101	550603	Environmental Services Fund	DPW - Environmental Services	Postage	(190)	(100)	(200)	(200)	(200)	(300)	(309)
5055	43760	797	550603	Environmental Services Fund	DPW - Environmental Services	Postage	-	-	-	-	-	-	-
5055	43760	101	560620	Environmental Services Fund	DPW - Environmental Services	Office Supplies	-	-	-	-	-	-	-
5055	43760	796	560620	Environmental Services Fund	DPW - Environmental Services	Office Supplies	-	-	-	-	-	-	-
5055	43760	797	560620	Environmental Services Fund	DPW - Environmental Services	Office Supplies	-	-	-	-	-	-	-
5055	43760	797	560625	Environmental Services Fund	DPW - Environmental Services	Clothing	(178)	(200)	(200)	(200)	(200)	(200)	(206)
5055	43760	101	560631	Environmental Services Fund	DPW - Environmental Services	Operational Supplies	(1,659)	(4,558)	(5,000)	(5,000)	(5,000)	(5,000)	(5,150)
5055	43760	764	560631	Environmental Services Fund	DPW - Environmental Services	Operational Supplies	(1,000)	(5,121)	-	-	-	-	-
5055	43760	795	560631	Environmental Services Fund	DPW - Environmental Services	Operational Supplies	-	-	-	-	-	-	-
5055	43760	796	560631	Environmental Services Fund	DPW - Environmental Services	Operational Supplies	(2,975)	-	(5,000)	(3,000)	(3,000)	(5,000)	(5,150)
5055	43760	797	560631	Environmental Services Fund	DPW - Environmental Services	Operational Supplies	-	(3)	-	-	-	-	-
SUB-TOTAL MATERIALS & SUPPLIES							(7,455)	(11,454)	(12,515)	(10,515)	(10,115)	(12,755)	(13,138)

VILLAGE OF OAK PARK
 FISCAL YEAR 2021 BUDGET
 ENVIRONMENTAL SERVICES FUND

<u>Fund</u>	<u>Dept</u>	<u>Program</u>	<u>Account</u>	<u>Description</u>	<u>Department</u>	<u>Description</u>	<u>2018</u> <u>Actual</u>	<u>2019</u> <u>Actual</u>	<u>Original</u> <u>2020</u> <u>Budget</u>	<u>Amended</u> <u>2020</u> <u>Budget</u>	<u>Year</u> <u>End</u> <u>Estimate</u>	<u>2021</u> <u>Adopted</u> <u>Budget</u>	<u>2022</u> <u>Forecasted</u> <u>Budget</u>
5055	43760	101	570667	Environmental Services Fund	DPW - Environmental Services	Grant Expenses	-	-	-	-	-	-	-
5055	43760	796	570667	Environmental Services Fund	DPW - Environmental Services	Grant Expenses	-	-	-	-	-	-	-
5055	43760	101	580599	Environmental Services Fund	DPW - Environmental Services	Legal Settlements - General	-	-	-	-	-	-	-
5055	43760	101	580700	Environmental Services Fund	DPW - Environmental Services	Bad Debt Expense	-	-	-	-	-	-	-
5055	43760	101	580899	Environmental Services Fund	DPW - Environmental Services	Depreciation Expense	-	-	-	-	-	-	-
5055	43760	101	591801	Environmental Services Fund	DPW - Environmental Services	Transfer To General Fund	-	-	-	-	-	-	-
5055	43760	101	591890	Environmental Services Fund	DPW - Environmental Services	Transfer To Other Funds	(434,000)	(437,000)	(437,000)	(437,000)	(430,000)	(507,000)	(507,000)
SUB-TOTAL OTHER							(434,000)	(437,000)	(437,000)	(437,000)	(430,000)	(507,000)	(507,000)
SUB-TOTAL EXPENDITURES							(3,955,416)	(3,936,258)	(4,339,342)	(4,331,822)	(4,294,499)	(4,387,758)	(4,504,181)
NET SURPLUS/(DEFICIT)							84,411	404,788	270,658	(221,822)	(94,499)	12,242	27,819

Beginning Audited Cash Balance 1/1/20
 2020 Projected Surplus (Deficit)
 Ending Projected Cash Balance 12/31/20

776,701
(94,499)
 682,202

Estimated Cash Balance 1/1/21
 2021 Budgeted Surplus (Deficit)
 Ending Estimated Cash Balance 12/31/21

682,202
12,242
 694,444

Estimated Cash Balance 1/1/22
 2022 Budgeted Surplus (Deficit)
 Ending Estimated Cash Balance 12/31/22

694,444
27,819
 722,263

PARKING FUND

PARKING & MOBILITY SERVICES DIVISION SUMMARY

Oak Park is densely populated with 11,500 residents per square mile and an estimated 30,000 total vehicles. With such density, the limited supply of parking must be actively managed. The Development Customer Services Department's Parking and Mobility Services Division manages all operations related to shared parking including the allocation and regulation of this limited, shared resource. In managing the supply and demand of parking resources, the Division balances the needs of Oak Park residents, businesses, customers, commuters, and visitors, while striving to maintain the community's charming, walkable character.

The Parking and Mobility Services Division manages all publicly provided parking, including four public parking garages, more than 100 off-street parking lots and nearly 1,500 metered parking spaces. In addition, the Division manages a comprehensive parking permit and pass system.

The Division also administers the sale of Village vehicle licenses (stickers), which became sticker-less in 2019 along with all parking permits in an effort to streamline enforcement while reducing paper use and expenditures. The Division also reviews, researches, and recommends any additions or revisions to existing parking regulations within the Village as liaison to the Transportation Commission.

The mobility services portion of the Division oversees programs such as electric-vehicle charging stations. Division staff coordinates the displacement of registered vehicles during major capital improvement projects and oversees traffic safety plans in conjunction with the Engineering Division of the Village's Public Works Department.

2020 ACCOMPLISHMENTS

- The Division finalized the Village's Capital Improvement Plan for the parking garages. All repairs have been completed as recommended by the Village's consultant.
- The Division removed coin meters and installed new Parking Payment Stations on Lake Street as part of the Lake Street Streetscape improvement project.
- The Division continues working to implement technology based upgrades to the Village's parking services permit, vehicle sticker, citations, as well as license plate recognition capabilities. Currently approximately 74% of all parking permit and vehicle license transactions are conducted online using the Passport system.
- The Division began the analysis of the Parking Pilot program but was unable to complete its evaluation due to the Covid 19 crisis.
- The Division also began an analysis to increase overnight parking options for residents.

2021 WORK PLAN

- Continue implementation of the planned parking lot facilities maintenance program.
- Continue working to elevate the Divisions sustainable practices through the installation of additional electric vehicle charging stations.
- Expansion of the Parking Pilot successful practice and continue the multi-year installation of new on-street parking restriction signage.
- Continue working to implement technology based upgrades to the Village's parking services permit, vehicle sticker, citations, as well as license plate recognition capabilities. Completion of this task continues to require the participation by adjudication, finance, information technology and police staff.
- Effectively implement, promote, manage and evaluate the Village's parking pilot program.

VILLAGE OF OAK PARK
FISCAL YEAR 2021 BUDGET
PARKING FUND

<u>Fund</u>	<u>Dept</u>	<u>Program</u>	<u>Account</u>	<u>Description</u>	<u>Department</u>	<u>Description</u>	<u>2018</u> <u>Actual</u>	<u>2019</u> <u>Actual</u>	<u>Original</u> <u>2020</u> <u>Budget</u>	<u>Amended</u> <u>2020</u> <u>Budget</u>	<u>Year</u> <u>End</u> <u>Estimate</u>	<u>2021</u> <u>Adopted</u> <u>Budget</u>	<u>2022</u> <u>Forecasted</u> <u>Budget</u>
5060	43770	101	422481	Parking Fund	DCS - Parking Services	Parking Permits	-	352,198	3,055,750	1,605,750	850,000	2,200,000	2,310,000
5060	43770	793	422481	Parking Fund	DCS - Parking Services	Parking Permits	1,835,600	1,252,706	-	-	-	-	-
5060	43770	793	422482	Parking Fund	DCS - Parking Services	Landlord/Corp. Parking Permits	589,034	476,022	-	-	-	-	-
5060	43770	101	422483	Parking Fund	DCS - Parking Services	Onstreet Parking Permits	-	389,838	1,221,760	621,760	950,000	1,100,000	1,155,000
5060	43770	793	422483	Parking Fund	DCS - Parking Services	Onstreet Parking Permits	743,565	423,515	-	-	-	-	-
5060	43770	786	440456	Parking Fund	DCS - Parking Services	Onstreet Paystation Revenue	218,524	344,808	-	-	-	-	-
5060	43770	793	440457	Parking Fund	DCS - Parking Services	Discounted Employee Cards	6,222	6,501	-	-	-	-	-
5060	43770	101	440460	Parking Fund	DCS - Parking Services	Garage Fees	-	-	1,767,640	917,640	1,155,000	1,350,000	1,417,500
5060	43770	783	440460	Parking Fund	DCS - Parking Services	Garage Fees	31,200	162	-	-	-	-	-
5060	43770	784	440460	Parking Fund	DCS - Parking Services	Garage Fees	661,804	666,434	-	-	-	-	-
5060	43770	785	440460	Parking Fund	DCS - Parking Services	Garage Fees	218,415	310,428	-	-	-	-	-
5060	43770	788	440460	Parking Fund	DCS - Parking Services	Garage Fees	1,033,459	1,014,645	-	-	-	-	-
5060	43770	101	440461	Parking Fund	DCS - Parking Services	Parking Meter Collections	-	479,807	1,425,840	712,920	555,000	1,250,000	1,312,500
5060	43770	786	440461	Parking Fund	DCS - Parking Services	Parking Meter Collections	991,275	629,824	-	-	-	-	-
5060	43770	784	440470	Parking Fund	DCS - Parking Services	Garage Validation Revenue	11,958	29,561	-	-	-	-	-
5060	43770	788	440470	Parking Fund	DCS - Parking Services	Garage Validation Revenue	114,412	67,428	-	-	-	-	-
5060	43770	101	441462	Parking Fund	DCS - Parking Services	Miscellaneous Revenue	198,069	276	-	-	-	-	-
5060	43770	127	441465	Parking Fund	DCS - Parking Services	Special Events Revenue	16,163	(3,089)	-	-	-	-	-
5060	43770	101	441475	Parking Fund	DCS - Parking Services	Recovered Damages	1,391	7,300	-	-	-	-	-
5060	43770	786	461490	Parking Fund	DCS - Parking Services	Interest Revenue	115	132	-	-	-	-	-
5060	41300	101	491401	Parking Fund	DCS - Parking Services	Transfer From General Fund	40,000	40,000	40,000	40,000	40,000	40,000	42,000
5060	41300	101	493800	Parking Fund	DCS - Parking Services	Bond Proceed Revenue	-	-	-	851,000	500,000	-	-
5060	41300	101	491350	Parking Fund	DCS - Parking Services	Contribution Revenue	4,000,000	-	-	-	-	-	-
SUB-TOTAL REVENUE							10,711,205	6,488,496	7,510,990	4,749,070	4,050,000	5,940,000	6,237,000
5060	43770	101	510501	Parking Fund	DCS - Parking Services	Regular Salaries	(319,146)	(270,965)	(259,081)	(163,243)	(163,243)	(158,003)	(162,743)
5060	43770	783	510501	Parking Fund	DCS - Parking Services	Regular Salaries	(14,584)	(14,464)	(20,246)	(20,246)	(20,246)	(19,052)	(19,624)
5060	43770	784	510501	Parking Fund	DCS - Parking Services	Regular Salaries	(35,418)	(35,127)	(49,169)	(49,169)	(49,169)	(46,720)	(48,122)
5060	43770	785	510501	Parking Fund	DCS - Parking Services	Regular Salaries	-	-	-	-	-	-	-
5060	43770	786	510501	Parking Fund	DCS - Parking Services	Regular Salaries	(47,192)	(75,278)	(37,600)	(37,600)	(37,600)	(35,383)	(36,444)
5060	43770	787	510501	Parking Fund	DCS - Parking Services	Regular Salaries	(60,418)	(59,923)	(83,877)	(83,877)	(83,877)	(78,931)	(81,299)
5060	43770	788	510501	Parking Fund	DCS - Parking Services	Regular Salaries	(70,836)	(70,255)	(98,339)	(98,339)	(98,339)	(92,540)	(95,316)
5060	43770	793	510501	Parking Fund	DCS - Parking Services	Regular Salaries	(211,463)	(157,394)	(111,990)	(93,623)	(93,623)	(93,624)	(96,433)
5060	43770	101	510503	Parking Fund	DCS - Parking Services	Overtime	(2,236)	(319)	-	-	-	-	-
5060	43770	783	510503	Parking Fund	DCS - Parking Services	Overtime	(56)	(35)	-	-	-	-	-
5060	43770	784	510503	Parking Fund	DCS - Parking Services	Overtime	(137)	(84)	-	-	-	-	-
5060	43770	785	510503	Parking Fund	DCS - Parking Services	Overtime	-	-	-	-	-	-	-
5060	43770	786	510503	Parking Fund	DCS - Parking Services	Overtime	(236)	(2,355)	(6,000)	(6,000)	-	(3,000)	(3,090)
5060	43770	787	510503	Parking Fund	DCS - Parking Services	Overtime	(233)	(144)	-	-	-	-	-
5060	43770	788	510503	Parking Fund	DCS - Parking Services	Overtime	(273)	(168)	-	-	-	-	-
5060	43770	793	510503	Parking Fund	DCS - Parking Services	Overtime	(1,006)	(3,312)	(7,500)	(7,500)	(800)	(3,000)	(3,090)
5060	43770	101	510506	Parking Fund	DCS - Parking Services	Equip Allow (Auto,Phone,Tools)	(713)	(467)	-	-	-	-	-
5060	43770	101	510509	Parking Fund	DCS - Parking Services	Comp Time Payout	(491)	(291)	-	-	-	-	-
5060	43770	793	510509	Parking Fund	DCS - Parking Services	Comp Time Payout	(598)	(1,077)	-	-	-	-	-
5060	43770	101	510515	Parking Fund	DCS - Parking Services	Comp Time	(1,076)	-	-	-	-	-	-
5060	43770	793	510515	Parking Fund	DCS - Parking Services	Comp Time	(1,772)	-	-	-	-	-	-
5060	43770	101	510519	Parking Fund	DCS - Parking Services	Vacation Time Payout	(4,478)	(3,084)	-	-	-	-	-
5060	43770	793	510519	Parking Fund	DCS - Parking Services	Vacation Time Payout	(739)	(8,720)	-	-	-	-	-
5060	43770	101	510520	Parking Fund	DCS - Parking Services	Sick Time Payout	-	-	-	-	-	-	-
SUB-TOTAL PERSONAL SERVICES							(773,103)	(703,462)	(673,802)	(559,597)	(546,897)	(530,253)	(546,161)

VILLAGE OF OAK PARK
FISCAL YEAR 2021 BUDGET
PARKING FUND

<u>Fund</u>	<u>Dept</u>	<u>Program</u>	<u>Account</u>	<u>Description</u>	<u>Department</u>	<u>Description</u>	<u>2018 Actual</u>	<u>2019 Actual</u>	<u>Original 2020 Budget</u>	<u>Amended 2020 Budget</u>	<u>Year End Estimate</u>	<u>2021 Adopted Budget</u>	<u>2022 Forecasted Budget</u>
5060	43770	101	520515	Parking Fund	DCS - Parking Services	Health Insurance Opt Out	(1,007)	(171)	-	-	-	-	-
5060	43770	101	520520	Parking Fund	DCS - Parking Services	Life Insurance Expense	(401)	(286)	(326)	(326)	(326)	(263)	(271)
5060	43770	783	520520	Parking Fund	DCS - Parking Services	Life Insurance Expense	(32)	(25)	(33)	(33)	(33)	(33)	(34)
5060	43770	784	520520	Parking Fund	DCS - Parking Services	Life Insurance Expense	(77)	(61)	(79)	(79)	(79)	(79)	(81)
5060	43770	785	520520	Parking Fund	DCS - Parking Services	Life Insurance Expense	-	-	-	-	-	-	-
5060	43770	786	520520	Parking Fund	DCS - Parking Services	Life Insurance Expense	(79)	(89)	(60)	(60)	(60)	(60)	(62)
5060	43770	787	520520	Parking Fund	DCS - Parking Services	Life Insurance Expense	(131)	(104)	(135)	(135)	(135)	(135)	(139)
5060	43770	788	520520	Parking Fund	DCS - Parking Services	Life Insurance Expense	(154)	(122)	(158)	(158)	(158)	(158)	(163)
5060	43770	793	520520	Parking Fund	DCS - Parking Services	Life Insurance Expense	(500)	(276)	(279)	(279)	(279)	(233)	(240)
5060	43770	101	520521	Parking Fund	DCS - Parking Services	Health Insurance Expense	(55,337)	(41,153)	(56,223)	(31,892)	(31,892)	(26,995)	(27,805)
5060	43770	783	520521	Parking Fund	DCS - Parking Services	Health Insurance Expense	(2,672)	(2,569)	(3,711)	(3,711)	(3,711)	(3,685)	(3,796)
5060	43770	784	520521	Parking Fund	DCS - Parking Services	Health Insurance Expense	(6,490)	(6,239)	(9,013)	(9,013)	(9,013)	(8,949)	(9,217)
5060	43770	785	520521	Parking Fund	DCS - Parking Services	Health Insurance Expense	-	-	-	-	-	-	-
5060	43770	786	520521	Parking Fund	DCS - Parking Services	Health Insurance Expense	(8,824)	(13,493)	(6,893)	(6,893)	(6,893)	(6,844)	(7,049)
5060	43770	787	520521	Parking Fund	DCS - Parking Services	Health Insurance Expense	(11,071)	(10,643)	(15,376)	(15,376)	(15,376)	(15,267)	(15,725)
5060	43770	788	520521	Parking Fund	DCS - Parking Services	Health Insurance Expense	(12,979)	(12,478)	(18,027)	(18,027)	(18,027)	(17,899)	(18,436)
5060	43770	793	520521	Parking Fund	DCS - Parking Services	Health Insurance Expense	(63,763)	(41,609)	(17,069)	(12,715)	(12,715)	(12,801)	(13,185)
5060	43770	101	520522	Parking Fund	DCS - Parking Services	Social Security Expense	(19,117)	(16,106)	(21,347)	(15,405)	(15,405)	(15,016)	(15,466)
5060	43770	783	520522	Parking Fund	DCS - Parking Services	Social Security Expense	(872)	(863)	(1,255)	(1,255)	(1,255)	(1,181)	(1,216)
5060	43770	784	520522	Parking Fund	DCS - Parking Services	Social Security Expense	(2,118)	(2,097)	(3,048)	(3,048)	(3,048)	(2,869)	(2,955)
5060	43770	785	520522	Parking Fund	DCS - Parking Services	Social Security Expense	-	-	-	-	-	-	-
5060	43770	786	520522	Parking Fund	DCS - Parking Services	Social Security Expense	(2,753)	(4,555)	(3,075)	(3,075)	(3,075)	(2,938)	(3,026)
5060	43770	787	520522	Parking Fund	DCS - Parking Services	Social Security Expense	(3,612)	(3,578)	(5,200)	(5,200)	(5,200)	(4,894)	(5,041)
5060	43770	788	520522	Parking Fund	DCS - Parking Services	Social Security Expense	(4,235)	(4,736)	(6,097)	(6,097)	(6,097)	(5,737)	(5,909)
5060	43770	793	520522	Parking Fund	DCS - Parking Services	Social Security Expense	(12,045)	(9,212)	(7,873)	(6,734)	(6,734)	(6,735)	(6,937)
5060	43770	101	520523	Parking Fund	DCS - Parking Services	Medicare Expense	(4,527)	(3,822)	(5,127)	(3,737)	(3,737)	(3,646)	(3,755)
5060	43770	783	520523	Parking Fund	DCS - Parking Services	Medicare Expense	(204)	(202)	(294)	(294)	(294)	(276)	(284)
5060	43770	784	520523	Parking Fund	DCS - Parking Services	Medicare Expense	(495)	(490)	(713)	(713)	(713)	(671)	(691)
5060	43770	785	520523	Parking Fund	DCS - Parking Services	Medicare Expense	-	-	-	-	-	-	-
5060	43770	786	520523	Parking Fund	DCS - Parking Services	Medicare Expense	(644)	(1,065)	(719)	(719)	(719)	(687)	(708)
5060	43770	787	520523	Parking Fund	DCS - Parking Services	Medicare Expense	(845)	(837)	(1,216)	(1,216)	(1,216)	(1,144)	(1,178)
5060	43770	788	520523	Parking Fund	DCS - Parking Services	Medicare Expense	(990)	(1,108)	(1,426)	(1,426)	(1,426)	(1,342)	(1,382)
5060	43770	793	520523	Parking Fund	DCS - Parking Services	Medicare Expense	(2,817)	(2,154)	(1,841)	(1,574)	(1,574)	(1,575)	(1,622)
5060	43770	101	520527	Parking Fund	DCS - Parking Services	IMRF Contributions	(32,586)	(18,251)	(29,643)	(21,200)	(21,200)	(20,972)	(21,601)
5060	43770	783	520527	Parking Fund	DCS - Parking Services	IMRF Contributions	(1,317)	(939)	(1,784)	(1,784)	(1,784)	(1,589)	(1,637)
5060	43770	784	520527	Parking Fund	DCS - Parking Services	IMRF Contributions	(3,197)	(2,282)	(4,332)	(4,332)	(4,332)	(3,859)	(3,975)
5060	43770	785	520527	Parking Fund	DCS - Parking Services	IMRF Contributions	-	-	-	-	-	-	-
5060	43770	786	520527	Parking Fund	DCS - Parking Services	IMRF Contributions	(4,420)	(5,049)	(4,370)	(4,370)	(4,370)	(3,952)	(4,071)
5060	43770	787	520527	Parking Fund	DCS - Parking Services	IMRF Contributions	(5,454)	(3,892)	(7,390)	(7,390)	(7,390)	(6,583)	(6,780)
5060	43770	788	520527	Parking Fund	DCS - Parking Services	IMRF Contributions	(6,394)	(5,128)	(8,664)	(8,664)	(8,664)	(7,718)	(7,950)
5060	43770	793	520527	Parking Fund	DCS - Parking Services	IMRF Contributions	(19,929)	(10,484)	(11,188)	(9,570)	(9,570)	(9,059)	(9,331)
						SUB-TOTAL FRINGE BENEFITS	(292,088)	(226,168)	(253,984)	(206,500)	(206,500)	(195,844)	(201,719)
5060	43770	101	520528	Parking Fund	DCS - Parking Services	S125 Admin. Expenses	-	-	-	-	-	-	-
5060	43770	101	520900	Parking Fund	DCS - Parking Services	Change in NPO	(16,257)	59,496	-	-	-	-	-
5060	43770	101	530650	Parking Fund	DCS - Parking Services	Conferences Training	(2,345)	(105)	(6,000)	-	-	-	-
5060	43770	793	530650	Parking Fund	DCS - Parking Services	Conferences Training	(851)	-	-	-	-	-	-
5060	43770	101	530658	Parking Fund	DCS - Parking Services	Temporary Services	(14,532)	(14,363)	(10,000)	-	-	-	-
5060	43770	101	530660	Parking Fund	DCS - Parking Services	General Contractuals	-	-	(91,000)	(91,000)	(91,000)	(91,000)	(93,730)

VILLAGE OF OAK PARK
FISCAL YEAR 2021 BUDGET
PARKING FUND

<u>Fund</u>	<u>Dept</u>	<u>Program</u>	<u>Account</u>	<u>Description</u>	<u>Department</u>	<u>Description</u>	<u>2018</u> <u>Actual</u>	<u>2019</u> <u>Actual</u>	<u>Original</u> <u>2020</u> <u>Budget</u>	<u>Amended</u> <u>2020</u> <u>Budget</u>	<u>Year</u> <u>End</u> <u>Estimate</u>	<u>2021</u> <u>Adopted</u> <u>Budget</u>	<u>2022</u> <u>Forecasted</u> <u>Budget</u>
5060	43770	783	530660	Parking Fund	DCS - Parking Services	General Contractuals	(85,302)	(123,411)	(136,400)	(136,400)	(122,200)	(135,771)	(139,844)
5060	43770	784	530660	Parking Fund	DCS - Parking Services	General Contractuals	(261,792)	(212,599)	(257,800)	(257,800)	(217,350)	(262,419)	(270,292)
5060	43770	785	530660	Parking Fund	DCS - Parking Services	General Contractuals	-	-	(83,500)	(83,500)	(70,000)	(50,000)	(51,500)
5060	43770	786	530660	Parking Fund	DCS - Parking Services	General Contractuals	(126,230)	(337,204)	(142,700)	(137,700)	(136,500)	(142,400)	(146,672)
5060	43770	787	530660	Parking Fund	DCS - Parking Services	General Contractuals	(63,477)	(84,867)	(160,000)	(160,000)	(160,000)	(162,500)	(167,375)
5060	43770	788	530660	Parking Fund	DCS - Parking Services	General Contractuals	(607,254)	(514,849)	(582,900)	(582,900)	(450,650)	(584,535)	(602,071)
5060	43770	101	530667	Parking Fund	DCS - Parking Services	External Support	(19,204)	(50,000)	(30,000)	-	-	(30,000)	(30,900)
5060	43770	788	530667	Parking Fund	DCS - Parking Services	External Support	-	-	-	-	-	-	-
5060	43770	101	530675	Parking Fund	DCS - Parking Services	Bank Charges	-	(5,280)	-	-	-	-	-
5060	43770	784	530675	Parking Fund	DCS - Parking Services	Bank Charges	(14,752)	(15,382)	(15,000)	(10,000)	(10,000)	(15,000)	(15,450)
5060	43770	786	530675	Parking Fund	DCS - Parking Services	Bank Charges	(21,994)	(40,561)	(25,000)	(25,000)	(25,000)	(40,000)	(41,200)
5060	43770	788	530675	Parking Fund	DCS - Parking Services	Bank Charges	(48,768)	(30,593)	(55,000)	(35,000)	(25,000)	(35,000)	(36,050)
5060	41300	169	530804	Parking Fund	DCS - Parking Services	Bond Paying Agent Fees	-	-	-	-	-	-	-
5060	43770	101	540657	Parking Fund	DCS - Parking Services	Property Taxes on Leased Lots	-	-	-	-	-	-	-
5060	43770	787	540657	Parking Fund	DCS - Parking Services	Property Taxes on Leased Lots	(61,207)	(62,578)	(75,000)	(75,000)	(65,016)	(67,000)	(69,010)
5060	43770	783	540674	Parking Fund	DCS - Parking Services	Property Repair	(6,243)	(377)	(10,000)	-	-	-	-
5060	43770	784	540674	Parking Fund	DCS - Parking Services	Property Repair	(13,816)	(16,139)	(20,000)	(20,000)	(20,000)	(20,000)	(20,600)
5060	43770	785	540674	Parking Fund	DCS - Parking Services	Property Repair	-	(7,645)	(10,000)	(10,000)	(10,000)	(10,000)	(10,300)
5060	43770	786	540674	Parking Fund	DCS - Parking Services	Property Repair	(465)	(892)	(20,000)	-	-	(20,000)	(20,600)
5060	43700	787	540674	Parking Fund	DCS - Parking Services	Property Repair	-	-	-	-	-	-	-
5060	43770	787	540674	Parking Fund	DCS - Parking Services	Property Repair	(22,400)	-	(25,000)	(25,000)	-	(25,000)	(25,750)
5060	43770	788	540674	Parking Fund	DCS - Parking Services	Property Repair	(24,936)	(26,916)	(27,000)	(27,000)	(27,000)	(27,000)	(27,810)
5060	43770	783	540691	Parking Fund	DCS - Parking Services	Water Charges	(10)	-	-	-	-	-	-
5060	43770	784	540691	Parking Fund	DCS - Parking Services	Water Charges	(558)	(303)	(1,000)	(1,000)	(500)	(600)	(618)
5060	43770	788	540691	Parking Fund	DCS - Parking Services	Water Charges	(2,155)	(1,026)	(4,000)	(1,500)	(1,100)	(1,100)	(1,133)
5060	43770	783	540692	Parking Fund	DCS - Parking Services	Electricity	(7,280)	(6,942)	(10,000)	(10,000)	(7,000)	(7,000)	(7,210)
5060	43770	784	540692	Parking Fund	DCS - Parking Services	Electricity	(20,857)	(23,380)	(30,000)	(30,000)	(24,000)	(24,000)	(24,720)
5060	43770	787	540692	Parking Fund	DCS - Parking Services	Electricity	(1,748)	(1,348)	(2,000)	(2,000)	(1,400)	(1,400)	(1,442)
5060	43770	788	540692	Parking Fund	DCS - Parking Services	Electricity	(38,871)	(43,812)	(48,000)	(48,000)	(44,000)	(44,000)	(45,320)
5060	43770	788	540693	Parking Fund	DCS - Parking Services	Natural Gas	(2,004)	(2,992)	(4,500)	(4,500)	(3,500)	(3,500)	(3,605)
5060	43770	787	540707	Parking Fund	DCS - Parking Services	Lot Rental Reimbursement	(29,019)	(21,382)	(58,000)	(58,000)	(58,000)	(58,000)	(59,740)
SUB-TOTAL CONTRACTUAL SERVICES							(1,514,328)	(1,585,450)	(1,939,800)	(1,831,300)	(1,569,216)	(1,857,225)	(1,912,942)
5060	43770	793	550601	Parking Fund	DCS - Parking Services	Printing	(32,779)	(77,815)	(65,000)	(65,000)	(65,000)	(70,000)	(72,100)
5060	43770	101	550602	Parking Fund	DCS - Parking Services	Membership Dues	(665)	(265)	(1,500)	(1,500)	-	-	-
5060	43770	101	550603	Parking Fund	DCS - Parking Services	Postage	-	-	-	-	-	-	-
5060	43770	793	550603	Parking Fund	DCS - Parking Services	Postage	(19,064)	(12,780)	(15,000)	(15,000)	(15,000)	(15,000)	(15,450)
5060	43770	784	550632	Parking Fund	DCS - Parking Services	Laundry Service	(182)	(106)	(200)	(200)	-	-	-
5060	43770	786	550632	Parking Fund	DCS - Parking Services	Laundry Service	(600)	-	(600)	(600)	-	-	-
5060	43770	788	550632	Parking Fund	DCS - Parking Services	Laundry Service	(500)	(80)	(500)	(500)	(500)	(500)	(515)
5060	43770	101	550652	Parking Fund	DCS - Parking Services	Legal Postings and Doc. Fees	(497)	(70)	(1,000)	(1,000)	(500)	(500)	(515)
5060	43770	785	550656	Parking Fund	DCS - Parking Services	Miscellaneous Expense	-	-	-	-	-	-	-
5060	43770	101	550663	Parking Fund	DCS - Parking Services	Software License Updates	(15,321)	(17,846)	-	-	-	-	-
5060	43770	101	550671	Parking Fund	DCS - Parking Services	Office Machine Service	-	-	-	-	-	-	-
5060	43770	101	560620	Parking Fund	DCS - Parking Services	Office Supplies	(1,106)	(1,843)	(2,500)	(2,500)	(200)	(500)	(515)
5060	43770	793	560620	Parking Fund	DCS - Parking Services	Office Supplies	(4,792)	-	(5,000)	(5,000)	(500)	(500)	(515)
5060	43770	783	560623	Parking Fund	DCS - Parking Services	Cleaning Supplies	(365)	(42)	(500)	(500)	-	-	-
5060	43770	784	560623	Parking Fund	DCS - Parking Services	Cleaning Supplies	(1,405)	-	(2,500)	(2,500)	-	-	-
5060	43770	786	560623	Parking Fund	DCS - Parking Services	Cleaning Supplies	-	-	-	-	-	-	-
5060	43770	788	560623	Parking Fund	DCS - Parking Services	Cleaning Supplies	(3,299)	(3,875)	(5,000)	(5,000)	(5,000)	(5,000)	(5,150)

VILLAGE OF OAK PARK
FISCAL YEAR 2021 BUDGET
PARKING FUND

<u>Fund</u>	<u>Dept</u>	<u>Program</u>	<u>Account</u>	<u>Description</u>	<u>Department</u>	<u>Description</u>	<u>2018 Actual</u>	<u>2019 Actual</u>	<u>Original 2020 Budget</u>	<u>Amended 2020 Budget</u>	<u>Year End Estimate</u>	<u>2021 Adopted Budget</u>	<u>2022 Forecasted Budget</u>
5060	43770	784	560625	Parking Fund	DCS - Parking Services	Clothing	(328)	(63)	(600)	(600)	-	-	-
5060	43770	786	560625	Parking Fund	DCS - Parking Services	Clothing	(371)	-	(1,200)	(1,200)	-	-	-
5060	43770	788	560625	Parking Fund	DCS - Parking Services	Clothing	(426)	-	(1,000)	(1,000)	-	-	-
5060	43770	101	560631	Parking Fund	DCS - Parking Services	Operational Supplies	(1,860)	(1,238)	(2,500)	(2,500)	(1,500)	(1,500)	(1,545)
5060	43770	786	560631	Parking Fund	DCS - Parking Services	Operational Supplies	(9,114)	(6,084)	(10,000)	(10,000)	(6,500)	(6,500)	(6,695)
5060	43770	788	560631	Parking Fund	DCS - Parking Services	Operational Supplies	(39,284)	(11,057)	(40,000)	(15,000)	(12,000)	(12,000)	(12,360)
5060	43770	793	560631	Parking Fund	DCS - Parking Services	Operational Supplies	-	-	-	-	-	-	-
5060	43770	783	560634	Parking Fund	DCS - Parking Services	Sign Replacement	(103)	-	(1,000)	(1,000)	-	-	-
5060	43770	784	560634	Parking Fund	DCS - Parking Services	Sign Replacement	(178)	-	(2,000)	(2,000)	(1,000)	-	-
5060	43770	786	560634	Parking Fund	DCS - Parking Services	Sign Replacement	(12,482)	(2,309)	(10,000)	(10,000)	(5,000)	-	-
5060	43770	787	560634	Parking Fund	DCS - Parking Services	Sign Replacement	(3,785)	(1,515)	(10,000)	(10,000)	-	-	-
5060	43770	788	560634	Parking Fund	DCS - Parking Services	Sign Replacement	(4,311)	-	(5,000)	(5,000)	(1,000)	(1,000)	(1,030)
5060	43770	786	560637	Parking Fund	DCS - Parking Services	Vehicle Equipment Parts	-	-	-	-	-	-	-
5060	43770	788	560637	Parking Fund	DCS - Parking Services	Vehicle Equipment Parts	-	-	-	-	-	-	-
SUB-TOTAL MATERIALS & SUPPLIES							(152,817)	(136,988)	(182,600)	(157,600)	(113,700)	(113,000)	(116,390)
5060	43770	783	570705	Parking Fund	DCS - Parking Services	Building Improvements	-	(18,450)	(76,500)	(26,500)	-	(75,000)	(102,700)
5060	43770	784	570705	Parking Fund	DCS - Parking Services	Building Improvements	(280,294)	(245,514)	-	-	-	-	(102,700)
5060	43770	785	570705	Parking Fund	DCS - Parking Services	Building Improvements	-	-	-	-	-	-	-
5060	43770	786	570705	Parking Fund	DCS - Parking Services	Building Improvements	-	-	-	-	-	-	-
5060	43770	787	570705	Parking Fund	DCS - Parking Services	Building Improvements	-	-	-	-	-	-	-
5060	43770	788	570705	Parking Fund	DCS - Parking Services	Building Improvements	(466,792)	-	(400,000)	(375,000)	(375,000)	-	(102,700)
5060	41300	793	570707	Parking Fund	DCS - Parking Services	Capital Improvements	-	-	-	-	-	-	-
5060	43770	783	570707	Parking Fund	DCS - Parking Services	Capital Improvements	-	-	(283,556)	(166,667)	(166,667)	(10,000)	-
5060	43770	784	570707	Parking Fund	DCS - Parking Services	Capital Improvements	(11,059)	-	(283,556)	(166,667)	(166,667)	-	-
5060	43770	785	570707	Parking Fund	DCS - Parking Services	Capital Improvements	-	(38,000)	-	-	-	-	-
5060	43770	786	570707	Parking Fund	DCS - Parking Services	Capital Improvements	(290,788)	(329,539)	(450,000)	(116,071)	(116,071)	(200,000)	(450,000)
5060	43770	787	570707	Parking Fund	DCS - Parking Services	Capital Improvements	(135,093)	(330,196)	(580,000)	(80,000)	(112,105)	(125,000)	(550,000)
5060	43770	788	570707	Parking Fund	DCS - Parking Services	Capital Improvements	-	-	(283,556)	(166,667)	(166,667)	-	(15,000)
5060	43770	783	570710	Parking Fund	DCS - Parking Services	Equipment	(190)	-	-	-	-	-	-
5060	43770	784	570710	Parking Fund	DCS - Parking Services	Equipment	(2,712)	-	-	-	-	-	-
5060	43770	786	570710	Parking Fund	DCS - Parking Services	Equipment	(530)	-	(1,000)	(1,000)	-	-	-
5060	43770	787	570710	Parking Fund	DCS - Parking Services	Equipment	(2,618)	-	-	-	-	-	-
5060	43770	788	570710	Parking Fund	DCS - Parking Services	Equipment	(10,597)	(4,000)	(5,000)	(5,000)	-	-	-
5060	43770	101	570720	Parking Fund	DCS - Parking Services	Computer Equipment	-	(11,463)	-	-	-	-	-
5060	43770	783	570720	Parking Fund	DCS - Parking Services	Computer Equipment	-	-	-	-	-	-	-
5060	43770	783	570750	Parking Fund	DCS - Parking Services	Vehicles	-	-	-	-	-	-	-
5060	43770	784	570750	Parking Fund	DCS - Parking Services	Vehicles	-	240	-	-	-	-	-
5060	43770	786	570750	Parking Fund	DCS - Parking Services	Vehicles	-	-	(32,000)	-	-	-	(33,000)
5060	43770	787	570750	Parking Fund	DCS - Parking Services	Vehicles	-	-	-	-	-	-	-
5060	43770	788	570750	Parking Fund	DCS - Parking Services	Vehicles	-	-	-	-	-	-	-
SUB-TOTAL CAPITAL OUTLAY							(1,200,672)	(976,922)	(2,395,168)	(1,103,572)	(1,103,177)	(410,000)	(1,356,100)
5060	41300	101	580898	Parking Fund	DCS - Parking Services	Amortization	31,069	31,075	-	-	-	-	-
5060	41300	101	580899	Parking Fund	DCS - Parking Services	Depreciation Expense	(1,559,101)	(1,530,044)	-	-	-	-	-
5060	41300	101	580999	Parking Fund	DCS - Parking Services	Less Fixed Assets Capitalized	838,340	141,038	-	-	-	-	-
5060	00000	000	174590	Parking Fund	DCS - Parking Services	Gain (Loss) on Disposal of Capital Assets	(108,725)	-	-	-	-	-	-
SUB-TOTAL NON CASH							(798,417)	(1,357,931)	-	-	-	-	-
5060	41300	157	581802	Parking Fund	DCS - Parking Services	2010C Bond Interest Expense	(138,196)	(94,904)	(57,550)	(57,550)	(57,550)	(27,149)	(18,523)

VILLAGE OF OAK PARK
FISCAL YEAR 2021 BUDGET
PARKING FUND

<u>Fund</u>	<u>Dept</u>	<u>Program</u>	<u>Account</u>	<u>Description</u>	<u>Department</u>	<u>Description</u>	<u>2018 Actual</u>	<u>2019 Actual</u>	<u>Original 2020 Budget</u>	<u>Amended 2020 Budget</u>	<u>Year End Estimate</u>	<u>2021 Adopted Budget</u>	<u>2022 Forecasted Budget</u>
5060	41300	157	581801	Parking Fund	DCS - Parking Services	2010C Bond Principal Payment	-	-	(760,025)	(760,025)	(760,025)	(215,635)	(226,240)
5060	41300	146	581802	Parking Fund	DCS - Parking Services	2016B Bond Interest Expense	(158,661)	(135,488)	(132,955)	(132,955)	(132,955)	(129,055)	(124,570)
5060	41300	146	581801	Parking Fund	DCS - Parking Services	2016B Bond Principal Payment	-	-	(195,000)	(195,000)	(195,000)	(195,000)	(200,000)
5060	41300	140	581802	Parking Fund	DCS - Parking Services	2016E Bond Interest Expense	(357,081)	(344,731)	(334,231)	(334,231)	(334,231)	(321,181)	(307,831)
5060	41300	140	581801	Parking Fund	DCS - Parking Services	2016E Bond Principal Payment	-	-	(435,000)	(435,000)	(435,000)	(445,000)	(460,000)
5060	41300	138	581802	Parking Fund	DCS - Parking Services	2018A Bond Interest Expense	-	-	(207,868)	(207,868)	(207,868)	(184,108)	(158,600)
5060	41300	138	581801	Parking Fund	DCS - Parking Services	2018A Bond Principal Payment	-	-	(880,000)	(880,000)	(880,000)	(895,000)	(935,000)
5060	41300	141	581802	Parking Fund	DCS - Parking Services	2020A Bond Interest Payment	-	-	-	-	-	(12,537)	(12,537)
5060	41300	141	581801	Parking Fund	DCS - Parking Services	2020A Bond Principal Payment	-	-	-	-	-	-	-
SUB-TOTAL DEBT SERVICE							(653,938)	(575,123)	(3,002,629)	(3,002,629)	(3,002,629)	(2,424,665)	(2,443,301)
5060	41300	101	591826	Parking Fund	DCS - Parking Services	Transfer To Sir Fund	(1,000,000)	(1,000,000)	(300,000)	(300,000)	(300,000)	(300,000)	(300,000)
5060	41300	101	591801	Parking Fund	DCS - Parking Services	Transfer To General Fund	-	(40,000)	-	-	-	-	-
SUB-TOTAL TRANSFERS							(1,000,000)	(1,040,000)	(300,000)	(300,000)	(300,000)	(300,000)	(300,000)
SUB-TOTAL EXPENDITURES							(6,385,363)	(6,602,044)	(8,747,983)	(7,161,198)	(6,842,119)	(5,830,987)	(6,876,613)
NET SURPLUS/(DEFICIT)							4,325,842	(113,548)	(1,236,993)	(2,412,128)	(2,792,119)	109,013	(639,613)

Beginning Audited Cash Balance 1/1/20
2020 Projected Surplus (Deficit)
Ending Projected Cash Balance 12/31/20

2,801,582
(2,792,119)
9,463

Estimated Cash Balance 1/1/21
2021 Budgeted Surplus (Deficit)
Ending Estimated Cash Balance 12/31/21

9,463
109,013
118,476

Estimated Cash Balance 1/1/22
2022 Budgeted Surplus (Deficit)
Ending Estimated Cash Balance 12/31/22

118,476
(639,613)
(521,137)

WATER & SEWER FUND

DEPARTMENTAL SUMMARY

The Public Works Department is responsible for the oversight and management of the Public Works portion of this Fund through its Water & Sewer Division.

The Department maintains 105 miles of watermains, 3 water pumping stations, 1,200 fire hydrants, 1,350 water valves, 104 miles of sewers, 6,500 catch basins and 2,000 manholes.

Water Services

Public Works is responsible for the delivery of safe, potable water to residents and businesses within the Village and for fire suppression. Purchased directly from the City of Chicago, water is stored in several sites throughout the Village and pumped through water mains. Personnel and contractors supported by this fund are responsible for the emergency replacement of broken mains as well as repair and exercising of system water valves and fire hydrants, repair and replacement of water meters and pumping equipment. The division also responds to requests for locating underground water facilities via the one call system Joint Utility Locating Information for Excavators (JULIE).

Revenues for the Water portion of the Fund are generated through the users of the water system through quarterly metering. Rates are determined based on the charges from the City of Chicago for the delivery of water and the Village's expenses and programming.

Sewer Services

Village sewage is transported to the interceptor sewers of the Metropolitan Water Reclamation District of Greater Chicago (MWDGC) where it is eventually treated and discharged into the receiving streams.

Revenues for the Sewer portion of the Fund are generated through the users of the water system as a portion of the utility charges. The Village does not pay the MWDGC for discharging to their sewers. Property owners are assessed on their property tax bill for this service.

2020 ACCOMPLISHMENTS

The Public Works Department, Water & Sewer Division, is responsible for maintaining the safe drinking water for the Village as well as the efficient collection of all storm and sanitary water. The Engineering Division is responsible for managing the Capital programs in this fund.

The following accomplishments were completed in 2020 by the Department of Public Works:

- The Department of Public Works is projecting the water purchase from the City of Chicago to be approximately 1.9 billion gallons for the 2020 calendar year. This is an increase of 0.1 billion gallons that was predicted. The increase could be due to COVID-19 and residents being at home more time and using water keeping demand consistently high.
- The Water & Sewer Division is on pace for completion of approximately 100 water and sewer utility repairs in 2020.
- The Division is also on pace to complete nearly 30 water service upgrades, on the Village side, from lead to copper as part of the Village program for water service line lead abatement. This year, a contractor was approved to assist with this work. Plans began on the implementation of a CDBG funded private side lead service line replacement program.
- Residential water meter replacement program was suspended in March 2020 due to COVID-19. Meter replacements were only done if necessary.
- A leak detection survey of the water system was completed in 2020 with repairs taking place shortly after the leaks were found.
- The Village as the owner of a Public Water Supply is required to develop a Risk and Resilience Assessment (RRA) and corresponding Emergency Response Plan (ERP) in compliance with the American Water Infrastructure Act (AWIA). This work began in June.
- The testing and/or replacement of the Village's large water meters (greater than 2") was suspended due to COVID-19.
- Engineering design and construction of the Lake St. and Austin Blvd. watermain and sewer was completed in 2020.
- Engineering design and construction of a project consisting of relocating the water and sewer main on Euclid Ave between Madison St. and the alley south of Madison St. as part of a Redevelopment Agreement was completed.
- Distributed the Annual Water Quality Report via electronic format.
- Pumping Stations Operators performed testing of Unregulated Contaminant Monitoring Rule 4th Revision, which included monitoring for unregulated contaminants such as:

pesticides, Cyanotoxins, metals, disinfection bi-products, alcohols, and semi-volatile compounds.

- Continued upgrading of the chlorine feeding equipment at the pumping stations.
- Upgraded a check valve for a pump at the south station which will help avoid water hammer and potential water main breaks.
- Continued the Sewer backup Protection Program and RainReady grant programs. Both programs have been very popular and at times will have a waiting list.
- In 2020 the Village reported to the Illinois EPA that there are a total of 12,587 water service lines in the water system. Of that total, 4,735 services have lead pipe on either the private side line or the public side line. The private side is from the water meter in the house to the shut off valve in the parkway. The public side is from the shutoff valve in the parkway to the watermain in the street. In addition there are 5,992 services that have unknown material on either the public side or private side. Assuming the worst case scenario there could be a total of $(4,735 + 5,992)$ 10,727 lead services.

2021 WORK PLAN

- Water purchase from the City of Chicago is projected to approach 1.8 billion gallons for 2020. The City of Chicago is expected to increase their water rates based on the Consumer Price Index.
- Continue repair/replacement of defective/leaking water valves, fire hydrants and water lines identified during the 2020 Leak Detection survey. This is one of several efforts to continue to lower the Village's non-revenue water.
- Proposed is to continue the residential water meter change out program.
- Continued to focus on the large water meter testing and/or replacement program to ensure and increase accurate water billing revenue.
- Continue the water service line lead abatement program.
- Perform Lead and Copper Sampling at about 50 qualifying single family homes in the Village in accordance with the Village's Reduced Monitoring Plan with the IEPA.
- Continue with engineering design and construction of watermain and sewer replacements per the Capital Improvement Plan.
- Continue the sewer backup grant program to aid residents in basement backup protection.
- Continue the RainReady grant program to encourage private property storm water improvements.
- Continue regular combined sewer and storm sewer drain cleaning.

VILLAGE OF OAK PARK
 FISCAL YEAR 2021 BUDGET
 WATER & SEWER FUND

<u>Fund</u>	<u>Dept</u>	<u>Program</u>	<u>Account</u>	<u>Description</u>	<u>Department</u>	<u>Description</u>	<u>2018</u>	<u>2019</u>	<u>Original</u>	<u>Amended</u>	<u>Year</u>	<u>2021</u>	<u>2022</u>
							<u>Actual</u>	<u>Actual</u>	<u>Budget</u>	<u>Budget</u>	<u>End</u>	<u>Adopted</u>	<u>Forecasted</u>
											<u>Estimate</u>	<u>Budget</u>	<u>Budget</u>
5040	43730	101	441462	Water Fund	Water/Sewer	Miscellaneous Revenue	34,511	52,049	3,000	2,010	2,000	2,010	2,010
5040	43730	101	441464	Water Fund	Water/Sewer	Scrap Revenue	6,515	2,150	3,000	2,010	1,000	2,010	2,010
5040	43730	101	441475	Water Fund	Water/Sewer	Recovered Damages	25,081	24,267	10,000	6,700	5,000	6,700	6,700
5040	43730	101	444401	Water Fund	Water/Sewer	Utility Sales	12,639,522	13,957,510	14,400,000	9,648,000	13,500,000	13,500,000	14,000,000
5040	43750	101	444401	Water Fund	Water/Sewer	Utility Sales	4,706,169	3,725,536	5,400,000	3,618,000	4,200,000	5,000,000	5,000,000
5040	43730	101	444402	Water Fund	Water/Sewer	Meter Charges	103,242	65,200	70,000	46,900	40,000	40,000	40,000
5040	43730	778	444402	Water Fund	Water/Sewer	Meter Charges	29,718	39,139	-	-	-	-	-
5040	43730	101	444403	Water Fund	Water/Sewer	Penalty Charges	142,628	151,243	100,000	67,000	67,000	67,000	100,000
						SUB-TOTAL REVENUE	17,687,385	18,017,094	19,986,000	13,390,620	17,815,000	18,617,720	19,150,720
5040	41300	101	510501	Water Fund	Water/Sewer	Regular Salaries	(99,806)	(94,412)	(104,735)	(104,735)	(104,735)	(197,333)	(203,253)
5040	43730	101	510501	Water Fund	Water/Sewer	Regular Salaries	(68,613)	(40,989)	(130,248)	(130,248)	(130,248)	(182,226)	(187,693)
5040	43730	776	510501	Water Fund	Water/Sewer	Regular Salaries	(167,186)	(154,109)	(214,388)	(214,388)	(214,388)	(220,274)	(226,882)
5040	43730	777	510501	Water Fund	Water/Sewer	Regular Salaries	(145,524)	(152,911)	(262,485)	(262,485)	(262,485)	(248,155)	(255,600)
5040	43730	781	510501	Water Fund	Water/Sewer	Regular Salaries	-	-	-	-	-	-	-
5040	43750	101	510501	Water Fund	Water/Sewer	Regular Salaries	(65,911)	(39,543)	(97,061)	(97,061)	(97,061)	(94,693)	(97,534)
5040	43750	781	510501	Water Fund	Water/Sewer	Regular Salaries	(289,086)	(334,691)	(264,611)	(264,611)	(264,611)	(248,155)	(255,600)
5040	41300	101	510503	Water Fund	Water/Sewer	Overtime	(87)	(877)	-	-	-	-	-
5040	43730	101	510503	Water Fund	Water/Sewer	Overtime	(131)	-	-	-	-	-	-
5040	43730	776	510503	Water Fund	Water/Sewer	Overtime	(11,898)	(13,842)	(10,000)	(10,000)	(10,000)	(10,000)	(10,300)
5040	43730	777	510503	Water Fund	Water/Sewer	Overtime	(8,520)	(6,344)	(30,000)	(30,000)	(30,000)	(30,000)	(30,900)
5040	43750	781	510503	Water Fund	Water/Sewer	Overtime	(26,447)	(25,994)	(20,000)	(20,000)	(20,000)	(20,000)	(20,600)
5040	43730	101	510518	Water Fund	Water/Sewer	Seasonal Employees	-	(4,487)	-	-	-	-	-
						SUB-TOTAL PERSONAL SERVICES	(883,210)	(868,199)	(1,133,528)	(1,133,528)	(1,133,528)	(1,250,836)	(1,288,361)
5040	43750	781	510519	Water Fund	Water/Sewer	Vacation Time Payout	(1,406)	(5,331)	-	-	-	-	-
5040	43730	776	520515	Water Fund	Water/Sewer	Health Insurance Opt Out	(399)	-	-	-	-	-	-
5040	43750	781	520515	Water Fund	Water/Sewer	Health Insurance Opt Out	(504)	-	-	-	-	-	-
5040	41300	101	520520	Water Fund	Water/Sewer	Life Insurance Expense	(196)	(177)	(186)	(186)	(186)	(186)	(192)
5040	43730	101	520520	Water Fund	Water/Sewer	Life Insurance Expense	(76)	(47)	(107)	(107)	(107)	(200)	(206)
5040	43730	776	520520	Water Fund	Water/Sewer	Life Insurance Expense	(214)	(153)	(279)	(279)	(279)	(279)	(287)
5040	43730	777	520520	Water Fund	Water/Sewer	Life Insurance Expense	(271)	(226)	(419)	(419)	(419)	(419)	(432)
5040	43750	101	520520	Water Fund	Water/Sewer	Life Insurance Expense	(76)	(46)	(93)	(93)	(93)	(93)	(96)
5040	43750	781	520520	Water Fund	Water/Sewer	Life Insurance Expense	(520)	(535)	(419)	(419)	(419)	(419)	(432)
5040	41300	101	520521	Water Fund	Water/Sewer	Health Insurance Expense	(29,001)	(25,528)	(25,988)	(25,988)	(25,988)	(49,988)	(51,488)
5040	43730	101	520521	Water Fund	Water/Sewer	Health Insurance Expense	(13,112)	(8,460)	(23,777)	(23,777)	(23,777)	(46,917)	(48,325)
5040	43730	776	520521	Water Fund	Water/Sewer	Health Insurance Expense	(25,823)	(16,921)	(29,847)	(29,847)	(29,847)	(53,691)	(55,302)
5040	43730	777	520521	Water Fund	Water/Sewer	Health Insurance Expense	(51,280)	(47,885)	(81,167)	(81,167)	(81,167)	(78,068)	(80,410)
5040	43750	101	520521	Water Fund	Water/Sewer	Health Insurance Expense	(13,112)	(8,460)	(20,201)	(20,201)	(20,201)	(20,201)	(20,807)
5040	43750	781	520521	Water Fund	Water/Sewer	Health Insurance Expense	(85,871)	(97,922)	(81,167)	(81,167)	(81,167)	(78,068)	(80,410)
5040	41300	101	520522	Water Fund	Water/Sewer	Social Security Expense	(5,683)	(5,709)	(6,494)	(6,494)	(6,494)	(12,655)	(13,035)
5040	43730	101	520522	Water Fund	Water/Sewer	Social Security Expense	(4,376)	(2,927)	(7,968)	(7,968)	(7,968)	(11,339)	(11,679)

VILLAGE OF OAK PARK
FISCAL YEAR 2021 BUDGET
WATER & SEWER FUND

<u>Fund</u>	<u>Dept</u>	<u>Program</u>	<u>Account</u>	<u>Description</u>	<u>Department</u>	<u>Description</u>	<u>2018</u> <u>Actual</u>	<u>2019</u> <u>Actual</u>	<u>Original</u> <u>2020</u> <u>Budget</u>	<u>Amended</u> <u>2020</u> <u>Budget</u>	<u>Year</u> <u>End</u> <u>Estimate</u>	<u>2021</u> <u>Adopted</u> <u>Budget</u>	<u>2022</u> <u>Forecasted</u> <u>Budget</u>
5040	43730	776	520522	Water Fund	Water/Sewer	Social Security Expense	(10,540)	(9,947)	(13,912)	(13,912)	(13,912)	(14,277)	(14,705)
5040	43730	777	520522	Water Fund	Water/Sewer	Social Security Expense	(8,759)	(9,098)	(18,134)	(18,134)	(18,134)	(17,246)	(17,763)
5040	43750	101	520522	Water Fund	Water/Sewer	Social Security Expense	(3,719)	(2,221)	(6,018)	(6,018)	(6,018)	(5,871)	(6,047)
5040	43750	781	520522	Water Fund	Water/Sewer	Social Security Expense	(18,165)	(20,977)	(17,646)	(17,646)	(17,646)	(16,626)	(17,125)
5040	41300	101	520523	Water Fund	Water/Sewer	Medicare Expense	(1,329)	(1,335)	(1,519)	(1,519)	(1,519)	(2,856)	(2,942)
5040	43730	101	520523	Water Fund	Water/Sewer	Medicare Expense	(1,023)	(685)	(1,889)	(1,889)	(1,889)	(2,642)	(2,721)
5040	43730	776	520523	Water Fund	Water/Sewer	Medicare Expense	(2,465)	(2,326)	(3,254)	(3,254)	(3,254)	(3,339)	(3,439)
5040	43730	777	520523	Water Fund	Water/Sewer	Medicare Expense	(2,050)	(2,128)	(4,241)	(4,241)	(4,241)	(4,033)	(4,154)
5040	43750	101	520523	Water Fund	Water/Sewer	Medicare Expense	(870)	(519)	(1,407)	(1,407)	(1,407)	(1,373)	(1,414)
5040	43750	781	520523	Water Fund	Water/Sewer	Medicare Expense	(4,247)	(4,905)	(4,127)	(4,127)	(4,127)	(3,888)	(4,005)
5040	41300	101	520527	Water Fund	Water/Sewer	IMRF Contributions	(9,862)	(6,380)	(9,227)	(9,227)	(9,227)	(16,152)	(16,637)
5040	43730	101	520527	Water Fund	Water/Sewer	IMRF Contributions	(6,461)	(2,562)	(10,401)	(10,401)	(10,401)	(15,198)	(15,654)
5040	43730	776	520527	Water Fund	Water/Sewer	IMRF Contributions	(17,774)	(10,905)	(19,232)	(19,232)	(19,232)	(18,697)	(19,258)
5040	43730	777	520527	Water Fund	Water/Sewer	IMRF Contributions	(15,262)	(10,320)	(25,768)	(25,768)	(25,768)	(23,198)	(23,894)
5040	43750	101	520527	Water Fund	Water/Sewer	IMRF Contributions	(6,486)	(2,562)	(8,551)	(8,551)	(8,551)	(7,897)	(8,134)
5040	43750	781	520527	Water Fund	Water/Sewer	IMRF Contributions	(29,578)	(22,295)	(25,074)	(25,074)	(25,074)	(22,364)	(23,035)
SUB-TOTAL FRINGE BENEFITS							(370,508)	(329,492)	(448,512)	(448,512)	(448,512)	(528,180)	(544,025)
5040	43730	101	520528	Water Fund	Water/Sewer	Change in IMRF NPL	(17,517)	7,555	-	-	-	-	-
5040	43730	101	520900	Water Fund	Water/Sewer	Change in NPO	(2,377)	(1,042)	-	-	-	-	-
5040	43730	101	530650	Water Fund	Water/Sewer	Conferences Training	(5,316)	(8,675)	(14,500)	(4,750)	(4,750)	(7,000)	(7,210)
5040	43730	101	530658	Water Fund	Water/Sewer	Temporary Services	-	-	(5,000)	(5,000)	-	-	-
5040	41300	101	530660	Water Fund	Water/Sewer	General Contractuals	(21,033)	(19,016)	(24,000)	(24,000)	(24,000)	(24,000)	(24,720)
5040	43730	776	530660	Water Fund	Water/Sewer	General Contractuals	(36,190)	(36,425)	(51,000)	(46,000)	(46,000)	(49,500)	(50,985)
5040	43770	776	530660	Water Fund	Water/Sewer	General Contractuals	-	-	-	-	-	-	-
5040	43730	101	530667	Water Fund	Water/Sewer	External Support	(36,031)	(177,848)	(163,000)	(177,977)	(177,977)	(168,000)	(173,040)
5040	43750	101	530667	Water Fund	Water/Sewer	External Support	-	-	-	-	-	-	-
5040	43730	776	530667	Water Fund	Water/Sewer	External Support	(26,825)	(14,653)	(75,000)	(65,000)	(70,000)	(76,100)	(78,383)
5040	43730	777	530667	Water Fund	Water/Sewer	External Support	(228,748)	(197,869)	(361,500)	(333,500)	(284,000)	(339,000)	(349,170)
5040	43750	781	530667	Water Fund	Water/Sewer	External Support	(290,950)	(255,396)	(310,000)	(323,541)	(323,541)	(359,500)	(370,285)
5040	41300	101	530675	Water Fund	Water/Sewer	Bank Charges	(50,326)	(60,258)	(55,000)	(55,000)	(60,000)	(60,000)	(61,800)
5040	41999	776	540674	Water Fund	Water/Sewer	Property Repair	(272)	-	-	-	-	-	-
5040	43730	776	540674	Water Fund	Water/Sewer	Property Repair	(6,191)	(23,626)	(30,000)	(38,765)	(35,000)	(45,000)	(46,350)
5040	43730	101	540690	Water Fund	Water/Sewer	Telecommunication Charges	-	(1,651)	(2,300)	(2,300)	(2,300)	(2,300)	(2,369)
5040	43730	776	540690	Water Fund	Water/Sewer	Telecommunication Charges	(1,851)	(2,589)	(3,650)	(3,650)	(3,650)	(3,650)	(3,760)
5040	43730	777	540690	Water Fund	Water/Sewer	Telecommunication Charges	-	(2,485)	(3,000)	(3,000)	(3,000)	(3,000)	(3,090)
5040	43730	776	540692	Water Fund	Water/Sewer	Electricity	(91,707)	(105,000)	(105,000)	(105,000)	(105,000)	(110,000)	(113,300)
5040	43730	776	540693	Water Fund	Water/Sewer	Natural Gas	(1,723)	(5,088)	(4,500)	(4,500)	(4,500)	(5,000)	(5,150)
5040	43730	776	560691	Water Fund	Water/Sewer	City Of Chicago Water Expense	(7,137,996)	(7,128,340)	(7,400,000)	(7,400,000)	(7,900,000)	(7,650,000)	(7,879,500)
SUB-TOTAL CONTRACTUAL SERVICES							(7,955,053)	(8,032,406)	(8,607,450)	(8,591,983)	(9,043,718)	(8,902,050)	(9,169,112)

VILLAGE OF OAK PARK
FISCAL YEAR 2021 BUDGET
WATER & SEWER FUND

<u>Fund</u>	<u>Dept</u>	<u>Program</u>	<u>Account</u>	<u>Description</u>	<u>Department</u>	<u>Description</u>	<u>2018</u> <u>Actual</u>	<u>2019</u> <u>Actual</u>	<u>Original</u> <u>2020</u> <u>Budget</u>	<u>Amended</u> <u>2020</u> <u>Budget</u>	<u>Year</u> <u>End</u> <u>Estimate</u>	<u>2021</u> <u>Adopted</u> <u>Budget</u>	<u>2022</u> <u>Forecasted</u> <u>Budget</u>
5040	41300	101	550601	Water Fund	Water/Sewer	Printing	(699)	(579)	(600)	(600)	-	-	-
5040	41300	172	550601	Water Fund	Water/Sewer	Printing	-	-	-	-	-	-	-
5040	43730	101	550601	Water Fund	Water/Sewer	Printing	(2,693)	(1,784)	(2,500)	(2,500)	(2,500)	(2,500)	(2,575)
5040	43730	101	550602	Water Fund	Water/Sewer	Membership Dues	(3,487)	(3,996)	(4,400)	(4,100)	(4,059)	(4,400)	(4,532)
5040	41300	101	550603	Water Fund	Water/Sewer	Postage	(24,386)	(20,994)	(26,000)	(26,000)	(26,000)	(26,000)	(26,780)
5040	43730	101	550603	Water Fund	Water/Sewer	Postage	(379)	(126)	(400)	(400)	(400)	(400)	(412)
5040	43730	101	550632	Water Fund	Water/Sewer	Laundry Service	(162)	(1,630)	-	-	-	-	-
5040	43750	101	550632	Water Fund	Water/Sewer	Laundry Service	(2,719)	(1,976)	-	-	-	-	-
5040	43730	101	550652	Water Fund	Water/Sewer	Legal Postings and Doc. Fees	-	(231)	(300)	(300)	(300)	(1,000)	(1,030)
5040	41300	101	550663	Water Fund	Water/Sewer	Software License Updates	-	-	-	-	-	-	-
5040	43730	101	550671	Water Fund	Water/Sewer	Office Machine Service	(2,647)	(2,417)	(2,300)	(2,300)	(2,281)	(2,500)	(2,575)
5040	41300	101	560620	Water Fund	Water/Sewer	Office Supplies	-	-	-	-	-	-	-
5040	43730	101	560620	Water Fund	Water/Sewer	Office Supplies	-	-	(200)	(200)	(200)	(200)	(206)
5040	43750	101	560620	Water Fund	Water/Sewer	Office Supplies	-	-	(200)	(200)	(200)	(200)	(206)
5040	43730	101	560625	Water Fund	Water/Sewer	Clothing	(2,746)	(2,662)	(5,000)	(5,000)	(5,000)	(5,000)	(5,150)
5040	43750	101	560625	Water Fund	Water/Sewer	Clothing	(2,903)	(2,462)	(5,000)	(5,000)	(5,000)	(5,000)	(5,150)
5040	43730	776	560631	Water Fund	Water/Sewer	Operational Supplies	(26,633)	(23,155)	(30,000)	(30,000)	(30,000)	(30,000)	(30,900)
5040	43730	777	560631	Water Fund	Water/Sewer	Operational Supplies	(108,911)	(112,521)	(130,000)	(130,000)	(110,000)	(130,000)	(133,900)
5040	43730	778	560631	Water Fund	Water/Sewer	Operational Supplies	(992)	(1,499)	(2,500)	(2,500)	(1,500)	(2,500)	(2,575)
5040	43730	781	560631	Water Fund	Water/Sewer	Operational Supplies	-	(50)	-	-	-	-	-
5040	43750	781	560631	Water Fund	Water/Sewer	Operational Supplies	(9,225)	(8,714)	(25,000)	(17,500)	(15,000)	(25,000)	(25,750)
5040	43730	777	560633	Water Fund	Water/Sewer	Roadway Maintenance	(27,516)	(16,661)	(35,000)	(35,000)	(30,000)	(35,000)	(36,050)
5040	43730	781	560633	Water Fund	Water/Sewer	Roadway Maintenance	-	-	-	-	-	-	-
5040	43750	781	560633	Water Fund	Water/Sewer	Roadway Maintenance	(20,226)	(15,164)	(35,000)	(35,000)	(35,000)	(35,000)	(36,050)
						SUB-TOTAL MATERIALS & SUPPLIES	(236,323)	(216,621)	(304,400)	(296,600)	(267,440)	(304,700)	(313,841)
5040	43730	776	570707	Water Fund	Water/Sewer	Capital Improvements	(57,688)	-	(1,845,666)	(950,666)	(826,690)	(570,000)	(1,030,000)
5040	43730	777	570707	Water Fund	Water/Sewer	Capital Improvements	(1,594,532)	(1,355,504)	(3,262,880)	(2,041,631)	(1,257,472)	(6,375,000)	(4,170,000)
5040	43730	781	570707	Water Fund	Water/Sewer	Capital Improvements	-	-	-	-	-	-	-
5040	43750	777	570707	Water Fund	Water/Sewer	Capital Improvements	-	-	-	-	(743,128)	-	-
5040	43750	781	570707	Water Fund	Water/Sewer	Capital Improvements	(1,913,178)	(1,892,084)	(3,891,000)	(2,385,208)	(2,336,108)	(4,786,000)	(2,761,000)
5040	41300	101	570711	Water Fund	Water/Sewer	Software	-	-	-	-	-	-	-
5040	43730	777	570711	Water Fund	Water/Sewer	Software	-	-	-	-	-	-	(55,000)
5040	43730	776	570710	Water Fund	Water/Sewer	Equipment	(3,655)	(7,873)	(20,000)	(20,000)	(10,000)	(10,000)	(10,000)
5040	43730	777	570710	Water Fund	Water/Sewer	Equipment	(5,482)	(7,107)	(7,500)	(7,500)	(7,500)	(7,500)	(7,500)
5040	43750	781	570710	Water Fund	Water/Sewer	Equipment	(4,160)	(6,771)	(7,500)	(7,500)	(7,500)	(7,500)	-
5040	43730	776	570720	Water Fund	Water/Sewer	Computer Equipment	-	-	-	-	-	-	-
5040	43730	777	570720	Water Fund	Water/Sewer	Computer Equipment	-	-	(1,200)	-	(1,200)	-	-
5040	43750	781	570720	Water Fund	Water/Sewer	Computer Equipment	(932)	-	-	-	-	-	-
5040	43730	777	570740	Water Fund	Water/Sewer	Facilities Furnishings	-	-	-	-	-	-	-
5040	43730	777	570750	Water Fund	Water/Sewer	Vehicles	-	(49,961)	(90,000)	-	-	-	(260,000)
5040	43750	781	570750	Water Fund	Water/Sewer	Vehicles	(364,027)	(23,499)	(40,000)	(38,000)	-	-	-
5040	43730	101	580700	Water Fund	Water/Sewer	Bad Debt Expense	-	-	-	-	-	-	-

VILLAGE OF OAK PARK
FISCAL YEAR 2021 BUDGET
WATER & SEWER FUND

<u>Fund</u>	<u>Dept</u>	<u>Program</u>	<u>Account</u>	<u>Description</u>	<u>Department</u>	<u>Description</u>	<u>2018</u> <u>Actual</u>	<u>2019</u> <u>Actual</u>	<u>Original</u> <u>2020</u> <u>Budget</u>	<u>Amended</u> <u>2020</u> <u>Budget</u>	<u>Year</u> <u>End</u> <u>Estimate</u>	<u>2021</u> <u>Adopted</u> <u>Budget</u>	<u>2022</u> <u>Forecasted</u> <u>Budget</u>
5040	41300	101	580898	Water Fund	Water/Sewer	Amortization	11,570	11,576	-	-	-	-	-
5040	41300	101	580899	Water Fund	Water/Sewer	Depreciation Expense	(1,466,666)	(1,639,424)	-	-	-	-	-
5040	41300	101	580999	Water Fund	Water/Sewer	Less Fixed Assets Capitalized	3,254,912	2,759,654	-	-	-	-	-
SUB-TOTAL CAPITAL OUTLAY							(2,143,838)	(2,210,993)	(9,165,746)	(5,450,505)	(5,189,598)	(11,756,000)	(8,293,500)
5040	41300	157	581802	Water Fund	Water/Sewer	2010C Bond Interest Expense	(57,271)	(39,330)	(23,850)	(23,850)	(23,850)	(11,251)	(7,677)
5040	41300	157	581801	Water Fund	Water/Sewer	2010C Bond Principal	-	-	(314,975)	(314,975)	(314,975)	(89,365)	(93,760)
5040	41300	159	581802	Water Fund	Water/Sewer	2011B Bond Interest Expense	(95,600)	(95,523)	(95,261)	(95,261)	(95,261)	(6,068)	-
5040	41300	159	581801	Water Fund	Water/Sewer	2011B Bond Principal	-	-	(17,520)	(17,520)	(17,520)	(388,360)	-
5040	41300	148	581802	Water Fund	Water/Sewer	2012A Bond Interest Expense	(31,137)	(26,035)	(21,618)	(21,618)	(21,618)	(18,075)	(14,000)
5040	41300	148	581801	Water Fund	Water/Sewer	2012A Bond Principal	-	-	(177,135)	(177,135)	(177,135)	(233,770)	(410,000)
5040	41300	142	581802	Water Fund	Water/Sewer	2020B Bond Interest	-	-	-	-	-	(79,732)	(79,732)
5040	41300	142	581801	Water Fund	Water/Sewer	2020B Bond Principal	-	-	-	-	-	-	-
SUB-TOTAL DEBT SERVICE							(184,007)	(160,888)	(650,359)	(650,359)	(650,359)	(826,621)	(605,169)
5040	41300	101	591826	Water Fund	Water/Sewer	Transfer To Sir Fund	(1,000,000)	(1,000,000)	(570,000)	(570,000)	(670,000)	(670,000)	(570,000)
SUB-TOTAL TRANSFERS							(1,000,000)	(1,000,000)	(570,000)	(570,000)	(670,000)	(670,000)	(570,000)
SUB-TOTAL EXPENDITURES							(12,772,940)	(12,818,599)	(20,879,995)	(17,141,487)	(17,403,155)	(24,238,387)	(20,784,008)
NET SURPLUS/(DEFICIT)							4,914,446	5,198,495	(893,995)	(3,750,867)	411,845	(5,620,667)	(1,633,288)
Beginning Audited Cash Balance 1/1/20											11,685,794		
2020 Projected Surplus (Deficit)											411,845		
Ending Projected Cash Balance 12/31/20											12,097,639		
Estimated Cash Balance 1/1/21											12,097,639		
2021 Budgeted Surplus (Deficit)											(5,620,667)		
Ending Estimated Cash Balance 12/31/21											6,476,972		
Estimated Cash Balance 1/1/22												6,476,972	
2022 Budgeted Surplus (Deficit)												(1,633,288)	
Ending Estimated Cash Balance 12/31/22												4,843,684	

Internal Service Funds

The Villages Internal Service Fund (ISF) are used to track revenues and expenses that do not require legal separation from the General Fund but are budgeted and tracked independently for internal control, transparency, and accounting purposes. The following ISF are included under this section:

- Debt Service Fund
- Health Insurance Fund
- Self-Insured Retention Fund (SIRF)

The Self Insured Retention Fund is used to account for all expenses related to general liability and workers compensation case claim payments as well as related insurance premiums paid for stop loss coverage which is currently \$750,000. This Fund does not have its own dedicated revenue source and is funded by inter-fund transfers-in from other Village Funds.

The Health Insurance Fund is used to track and account for expenses related to the Village's health and life insurance benefits provided to eligible full time employees. Eligible employees receive a comprehensive health insurance benefit which includes either a PPO or HMO option chosen by each employee and a prescription drug benefit as well.

In addition, the Village provides eligible employees with a flat \$50,000 life insurance benefit at no cost and employees may purchase at their own expense additional coverage above this amount.

Finally, with a certain limited exception, dental insurance is available and offered to employees at an employee's own expense.

The largest expense in this Fund is related to health insurance coverage. The Village is self-insured and uses Blue Cross/Blue Shield to administer its plans. Actual health insurance claims are paid out of this fund and budgeted as expense while corresponding revenues are budgeted from Village contributions, employee payroll contributions, and pensioner/COBRA contributions.

The Debt Service Fund accounts for all principal and interest payments made on bond issues which are not dedicated to Special Revenue or Enterprise Funds. Detailed schedules by bond issue are provided within this budget document.

Debt Service Fund

Fund Summary:

The Debt Service Fund accounts for the general debt of the Village. Debt is also paid directly by the Village's Enterprise Funds if the proceeds were used for expenses in one of those Funds.

Annual Debt payments are primarily funded through a portion of the Village's property tax levy.

VILLAGE OF OAK PARK
 FISCAL YEAR 2021 BUDGET
 DEBT SERVICE FUND

Fund	Dept	Program	Account	Description	Department	Description	2018	2019	Original	Amended	Year	2021	2022
							Actual	Actual	2020	2020	End	Adopted	Forecasted
							Budget	Budget	Estimate	Budget	Budget	Budget	Budget
4025	41300	101	411401	Debt Service Fund	Finance	Property Tax Levy	4,054,207	4,226,718	4,232,653	4,232,653	4,232,653	4,232,653	3,867,100
4025	41300	101	411414	Debt Service Fund	Finance	TIF Surplus Distribution	149,016	181,946	-	-	-	-	-
4025	41300	101	441462	Debt Service Fund	Finance	Miscellaneous Revenue	-	-	6,500	6,500	-	-	-
4025	41300	101	461490	Debt Service Fund	Finance	Interest Revenue	10,457	53,122	15,000	15,000	15,000	15,000	15,000
4025	41300	101	490479	Debt Service Fund	Finance	Intergovt Support Op Library	1,069,346	1,075,734	1,070,807	1,070,807	1,070,807	-	-
4025	41300	101	491401	Debt Service Fund	Finance	Transfer From General Fund	500,000	500,000	500,000	500,000	500,000	500,000	500,000
4025	41300	101	491455	Debt Service Fund	Finance	Transfer From Environmental Service Fd	280,000	280,000	280,000	280,000	280,000	350,000	350,000
4025	41300	Var	493800	Debt Service Fund	Finance	Bond Proceeds	-	-	16,500,000	9,700,000	10,500,000	-	-
4025	41300	Var	493802	Debt Service Fund	Finance	Premium on Bond Proceeds	-	-	-	-	-	-	-
SUB-TOTAL REVENUE							6,063,026	6,317,520	22,604,960	15,804,960	16,598,460	5,097,653	4,732,100
4025	41300	101	530804	Debt Service Fund	Finance	Bond Paying Agent Fees	(3,000)	(7,042)	(8,500)	(8,500)	(8,500)	(8,500)	(8,500)
4025	41300	185	581801	2007A Debt Service Fund	Finance	Bond Principal Payment	-	(125,000)	-	-	-	-	-
4025	41300	185	581802	2007A Debt Service Fund	Finance	Bond Interest Expense	-	(152,641)	-	-	-	-	-
4025	41300	158	581801	2011A Debt Service Fund	Finance	Bond Principal Payment	-	-	(680,000)	(680,000)	(680,000)	-	-
4025	41300	158	581802	2011A Debt Service Fund	Finance	Bond Interest Expense	-	-	(10,200)	(10,200)	(10,200)	-	-
4025	41300	159	581801	2011B Debt Service Fund	Finance	Bond Principal Payment	(12,480)	(12,480)	(12,480)	(12,480)	(12,480)	(276,640)	(605,280)
4025	41300	159	581802	2011B Debt Service Fund	Finance	Bond Interest Expense	(68,606)	(68,232)	(67,857)	(67,857)	(67,857)	(4,322)	(49,189)
4025	41300	148	581801	2012A Debt Service Fund	Finance	Bond Principal Payment	(796,950)	(834,900)	(557,865)	(557,865)	(557,865)	(736,230)	(311,190)
4025	41300	148	581802	2012A Debt Service Fund	Finance	Bond Interest Expense	(100,720)	(84,780)	(68,082)	(68,082)	(68,082)	(56,925)	(42,200)
4025	41300	160	581801	2015A Debt Service Fund	Finance	Bond Principal Payment	(650,000)	(935,000)	(1,070,000)	(1,070,000)	(1,070,000)	(625,000)	(530,000)
4025	41300	160	581802	2015A Debt Service Fund	Finance	Bond Interest Expense	(341,550)	(328,550)	(309,850)	(309,850)	(309,850)	(288,450)	(269,700)
4025	41300	154	581801	2015B Debt Service Fund	Finance	Bond Principal Payment	(420,000)	(430,000)	(450,000)	(450,000)	(450,000)	(240,000)	(250,000)
4025	41300	154	581802	2015B Debt Service Fund	Finance	Bond Interest Expense	(269,888)	(257,288)	(244,388)	(244,388)	(244,388)	(230,888)	(223,688)
4025	41300	145	581801	2016A Debt Service Fund	Finance	Bond Principal Payment	-	-	-	-	-	-	(175,000)
4025	41300	145	581802	2016A Debt Service Fund	Finance	Bond Interest Expense	(640,119)	(640,119)	(640,119)	(640,119)	(640,119)	(640,118)	(640,119)
4025	41300	147	581801	2016C Debt Service Fund	Finance	Bond Principal Payment	-	(2,845,000)	-	-	-	-	-
4025	41300	147	581802	2016C Debt Service Fund	Finance	Bond Interest Expense	(63,663)	(68,897)	-	-	-	-	-
4025	41300	139	581801	2016D Debt Service Fund	Finance	Bond Principal Payment	-	-	(750,000)	(750,000)	(750,000)	(25,000)	(800,000)
4025	41300	139	581802	2016D Debt Service Fund	Finance	Bond Interest Expense	(305,281)	(152,641)	(301,531)	(301,531)	(301,531)	(279,032)	(278,281)
4025	41300	150	530805	2017A Debt Service Fund	Finance	Bond Issuance Fees	-	-	-	-	-	-	-
4025	41300	150	581801	2017A Debt Service Fund	Finance	Bond Principal Payment	-	-	-	-	-	-	(680,000)
4025	41300	150	581802	2017A Debt Service Fund	Finance	Bond Interest Expense	(397,174)	(420,537)	(420,538)	(420,538)	(420,538)	(420,538)	(420,538)
4025	41300	165	581801	2017B Debt Service Fund	Finance	Bond Principal Payment	(400,000)	(295,000)	(195,000)	(195,000)	(195,000)	(495,000)	-
4025	41300	165	581802	2017B Debt Service Fund	Finance	Bond Interest Expense	(49,091)	(39,400)	(27,600)	(27,600)	(27,600)	(19,800)	-
4025	41300	166	581801	2017C Debt Service Fund	Finance	Bond Principal Payment	(870,000)	(905,000)	(945,000)	(945,000)	(945,000)	-	-
4025	41300	166	581802	2017C Debt Service Fund	Finance	Bond Interest Expense	(120,511)	(92,500)	(47,250)	(47,250)	(47,250)	-	-
4025	41300	141	581801	2020A Debt Service Fund	Finance	Bond Principal Payment	-	-	-	-	-	-	-
4025	41300	141	581802	2020A Debt Service Fund	Finance	Bond Interest Expense	-	-	-	-	-	(266,073)	(266,072)
4025	41300	142	581801	2020B Debt Service Fund	Finance	Bond Principal Payment	-	-	-	-	-	-	-
4025	41300	142	581802	2020B Debt Service Fund	Finance	Bond Interest Expense	-	-	-	-	-	(56,794)	(56,794)
4025	41300	199	591812	Transfer to CIP Fund	Finance	Transfer to CIP Fund	-	-	(17,225,000)	(10,625,000)	(11,350,000)	-	-
SUB-TOTAL EXPENDITURES							(5,509,032)	(8,695,007)	(24,031,260)	(17,431,260)	(18,156,260)	(4,669,310)	(5,606,551)
NET SURPLUS/(DEFICIT)							553,994	(2,377,487)	(1,426,300)	(1,626,300)	(1,557,800)	428,343	(874,451)

VILLAGE OF OAK PARK
 FISCAL YEAR 2021 BUDGET
 DEBT SERVICE FUND

<u>Fund</u>	<u>Dept</u>	<u>Program</u>	<u>Account</u>	<u>Description</u>	<u>Department</u>	<u>Description</u>	<u>2018</u> <u>Actual</u>	<u>2019</u> <u>Actual</u>	<u>Original</u> <u>2020</u> <u>Budget</u>	<u>Amended</u> <u>2020</u> <u>Budget</u>	<u>Year</u> <u>End</u> <u>Estimate</u>	<u>2021</u> <u>Adopted</u> <u>Budget</u>	<u>2022</u> <u>Forecasted</u> <u>Budget</u>
						2020 Projected Surplus (Deficit)					(1,557,800)		
						Ending Projected Fund Balance 12/31/20					158,437		
						Estimated Fund Balance 1/1/21						158,437	
						2021 Budgeted Surplus (Deficit)						428,343	
						Ending Estimated Fund Balance 12/31/21						586,780	
						Estimated Fund Balance 1/1/22							586,780
						2022 Budgeted Surplus (Deficit)							(874,451)
						Ending Estimated Fund Balance 12/31/22							(287,671)

HEALTH INSURANCE FUND

Fund Summary:

The Human Resources Department develops, supports, and administers an employee benefits program that is cost effective while also considered by employees as having value in terms of their total compensation from the Village. Specific benefits provided include:

- Health insurance in the form of two Blue Cross/Blue Shield PPOs and HMOs
- A prescription drug plan with a three-tier co-pay (\$10, \$30 and \$50)
- Village paid basic life and accidental death and dismemberment insurance
- Outsourced S-125 Plan administration for reimbursement of qualified expenses
- Reimbursement for qualified transportation expenses

The Human Resources Department relies on assistance from an insurance broker to provide the most cost-effective benefit plans and options to its employees.

VILLAGE OF OAK PARK
 FISCAL YEAR 2021 BUDGET
 HEALTH INSURANCE FUND

Fund	Dept	Program	Account	Description	Department	Description	2018 Actual	2019 Actual	Original 2020 Budget	Amended 2020 Budget	Year End Estimate	2021 Adopted Budget	2022 Forecasted Budget
6028	41080	101	440440	Health Insurance Fund	HR - Human Resources	Health Ins Premiums Withheld	1,051,375	1,051,932	1,000,000	1,000,000	1,030,000	1,050,000	1,102,500
6028	41080	101	440441	Health Insurance Fund	HR - Human Resources	Life Insurance Premiums Withheld	68,198	64,291	80,000	80,000	69,000	70,000	73,500
6028	41080	101	440442	Health Insurance Fund	HR - Human Resources	Dental Insurance Premiums Withheld	219,894	213,339	275,000	275,000	210,000	215,000	225,750
6028	41080	101	440443	Health Insurance Fund	HR - Human Resources	Vision Insurance Premiums Withheld	30,604	39,142	40,000	40,000	38,000	40,000	42,000
6028	41080	101	440444	Health Insurance Fund	HR - Human Resources	AFLAC Premiums Withheld	25,525	1,496	-	-	-	-	-
6028	41080	101	440445	Health Insurance Fund	HR - Human Resources	Allied FSA Med Premiums Withheld	224,695	250,594	250,000	250,000	250,000	250,000	262,500
6028	41080	101	440446	Health Insurance Fund	HR - Human Resources	Allied FSA Dep Care Premiums Withheld	38,748	45,870	40,000	40,000	30,000	35,000	36,750
6028	41080	101	440464	Health Insurance Fund	HR - Human Resources	Employer Life Insurance Contribution	34,543	32,136	-	-	-	-	-
6028	41090	101	440466	Health Insurance Fund	HR - Human Resources	Pensioneer Premium Payments	1,062,712	1,005,611	1,000,000	1,000,000	1,200,000	1,200,000	1,260,000
6028	41080	101	440499	Health Insurance Fund	HR - Human Resources	Employer Contributions	5,092,271	5,081,286	5,000,000	5,000,000	4,000,000	5,857,858	6,150,751
6028	41090	101	441462	Health Insurance Fund	HR - Human Resources	Miscellaneous Revenue	838	-	1,000	1,000	1,000	1,000	1,050
SUB-TOTAL REVENUE							7,849,403	7,785,697	7,686,000	7,686,000	6,828,000	8,718,858	9,154,801
6028	41080	133	510501	Health Insurance Fund	HR - Human Resources	Regular Salaries	-	-	(99,507)	(99,507)	(99,507)	(98,369)	(101,320)
6028	41080	133	510503	Health Insurance Fund	HR - Human Resources	Overtime	-	-	(1,000)	(1,000)	(1,000)	(1,000)	(1,030)
6028	41080	133	520520	Health Insurance Fund	HR - Human Resources	Life Insurance Expense	-	-	(116)	(116)	(116)	(116)	(119)
6028	41080	133	520521	Health Insurance Fund	HR - Human Resources	Health Insurance Expense	-	-	(21,495)	(21,495)	(21,495)	(23,628)	(24,337)
6028	41080	133	520522	Health Insurance Fund	HR - Human Resources	Social Security Expense	-	-	(12,127)	(12,127)	(12,127)	(12,057)	(12,419)
6028	41080	133	520523	Health Insurance Fund	HR - Human Resources	Medicare Expense	-	-	(1,457)	(1,457)	(1,457)	(1,441)	(1,484)
6028	41080	133	520527	Health Insurance Fund	HR - Human Resources	IMRF Contributions	-	-	(8,767)	(8,767)	(8,767)	(8,204)	(8,450)
6028	41080	101	520683	Health Insurance Fund	HR - Human Resources	Health Insurance Claims	(6,075,166)	(6,801,466)	(7,000,000)	(7,000,000)	(6,200,000)	(7,200,000)	(7,416,000)
6028	41080	101	520684	Health Insurance Fund	HR - Human Resources	Allied FSA Med Contributions Paid	(224,695)	(250,594)	(280,000)	(280,000)	(260,000)	(260,000)	(267,800)
6028	41080	101	520685	Health Insurance Fund	HR - Human Resources	Vision Insurance Premiums Paid	(25,707)	(48,697)	(50,000)	(50,000)	(38,000)	(40,000)	(41,200)
6028	41080	101	520686	Health Insurance Fund	HR - Human Resources	Aflac Premiums Paid	(30,632)	-	-	-	-	-	-
6028	41080	101	520687	Health Insurance Fund	HR - Human Resources	Life Insurance Premiums	(106,112)	(114,182)	(115,000)	(115,000)	(115,000)	(115,000)	(118,450)
6028	41090	101	520687	Health Insurance Fund	HR - Human Resources	Life Insurance Premiums	(18,973)	-	-	-	-	-	-
6028	41080	101	520688	Health Insurance Fund	HR - Human Resources	Dental Insurance Premiums	(205,201)	(261,632)	(275,000)	(275,000)	(210,000)	(215,000)	(221,450)
6028	41080	101	520689	Health Insurance Fund	HR - Human Resources	Allied FSA Dep Care Contributions Paid	(38,748)	(45,870)	(50,000)	(50,000)	(35,000)	(40,000)	(41,200)
6028	41080	101	530667	Health Insurance Fund	HR - Human Resources	External Support	(49,310)	(43,672)	(125,000)	(125,000)	(125,000)	(125,000)	(128,750)
SUB-TOTAL EXPENDITURES							(6,774,544)	(7,566,113)	(8,039,469)	(8,039,469)	(7,127,469)	(8,139,815)	(8,384,009)
NET SURPLUS/(DEFICIT)							1,074,860	219,584	(353,469)	(353,469)	(299,469)	579,043	770,791

Beginning Audited Fund Balance 1/1/20	3,356,266	
2020 Projected Surplus (Deficit)	(299,469)	
Ending Projected Fund Balance 12/31/20	<u>3,056,797</u>	
Estimated Fund Balance 1/1/21		3,056,797
2021 Budgeted Surplus (Deficit)		579,043
Ending Estimated Fund Balance 12/31/21		<u>3,635,840</u>
Estimated Fund Balance 1/1/22		
2022 Budgeted Surplus (Deficit)		3,635,840
Ending Estimated Fund Balance 12/31/22		<u>770,791</u>
		<u>4,406,631</u>

SELF-INSURED RETENTION FUND

Fund Summary:

The Self Insured Retention Fund exists to fund the payment of liability judgments and settlements, workers compensation settlements, payments, attorney fees and related costs necessary to the defense of those cases.

In recent years, staff has been reviewing various options as they pertain to how the Village insures itself. While maintaining a self-insured status of \$750,000, the Village Board is continually seeking alternatives such as joining an intergovernmental insurance pool in order to reduce costs.

VILLAGE OF OAK PARK
FISCAL YEAR 2021 BUDGET
LEGAL- SELF INSURED RETENTION FUND

Fund	Dept	Program	Account	Description	Department	Description	2018 Actual	2019 Actual	Original 2020 Budget	Amended 2020 Budget	Year End Estimate	2021 Adopted Budget	2022 Forecasted Budget
6026	41300	101	491401	Self Insured Retention Fund	LEGAL - SIRF	Transfer From General Fund	750,000	3,000,000	500,000	500,000	1,000,000	1,000,000	1,000,000
6026	41300	101	491440	Self Insured Retention Fund	LEGAL - SIRF	Transfer From Water Fund	1,000,000	1,000,000	570,000	570,000	670,000	670,000	670,000
6026	41300	101	491460	Self Insured Retention Fund	LEGAL - SIRF	Transfer From Parking Fund	1,000,000	1,000,000	300,000	300,000	300,000	300,000	300,000
SUB-TOTAL REVENUE							2,750,000	5,000,000	1,370,000	1,370,000	1,970,000	1,970,000	1,970,000
6026	41071	101	510501	Self Insured Retention Fund	LEGAL - SIRF	Regular Salaries	(62,533)	(62,444)	(67,950)	(67,950)	(67,950)	(67,247)	(69,264)
6026	41071	101	510503	Self Insured Retention Fund	LEGAL - SIRF	Overtime	(457)	(187)	-	-	-	-	-
6026	41071	101	520520	Self Insured Retention Fund	LEGAL - SIRF	Life Insurance Expense	(98)	(87)	(93)	(93)	(93)	(93)	(96)
6026	41071	101	520521	Self Insured Retention Fund	LEGAL - SIRF	Health Insurance Expense	(22,521)	(19,504)	(19,145)	(19,145)	(19,145)	(21,495)	(22,140)
6026	41071	101	520522	Self Insured Retention Fund	LEGAL - SIRF	Social Security Expense	(3,467)	(3,593)	(4,213)	(4,213)	(4,213)	(4,169)	(4,294)
6026	41071	101	520523	Self Insured Retention Fund	LEGAL - SIRF	Medicare Expense	(811)	(840)	(985)	(985)	(985)	(975)	(1,004)
6026	41071	101	520527	Self Insured Retention Fund	LEGAL - SIRF	IMRF Contributions	(6,220)	(4,056)	(5,986)	(5,986)	(5,986)	(5,608)	(5,776)
6026	41071	151	520678	Self Insured Retention Fund	LEGAL - SIRF	Workers Comp Claims	(1,002,717)	125,573	(670,000)	(670,000)	(450,000)	(400,000)	(412,000)
6026	41071	151	520679	Self Insured Retention Fund	LEGAL - SIRF	Workers Comp-TTD	(320,471)	(230,915)	(220,000)	(220,000)	(220,000)	(220,000)	(226,600)
6026	41071	151	520680	Self Insured Retention Fund	LEGAL - SIRF	Workers Comp-Other	(157,640)	(272,090)	(110,000)	(610,000)	(360,000)	(360,000)	(370,800)
6026	41071	101	530667	Self Insured Retention Fund	LEGAL - SIRF	External Support	(11,644)	(16,864)	(45,000)	(45,000)	(45,000)	(45,000)	(46,350)
6026	41071	101	530679	Self Insured Retention Fund	LEGAL - SIRF	Legal Fees Workers Comp	(58,184)	(36,529)	(55,000)	(55,000)	(55,000)	(55,000)	(56,650)
6026	41071	101	530680	Self Insured Retention Fund	LEGAL - SIRF	Legal Fees Liability Claims	(159,305)	(199,107)	(150,000)	(150,000)	(150,000)	(150,000)	(154,500)
6026	41071	101	550603	Self Insured Retention Fund	LEGAL - SIRF	Postage	-	-	(300)	(300)	(300)	(300)	(309)
6026	41071	101	550681	Self Insured Retention Fund	LEGAL - SIRF	Insurance Premiums	(322,865)	(316,955)	(363,000)	(363,000)	(363,000)	(435,000)	(448,050)
6026	41071	101	580679	Self Insured Retention Fund	LEGAL - SIRF	Liability Claims	(1,368,216)	617,770	(350,000)	(350,000)	(125,000)	(350,000)	(360,500)
SUB-TOTAL EXPENDITURES							(3,497,147)	(419,828)	(2,061,672)	(2,561,672)	(1,866,672)	(2,114,887)	(2,178,334)
NET SURPLUS/(DEFICIT)							(747,147)	4,580,172	(691,672)	(1,191,672)	103,328	(144,887)	(208,334)
Beginning Audited Fund Balance 1/1/20												88,531	
2020 Projected Surplus (Deficit)												103,328	
Ending Projected Fund Balance 12/31/20												191,859	
Estimated Fund Balance 1/1/21												191,859	
2021 Budgeted Surplus (Deficit)												(144,887)	
Ending Estimated Fund Balance 12/31/21												46,972	
Estimated Fund Balance 1/1/22													46,972
2022 Budgeted Surplus (Deficit)													(208,334)
Ending Estimated Fund Balance 12/31/22													(161,362)

Fiduciary Funds

Pursuant to State of Illinois Compiled Statutes (ILCS), the Village maintains an independent pension board for both the Police and Firefighters' Pensions. The function of these boards is to serve in a fiduciary manner and diligently invest pension assets according to the limitations provided within their respective pension code sections of the ILCS.

On an annual basis, the Village levies a fixed amount which is adopted with its General Fund levy in December of each year. Each pension fund then collects the distributions from its levy and may use the proceeds to either invest and/or pay pensioner benefits. Investments and expenses in the pension funds are not managed by Village staff but are rather handled by the elected or appointed members on each pension board. As such, the Village has limited control over the expenses and investment results in these funds.

The Village does at a minimum adopt the recommended levy based on an annual valuation performed by a qualified, credential, and independent actuary hired by the Village. The Village Board may levy an amount which equals the recommended actuarial amount or increase it at its discretion to reduce unfunded pension liabilities. At a pension board's discretion, it may too hire its own actuary to provide an actuarial valuation and recommend the annual Village levy amount as the employer contribution into the pension fund.

VILLAGE OF OAK PARK
 FISCAL YEAR 2021 BUDGET
 FIRE PENSION FUND

<u>Fund</u>	<u>Dept</u>	<u>Program</u>	<u>Account</u>	<u>Description</u>	<u>Department</u>	<u>Description</u>	<u>2018</u> <u>Actual</u>	<u>2019</u> <u>Actual</u>	<u>Original</u> <u>2020</u> <u>Budget</u>	<u>Amended</u> <u>2020</u> <u>Budget</u>	<u>Year</u> <u>End</u> <u>Estimate</u>	<u>2021</u> <u>Adopted</u> <u>Budget</u>	<u>2022</u> <u>Forecasted</u> <u>Budget</u>
7023	33000	101	411401	Fire Pension Fund	Fire	Property Tax Levy	5,545,605	5,411,662	5,411,661	5,438,948	5,438,948	6,138,212	6,322,358
7023	33000	101	440481	Fire Pension Fund	Fire	Pension Payroll Deductions	647,926	630,348	630,348	590,000	590,000	600,000	618,000
7023	33000	101	461490	Fire Pension Fund	Fire	Interest Revenue	1,317,085	1,163,184	1,163,184	1,500,000	1,500,000	1,500,000	1,545,000
7023	33000	101	461491	Fire Pension Fund	Fire	Net Change in FV of Invest	(3,821,524)	7,621,192	7,621,192	-	-	-	-
SUB-TOTAL REVENUE							3,689,092	14,826,386	14,826,385	7,528,948	7,528,948	8,238,212	8,485,358
7023	33000	101	510501	Fire Pension Fund	Fire	Regular Salaries	(6,618,461)	(6,754,227)	(6,754,227)	(7,215,000)	(7,215,000)	(7,431,450)	(7,654,394)
7023	33000	101	530660	Fire Pension Fund	Fire	General Contractuals	(92,547)	(60,119)	(60,185)	(80,000)	(80,000)	(80,000)	(82,400)
7023	33000	101	530671	Fire Pension Fund	Fire	Investment Management Fees	(104,846)	(108,349)	(108,349)	(90,000)	(90,000)	(95,000)	(97,850)
7023	33000	101	550603	Fire Pension Fund	Fire	Postage	(2,732)	(66)	-	-	-	-	-
SUB-TOTAL EXPENDITURES							(6,818,587)	(6,922,761)	(6,922,761)	(7,385,000)	(7,385,000)	(7,606,450)	(7,834,644)
NET SURPLUS/(DEFICIT)							(3,129,494)	7,903,625	7,903,624	143,948	143,948	631,762	650,715

Beginning Audited Fund Balance 1/1/20
 2020 Projected Surplus (Deficit)
 Ending Projected Fund Balance 12/31/20

55,643,427
 143,948
 55,787,375

Estimated Fund Balance 1/1/21
 2021 Budgeted Surplus (Deficit)
 Ending Estimated Fund Balance 12/31/21

55,787,375
 631,762
 56,419,137

Estimated Fund Balance 1/1/22
 2022 Budgeted Surplus (Deficit)
 Ending Estimated Fund Balance 12/31/22

56,419,137
 650,715
 57,069,852

VILLAGE OF OAK PARK
FISCAL YEAR 2021 BUDGET
POLICE PENSION FUND

<u>Fund</u>	<u>Dept</u>	<u>Program</u>	<u>Account</u>	<u>Description</u>	<u>Department</u>	<u>Description</u>	<u>2018</u> <u>Actual</u>	<u>2019</u> <u>Actual</u>	<u>Original</u> <u>2020</u> <u>Budget</u>	<u>Amended</u> <u>2020</u> <u>Budget</u>	<u>Year</u> <u>End</u> <u>Estimate</u>	<u>2021</u> <u>Adopted</u> <u>Budget</u>	<u>2022</u> <u>Forecasted</u> <u>Budget</u>
7022	34000	101	411401	Police Pension Fund	Police	Property Tax Levy	5,724,005	6,508,618	6,338,241	6,338,241	6,338,241	6,973,534	7,182,740
7022	34000	101	440481	Police Pension Fund	Police	Pension Payroll Deductions	1,173,251	1,130,598	1,100,000	1,100,000	1,100,000	1,100,000	1,133,000
7022	34000	101	461490	Police Pension Fund	Police	Interest Revenue	2,902,786	2,839,801	2,500,000	2,500,000	2,500,000	2,500,000	2,575,000
7022	34000	101	461491	Police Pension Fund	Police	Net Change in FV of Invest	(9,859,977)	14,211,213	-	-	-	-	-
SUB-TOTAL REVENUE							(59,936)	24,690,230	9,938,241	9,938,241	9,938,241	10,573,534	10,890,740
7022	34000	101	510501	Police Pension Fund	Police	Regular Salaries	(8,009,047)	(8,861,895)	(8,275,000)	(8,275,000)	(8,275,000)	(8,523,250)	(8,778,948)
7022	34000	101	530660	Police Pension Fund	Police	General Contractuals	(72,207)	(61,115)	(85,000)	(85,000)	(85,000)	(85,000)	(87,550)
7022	34000	101	530671	Police Pension Fund	Police	Investment Management Fees	(257,297)	(210,958)	(300,000)	(300,000)	(300,000)	(310,000)	(319,300)
7022	34000	101	550603	Police Pension Fund	Police	Postage	(2,549)	(795)	-	-	-	-	-
SUB-TOTAL EXPENDITURES							(8,341,100)	(9,134,763)	(8,660,000)	(8,660,000)	(8,660,000)	(8,918,250)	(9,185,798)
NET SURPLUS/(DEFICIT)							(8,401,036)	15,555,467	1,278,241	1,278,241	1,278,241	1,655,284	1,704,943

Beginning Audited Fund Balance 1/1/20
2020 Projected Surplus (Deficit)
Ending Projected Fund Balance 12/31/20

106,039,657
1,278,241
107,317,898

Estimated Fund Balance 1/1/21
2021 Budgeted Surplus (Deficit)
Ending Estimated Fund Balance 12/31/21

107,317,898
1,655,284
108,973,182

Estimated Fund Balance 1/1/22
2022 Budgeted Surplus (Deficit)
Ending Estimated Fund Balance 12/31/22

108,973,182
1,704,943
110,678,125

GLOSSARY OF TERMS

Accrual Basis: A basis of accounting in which transactions are recognized at the time they are incurred not necessarily at the time they are received. For example, a parking ticket issued (once in final determination) in December, it becomes a receivable to the Village under the accrual basis of accounting. This is different than the cash basis where all activity is recorded only when money changes hands.

Adopted Budget: The revenue and expenditure plan for the Village for the fiscal year, as reviewed and approved by the Village Board.

Appropriation: An authorization by the Village Board to expend monies and incur obligations for a specific purpose. The adopted budget is the Village's appropriation of fiscal resources for the specific fiscal year.

Assets: Property and equipment owned by the Village which has monetary value.

Audit: A review of the Village's accounts by an independent accounting firm to verify that the Village's financial statements accurately reflect the Village's financial position. In Oak Park's case, the Village also includes additional information that results in the document to be classified a Comprehensive Annual Financial Report.

Bond: A written promise to pay a specified sum of money, called the face value of principal amount, at a specified date or dates in the future, called the maturity date(s), together with periodic interest at a specified rate.

Budget: A financial plan consisting of an estimate of proposed expenditures and their purposes for a given period, and the proposed means of financing.

Budget Amendment: An adjustment made to the budget during the fiscal year, by the Village Board, to properly account for unanticipated changes in revenues and/or expenditures and for program initiatives occurring during the fiscal year.

Capital Improvement: A permanent major addition to the Village's real property assets, including the design, construction or purchase of land, buildings or facilities, or major renovations of same. These include installation of re-paved streets, storm drains, water and sewer lines, and other public facilities.

Capital Improvement Budget: A financial plan of proposed capital improvement projects and the means of financing them for a given period of time.

Capital Outlay: Expenditures relating to the purchase of equipment, facility modifications, land and other fixed assets.

Contingency: Funds set aside for unanticipated expenditure requirements, new programs, or to absorb unexpected revenue losses.

Debt Service: Payment of interest and principal on an obligation resulting from the issuance of bonds, notes or certificates of indebtedness. There are different types of debt instruments issued by the Village with the most common being General Obligation (GO) debt.

Also included is cash, assets, investments and accounts receivable against outstanding liabilities, such as accounts payable and outstanding contracts.

Deficit: (1) the excess of an entity's liabilities over its assets; (2) the excess of expenditures over revenues during a single accounting period (e.g., a fiscal year).

Department: A major unit of organization in the Village, comprised of sub-units named divisions. i.e. Police; Fire; Public Works

Division - A group of related tasks to provide a specific benefit to either the general public or the Village organization. A division is a sub-organizational unit of the department.

Encumbrance: Obligations in the form of purchase orders or contracts, which are to be met from an appropriation and for which a part of the appropriation is reserved so that a line-item is not overspent.

Enterprise Fund: A fund established to account for the total costs of those governmental facilities and services which are operated in a manner similar to private businesses. These programs are predominately self-supporting from user fees. i.e. Water; Sewer; Parking.

Equalized Assessed Valuation: The taxable value placed upon a property in the Village by the Cook County Assessor. The cumulative total of value is a basis for the calculation of the tax levy.

Expenditure: Amounts paid for all purposes, including expense provisions for retirement of debt and capital outlay.

Financial Plan: A major section of the budget which contains the statement of estimated expenditures, revenues and balances for each major fund.

Fiscal Year: A 12-month period of time to which the annual budget applies. For the Village of Oak Park, the fiscal year begins on January 1st and ends on December 31st.

Fixed Asset: A fixed asset is tangible in nature and has a useful life of more than one year. A fixed asset will be capitalized if it meets the previous criteria and has a value of \$10,000 or greater.

Fringe Benefits: Various non-wage compensations provided to [employees](#) in addition to their normal [wages](#) or [salaries](#) or paid on their behalf. For example, the employer paid portion of health insurance premiums, federal wage taxes, etc.

Full-Time Equivalent (FTE): A part-time position converted to the decimal equivalent of a full-time position, usually based on either 1,950 or 2,080 hours per year. A full-time position that is funded for the year is equal to 1.0 FTE.

Fund: A fiscal entity with revenues and expenditures which are segregated for the purpose of carrying out a specific purpose or activity.

Fund Balance: The fund equity of governmental funds and trust funds at a particular point of time, usually the end of a fiscal year. The Fund Balance is usually presented on a net accrual basis.

Generally Accepted Accounting Principles (GAAP): Uniform minimum standards for financial accounting and recording, encompassing the conventions, rules, and procedures that define accepted accounting principles.

General Fund: The Village's principal operating fund which is supported by taxes and fees which can be used for any legal government purpose. It accounts for resources devoted to financing the general services which the Village provides its citizens. In Oak Park, the General Fund funds a majority of Public Safety, Administration, Economic Development, Health and Public Works functions other than enterprise activities.

General Fund Full-Time Equivalents (FTE's): The positions that are 100% funded by the Village's General Fund

General Obligation (GO) Debt: Debt issued by the Village backed by the full-faith and credit of the government.

Grants: Contributions or gifts of cash or other assets from another governmental entity or organization to be used or expended for a specific purpose or activity. As policy, the Village tracks grants in individual funds for transparent reporting.

Infrastructure: The basic physical framework or foundation of the Village, referring to its buildings, roads, sidewalks, water system and sewer system.

Inter-fund Transfer: The transfer of asset revenue from one fund to another to either pay for that fund's proportionate share of expenses incurred or for some other corporate purpose.

Internal Service Fund: A fund used to account for the financing of goods and services provided by one department or fund to other departments or funds within the Village.

Modified Accrual Basis of Accounting: For all governmental funds and agency funds under which revenues are recorded when they become measurable and available. Expenditures are recorded when the liability is incurred, except for interest on general long-term obligations, which are recorded when due.

Non-Operating Budget: Costs that do not relate to any one department but represent costs of a general Village-wide nature, such as debt service and appropriated reserve.

Ordinance: A law set forth by a governmental authority; a municipal law established by the Village Board.

Operating Budget: Annual appropriation of funds for ongoing program costs, including personal services, fringe benefits, materials and supplies, capital outlay, and debt service.

Personal Services: Salary and wages of Village employees inclusive of overtime.

Performance Management: The M.A.P. program, as it is known in Oak Park, stands for Measure, Analyze, Perform and includes activities which ensure that organizational goals are consistently being met in an effective and efficient manner. Performance management can focus on the performance of an organization, a department, employee, or even the processes to build a product or service, as well as many other areas.

It is also known as a process by which organizations align their resources, systems and employees to strategic objectives and priorities.

Program Budget: Budget that presents all related expenditures associated with the completion of a particular function or process. i.e. Oak Park's budget reflects the expenditures (personnel, fringe benefits and associated costs for materials and supplies) in providing Police services for patrol and resident beat officers separately.

Property Tax: Revenue received by the Village that is collected by Cook County based on an established rate and then calculated against the equalized assessed valuation of property.

Recommended Budget: The Village Manager presents a recommended budget to the Board and Finance Committee each year. Once the Board has had opportunity to review and edit as it sees fit, the document evolves into the Adopted Budget.

Revenues: Sources of the Village's monetary resources, such as income from taxes, licenses, permits, fines and fees.

Resources: Total amounts available for appropriation during the fiscal year, including revenues, fund transfers and beginning fund balances.

Revenue Bonds: Bonds issued to construct capital facilities, repaid from revenue produced by the operation of those facilities. i.e. water rates assist in the payment of the debt service for the water revenue bonds the Village has issued in the past.

Special Service Area: A specially established district contained within the Village that is levied an additional special tax for the financing of improvements or services that benefit only the properties in that area. i.e. Special Service Area 6 funded additional streetscape improvements in the Oak Park/Eisenhower business district. Those property owners pay an additional tax for reimbursement to the Village for those improvements.

Tax Increment Finance (TIF) District: A Tax Increment Finance (TIF) District is a legally defined area that allows for the capture of property tax receipts above a base amount, usually the amount collected just before the district is created. This incremental property tax collected is then earmarked for economic development projects within the district.

Total Department Full Time Equivalent (FTE's): While many Village departments are solely funded with General Fund resources, a number of departments have staff members that are funded with non-General Fund resources. This summary identifies total number of department FTE's, by their supporting fund.

Turnover: Position turnover is an expenditure discount that reflects the difference between the Village's budgeted personnel costs and its anticipated cost savings from personnel events that occur throughout

the year. Personnel events that contribute to position turnover discount include resignations, retirements, terminations, etc. While the Village budgets for all costs related to salaries, benefits and anticipated merit increases, the Village historically experiences budgetary savings in these areas.

Unreserved Fund Balance: Unreserved fund balance represents the equation of assets less liabilities and any other commitments on a given date. It also represents the accumulation of revenues in excess of expenditures over time.

**Village of Oak Park
FY 2021 - List of Funds**

Fund Number	Fund Description	Fund Type
1001	General Fund	General Fund
1050	Travel, Training & Wellness	Special Revenue Fund
2012	Housing Fund	Special Revenue Fund
2014	Foreign Fire Insurance	Special Revenue Fund
2020	Community Development Loan	Special Revenue Fund
2021	State RICO	Special Revenue Fund
2024	Federal RICO	Special Revenue Fund
2027	Farmers Market	Special Revenue Fund
2038	Motor Fuel Tax	Special Revenue Fund
2072	Madison Street TIF	Special Revenue Fund
2079	Cook County Lead Hazard Grant	Special Revenue Fund
2080	Emergency Solutions Grant	Special Revenue Fund
2081	SSA#1	Special Revenue Fund
2082	Homeless Prevention Grant	Special Revenue Fund
2083	Community Dev Block Grant	Special Revenue Fund
2084	Home Fund	Special Revenue Fund
2085	Comm Dev Block Grant Recovery	Special Revenue Fund
2088	Section 108 Loan Fund	Special Revenue Fund
2090	SSA#7	Special Revenue Fund
2092	SSA#8	Special Revenue Fund
2098	Downtown TIF	Special Revenue Fund
2101	Dental Sealants 2015-16	Special Revenue Fund
2102	Dental Sealants 2016-17	Special Revenue Fund
2103	Dental Sealants 2014-15	Special Revenue Fund
2104	Medicare Claim - B	Special Revenue Fund
2105	CCDPH Mosq Prevent 2014	Special Revenue Fund
2106	Cook Cty West Nile 2105	Special Revenue Fund
2107	Cook Cty West Nile Virus 2016	Special Revenue Fund
2108	Cook County- West Nile Virus Grant	Special Revenue Fund
2109	Cook Cty West Nile Virus 2013	Special Revenue Fund
2110	Cities Readiness Init 2013-14	Special Revenue Fund
2111	Cities Readiness Init 2014-15	Special Revenue Fund
2112	Cities Readiness 2015-16	Special Revenue Fund
2113	Cities Readiness Init 2016-17	Special Revenue Fund
2114	IDPH- Cities Readiness Initiative	Special Revenue Fund
2115	CDBG Double Coupon 14-15	Special Revenue Fund
2116	FM Healthy Incentive 2016	Special Revenue Fund
2117	CDBG- Farmers Market Incentives	Special Revenue Fund
2118	Shawnash- Double Coupon	Special Revenue Fund
2119	Exp Station Link Up IL FY 2018	Special Revenue Fund
2120	FM Double Coupon - 2011	Special Revenue Fund

**Village of Oak Park
FY 2021 - List of Funds**

Fund Number	Fund Description	Fund Type
2122	Tanning Facilities - 2014-15	Special Revenue Fund
2124	IDPH- Body Art	Special Revenue Fund
2125	Tattoo Facility Inspec 14-15	Special Revenue Fund
2127	FM Double Coupon - 2012	Special Revenue Fund
2128	Risk Based Fund Init 2012-13	Special Revenue Fund
2129	FM Double Coupon 2013	Special Revenue Fund
2130	Family Case Mgmt 2013-14	Special Revenue Fund
2131	IDHS- Family Case Mgmt. FY 2018	Special Revenue Fund
2132	IDHS- Family Case Mgmt.	Special Revenue Fund
2133	Family Case Mgmt 2016-17	Special Revenue Fund
2134	IDHS- High Risk Infant Follow-Up	Special Revenue Fund
2135	Syphilis Grant	Special Revenue Fund
2136	PHIMC HIV 2014	Special Revenue Fund
2137	PHIMC - Region 8 HIV Prevention	Special Revenue Fund
2140	Heart Smart for Women Grant	Special Revenue Fund
2150	IDPH Tan Facil Inspec 2013-14	Special Revenue Fund
2153	Lead Settlements	Special Revenue Fund
2155	IDPH W Nile Mosq Vect 2014-15	Special Revenue Fund
2156	W Nile Virus Prevent 2015-16	Special Revenue Fund
2157	IDPH W Nile Prevent 16-17	Special Revenue Fund
2158	IDPH- Vector Surveillance & Control	Special Revenue Fund
2161	Lead Poisoning	Special Revenue Fund
2162	Lead Poisoning 2016-17	Special Revenue Fund
2163	IDPH-Lead Case Management	Special Revenue Fund
2164	Tanning Facilities 2012-13	Special Revenue Fund
2165	Lead Poisoning Case Managemt	Special Revenue Fund
2170	IDPH Local Hlth Protect 13-14	Special Revenue Fund
2171	Local Health Protect 2014-15	Special Revenue Fund
2172	Local Health Protect 2015-16	Special Revenue Fund
2173	Local Health Protect 2016-17	Special Revenue Fund
2174	IDPH- Local Health Protection	Special Revenue Fund
2175	IDPH - Medical Reserve Corps	Special Revenue Fund
2180	Pub Hlth Emerg Prep 2013-14	Special Revenue Fund
2181	Public Health Emrg 2014-15	Special Revenue Fund
2182	Pub Hlth Emrg Prep 2015-16	Special Revenue Fund
2183	Public Health Emerg 2016-17	Special Revenue Fund
2184	IDPH - Public Health Emergency Preparedness	Special Revenue Fund
2185	Teen Preg Prevent 2013-14	Special Revenue Fund
2186	Teen Preg Prevent 2014-15	Special Revenue Fund
2187	Teen Preg Prevent 2015-16	Special Revenue Fund
2188	Teen Preg Prevent 2016-17	Special Revenue Fund

**Village of Oak Park
FY 2021 - List of Funds**

Fund Number	Fund Description	Fund Type
2189	Teen Preg Prevent 2012-13	Special Revenue Fund
2190	IL Tobacco Free 2013-14	Special Revenue Fund
2191	IL Tobacco Free 2014-15	Special Revenue Fund
2192	IL Tobacco Free 2015-16	Special Revenue Fund
2193	IDPH Tobacco Free 2016-17	Special Revenue Fund
2194	IDPH - Illinois Tobacco-Free Communities	Special Revenue Fund
2195	Vision and Hearing Grant	Special Revenue Fund
2196	Medicaid Part-B	Special Revenue Fund
2197	PH Prep against Ebola 15-16	Special Revenue Fund
2198	IDPH - Body Art FY 18	Special Revenue Fund
2200	Bullet Proof Vest Grant	Special Revenue Fund
2220	Tobacco Enforcement Program	Special Revenue Fund
2240	DUI Enforcement Cook Cty	Special Revenue Fund
2310	Sustainability Fund	Special Revenue Fund
3012	Building Improvement Fund	Capital Projects Fund
3029	Equipment Replacement Fund	Capital Projects Fund
3032	Fleet Replacement Fund	Capital Projects Fund
3095	General Improvement Fund	Capital Projects Fund
4025	Debt Service Fund	Internal Service Fund
5040	Water/Sewer Fund	Enterprise Fund
5055	Environmental Services Fund	Enterprise Fund
5056	Keep Oak Park Beautiful	Special Revenue Fund
5057	Earth Fest	Special Revenue Fund
5060	Parking Fund	Enterprise Fund
6026	Self Insured Retention Fund	Internal Service Fund
6028	Health Insurance Fund	Internal Service Fund
7022	Police Pension Fund	Agency Fund
7023	Firefighters' Pension Fund	Agency Fund

**Village of Oak Park
FY 2021 - List of Departments**

Department Number	Department Description	Function / Program
41010.101	BOARD OF TRUST: BASEPRG	
41020.101	VMO: BASEPRG	
41030.101	ADJUDICATION: BASEPRG	
41040.101	IT: BASEPRG	
41070.101	LEGAL - LAW: BASEPRG	
41071.101	LEGAL - RISK MGMT: BASEPRG	
41080.101	HR: BASEPRG	
41080.133	HR: BENADMIN	Benefits Administration
41080.134	HR: EMPLOYMENT	
41100.101	VCO: BASEPRG	
41110.101	COMM: BASEPRG	
41110.111	COMM:	ADVERTISING
41300.101	FINANCE: BASEPRG	
41300.127	FINANCE: SPECEVNT	
41300.171	FINANCE: ACCTSERV	
42400.101	POL: BASEPRG	
42400.127	POL: SPECEVNT	
42400.412	POL: FIELDSVCS	
42400.413	POL: D200	
42400.421	POL: SUPPORTSRV	
42460.408	POL - FIELD SRV: PEO	
42500.101	FIRE - ADMIN: BASEPRG	
42510.101	FIRE - OPER: BASEPRG	
42520.101	FIRE - EMS: BASEPRG	
42530.101	FIRE - PREV & INVEST: BASEPRG	
42540.101	FIRE - TRAIN & PUB ED: BASEPRG	
43700.101	DPW - ENG: BASEPRG	
43700.721	DPW - ENG: CIP	
43700.722	DPW - ENG: RECORDS	
43700.723	DPW - ENG: TRAFFICENG	
43700.777	DPW - ENG: WaterDist	
43710.101	DPW - ADMIN: BASEPRG	
43710.710	DPW - ADMIN: SafetyPro	
43720.101	DPW - ST LIGHT: BASEPRG	
43720.751	DPW - ST LIGHT: LIGHTS	
43720.752	DPW - ST LIGHT: SIGNALS	
43720.753	DPW - ST LIGHT: LOCATES	Julie Locates Sevices
43740.101	DPW - ST SRV: BASEPRG	
43740.127	DPW - ST SRV: SPECEVNT	
43740.761	DPW - ST SRV: PAVMANG	
43740.764	DPW - ST SRV: LEAF	

**Village of Oak Park
FY 2021 - List of Departments**

Department Number	Department Description	Function / Program
43740.765	DPW - ST SRV: SNOW	
43740.766	DPW - ST SRV: PARKINGLTS	Parking Lots Maint Program
43770.122	PARK SRV: VEHLISC	
43780.101	DPW - CAP PROJ: BASEPRG	
43790.101	DPW - BD MAINT: BASEPRG	
43790.711	DPW - BD MAINT: VHALL	
43790.712	DPW - BD MAINT: DOLE	
43790.713	DPW - BD MAINT: PUBWORK	
43790.714	DPW - BD MAINT: FIREDEPT	
43790.717	DPW - BD MAINT: INTERMODAL	
43800.101	DPW - FOREST: BASEPRG	
43800.741	DPW - FOREST: TREECARE	
43800.742	DPW - FOREST: LANDSCAPE	
43900.101	DPW - FLEET OPER: BASEPRG	
43900.731	DPW - FLEET OPER: FIREVMAN	
43900.732	DPW - FLEET OPER: POLVEHMAIN	
43900.733	DPW - FLEET OPER: PUBWRKVEH	
43900.734	DPW - FLEET OPER: OTHVENMAIN	
44550.101	HEALTH - SRV: BASEPRG	
44550.612	HEALTH - SRV: ENVIRN	
44550.613	HEALTH - SRV: COMHEALTH	
44550.615	HEALTH - SRV: ANIMALCONT	
44550.655	HEALTH - SRV: BEEKEEP	Beekeeping
46202.101	DCS - PLAN DIV: BASEPRG	
46205.101	DCS - BUS SRV: BASEPRG	
46205.233	DCS - BUS SRV: OPAAC	
46206.101	DCS - NEIG SRV: BASEPRG	
46206.230	DCS - NEIG SRV: OPHousing	
46206.240	DCS - NEIG SRV: OPHOUSING	
46206.280	DCS - NEIG SRV: OPRC	
46206.300	DCS - NEIG SRV: MultiFamIl	
46206.357	DCS - NEIG SRV: Single 08	Single Housing Rehab Loan 08
46206.601	DCS - NEIG SRV: PROSTAN	
46250.101	DCS - PMT PROC: BASEPRG	
46250.602	DCS - PMT PROC: BLDINSP	
46260.101	DCS ADMIN: BASEPRG	
46260.231	DCS ADMIN: VISITOP	
46260.232	DCS ADMIN: OPEDC	
46300.101	COMM REL: BASEPRG	
46300.127	COMM REL: SPECEVNT	
41300.148	FINANCE: 2012ABOND	

**Village of Oak Park
FY 2021 - List of Departments**

Department Number	Department Description	Function / Program
41300.157	FINANCE: 2010 C	
41300.159	FINANCE: 2011B	
41999.776	GENERAL: WaterSup	
43730.101	DPW - WAT: BASEPRG	
43730.776	DPW - WAT: WaterSup	
43730.777	DPW - WAT: WaterDist	
43730.778	DPW - WAT: WaterSer	
43750.101	DPW - SEW: BASEPRG	
43750.781	DPW - SEW: SewerCol	
43760.101	DPW - ENVIR SRV: BASEPRG	
43760.764	DPW - ENVIR SRV: LEAF	
43760.796	DPW - ENVIR SRV: KEEPVOP	
43760.797	DPW - ENVIR SRV: SolWasEnf	
41300.140	FINANCE: 2016E	
41300.793	FINANCE: PARKINGPER	Parking Permit Office
43770.101	PARK SRV: BASEPRG	
43770.127	PARK SRV: SPECEVNT	
43770.783	PARK SRV: OPRFGARG	
43770.784	PARK SRV: AVENEGAR	
43770.785	PARK SRV: LAKEST	
43770.786	PARK SRV: StreetPrk	
43770.787	PARK SRV: LOTS	Lots_Off Street Parking
43770.788	PARK SRV: HolleyCt	
43770.793	PARK SRV: PARKINGPER	

Village of Oak Park
General Fund Revenue Accounts

**Note: Not all revenue accounts are active for FY 21*

440476	100% Sales Inspection Revenue
442460	Alarm Fees
440458	Ambulance Charges
422429	Animal Licenses
440496	Arrest Warrant Reimburse Reven
422431	Beekeeping
422425	Building Permits
422436	Building Permits Penalties
422437	Building Plan Reviews
421426	Business Licenses
441431	Cable TV Franchise Fee
441447	Cashier Difference
440490	Charges for Repairs Parts
421429	Chauffeur License Revenue
445456	Condo Inspection Fees
440475	Construction Inspection Fee
441451	Copy Fees
451110	Court Fines
440495	Crossing Guard Reimbursement
440480	CTA Reimbursement
434463	Drug Enforcement Agency Reimb
451111	DUI COURT FINES
416482	E911 Surcharge
416406	Electric Utility Tax
441455	Elevator Inspection Fees
445459	Environmental Services - VOP
414410	Exempt Real Estate Transaction
441472	False Alarm Revenue
440482	Fire CPR Classes Fees
411404	Fire Pension Levy
431420	Flue Shot Medicare Reimb.
445451	Food Service Mgmt Course Fees
462476	Gain/Loss on Sale of Property
431425	Grant or Loan Application Fees
431400	Grant Revenue
414412	Hotel Motel Tax
441481	IMET RECOVERY
461490	Interest Revenue
421427	Liquor Licenses
414413	Liquor Tax
461450	Loan Interest
441463	MFT Tax Refund
441462	Miscellaneous Revenue
421428	Multi Family Dwelling License
416407	Natural Gas Tax

Village of Oak Park
General Fund Revenue Accounts

**Note: Not all revenue accounts are active for FY 21*

414425	Natural Gas Use Tax
451446	Non-Compliance Fines
440493	OPRFHS Event Reimbursement
451441	Parking Fines
435410	Personal Prop Replacement Tax
440497	Police Evidence Revenue
411403	Police Pension Levy
441470	Police Reports
445452	Pound Other Fees
411401	Property Tax Levy
434462	RCFL OT Reimbursement
414409	Real Estate Transfer Tax
441475	Recovered Damages
440492	Reimbursement of Expenses
462477	Rental of Property
421424	Residential Rental License
413405	Retailers' Occupation Tax Rev
440488	Sale of Liquid Gas
440494	School Resource Police Officer
441464	Scrap Revenue
441467	Special Events Application Fee
441465	Special Events Revenue
434451	State Aid Route Maintenance
435407	State Income Tax Revenue
441456	Street Opening Fees
422428	Street Permits
441471	Subpoena Fees
416408	Telecommunication Tax Rev
411414	Tif Surplus Distribution
413408	Traffic Signal Maintenance Rev
491438	Trans Fr Motor Fuel Tax Fund
491495	Transfer From CIP Fund
491499	Transfer From Other Funds
491440	Transfer From Water Fund
440483	Tree Removal Revenue
413404	Use Tax Revenue
441459	Vacant Bldg Inspection Revenue
441458	Vacant Bldg Registration Reven
418408	Vehicle Tax
422426	Zoning Variance Application

Village of Oak Park
General Fund Expenditure Accounts

**Note: Not all expenditure accounts are active for FY 21*

530668	ADP Payroll Services
560639	Advertising
570132	Animal Control Facility
530670	Audit Service Fees
530642	Background Check
580700	Bad Debt Expense
530675	Bank Charges
560642	Basketball Camp Expenses
530662	Boards Commissions Support
550606	Books & Subscriptions
560627	Building Materials
560623	Cleaning Supplies
530666	Closing Fees
560625	Clothing
530654	Collection Agency Expense
510515	Comp Time
510509	Comp Time Payout
570720	Computer Equipment
540698	Computer Supplies
530650	Conferences Training
530655	Consultant Fees
560690	Contingency
550694	Contractual Disposal Costs
550697	Contractual Towing & Plowing
510514	Court Time
510508	CTA Patrol Pay
520526	Dental Insurance Expense
540692	Electricity
540660	Emergency Services (bps)
560652	Employee Physicals
560651	Employees Awards Recognition
510506	Equip Allow (Auto,Phone,Tools)
570710	Equipment
560670	Equipment Rental
530667	External Support
510516	FD 7G Pay
520525	Fire Pension Contributions
550604	Freight & Shipping Expense
560636	Fuel
530660	General Contractuals
520999	Grant Admin. - Benefits
510999	Grant Admin. - Salaries

Village of Oak Park
General Fund Expenditure Accounts

**Note: Not all expenditure accounts are active for FY 21*

540699	Hardware Maintenance
520521	Health Insurance Expense
520515	Health Insurance Opt Out
510521	Holiday Pay
585612	Housing Rehab Property Grants
520527	IMRF Contributions
530651	Incentives
560628	Lab Supplies
550632	Laundry Service
540659	Lease Payments
530657	Legal Fees
550652	Legal Postings and Doc. Fees
520520	Life Insurance Expense
581808	Loan Interest Expense
581807	Loan Principal
582100	Loss on Investments
560644	Lubricants
530678	Medical Fees
520523	Medicare Expense
591256	Meeting Expenses
550602	Membership Dues
510502	Merit Incentives
550656	Miscellaneous Expense
540693	Natural Gas
570725	Office Equipment
550671	Office Machine Service
560620	Office Supplies
585652	Operating Subsidies
550689	Operational Mainten Support
560631	Operational Supplies
510503	Overtime
560617	Paper Supply
510522	Payroll Exp Turnover Savings
570662	Police Equipment
520524	Police Pension Contributions
550603	Postage
530646	Pre-Employment Testing
550601	Printing
540674	Property Repair
550666	Public Information Promotions
560730	Reference Material
510501	Regular Salaries

Village of Oak Park
General Fund Expenditure Accounts

**Note: Not all expenditure accounts are active for FY 21*

560655	Reimbursements
585616	Relocation Expenses
550673	Repairs
585651	Retail Rehab Grant Programs
560633	Roadway Maintenance
530649	Sales Tax Rebate
510518	Seasonal Employees
510510	Sick Time Payout
560634	Sign Replacement
520532	SLEP Contributions
560630	Small Tools
520522	Social Security Expense
570711	Software
550663	Software License Updates
560638	Special Events
540690	Telecommunication Charges
550672	Telephone Maintenance
530658	Temporary Services
560616	Toner Cartridges
530687	Township Interventionist Prg
530652	Training Services
591895	Transfer To Cip Fund
591825	Transfer To Debt Service Fund
591833	Transfer To E911 Fund
591860	Transfer To Parking
591826	Transfer To Sir Fund
550605	Travel & Mileage Reimbursement
520505	Tuition Reimbursement
520668	Unempl Ins Payments
510519	Vacation Time Payout
560637	Vehicle Equipment Parts
560650	Volunteer Recog Recruitment
540691	Water Charges
530681	WSCDC Contract

VILLAGE OF OAK PARK, ILLINOIS

ASSESSED VALUE AND ACTUAL VALUE OF TAXABLE PROPERTY

Last Ten Levy Years

Levy Year	Residential Property	Commercial Property	Industrial Property	Railroad Property	Less: Tax-Exempt Property	Total Taxable Assessed Value	Total Direct Tax Rate	Estimated Actual Taxable Value	Estimated Actual Taxable Value
2010	1,625,220,687	176,379,919	48,563,359	485,843	-	1,850,649,808	1.189	5,551,949,424	33.333%
2011	1,383,444,292	158,040,103	54,880,906	538,498	-	1,596,903,799	1.422	4,790,711,397	33.333%
2012	1,268,623,126	152,355,629	48,602,242	581,655	-	1,470,162,652	1.563	4,410,487,956	33.333%
2013	1,177,616,951	147,197,290	43,727,696	674,123	-	1,369,216,060	1.799	4,107,648,180	33.333%
2014	1,245,449,945	130,674,617	6,194,369	686,942	-	1,383,005,873	1.841	4,149,017,619	33.333%
2015	1,199,866,188	127,872,693	5,900,388	802,244	-	1,334,441,513	2.062	4,003,324,539	33.333%
2016	1,246,938,421	132,519,945	6,391,541	803,610	-	1,386,653,517	2.257	4,159,960,551	33.333%
2017	1,500,233,150	148,386,046	6,349,852	807,105	-	1,655,776,153	1.996	4,967,328,459	33.333%
2018	1,437,736,326	147,481,387	6,425,790	862,773	-	1,592,506,276	2.137	4,777,518,828	33.333%
2019	1,473,432,236	211,679,487	6,395,649	964,045	-	1,692,471,417	2.137	5,077,414,251	33.333%
<u>Data Source</u>									
Office of the County Clerk									
Note : Property in the Village is reassessed each year. Property is assessed at 33% of actual value.									

**OAK PARK TOWNSHIP, ILLINOIS
PRINCIPAL EMPLOYERS**

<u>2019</u>			
Employer	Employees	Rank	Percentage of Oak Park population
West Suburban Hospital Medical Center	1,000	1	1.92%
Rush Oak Park Hospital	816	2	1.57%
School District 97	600	3	1.15%
School District 200	420	4	0.81%
Village of Oak Park	369	5	0.71%
Citizens RX, LLC	100	6	0.19%
Focuscope Inc.	80	7	0.15%
Shaker Recruitment Advertising	80	8	0.15%
NewSecure, Inc.	70	9	0.13%
Oak Park Arms Retirement Community	60	10	0.12%
Park District of Oak Park			
Hepzibah Children's Association			
Fenwick High School			
US Bank			
Total	<u><u>3,595</u></u>		<u><u>6.90%</u></u>

N/A - Information not available

Source:

VILLAGE OF OAK PARK, ILLINOIS

PRINCIPAL PROPERTY TAX PAYERS

Taxpayer	Tax Year 2018		
	Equalized Assessed Value	Rank	Percentage of Total Assessed Valuation
HTA Rush LLC	11,331,854	1	0.71%
MacNeal Hospital	10,681,740	2	0.67%
WDF3	9,022,116	3	0.57%
Ryan LLC	6,275,059	4	0.39%
1120 Club	4,815,595	5	0.30%
Scoville Square Assoc.	3,819,377	6	0.24%
OP Office Partners	3,473,658	7	0.22%
US Reif Park Illinois	3,237,101	8	0.20%
Oak Park Place Apartments	3,193,377	9	0.20%
JD Real Estate	2,964,854	10	0.19%
Village of Oak Park			
Maple AV MED			
Greenplan Property Management, Inc.			
Oak Park Residences Corp.			
The Taxman Corp			
HCP AM Illinois LLC			
Aimco			
1120 Club			
Shaker and Assoc.			
R.P. Fox & Associates			
	58,814,731		3.69%

NOTE:

Every effort has been made to seek out and report the largest taxpayers. However, many of the taxpayers contain multiple parcels, and it is possible that some parcels and their valuations have been overlooked.

Data Source

Office of the County Clerk

Village of Oak Park Pension Funding Summary

Qualifying Village employees participate in one of the following three pension plans, depending on the position:

- 1) Illinois Municipal Retirement Fund (IMRF)
- 2) Police Pension
- 3) Firefighters' Pension

All three plans are governed under the Illinois Compiled Statutes. Both the Police and Firefighters' pensions are considered single -employer plans, while IMRF is structured as an agent multiple-employer plan. The single employer plans for eligible sworn public safety employees are independently managed by Village's Police and Fire Pension Plan Boards while IMRF is managed by a separate organization not connected to the Village.

Employee contributions based on eligible (pensionable) compensation into each plan are fixed by State statute and summarized as follows:

- | | |
|-----------|--------|
| 1) IMRF | 4.500% |
| 2) Police | 9.910% |
| 3) Fire | 9.455% |

IMRF determines the employer contributions on an annual basis and for 2020 it is 8.81% compared to 6.48% in the previous year. The Village contributions for the public safety pensions are determined by an independent actuarial valuation and the Village typically levies the recommended actuarial amount which is then directly distributed to each

Pension plan funding ratios for last five years are summarized below:

Pension Plan	Actuarial Value Assets	Actuarial Accrued Liability	Funded Ratio	
Police 12/31/11	69,560,813	116,975,968	59.5%	
Police 12/31/12	75,288,859	123,975,581	60.7%	
Police 12/31/13	83,892,130	128,124,811	65.5%	
Police 12/31/14	86,522,448	142,947,184	60.5%	
Police 12/31/15	83,943,327	162,508,238	51.7%	Revised certain actuarial assumptions
Police 12/31/16	87,170,556	170,932,110	51.0%	
Police 12/31/17	93,085,023	166,524,424	55.9%	
Police 12/31/18	97,275,217	172,661,768	56.3%	
Police 12/31/19	102,926,056	182,286,253	56.5%	
Fire 12/31/11	37,041,712	84,791,947	43.7%	
Fire 12/31/12	39,662,677	84,464,421	47.0%	
Fire 12/31/13	44,183,874	87,446,877	50.5%	
Fire 12/31/14	44,972,995	94,816,133	47.4%	
Fire 12/31/15	43,203,943	117,346,591	36.8%	Revised certain actuarial assumptions
Fire 12/31/16	44,737,034	120,693,799	37.1%	
Fire 12/31/17	49,315,309	116,711,863	42.3%	
Fire 12/31/18	51,104,966	120,453,714	42.4%	
Fire 12/31/19	53,608,689	126,936,016	42.2%	
IMRF 12/31/11	26,299,225	38,703,437	68.0%	
IMRF 12/31/12	29,362,674	40,030,007	73.4%	
IMRF 12/31/13	34,033,110	41,482,935	82.0%	
IMRF 12/31/14	35,497,000	43,441,476	81.7%	
IMRF 12/31/15	100,040,158	102,713,459	97.4%	Asset/liability increase due to a GASB change in reporting
IMRF 12/31/16	97,255,320	105,752,682	92.0%	
IMRF 12/31/17	101,142,960	108,216,892	93.5%	
IMRF 12/31/18	113,227,160	107,650,861	105.2%	
IMRF 12/31/19	104,219,483	114,349,882	91.1%	

Village of Oak Park			
Debt Amortization Schedule			
	Fund: 2098		
	2011A		
<u>Payment Date</u>	<u>Interest</u>	<u>Principal</u>	
01/01/17	34,250	620,000	
07/01/17	27,275	-	
01/01/18	27,275	640,000	
07/01/18	19,275	-	
01/01/19	19,275	660,000	
07/01/19	10,200	-	
01/01/20	10,200	680,000	
04/01/20		-	
TOTALS	<u>147,750</u>	<u>2,600,000</u>	
Financed public capital infrastructure improvements within the Downtown TIF District.			

Village of Oak Park		
Debt Amortization Schedule		
	Funds: 4025, 5040	
	2012A	
<u>Payment Date</u>	<u>Interest</u>	<u>Principal</u>
05/01/17	74,600	-
11/01/17	74,600	825,000
05/01/18	66,350	-
11/01/18	66,350	1,050,000
05/01/19	55,850	-
11/01/19	55,850	1,100,000
05/01/20	44,850	-
11/01/20	44,850	735,000
05/01/21	37,500	-
11/01/21	37,500	970,000
05/01/22	27,800	-
11/01/22	27,800	410,000
05/01/23	23,700	-
11/01/23	23,700	630,000
05/01/24	17,400	-
11/01/24	17,400	705,000
05/01/25	10,350	-
11/01/25	10,350	730,000
05/01/26	3,050	-
11/01/26	3,050	305,000
TOTALS	<u>722,900</u>	<u>7,460,000</u>
<p>Current refunding of a portion of Series 2004B (water system), advance refunding of a portion of Series 2005A (Madison Street improvements and construction of a new public works facility) and advance refunding of a portion of Series 2006A (public street and related streetscape improvements and portion of a new public works facility).</p>		

Village of Oak Park		
Debt Amortization Schedule		
	Fund: 4025	
	2015A	
<u>Payment Date</u>	<u>Interest</u>	<u>Principal</u>
05/01/17	177,075	-
11/01/17	177,075	630,000
05/01/18	170,775	-
11/01/18	170,775	650,000
05/01/19	164,275	-
11/01/19	164,275	935,000
05/01/20	154,925	-
11/01/20	154,925	1,070,000
05/01/21	144,225	-
11/01/21	144,225	625,000
05/01/22	134,850	-
11/01/22	134,850	530,000
05/01/23	126,900	-
11/01/23	126,900	980,000
05/01/24	112,200	-
11/01/24	112,200	1,010,000
05/01/25	97,050	-
11/01/25	97,050	1,540,000
05/01/26	73,950	-
11/01/26	73,950	1,690,000
05/01/27	48,600	-
11/01/27	48,600	1,705,000
05/01/28	23,025	-
11/01/28	23,025	1,535,000
TOTALS	<u>2,855,700</u>	<u>12,900,000</u>
Advance refunding of Series 2005B used for construction of a portion of new public works facility.		

Village of Oak Park		
Debt Amortization Schedule		
	Fund: 4025	
	2015B	
<u>Payment Date</u>	<u>Interest</u>	<u>Principal</u>
05/01/17	140,944	-
11/01/17	140,944	400,000
05/01/18	134,944	-
11/01/18	134,944	420,000
05/01/19	128,644	-
11/01/19	128,644	430,000
05/01/20	122,194	-
11/01/20	122,194	450,000
05/01/21	115,444	-
11/01/21	115,444	240,000
05/01/22	111,844	-
11/01/22	111,844	250,000
05/01/23	108,094	-
11/01/23	108,094	260,000
05/01/24	104,194	-
11/01/24	104,194	270,000
05/01/25	100,144	-
11/01/25	100,144	280,000
05/01/26	95,944	-
11/01/26	95,944	285,000
05/01/27	91,669	-
11/01/27	91,669	295,000
05/01/28	87,244	-
11/01/28	87,244	310,000
05/01/29	82,594	-
11/01/29	82,594	320,000
05/01/30	77,594	-
11/01/30	77,594	330,000
05/01/31	72,231	-
11/01/31	72,231	340,000
05/01/32	66,494	-
11/01/32	66,494	355,000
05/01/33	60,503	-
11/01/33	60,503	365,000
05/01/34	54,116	-
11/01/34	54,116	380,000
05/01/35	47,466	-
11/01/35	47,466	390,000
05/01/36	40,641	-
11/01/36	40,641	405,000
05/01/37	33,300	-
11/01/37	33,300	420,000
05/01/38	25,688	-
11/01/38	25,688	440,000
05/01/39	17,438	-
11/01/39	17,438	455,000
05/01/40	8,906	-
11/01/40	8,906	475,000
TOTALS	3,856,538	8,565,000
Financed street and alley improvements, street lighting, and equipment purchases.		

Village of Oak Park		
Debt Amortization Schedule		
	Fund: 4025	
	2016A	
<u>Payment Date</u>	<u>Interest</u>	<u>Principal</u>
05/01/17	320,059	-
11/01/17	320,059	-
05/01/18	320,059	-
11/01/18	320,059	-
05/01/19	320,059	-
11/01/19	320,059	-
05/01/20	320,059	-
11/01/20	320,059	-
05/01/21	320,059	-
11/01/21	320,059	-
05/01/22	320,059	-
11/01/22	320,059	175,000
05/01/23	317,434	-
11/01/23	317,434	185,000
05/01/24	314,659	-
11/01/24	314,659	155,000
05/01/25	312,334	-
11/01/25	312,334	560,000
05/01/26	303,934	-
11/01/26	303,934	1,075,000
05/01/27	287,809	-
11/01/27	287,809	1,210,000
05/01/28	269,659	-
11/01/28	269,659	1,445,000
05/01/29	247,984	-
11/01/29	247,984	3,190,000
05/01/30	200,134	-
11/01/30	200,134	3,955,000
05/01/31	138,338	-
11/01/31	138,338	4,110,000
05/01/32	71,550	-
11/01/32	71,550	4,240,000
TOTALS	<u>8,768,388</u>	<u>20,300,000</u>
<div style="border: 1px solid black; padding: 5px;"> <p>Defeased Series 2006B which was used to finance a portion of the new public works facility.</p> </div>		

Village of Oak Park		
Debt Amortization Schedule		
	Fund: 5060	
	2016B	
<u>Payment Date</u>	<u>Interest</u>	<u>Principal</u>
05/01/17	67,998	-
11/01/17	67,998	-
05/01/18	67,998	-
11/01/18	67,998	-
05/01/19	67,998	-
11/01/19	67,998	190,000
05/01/20	66,478	-
11/01/20	66,478	195,000
05/01/21	64,528	-
11/01/21	64,528	195,000
05/01/22	62,285	-
11/01/22	62,285	200,000
05/01/23	59,785	-
11/01/23	59,785	205,000
05/01/24	57,018	-
11/01/24	57,018	210,000
05/01/25	53,973	-
11/01/25	53,973	220,000
05/01/26	50,563	-
11/01/26	50,563	225,000
05/01/27	46,850	-
11/01/27	46,850	230,000
05/01/28	42,825	-
11/01/28	42,825	240,000
05/01/29	38,325	-
11/01/29	38,325	250,000
05/01/30	33,638	-
11/01/30	33,638	260,000
05/01/31	28,763	-
11/01/31	28,763	270,000
05/01/32	23,700	-
11/01/32	23,700	280,000
05/01/33	18,100	-
11/01/33	18,100	290,000
05/01/34	12,300	-
11/01/34	12,300	300,000
05/01/35	6,300	-
11/01/35	6,300	315,000
TOTALS	<u>1,738,840</u>	<u>4,075,000</u>
<div style="border: 1px solid black; padding: 5px;"> Financed a garage project easement as defined in the RDA between the Village and Clark Street Real Estate LLC in connection of a mixed use development known as Oak Park Station. </div>		

Village of Oak Park		
Debt Amortization Schedule		
	Fund: 4025	
	2016C	
<u>Payment Date</u>	<u>Interest</u>	<u>Principal</u>
05/01/17	31,831	-
11/01/17	31,831	-
05/01/18	31,831	-
11/01/18	31,831	-
05/01/19	31,831	-
11/01/19	31,831	50,000
05/01/20	31,406	-
11/01/20	31,406	50,000
05/01/21	30,881	-
11/01/21	30,881	2,745,000
TOTALS	<u>315,563</u>	<u>2,845,000</u>
<div style="border: 1px solid black; padding: 5px;"> Financed streetscape projects pursuant to RDA between the Village and Clark Street Real Estate LLC. </div>		

Village of Oak Park		
Debt Amortization Schedule		
	Fund: 4025	
	2016D	
<u>Payment Date</u>	<u>Interest</u>	<u>Principal</u>
05/01/17	152,641	-
11/01/17	152,641	-
05/01/18	152,641	-
11/01/18	152,641	-
05/01/19	152,641	-
11/01/19	152,641	125,000
05/01/20	150,766	-
11/01/20	150,766	750,000
05/01/21	139,516	-
11/01/21	139,516	25,000
05/01/22	139,141	-
11/01/22	139,141	800,000
05/01/23	127,141	-
11/01/23	127,141	800,000
05/01/24	115,141	-
11/01/24	115,141	800,000
05/01/25	103,141	-
11/01/25	103,141	600,000
05/01/26	94,141	-
11/01/26	94,141	800,000
05/01/27	82,141	-
11/01/27	82,141	600,000
05/01/28	73,141	-
11/01/28	73,141	600,000
05/01/29	64,141	-
11/01/29	64,141	600,000
05/01/30	55,141	-
11/01/30	55,141	200,000
05/01/31	52,141	-
11/01/31	52,141	200,000
05/01/32	49,141	-
11/01/32	49,141	200,000
05/01/33	46,016	-
11/01/33	46,016	905,000
05/01/34	31,875	-
11/01/34	31,875	1,000,000
05/01/35	16,250	-
11/01/35	16,250	500,000
05/01/36	8,125	-
11/01/36	8,125	500,000
TOTALS	<u>3,610,031</u>	<u>10,005,000</u>
Financed improvement, construction, purchase and installation of alleys, streets, streetscapes, sidewalks, street lighting, and related equipment.		

Village of Oak Park			
Debt Amortization Schedule			
	Fund: 5060		
	2016E		
<u>Payment Date</u>	<u>Interest</u>	<u>Principal</u>	
05/01/17	149,638	-	
11/01/17	179,566	-	
05/01/18	179,566	-	
11/01/18	179,566	410,000	
05/01/19	173,416	-	
11/01/19	173,416	420,000	
05/01/20	167,116	-	
11/01/20	167,116	435,000	
05/01/21	160,591	-	
11/01/21	160,591	445,000	
05/01/22	153,916	-	
11/01/22	153,916	460,000	
05/01/23	147,016	-	
11/01/23	147,016	475,000	
05/01/24	139,891	-	
11/01/24	139,891	485,000	
05/01/25	132,616	-	
11/01/25	132,616	500,000	
05/01/26	125,116	-	
11/01/26	125,116	515,000	
05/01/27	117,391	-	
11/01/27	117,391	530,000	
05/01/28	109,109	-	
11/01/28	109,109	550,000	
05/01/29	100,172	-	
11/01/29	100,172	565,000	
05/01/30	90,638	-	
11/01/30	90,638	585,000	
05/01/31	80,400	-	
11/01/31	80,400	605,000	
05/01/32	68,300	-	
11/01/32	68,300	630,000	
05/01/33	55,700	-	
11/01/33	55,700	655,000	
05/01/34	42,600	-	
11/01/34	42,600	680,000	
05/01/35	29,000	-	
11/01/35	29,000	710,000	
05/01/36	14,800	-	
11/01/36	14,800	740,000	
TOTALS	<u>4,503,904</u>	<u>10,395,000</u>	
Financed acquisition of a public parking garage (Lake & Forest) in accordance with a RDA between the Village and WDF-3 Wood Oak Park Owner LLC.			

Village of Oak Park		
Debt Amortization Schedule		
	Fund: 4025	
	2017A	
<u>Payment Date</u>	<u>Interest</u>	<u>Principal</u>
05/01/18	186,906	-
11/01/18	210,269	-
05/01/19	210,269	-
11/01/19	210,269	-
05/01/20	210,269	-
11/01/20	210,269	-
05/01/21	210,269	-
11/01/21	210,269	-
05/01/22	210,269	-
11/01/22	210,269	680,000
05/01/23	200,069	-
11/01/23	200,069	320,000
05/01/24	195,269	-
11/01/24	195,269	710,000
05/01/25	184,619	-
11/01/25	184,619	920,000
05/01/26	170,819	-
11/01/26	170,819	615,000
05/01/27	161,594	-
11/01/27	161,594	905,000
05/01/28	148,019	-
11/01/28	148,019	815,000
05/01/29	135,794	-
11/01/29	135,794	780,000
05/01/30	124,094	-
11/01/30	124,094	490,000
05/01/31	116,744	-
11/01/31	116,744	530,000
05/01/32	108,463	-
11/01/32	108,463	550,000
05/01/33	99,869	-
11/01/33	99,869	1,270,000
05/01/34	80,025	-
11/01/34	80,025	1,015,000
05/01/35	63,531	-
11/01/35	63,531	1,355,000
05/01/36	41,513	-
11/01/36	41,513	1,305,000
05/01/37	19,491	-
11/01/37	19,491	1,155,000
TOTALS	<u>5,779,143</u>	<u>13,415,000</u>
Financed various capital improvement projects, including streets and alley improvements.		

Village of Oak Park			
Debt Amortization Schedule			
	Fund: 4025		
	2017B		
<u>Payment Date</u>	<u>Interest</u>	<u>Principal</u>	
05/01/18	21,390.56	-	
11/01/18	27,700.00	400,000.00	
05/01/19	19,700.00	-	
11/01/19	19,700.00	295,000.00	
05/01/20	13,800.00	-	
11/01/20	13,800.00	195,000.00	
05/01/21	9,900.00	-	
11/01/21	9,900.00	495,000.00	
TOTALS	<u>135,890.56</u>	<u>1,385,000.00</u>	
Current refunding of Series 2007 used for public streets and related streetscape improvements.			

Village of Oak Park		
Debt Amortization Schedule		
	Fund: 2098	
	2018A	
<u>Payment Date</u>	<u>Interest</u>	<u>Principal</u>
12/01/18	167,909.00	1,005,000.00
06/01/19	115,683.75	-
12/01/19	115,683.75	940,000.00
06/01/20	103,933.75	-
12/01/20	103,933.75	880,000.00
06/01/21	92,053.75	-
12/01/21	92,053.75	895,000.00
06/01/22	79,300.00	-
12/01/22	79,300.00	935,000.00
06/01/23	65,742.50	-
12/01/23	65,742.50	985,000.00
06/01/24	50,475.00	-
12/01/24	50,475.00	995,000.00
06/01/25	34,803.75	-
12/01/25	34,803.75	1,035,000.00
06/01/26	17,985.00	-
12/01/26	17,985.00	1,090,000.00
TOTALS	<u>1,287,864.00</u>	<u>8,760,000.00</u>
<div style="border: 1px solid black; padding: 5px;"> <p>Current refunding of Series 2006C used to finance improvements and expansion of the Holley Court Garage.</p> </div>		

Village of Oak Park		
Debt Amortization Schedule		
	95.5% DSF; 4.5% Parking	
	Funds 4025, 5060	
	2020A	
<u>Payment Date</u>	<u>Interest</u>	<u>Principal</u>
05/01/21	145,939.06	
11/01/21	132,671.88	
05/01/22	132,671.88	
11/01/22	132,671.88	
05/01/23	132,671.88	
11/01/23	132,671.88	
05/01/24	132,671.88	
11/01/24	132,671.88	
05/01/25	132,671.88	
11/01/25	132,671.88	
05/01/26	132,671.88	
11/01/26	132,671.88	
05/01/27	132,671.88	
11/01/27	132,671.88	
05/01/28	132,671.88	
11/01/28	132,671.88	
05/01/29	132,671.88	
11/01/29	132,671.88	
05/01/30	132,671.88	
11/01/30	132,671.88	
05/01/31	132,671.88	
11/01/31	132,671.88	
05/01/32	132,671.88	
11/01/32	132,671.88	
05/01/33	132,671.88	
11/01/33	132,671.88	435,000.00
05/01/34	128,321.88	
11/01/34	128,321.88	705,000.00
05/01/35	121,271.88	
11/01/35	121,271.88	645,000.00
05/01/36	114,821.88	
11/01/36	114,821.88	755,000.00
05/01/37	106,800.00	
11/01/37	106,800.00	1,190,000.00
05/01/38	94,156.25	
11/01/38	94,156.25	2,410,000.00
05/01/39	68,550.00	
11/01/39	68,550.00	2,460,000.00
05/01/40	37,800.00	
11/01/40	37,800.00	2,520,000.00
TOTALS	<u>4,806,179.84</u>	<u>11,120,000.00</u>

Village of Oak Park		
Debt Amortization Schedule		
	41.6% DSF; 58.4% Water	
	Funds: 4025, 5040	
	2020B (Refunds 2011B)	
<u>Payment Date</u>	<u>Interest</u>	<u>Principal</u>
07/01/21	136,525.00	
01/01/22	95,250.00	1,315,000.00
07/01/22	62,375.00	
01/01/23	62,375.00	950,000.00
07/01/23	38,625.00	
01/01/24	38,625.00	770,000.00
07/01/24	19,375.00	
01/01/25	19,375.00	775,000.00
TOTALS	472,525.00	3,810,000.00

Village of Oak Park		
Non-Bond Debt Maturity Schedule		
	3032.43900.851.570751/2	
Payment	FMB (Fire Truck)	
<u>Date</u>	<u>Interest</u>	<u>Principal</u>
12/30/17	19,489	75,369
12/30/18	16,971	77,886
12/30/19	14,370	80,488
12/30/20	11,682	83,176
12/30/21	8,903	85,954
12/30/22	6,033	88,825
12/30/23	3,066	91,792
TOTALS	<u>80,513</u>	<u>583,490</u>

Projected Outstanding Debt Balances

1/1/21 - 12/31/21

		2021 New Issues				
	1/1/21 Balance	New Debt or Refundings		2021 Debt Payments		12/31/21 Balance
<u>DEBT</u>	<u>Principal</u>	<u>Principal</u>	<u>Interest</u>	<u>Principal</u>	<u>Interest</u>	<u>Principal</u>
2010C	960,000	-	-	(305,000)	(38,400)	655,000
2011B	665,000	-	-	(665,000)	(10,391)	-
2012A	3,750,000	-	-	(970,000)	(75,000)	2,780,000
2015A	9,615,000	-	-	(625,000)	(288,450)	8,990,000
2015B	6,865,000	-	-	(240,000)	(230,888)	6,625,000
2016A (Refunded 2006B)	20,300,000	-	-	-	(640,118)	20,300,000
2016B (Proceeds Escrowed)	3,690,000	-	-	(195,000)	(129,055)	3,495,000
2016D (2016 CIP)	9,130,000	-	-	(25,000)	(279,031)	9,105,000
2016E (L&F Garage)	9,130,000	-	-	(445,000)	(321,181)	8,685,000
2017A (2017 and part of 2018 CIP)	13,415,000	-	-	-	(420,537)	13,415,000
2017B (Refunded 2007)	495,000	-	-	(495,000)	(19,800)	-
2018A (Refunded 2006C)	5,935,000	-	-	(895,000)	(184,107)	5,040,000
2020A (New CIP)	11,120,000	-	-	-	(278,611)	11,120,000
2020B (Refunded 2011B)	3,810,000	-	-	-	(136,525)	3,810,000
Huntington Bank (Fire Truck)	266,571	-	-	(85,954)	(8,903)	180,617
TOTAL	99,146,571	-	-	(4,945,954)	(3,060,997)	94,200,617

Village of Oak Park					
Debt Amortization Schedules					
1/1/14 to End (does not include earlier years)					
Totals All Series					
				Total	Principial Balance
<u>Payment Date</u>	<u>Interest</u>	<u>Principal</u>	<u>Payment</u>		<u>Principal</u>
01/01/14	136,084.38	590,000.00	726,084.38		153,450,259.60
04/01/14	105,983.75	3,400,000.00	3,505,983.75		150,050,259.60
05/01/14	469,781.25	-	469,781.25		150,050,259.60
06/01/14	241,031.25	-	241,031.25		150,050,259.60
07/01/14	130,059.38	-	130,059.38		150,050,259.60
10/01/14	67,005.00	-	67,005.00		150,050,259.60
11/01/14	624,251.25	2,880,530.00	3,504,781.25		147,169,729.60
12/01/14	241,031.25	650,000.00	891,031.25		146,519,729.60
01/01/15	130,059.38	610,000.00	740,059.38		145,909,729.60
04/01/15	67,005.00	3,520,000.00	3,587,005.00		142,389,729.60
05/01/15	432,265.63	-	432,265.63		142,389,729.60
06/01/15	224,781.25	-	224,781.25		142,389,729.60
07/01/15	123,834.38	-	123,834.38		142,389,729.60
10/01/15	22,200.00	-	22,200.00		142,389,729.60
11/01/15	975,151.03	4,122,114.60	5,097,265.63		138,267,615.00
12/01/15	224,781.25	720,000.00	944,781.25		137,547,615.00
01/01/16	123,834.38	630,000.00	753,834.38		136,917,615.00
04/01/16	22,200.00	1,480,000.00	1,502,200.00		135,437,615.00
05/01/16	660,963.24	-	660,963.24		135,437,615.00
06/01/16	206,781.25	-	206,781.25		135,437,615.00
07/01/16	117,384.38	-	117,384.38		135,437,615.00
11/01/16	1,253,502.82	4,667,615.00	5,921,117.82		130,770,000.00
12/01/16	206,781.25	770,000.00	976,781.25		130,000,000.00
01/01/17	117,384.38	650,000.00	767,384.38		129,350,000.00
05/01/17	1,359,579.28	-	1,359,579.28		129,350,000.00
06/01/17	191,381.25	-	191,381.25		129,350,000.00
07/01/17	109,959.38	-	109,959.38		129,350,000.00
11/01/17	1,389,506.89	4,785,000.00	6,174,506.89		124,565,000.00
12/01/17	191,381.25	790,000.00	981,381.25		123,775,000.00
01/01/18	109,959.38	670,000.00	779,959.38		123,105,000.00
05/01/18	1,487,770.37	-	1,487,770.37		123,105,000.00
07/01/18	101,509.38	-	101,509.38		123,105,000.00
11/01/18	1,532,931.89	5,320,000.00	6,852,931.89		117,785,000.00
12/01/18	167,909.00	1,005,000.00	1,172,909.00		116,780,000.00
01/01/19	101,509.38	690,000.00	791,509.38		116,090,000.00
05/01/19	1,443,331.89	-	1,443,331.89		116,090,000.00
06/01/19	115,683.75	-	115,683.75		116,090,000.00
07/01/19	91,984.38	-	91,984.38		116,090,000.00
11/01/19	1,443,331.89	6,035,000.00	7,478,331.89		110,055,000.00
12/01/19	115,683.75	3,735,000.00	3,850,683.75		106,320,000.00
01/01/20	91,984.38	710,000.00	801,984.38		105,610,000.00
05/01/20	1,314,780.64	-	1,314,780.64		105,610,000.00
06/01/20	103,933.75	-	103,933.75		105,610,000.00
07/01/20	81,334.38	-	81,334.38		105,610,000.00
11/01/20	1,385,724.39	5,850,000.00	7,235,724.39		99,760,000.00
12/01/20	103,933.75	880,000.00	983,933.75		98,880,000.00
01/01/21	10,390.63	665,000.00	675,390.63		98,215,000.00
05/01/21	1,367,169.70	-	1,367,169.70		98,215,000.00
06/01/21	92,053.75	-	92,053.75		98,215,000.00
07/01/21	136,525.00	-	136,525.00		98,215,000.00
11/01/21	1,353,902.52	3,300,000.00	4,653,902.52		94,915,000.00
12/01/21	92,053.75	895,000.00	987,053.75		94,020,000.00
01/01/22	95,250.00	1,315,000.00	1,410,250.00		92,705,000.00
05/01/22	1,305,935.02	-	1,305,935.02		92,705,000.00
06/01/22	79,300.00	-	79,300.00		92,705,000.00
07/01/22	62,375.00	-	62,375.00		92,705,000.00
11/01/22	1,305,935.02	3,825,000.00	5,130,935.02		88,880,000.00
12/01/22	79,300.00	935,000.00	1,014,300.00		87,945,000.00
01/01/23	62,375.00	950,000.00	1,012,375.00		86,995,000.00
05/01/23	1,249,510.02	-	1,249,510.02		86,995,000.00
06/01/23	65,742.50	-	65,742.50		86,995,000.00
07/01/23	38,625.00	-	38,625.00		86,995,000.00
11/01/23	1,249,510.02	4,190,000.00	5,439,510.02		82,805,000.00
12/01/23	65,742.50	985,000.00	1,050,742.50		81,820,000.00
01/01/24	38,625.00	770,000.00	808,625.00		81,050,000.00
05/01/24	1,188,442.52	-	1,188,442.52		81,050,000.00
06/01/24	50,475.00	-	50,475.00		81,050,000.00
07/01/24	19,375.00	-	19,375.00		81,050,000.00
11/01/24	1,188,442.52	4,345,000.00	5,533,442.52		76,705,000.00
12/01/24	50,475.00	995,000.00	1,045,475.00		75,710,000.00

This Page Intentionally Left Blank

Village of Oak Park
Sales & Local Liquor Tax Historical Data

	General Merchandise	Food	Drinking/ Eating	Apparel	Furniture/ Household	Lumber/ Hardware	Automotive/ Gas	Drugs/ Misc Retail	Agriculture/ Others	Manufacturers	Total Sales Tax	Local Liquor Tax
Calendar Year 2019 Retailers' Occupation	140,195	1,076,533	985,792	111,018	66,365	64,128	557,501	904,052	233,329	32,110	4,171,023	
Calendar Year 2019 Home Rule	111,177	338,149	973,249	108,884	66,365	63,412	256,479	402,069	198,195	21,475	2,539,454	
Total	251,372	1,414,682	1,959,041	219,902	132,730	127,540	813,980	1,306,121	431,524	53,585	6,710,477	671,836
Calendar Year 2018 Retailers' Occupation	143,495	1,057,221	982,483	107,870	66,333	63,594	624,689	843,390	312,076	30,583	4,231,734	
Calendar Year 2018 Home Rule	110,691	346,548	969,919	105,577	66,334	62,270	334,530	388,717	252,397	19,159	2,656,142	
Total	254,186	1,403,769	1,952,402	213,447	132,667	125,864	959,219	1,232,107	564,473	49,742	6,887,876	680,500
Calendar Year 2017 Retailers' Occupation	82,570	1,033,063	908,995	110,877	67,886	53,826	563,010	859,345	259,533	50,318	3,989,423	
Calendar Year 2017 Home Rule	68,258	327,665	898,798	110,431	67,886	53,328	296,827	427,766	206,760	41,682	2,499,401	
Total	150,828	1,360,728	1,807,793	221,308	135,772	107,154	859,837	1,287,111	466,293	92,000	6,488,824	656,362
Calendar Year 2016 Retailers' Occupation	46,985	969,790	838,507	107,156	84,598	48,162	584,690	842,977	285,174	58,201	3,866,240	
Calendar Year 2016 Home Rule	38,578	309,756	832,288	107,101	84,598	47,351	287,204	430,543	213,218	49,647	2,400,284	
Total	85,563	1,279,546	1,670,795	214,257	169,196	95,513	871,894	1,273,520	498,392	107,848	6,266,524	601,133
Calendar Year 2015 Retailers' Occupation	42,551	826,330	814,456	114,240	72,595	43,227	559,072	592,766	472,715	65,743	3,603,695	
Calendar Year 2015 Home Rule	36,703	283,824	808,085	114,192	72,595	42,989	334,727	194,898	429,707	56,215	2,373,935	
Total	79,254	1,110,154	1,622,541	228,432	145,190	86,216	893,799	787,664	902,422	121,958	5,977,630	535,801
Calendar Year 2014 Retailers' Occupation	37,282	668,679	782,926	120,681	81,000	30,697	575,138	839,793	249,020	75,041	3,460,257	
Calendar Year 2014 Home Rule	32,312	202,341	775,860	120,609	81,000	29,751	388,665	470,552	229,437	66,845	2,397,372	
Total	69,594	871,020	1,558,786	241,290	162,000	60,448	963,803	1,310,345	478,457	141,886	5,857,629	489,667
Calendar Year 2013 Retailers' Occupation	35,044	817,035	731,104	116,956	56,623	27,896	580,162	803,744	246,710	74,161	3,489,435	
Calendar Year 2013 Home Rule	31,491	263,703	726,020	116,820	56,607	26,956	409,894	455,888	198,604	64,873	2,350,856	
Total	66,535	1,080,738	1,457,124	233,776	113,230	54,852	990,056	1,259,632	445,314	139,034	5,840,291	494,877
Calendar Year 2012 Retailers' Occupation	38,121	799,357	720,612	119,716	95,964	24,652	554,192	787,593	241,452	71,799	3,453,458	
Calendar Year 2012 Home Rule	33,137	255,381	710,365	119,584	95,897	23,855	389,043	449,703	192,892	63,135	2,332,992	
Total	71,258	1,054,738	1,430,977	239,300	191,861	48,507	943,235	1,237,296	434,344	134,934	5,786,450	489,676



Real Estate Purchases in Oak Park Based on Origin of Purchaser

January 1, 2019 – December 31, 2019

RANK	CITY, STATE	# OF SALES	% OF SALES
1	Oak Park, IL	593	56.96
2	Chicago, IL	219	21.04
3	Forest Park, IL	20	1.92
4	River Forest, IL	13	1.25
5	Berwyn, IL	8	.77
6	Wheaton, IL	7	.67
7	Riverside, IL	4	.38
8	Elmwood Park, IL	4	.38
		Total Sales = 868	Total % = 83.37%

Note: This data was collected from real estate transfer tax stamp transactions between January 2019 and December 2019. Transactions not included above include exempt transfers, investment company sales, sales of parking spaces only, and sales where the origin of the purchaser is unknown or not provided.

*All of the information and data on this page is unaudited and for informational purposes only. The data provided herein is for a specific period of time and may change when using a different range of dates. For more detailed information regarding these transactions, please contact the Finance Department.



Real Estate Purchases in Oak Park Based on Origin of Purchaser

January 1, 2020 – June 30, 2020

RANK	CITY, STATE	# OF SALES	% OF SALES
1	Oak Park, IL	221	41
2	Chicago, IL	113	21
3	Unknown	67	12
4	Skokie, IL	58	10
5	Forest Park, IL	7	1.3
6	River Forest, IL	5	.90
7	Elmwood Park, IL	4	.75
8	Berwyn, IL	4	.75
9	Naperville, IL	4	.75
	Southfield, MI	2	.30
	Glen Ellyn, IL	2	.30
	North Riverside, IL	2	.30
	Cicero, IL	2	.30
	Frankfort, IL	2	.30
	Maywood, IL	2	.30
	Lombard, IL	2	.30
	Crown Point, IN	1	.30
	Minneapolis, MN	1	.30
	Brookfield, WI	1	.30
	Woodstock, IL	1	.18
	Lewisburg, PA	1	.18
	Downers Grove, IL	1	.18
	Wheaton, IL	1	.18
	Batavia, IL	1	.18
	Lansing, MI	1	.18
	Dekalb, IL	1	.18
	Western Springs, IL	1	.18
	Elk Grove Village, IL	1	.18
	Evanston, IL	1	.18
	Tucson, AZ	1	.18
	Enfield, NH	1	.18
	Saint Charles, IL	1	.18
	Wilmington, DE	1	.18

	Bolingbrook, IL	1	.18
	Schaumburg, IL	1	.18
	Providence, RI	1	.18
	Berkley, IL	1	.18
	LaGrange Pk, IL	1	.18
	River Grove, IL	1	.18
	Louisville, KY	1	.18
	Bensenville, IL	1	.18
	Geneva, IL	1	.18
	Somerville, MA	1	.18
	Elmhurst, IL	1	.18
	Fife, WA	1	.18
	Danbury, CT	1	.18
	Brentwood, TN	1	.18
	Bellwood, IL	1	.18
	Montgomery County, MD	1	.18
	Willowbrook, IL	1	.18
	Collierville, TN	1	.18
	Richmond, VA	1	.18
	Irvine, CA	1	.18
	Rosselle, IL	1	.18
	Dallas, TX	1	.18
	Arlington Heights, IL	1	.18
	Burr Ridge, IL	1	.18
		Total Sales = 538	Total % = 100%

Note: This data was collected from real estate transfer tax stamp transactions between January 2020 and June 2020. Transactions not included above include exempt transfers, investment company sales, sales of parking spaces only, and sales where the origin of the purchaser is unknown or not provided.

*All of the information and data on this page is unaudited and for informational purposes only. The data provided herein is for a specific period of time and may change when using a different range of dates. For more detailed information regarding these transactions, please contact the Finance Department.

Village of Oak Park												
Tax Levy Summary												
<i>Note: Schedule includes automatic County "loss" add-on amount</i>												
			Police	Fire		VOP	VOP Tax					
	<u>Corporate</u>	<u>Debt</u>	<u>Pension</u>	<u>Pension</u>	<u>Total</u>	<u>EAV</u>	<u>Rate</u>		<u>SSA #1</u>	<u>SSA #7</u>	<u>SSA #8</u>	
Tax Year 2020	18,153,590	4,444,287	7,182,740	6,322,358	36,102,975	1,777,094,988	2.032%		463,500	-	3,090	
Tax Year 2019	18,477,108	4,444,286	6,528,388	5,602,116	35,051,899	1,692,471,417	2.071%		412,000	-	5,150	
Tax Year 2018	18,011,024	4,309,379	6,397,588	5,312,877	34,030,867	1,592,506,276	2.137%		25,750	7,725	5,150	
Tax Year 2017	17,837,540	4,130,489	5,634,808	5,436,009	33,038,846	1,655,776,153	1.995%		414,060	7,725	-	
Tax Year 2016	15,689,380	4,735,605	5,088,688	5,769,533	31,283,206	1,386,653,517	2.256%		185,400	7,210	-	
Tax Year 2015	14,072,280	5,156,580	4,606,123	3,681,648	27,516,631	1,334,441,513	2.062%		321,644	7,145	-	
Tax Year 2014	13,662,408	4,317,216	4,062,179	3,418,123	25,459,926	1,383,005,873	1.841%		396,341	7,145	-	
Tax Year 2013	13,147,408	4,151,588	4,004,160	3,321,736	24,624,892	1,369,216,060	1.798%		254,762	-	-	
Tax Year 2012	12,764,474	3,220,248	3,678,259	3,311,313	22,974,294	1,470,162,652	1.563%		77,250	-	-	
Tax Year 2011	12,392,693	3,675,229	3,582,302	3,044,593	22,694,817	1,596,903,799	1.421%		231,750	-	-	
Tax Year 2010	12,031,741	2,697,521	4,046,795	3,228,201	22,004,258	1,850,649,808	1.189%		221,450	-	-	

VILLAGE OF OAK PARK			
FISCAL YEAR 2021 BUDGET			
AFFORDABLE HOUSING RESTRICTED FUND BALANCE			
		Affordable	
	<u>Description</u>	<u>Housing</u>	<u>WhiteCo</u>
	<u>Date</u>		
	12/31/14 unrestricted assigned fund balance	251,000	261,000
	2015 adjustment WhiteCo		(261,000)
	2015 drawdown OP Housing Authority	02/23/16	(35,000)
	2016 contribution from sale of 708-714 Lake St. (District House)	01/09/16	280,000
	2016 drawdown OP Housing Authority	12/20/17	(35,000)
	2017 contribution from sale of 323-329 Harlem (Lincoln)	06/23/17	744,291
	2017 drawdown OP Housing Authority	12/21/18	(35,000)
	2018 Lexington Reserve at Oak Park LLC	08/28/18	210,000
	2018 Housing Forward, Inc. (Flexible Rental Assistance Program)	09/04/18	(230,000)
	2018 Housing Forward, Inc. 324 N. Austin (Sojourner House)	09/04/18	(268,108)
	2019 The Community Builders, Oak Park LLC (809 S. Oak Park Ave.)	02/07/19	(500,000)
	2021 Icon Capital Group, Inc. (Elevator for 855 Lake Street)	01/01/21	(260,000)
	2021 drawdown OP Housing Authority	01/01/21	(35,000)
	12/31/20 restricted fund balance for Affordable Housing	<u>87,183</u>	<u>-</u>