



October 5, 2020

**COVID-19 Status Report
Oak Park Village Board of Trustees**

To: Village President and Village Board of Trustees

Fr: Cara Pavlicek, Village Manager

The memo is a means to share a brief summary of information regarding Village of Oak Park operational activities in response to COVID-19. In most cases, formal public guidance or employee guidance has been publicly disseminated via the Village website or Village social media channels.

The issuance of the Status Reports will be increased to Mondays, Wednesdays and Fridays in response to the slight uptick during this past seven day period.

New Public Health Guidance

The Village of Oak Park Department of Public Health received notification of the following new COVID-19 cases; since last reported:

<u>Date</u>	<u># of Cases</u>	<u>Age of Cases</u>
October 3 (Saturday)	1	20s
October 4 (Sunday)	6	<20s to 60s
October 5 (Monday)	2	50s

Excluding individuals for which street addresses are not yet determined, the State of Illinois reports a total of seven hundred forty (740) total Oak Park COVID-19 cases. It is important to note that as patient tracking and case follow-up occurs, individuals listed within the number of Oak Park cases reported may change depending on residency confirmation.

The Oak Park Department of Public Health is notified of positive tests as established by state and local public health protocol. Because of privacy laws, no additional information can be released about the individuals. It is noted, that privacy precludes location information regarding individuals tested to anyone other than Public Health Officials and First Responders.

The Oak Park Department of Public Health is working closely with officials from the Illinois Department of Public Health (IDPH), investigating and notifying anyone who may have had exposure to the individual who tested positive for COVID-19. Local public health officials, hospitals and first responders are following protocols consistent with the latest guidance from the Centers for Disease Control and Prevention (CDC).

Cases related to Long-Term Care and Assisted Living Facilities

Public Health Director Charley reports an update since the last report issued on Monday August 31, 2020 related to cases in Long-Term Care and Assisted Living Facilities.

Facility Name	# of Resident Cases	# of Resident Deaths	# of Staff Cases
Belmont Village of Oak Park	2	2	5
Berkeley Nursing & Rehab Center	4	3	1
Brookdale Oak Park	8	1	13
Oak Park Arms	6	1	4
Oasis of Oak Park	23	12	6

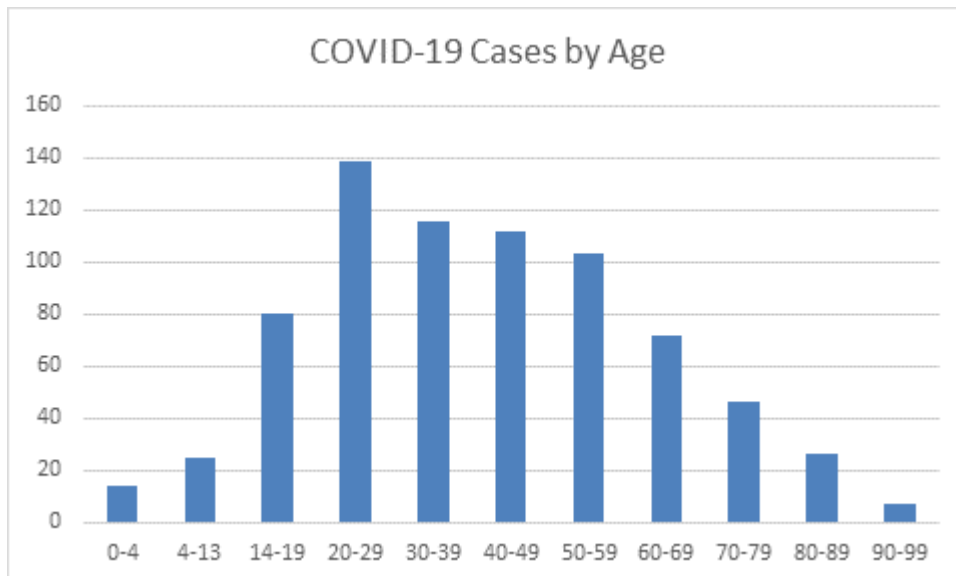
Public Health Data

Public Health Director Charley has shared the following data related to COVID-19.

“New cases per 100,000 People”. This metric looks at the number of recent COVID-19 cases per 100,000 people to describe the potential number of people who are currently ill and may be infectious. This is the number of new cases reported by IDPH in the previous week. Calculated as a rate = [Village of Oak Park case count for 7 days] / [Village population] x100,000.

- Oak Park rate: 56 /100,000
- Cook County rate: 97/100,000 (9/20/2020 Through 9/26/2020)
- Target for County-level data: Cases for the week are fewer than 10 or the rate is fewer than 50 cases per 100,000 people
- Warning for County-level data: New case rate is greater than 50 cases per 100,000 people

All Cases through 10/5/2020

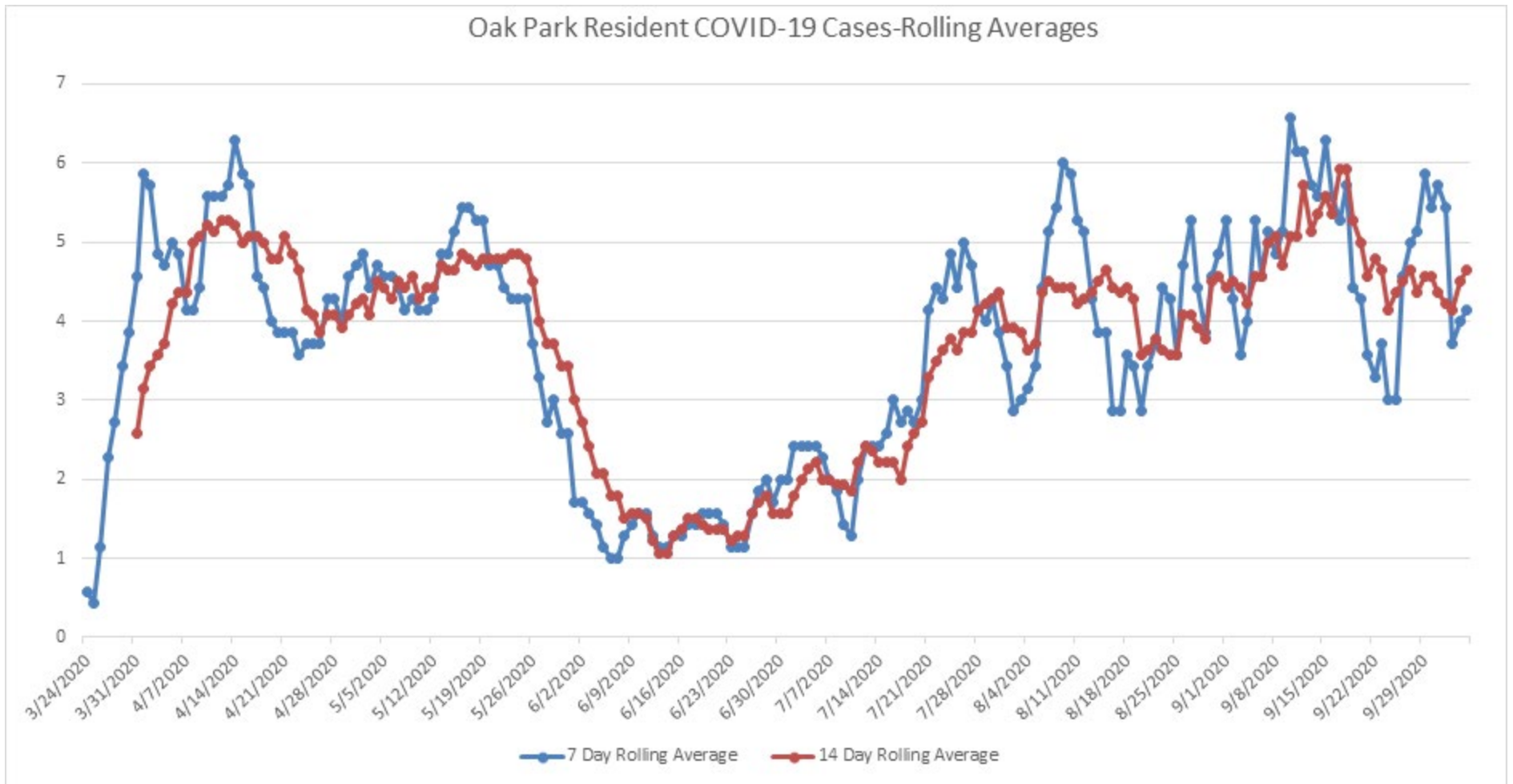


Number and percent of cases prior to July 1 and July 1 and after.

Age Range	<07/01/20	% of Cases
0-4	3	0.9%
5-13	4	1.2%
14-19	6	1.7%
20-29	50	14.5%
30-39	57	16.5%
40-49	59	17.1%
50-59	58	16.8%
60-69	44	12.8%
70-79	34	9.9%
80-89	23	6.7%
90-99	7	2.0%
Total	345	

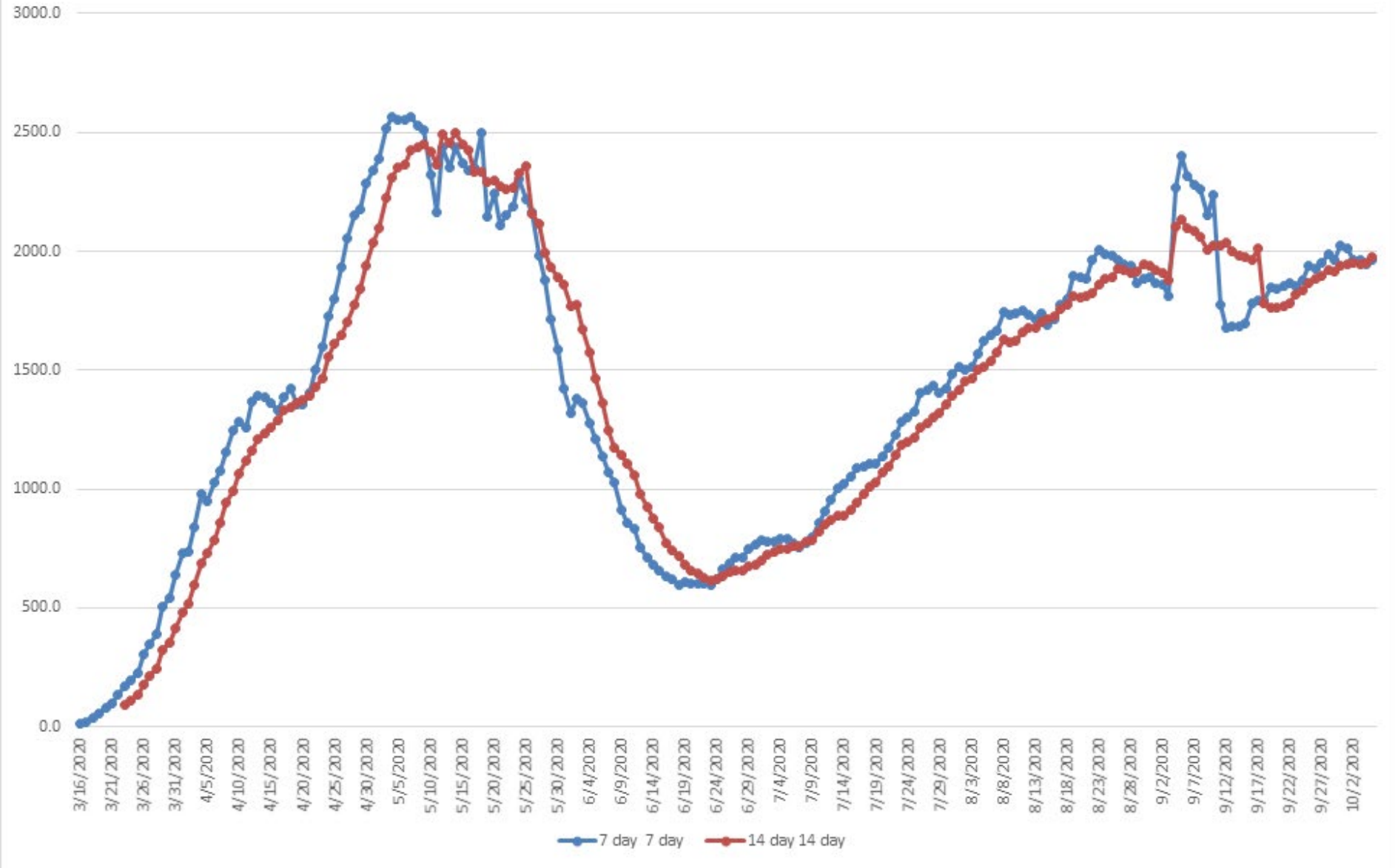
Age Range	>=07/01/20	% of Cases
0-4	11	2.8%
5-13	21	5.3%
14-19	74	18.7%
20-29	89	22.5%
30-39	59	14.9%
40-49	53	13.4%
50-59	45	11.4%
60-69	28	7.1%
70-79	12	3.0%
80-89	3	0.8%
90-99	0	0.0%
Total	395	

Age Range	% of Cases <07/01/20	% Cases >=07/01/2020	Calculated Difference	% difference
0-4	0.9%	2.8%	1.9%	104.8
5-13	1.2%	5.3%	4.2%	128.4
14-19	1.7%	18.7%	17.0%	166.0
20-29	14.5%	22.5%	8.0%	43.4
30-39	16.5%	14.9%	-1.6%	-10.1
40-49	17.1%	13.4%	-3.7%	-24.1
50-59	16.8%	11.4%	-5.4%	-38.4
60-69	12.8%	7.1%	-5.7%	-57.1
70-79	9.9%	3.0%	-6.8%	-105.7
80-89	6.7%	0.8%	-5.9%	-159.1
90-99	2.0%	0.0%	-2.0%	-200.0



Oak Park: 7 & 14 Day Rolling Averages: 7 day is 4.1 and 14 day 4.6

State of Illinois-COVID-19 Cases-Rolling Averages



State of Illinois: 7 & 14 Day Rolling Averages: 7 day is 1,965 and 14 day 1,975