



March 17, 2021

**COVID-19 Status Report
Oak Park Village Board of Trustees**

To: Village President and Village Board of Trustees

Fr: Cara Pavlicek, Village Manager

The memo is a weekly status report presented Wednesdays and provides a brief summary of information regarding Village of Oak Park operational activities in response to COVID-19, with an increasing focus on vaccination administration and allocation. In most cases, formal public guidance or employee guidance has been publicly disseminated via the Village website or Village social media channels.

New Public Health Guidance

Today, the Village of Oak Park Department of Public Health received notification of the following new COVID-19 cases:

<u>Date</u>	<u># of Cases</u>	<u>Age of Cases</u>
March 11 th	5	<20 to 60s
March 12 th	4	<20 to 60s
March 13 th	4	30s to 50s
March 14 th	4	<20
March 15 th	3	40s to 50s
March 16 th	2	40s to 60s
March 17 th	2	20s to 30s

Excluding individuals for which street addresses are not yet determined, the State of Illinois reports a total of two thousand eight hundred and nineteen (2819) Oak Park COVID-19 cases. It is important to note that as patient tracking and case follow-up occurs, individuals listing the number of Oak Park cases reported may change depending on residency confirmation.

The Oak Park Department of Public Health is notified of positive tests as established by state and local public health protocol. Because of privacy laws, no additional information can be released about the individuals. It is noted, that privacy precludes location information regarding individuals tested to anyone other than Public Health Officials and First Responders.

The Oak Park Department of Public Health is working closely with officials from the Illinois Department of Public Health (IDPH), investigating and notifying anyone who may have had exposure to the individual who tested positive for COVID-19. Local public health officials, hospitals and first responders are following protocols consistent with the latest guidance from the Centers for Disease Control and Prevention (CDC).

Vaccination Dashboard through March 15, 2021

Total Doses Administered by Oak Park Public Health Department	4,951
Doses Allocated to Oak Park Hospitals & other Vaccination Partners	9,322
Doses Administered by Oak Park Public Health Department Week of March 8	795
Doses Administered by Oak Park Public Health Department Week of March 1	1,065
Oak Park Residents Fully Vaccinated	9,050

The Village’s Public Health Department continues to administer vaccinations by appointment only. Appointments can be scheduled with the Village by pre-registering at www.oak-park.us/vaccine.

The Village has invited all pre-registered residents over the age of 65 to schedule an appointment. Some residents have declined based upon the date and/or time available. In these instances when a future clinic date is available, the Village has re-invited residents. Essential works in Phase 1a and Phase 1b (as defined in the Illinois COVID-19 Vaccination Plan issued by the Illinois Department of Public Health and most recently updated on FEBRUARY 11, 2021, Version V6.1). The Village is also beginning to invite pre-registered Phase 1b Part 2 residents to future clinics.

The Village is limiting vaccinations at this time to individuals 18 years of age and older due to specific limits of vaccine type we have available for first doses currently.

Outreach to Residents on the importance of a Vaccine

Village staff is working with multiple community organizations to communicate to targeted groups of residents who may be reluctant to take the COVID-19 vaccine. The Communications Department created and aggregated a range of informational materials that can be used by organizations who best reach these populations. The materials are posted on the Village website at www.oak-park.us/vaccineoutreach. Organizations can download and print the items they choose in either English or Spanish. In addition, staff has offered to supply printed materials at any organization’s request. The Community Relations Department is working directly with the

Community of Congregations, which likely will be among the best channels for making sure those most reluctant to get vaccinated have the facts to make an informed decision.

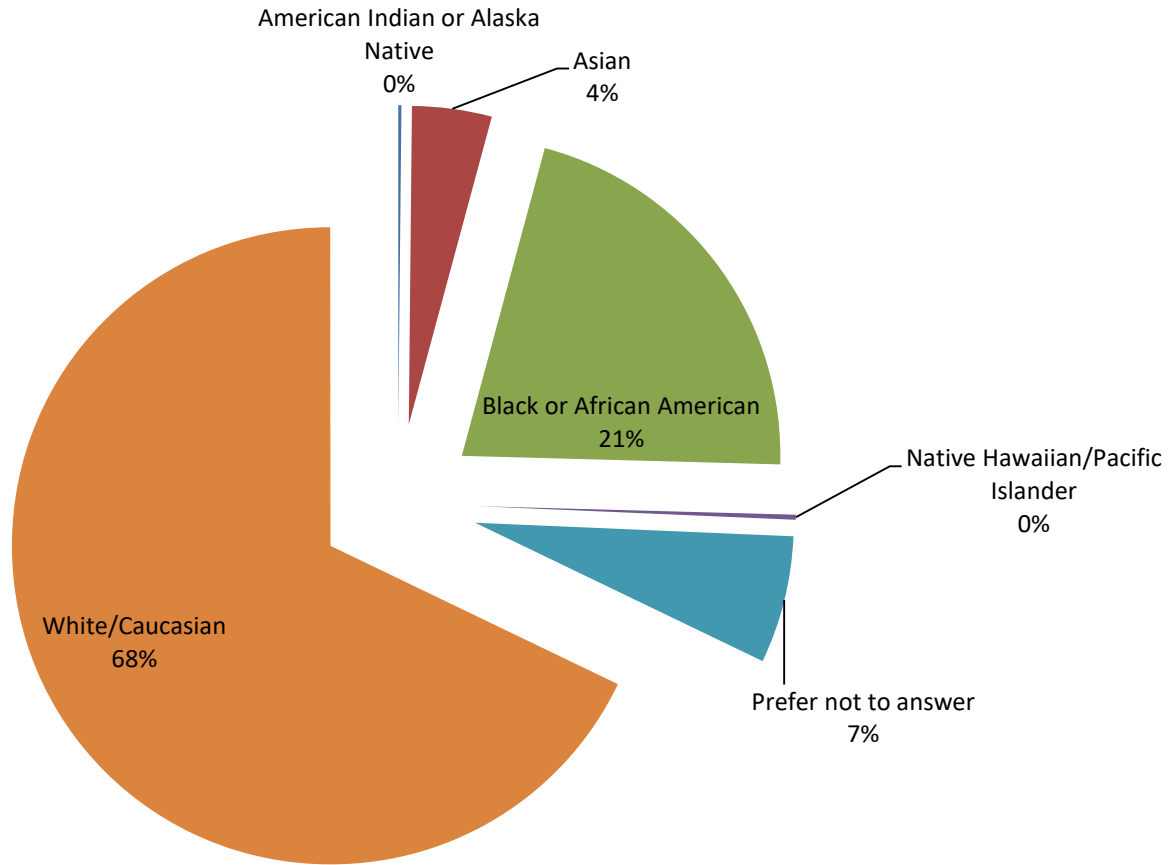
One Year since Declaration of an Emergency Affecting Public Health

Saturday, March 13, 2021, marked the one year anniversary of the Village Board's Declaration of an Emergency Affecting Public Health, which was subsequently extended on multiple occasions and currently continues through June 15, 2021. While the totality of what has occurred in the last twelve months is substantive, a few statistics to note include:

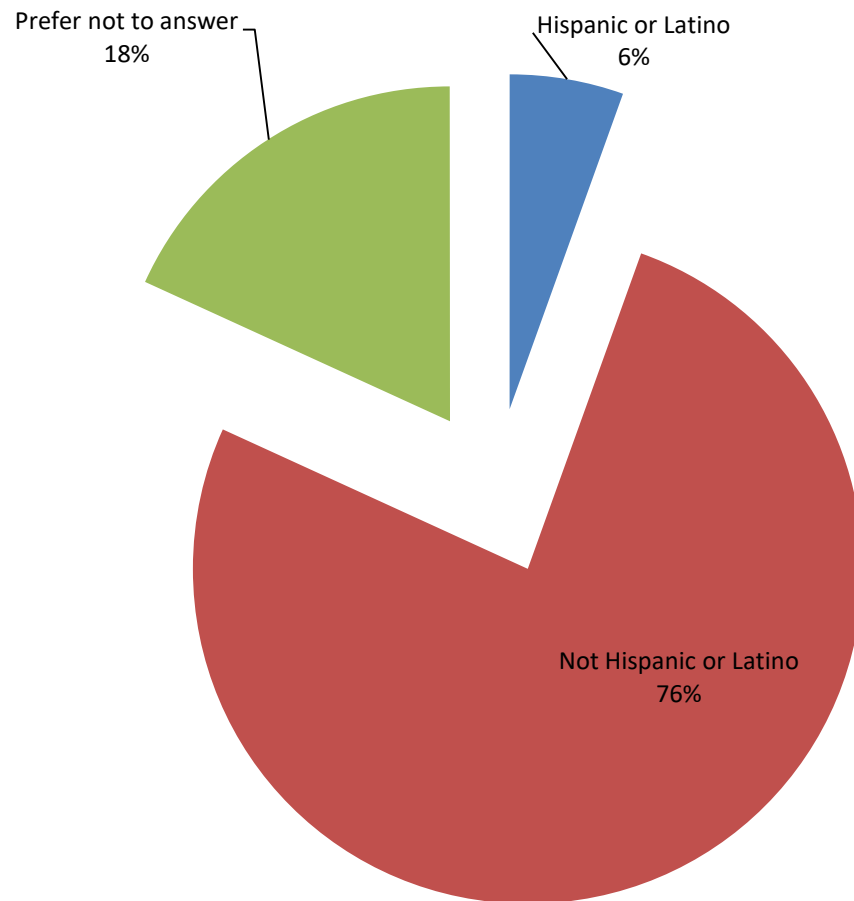
During the first year of the pandemic:

- There have been 2,808 residents who have tested positive for COVID-19 which is roughly 1 in 18 residents
- There have been 49 residents who have died with the cause attributed to COVID-19, the youngest for 48 years old and the oldest was 102.
- more than 9,000 residents have been fully vaccinated and another 14,000+ have received a first dose of vaccine from either the Village's Public Health Department or other health care providers
- The Village's Public Health Department, with support of Village Staff and volunteers have held 33 vaccination clinics for those eligible to receive a vaccine

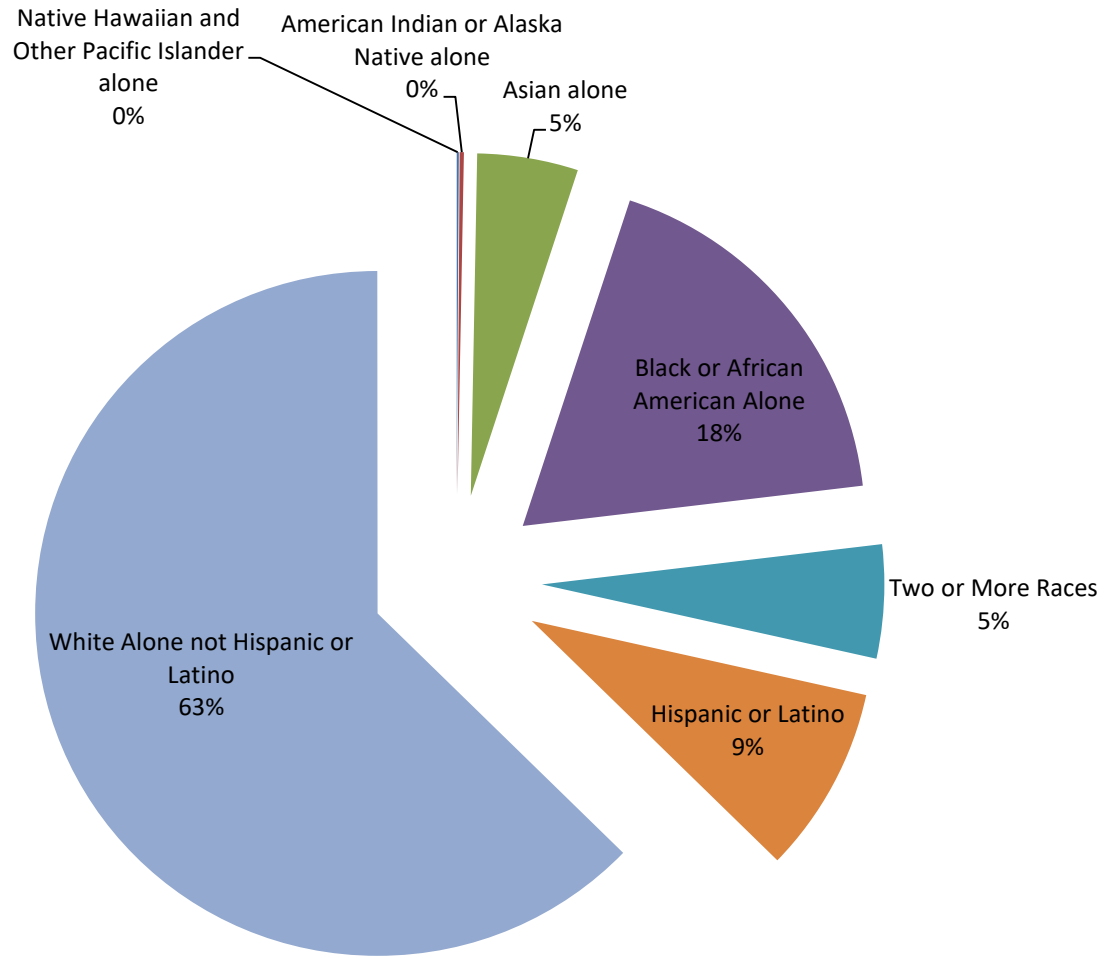
Oak Park Residents by Race Vaccinated by Oak Park Public Health Dept



Oak Park Residents by Ethnic Group Vaccinated by Oak Park Public Health Dept



Oak Park Census Quick Facts Race and Hispanic Origin



Public Health Data

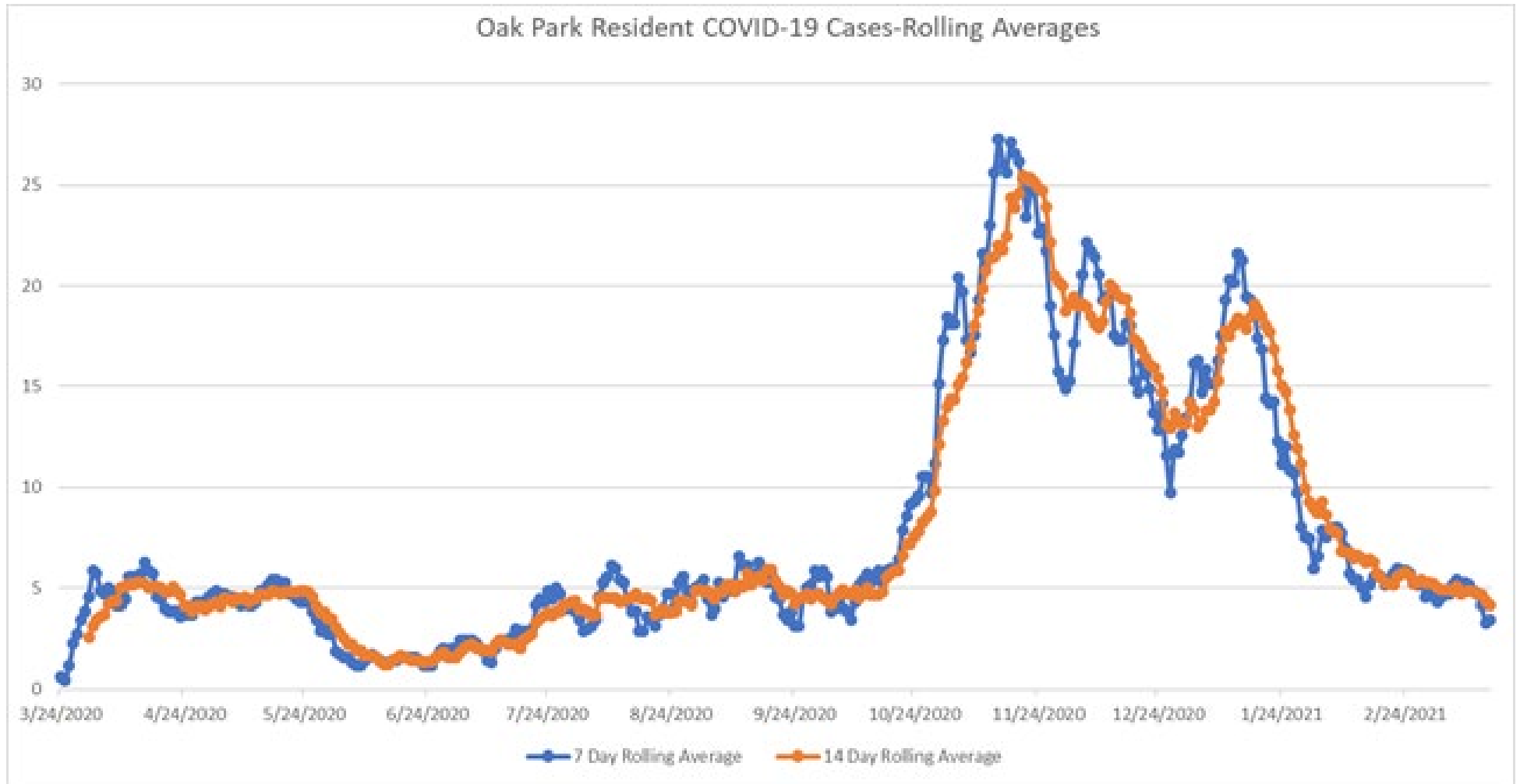
Interim Public Health Director Terry has shared the following data related to COVID-19.

“New cases per 100,000 People”. This metric looks at the number of recent COVID-19 cases per 100,000 people to describe the potential number of people who are currently ill and may be infectious. This is the number of new cases reported by IDPH in the previous week. Calculated as a rate = [Village of Oak Park case count for 7 days] / [Village population] x100,000.

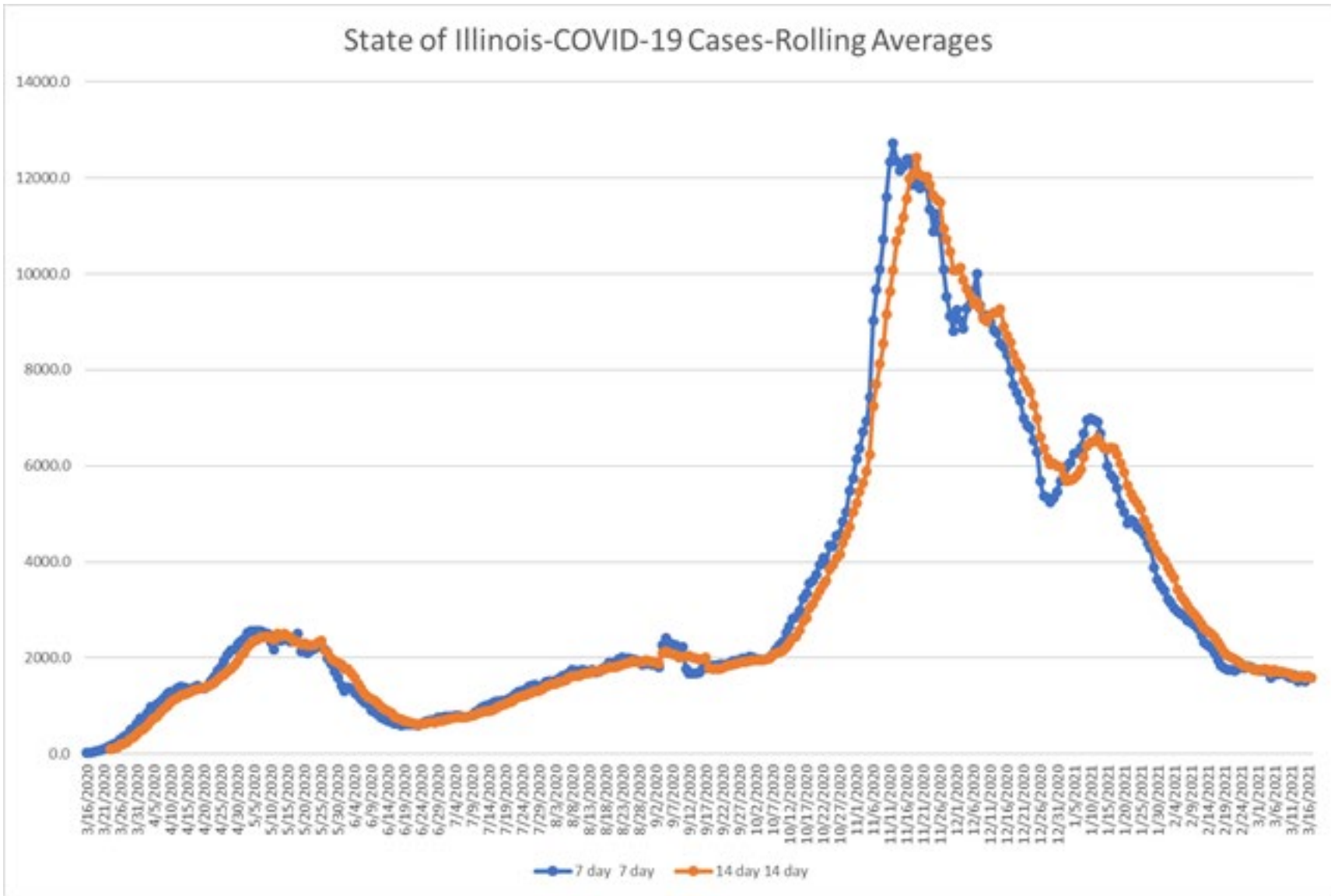
- Oak Park rate: 46/100,000
- Cook County rate: 78/100,000 (2/21/2021 to 2/27/2021)
- Target for County-level data: Cases for the week are fewer than 10 or the rate is fewer than 50 cases per 100,000 people
- Warning for County-level data: New case rate is greater than 50 cases per 100,000 people

AGE RANGE DATA – OAK PARK

Age Range	Total	% of Cases
0-4	72	2.6%
4-13	145	5.1%
14-19	270	9.6%
20-29	491	17.4%
30-39	442	15.7%
40-49	427	15.1%
50-59	415	14.7%
60-69	277	9.8%
70-79	168	6.0%
80-89	67	2.4%
90-99	45	1.6%
Total	2819	



Oak Park: 7 & 14 Day Rolling Averages: 7 day is 3 and 14 day 4



7 & 14 Day Rolling Averages: 7 day is 1,579 and 14 day 1,589