



May 12, 2021

**COVID-19 Status Report  
Oak Park Village Board of Trustees**

To: Village President and Village Board of Trustees

Fr: Cara Pavlicek, Village Manager

The memo is a weekly status report presented Wednesdays and provides a brief summary of information regarding Village of Oak Park operational activities in response to COVID-19, with an increasing focus on vaccination administration and allocation. In most cases, formal public guidance or employee guidance has been publicly disseminated via the Village website or Village social media channels.

**New Public Health Guidance**

Today, the Village of Oak Park Department of Public Health received notification of the following new COVID-19 cases:

<u>Date</u>	<u># of Cases</u>	<u>Age of Cases</u>
May 6th	6	<20 to 30s
May 7th	2	<20 to 30s
May 8th	1	<20
May 9th	12	<20 to 30s
May 10th	3	<20 to 30s
May 11th	4	<20 to 40s
May 12th	0	N/A

Excluding individuals for which street addresses are not yet determined, the State of Illinois reports a total of three thousand and eighty-six (3114) Oak Park COVID-19 cases. It is important to note that as patient tracking and case follow-up occurs, individuals listing the number of Oak Park cases reported may change depending on residency confirmation.

The Oak Park Department of Public Health is notified of positive tests as established by state and local public health protocol. Because of privacy laws, no additional information can be released about the individuals. It is noted, that privacy precludes location information regarding individuals tested to anyone other than Public Health Officials and First Responders.

The Oak Park Department of Public Health is working closely with officials from the Illinois Department of Public Health (IDPH), investigating and notifying anyone who may have had exposure to the individual who tested positive for COVID-19. Local public health officials, hospitals and first responders are following protocols consistent with the latest guidance from the Centers for Disease Control and Prevention (CDC).

### Vaccination Dashboard through May 10, 2021

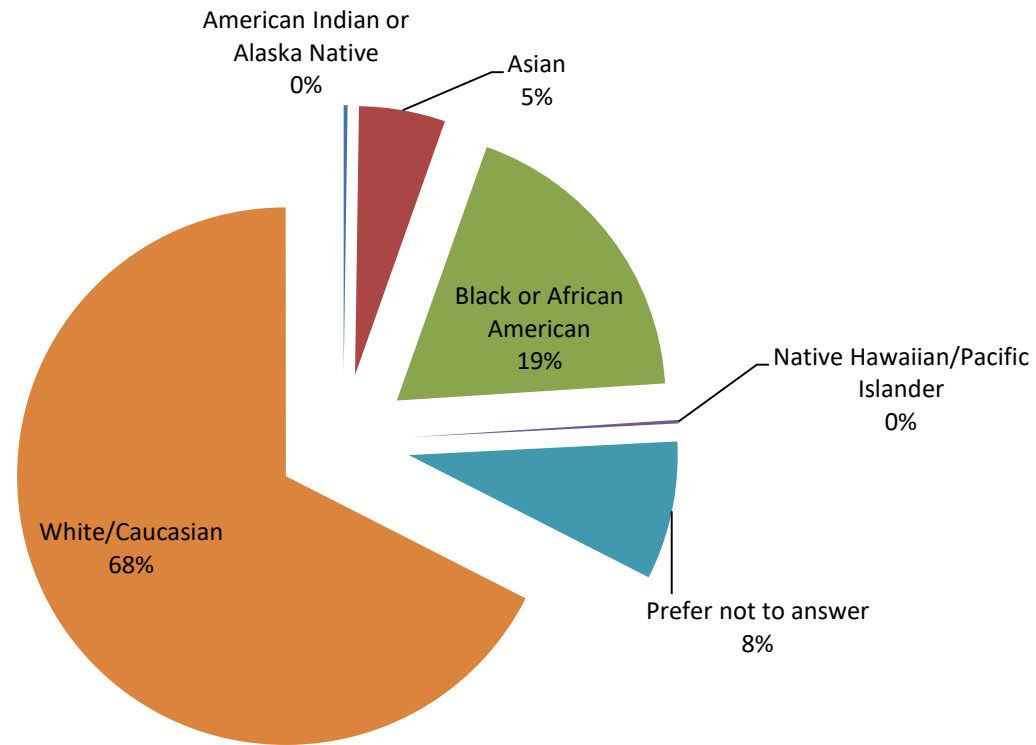
Total Doses Administered by Oak Park Public Health Department	11,458
Doses Allocated to Oak Park Hospitals & other Vaccination Partners	14,464
Doses Administered by Oak Park Public Health Department Week of April 26	730
Doses Administered by Oak Park Public Health Department Week of May 3	514
Oak Park Residents Fully Vaccinated	23,818

Through May 10, 2021, there have been 23,818 Oak Park residents fully vaccinated which reflects a rate of 46% of the Village’s population.

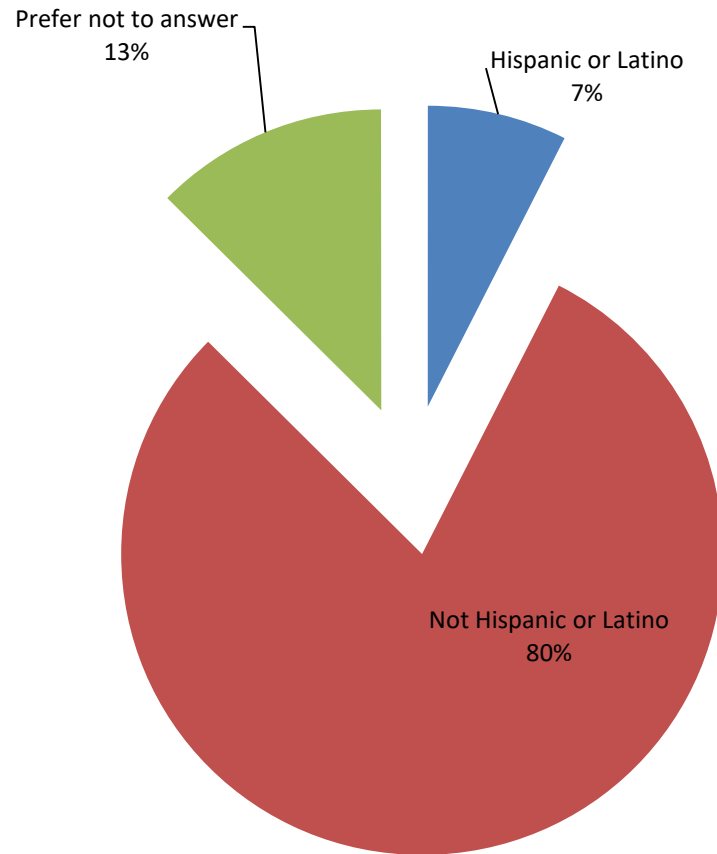
The Village is pre-registering all residents who are 12 years of age and older with the approval of vaccine for 12 – 15 years with the Pfizer vaccine. The Village expects to notify those pre-registered within the next few days of appointments this month for a Pfizer vaccine in Oak Park.

As the pace of residents who are being vaccinated is slowing, Village staff continues to address vaccine hesitancy while also working to make sure residents are aware of local vaccination opportunities. Prior efforts have included distribution more than 1,000 copies of the Health Department’s *Ways to Get Vaccinated flyer* through School District 97 and School District 200’s weekly meal distribution programs. In addition to the school districts, Oak Park Public Library, the Park District of Oak Park and Oak Park Township also have answered the Village’s request to help spread the word about vaccine availability, safety and efficacy with their respective audiences. The Village has reached out directly to restaurants, barber shops and beauty salons to offer vaccine appointments to employees and has enlisted the support of local landlords in sharing vaccine information with residents. The Village was also on site sharing vaccine information at Oak Park Township’s recent Prescription Drug Takeback event. All of these efforts are in addition to ongoing messages about vaccine availability being shared community-wide via the Village’s social media channels and e-news subscriber list. A range of outreach materials from local, state and federal health officials intended to address vaccine hesitancy is posted on the Village website at [www.oak--park.us/vaccineoutreach](http://www.oak--park.us/vaccineoutreach).

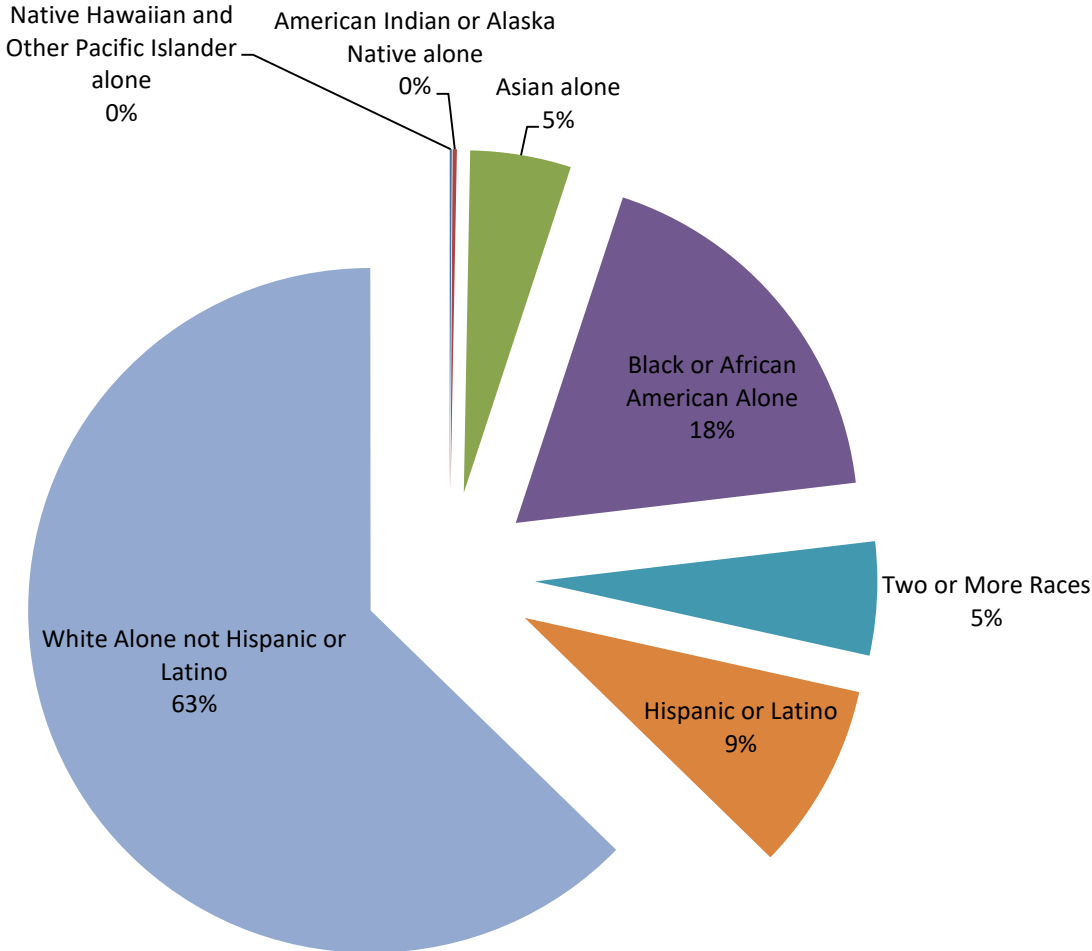
## Oak Park Residents by Race Vaccinated by Oak Park Public Health Dept



## Oak Park Residents by Ethnic Group Vaccinated by Oak Park Public Health Dept



# Oak Park Census Quick Facts Race and Hispanic Origin



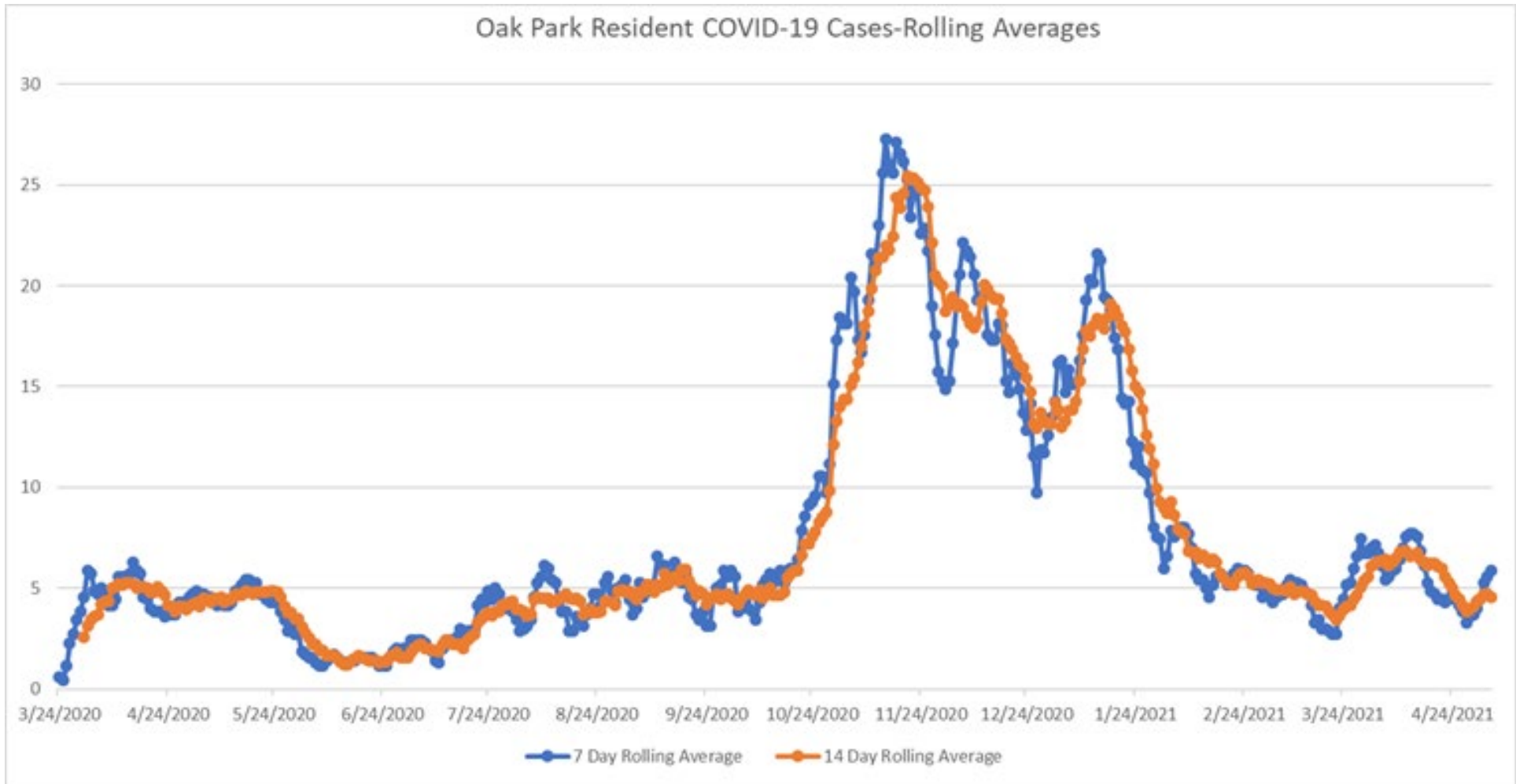
## Public Health Data

“New cases per 100,000 People”. This metric looks at the number of recent COVID-19 cases per 100,000 people to describe the potential number of people who are currently ill and may be infectious. This is the number of new cases reported by IDPH in the previous week. Calculated as a rate = [Village of Oak Park case count for 7 days] / [Village population] x100,000. The State is using this metric, <https://www.dph.illinois.gov/countymetrics?county=Cook> as one of several indicators that measure the health burden of COVID-19 in each Illinois County.

- Oak Park rate: 79/100,000
- Cook County rate: 153/100,000 (4/25/2021 to 05/07/2021)
- Target for County-level data: Cases for the week are fewer than 10 or the rate is fewer than 50 cases per 100,000 people
- Warning for County-level data: New case rate is greater than 50 cases per 100,000 people

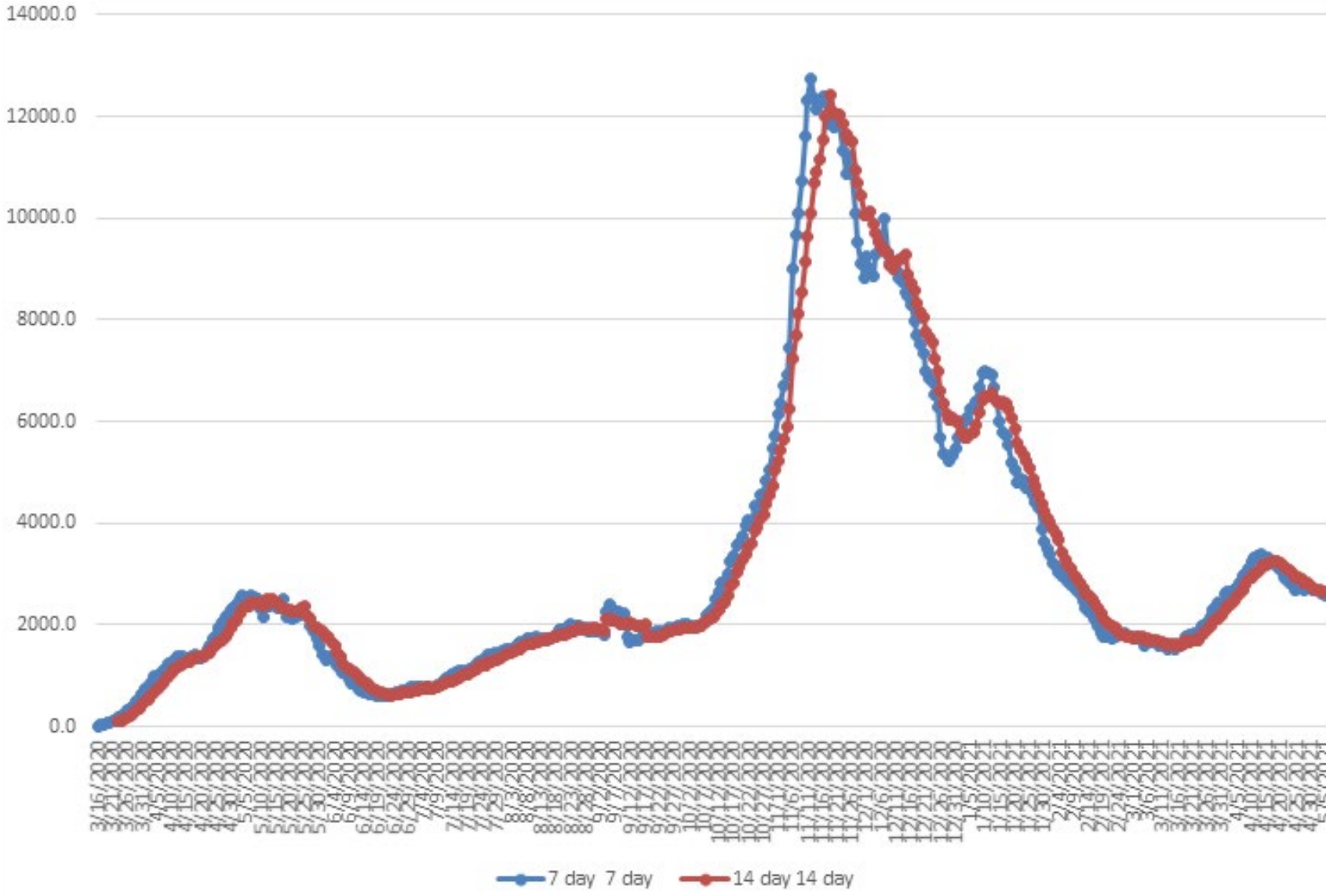
### AGE RANGE DATA – OAK PARK

Age Range	Total	% of Cases
0-4	77	2.5%
4-13	177	5.7%
14-19	302	9.6%
20-29	551	17.7%
30-39	484	15.5%
40-49	482	15.4%
50-59	456	14.6%
60-69	292	9.3%
70-79	179	5.7%
80-89	68	2.1%
90-99	46	1.5%
Total	3114	



Oak Park: 7 & 14 Day Rolling Averages: 7 day is 6 and 14 day 5

# State of Illinois-COVID-19 Cases-Rolling Averages



7 & 14 Day Rolling Averages: 7 day is 2,563 and 14 day 2,632