



**2017**



# **Adopted Budget**

Village of Oak Park, Illinois

Dec. 5, 2016



GOVERNMENT FINANCE OFFICERS ASSOCIATION

*Distinguished  
Budget Presentation  
Award*

PRESENTED TO

**Village of Oak Park  
Illinois**

For the Fiscal Year Beginning

**January 1, 2016**

Executive Director

**Village of Oak Park**  
**Fiscal Year 2017 Adopted Budget**  
**Table of Contents**

Start  
Page  
Number

**INTRODUCTION**

1	Village Manager Transmittal Letter
14	Budget Calendar/Timeline
16	Budgetary Process
18	Financial Policy Summary

**BUDGET SUMMARY**

21	Village Organization Chart
22	Full Time Equivalent Summary
29	Economic Incentive Summary
30	Partner Agency Summary
31	Inter-fund Transfer Schedule
32	Net Revenues Excluding Inter-fund Transfers In
33	Net Expenses Excluding Inter-fund Transfers Out
34	Debt Service Levy Summary
35	Village Levy Summary
36	Graph- Special Revenue Funds
37	Graph- Capital Improvement Funds
38	Graph- Internal Service Funds
39	Graph- Enterprise Funds
40	Financial Summary- All Funds

**GENERAL FUND**

41	Executive Overview
42	Revenue Definitions
44	Expenditure Definitions
46	Graph- General Fund Revenues
47	Graph- General Fund Expenditures
48	Budget Summary by Department
49	Budget Summary and Historical Actuals by Department
50	Expenditure Budget by Category
51	Revenue Summary
56	Administrative Adjudication Organizational Chart
57	Administrative Adjudication Executive Overview
58	Administrative Adjudication Budget
59	Administrative Services Organizational Chart
60	Administrative Services VMO Office Executive Overview
64	Administrative Services VMO Office Budget
65	Administrative Services Communications Executive Overview
67	Administrative Services Communications Budget
68	Administrative Services Human Resources Executive Overview
71	Administrative Services Human Resources Budget
73	Administrative Services Law Executive Overview
74	Administrative Services Law Budget

**Village of Oak Park  
Fiscal Year 2017 Adopted Budget  
Table of Contents**

Start  
Page  
Number

**GENERAL FUND**

75	Community Relations Organizational Chart
76	Community Relations Executive Overview
78	Community Relations Budget
79	Development Customer Services Organizational Chart
80	Development Customer Services Executive Overview
87	Development Customer Services Budget
94	Finance Organizational Chart
95	Finance Executive Overview
97	Finance Budget
99	Fire Organizational Chart
100	Fire Executive Overview
104	Fire Budget
109	Public Health Organizational Chart
110	Public Health Executive Overview
116	Public Health Budget
118	Information Technology Organizational Chart
119	Information Technology Executive Overview
121	Information Technology Budget
123	Police Organizational Chart
124	Police Executive Overview
127	Police Budget
130	Public Works Organizational Chart
131	Public Works Executive Overview
139	Public Works Budget
150	Village Clerk Organizational Chart
151	Village Clerk Executive Overview
153	Village Clerk Budget
154	Village President & Board of Trustees Executive Overview
155	Village President & Board of Trustees Budget

**Village of Oak Park  
Fiscal Year 2017 Adopted Budget  
Table of Contents**

Start  
Page  
Number

**SPECIAL REVENUE FUNDS**

156	Executive Overview
157	Bullet Proof Vest Grant Budget
158	Community Development Block Grant Overview
159	Community Development Block Grant Budget
162	Community Development Loan Overview
163	Community Development Loan Budget
164	Downtown TIF Overview
165	Downtown TIF Budget
166	Earth Fest Overview
167	Earth Fest Budget
168	Emergency 911 (Closed Fund- Historical Only)
169	Emergency Solutions Grant Budget
170	Farmers Market Overview
171	Farmers Market Budget
172	Federal RICO Overview
173	Federal RICO Budget
174	Foreign Fire Insurance Overview
175	Foreign Fire Insurance Budget
176	Harlem Garfield TIF Overview
177	Harlem Garfield TIF Budget
178	Health Department Grant Budget
183	Keep Oak Park Beautiful Budget
184	Lead Hazard Grant Budget
185	Madison Street TIF Overview
186	Madison Street TIF Budget
187	Motor Fuel Tax Overview
188	Motor Fuel Tax Budget
189	Special Service Area #1 Overview
190	Special Service Area #1 Budget
191	Special Service Area #7 Overview
192	Special Service Area #7 Budget
193	Sustainability Fund Overview
194	Sustainability Fund Budget
195	Travel, Training & Wellness Budget

**CAPITAL IMPROVEMENT FUNDS**

196	Executive Overview
197	Building Improvement Overview
198	Building Improvement Budget
199	Equipment Replacement Overview
200	Equipment Replacement Budget
201	Fleet Replacement Overview
202	Fleet Replacement Budget
203	Capital Improvement General Overview
204	Capital Improvement General Budget
208	Lake and/or Forest Redevelopment Budget
209	Colt Westgate Redevelopment Budget
210	South and/or Harlem Redevelopment Budget

**Village of Oak Park  
Fiscal Year 2017 Adopted Budget  
Table of Contents**

Start Page <u>Number</u>	
	<b><u>ENTERPRISE FUNDS</u></b>
211	Executive Overview
212	Environmental Services Overview
214	Environmental Services Budget
216	Parking Organizational Chart
217	Parking Overview
219	Parking Budget
225	Water & Sewer Overview
227	Water & Sewer Budget
	<b><u>INTERNAL SERVICE FUNDS</u></b>
233	Executive Overview
234	Debt Service Overview
235	Debt Service Budget
237	Health Insurance Fund Overview
238	Health Insurance Fund Budget
239	Self Insured Retention Fund Overview
240	Self Insured Retention Fund Budget
	<b><u>FIDUCIARY FUNDS</u></b>
241	Executive Overview
242	Fire Pension Budget
243	Police Pension Budget
	<b><u>APPENDIX</u></b>
244	Glossary of Terms
248	Assessed Property Valuations by Category
249	Principal Employers
250	Principal Property Taxpayers
251	Pension Summary
252	Village Bond Rating Information
253	Debt Maturity Schedules by Bond Issue
269	Debt Outstanding Balance Summary
270	Sales Tax Historical Data
271	Tax Levy Historical Summary

## **Village Manager's Budget Message**

**Date:** December 5, 2016  
**To:** Village President and Board of Trustees  
**From:** Cara Pavlicek, Village Manager  
**Re:** FY2017 Budget  
**Cc:** Department Directors

### **Introduction**

The enclosed recommended budget for Fiscal Year 2017 (FY17) is presented for your review and adoption. The budget was developed following a number of internal discussions including individual meetings with all Village Department Directors, the Village Clerk and the six not-for-profit organizations<sup>1</sup> which have a service agreement contract with the Village for FY16 funding and have requested Village funds in FY17. This document additionally incorporates the review of the Finance Committee of the Village Board which met on October 10 and 24, 2016 to review and discuss the draft recommended budget as well as the Village Board discussion from November 7, 14 and 21, 2016.

Appreciation is extended to Village staff for their dedication and expertise that was offered in the development of the recommended budget and I would like to specifically note the extensive time commitment of CFO Drazner and all Department Directors.

Consistent with past practice, on June 20, 2016, the Finance Committee of the Village Board reviewed the independent annual audit and CAFR for the year ending December 31, 2015. The full Village Board reviewed the Audit on June 27, 2016 as part of a special meeting to discuss Village Finances in advance of staff work to begin preparations for presentation of this document. The Village Board also met on July 25, 2016, in a special meeting to discuss the Police and Fire Pension.

---

<sup>1</sup> Oak Park Area Convention and Visitors Bureau, Oak Park Area Arts Center, Oak Park Economic Development Corporation, Oak Park Housing Authority, Oak Park Residence Corporation and the Oak Park Regional Housing Center

This is the second year in which staff has formally presented a full five year Capital Improvement Plan (CIP) for review by the Finance Committee over two meetings – on August 29 and September 12, 2016. The CIP was subsequently forwarded to the Village Board on September 19, 2016, reviewed October 4, 2016 and accepted October 17, 2016. The development of a detailed five year capital plan is an important tool for the Village to utilize in its financial planning. In addition, the first year of the plan serves as the basis of the capital funding included in the FY17 Recommended budget for all Capital Funds as well as the capital portion of the Enterprise Funds for Parking as well as Water & Sewer.

The draft of the FY17 Recommended Budget has been reviewed by the Finance Committee of the Village Board as follows:

1. October 7, 2016, Recommended FY17 Budget was posted on the Village website and made publicly available.
2. October 10, 2016, Village Board Finance Committee met to review and discuss the Fire and Police Pension Funds
3. October 24, 2016, Village Board Finance Committee met to review and discuss:
  - a. General Fund
  - b. Internal Service Funds
    - i. Review of Health Insurance Fund
    - ii. Review of Self Insured Retention Fund
    - iii. Review of Debt Service Fund
  - c. Enterprise Funds
    - i. Parking
    - ii. Water & Sewer
    - iii. Environmental Services
  - d. Special Revenue Funds

The Village Board of Trustees reviewed the FY17 Recommended Budget as follows:

- a. November 7, 2016, Village Board held the Truth in Taxation Notice and Public Hearing on Budget and heard the 1<sup>st</sup> Reading of several ordinances related to user fees and utility taxes
- b. November 14, 2016, Village Board held a special meeting to review the recommended budget
- c. November 21, 2016, Village Board held a Public Hearing on the recommended FY17 Budget and adopted several ordinances related to user fees and utility taxes



## **FY17 Administrative Considerations**

Throughout the administrative preparation of the budget there have been conscientious deliberations about increasing demands for Village services and the cost to provide those services. Additionally, the development of the FY17 budget has taken into account the following considerations into the proposed service levels:

### **1. Village Board Goals**

The Village Board reviewed its goals and adopted updates in September of 2015. The Board reaffirmed its core values to be Fiscally Responsible and Accountable as well as to Communicate & Celebrate Success and Build Trust.

The Board additionally reaffirmed, refined and established the following objectives:

*Objective 1 - Economic Development: Create an environment for Economic Development that includes a clear comprehensive approach that meets needs of diverse constituents which results in increased commercial vitality village-wide. Focus on retention, recruitment and reinvestment. Prioritize big ideas and unique opportunities that brand Oak Park as a distinctive, one-of-a-kind community.*

*Objective 2 - Intergovernmental Relations: Collaborate with other taxing bodies and neighboring communities to share resources and address commonly shared community issues that maximize efficient use of the tax dollars.*

*Objective 3 - Service Delivery: Deliver services to internal and external customers in an efficient, responsive, accurate, professional, welcoming and friendly manner.*

*Objective 4 - Minimize the Impact of the Eisenhower Expressway on our Community: Prior to year-end 2015, develop multiple coordinated strategies to address the Eisenhower Expressway redevelopment in a manner that will maximize all opportunities for Oak Park.*

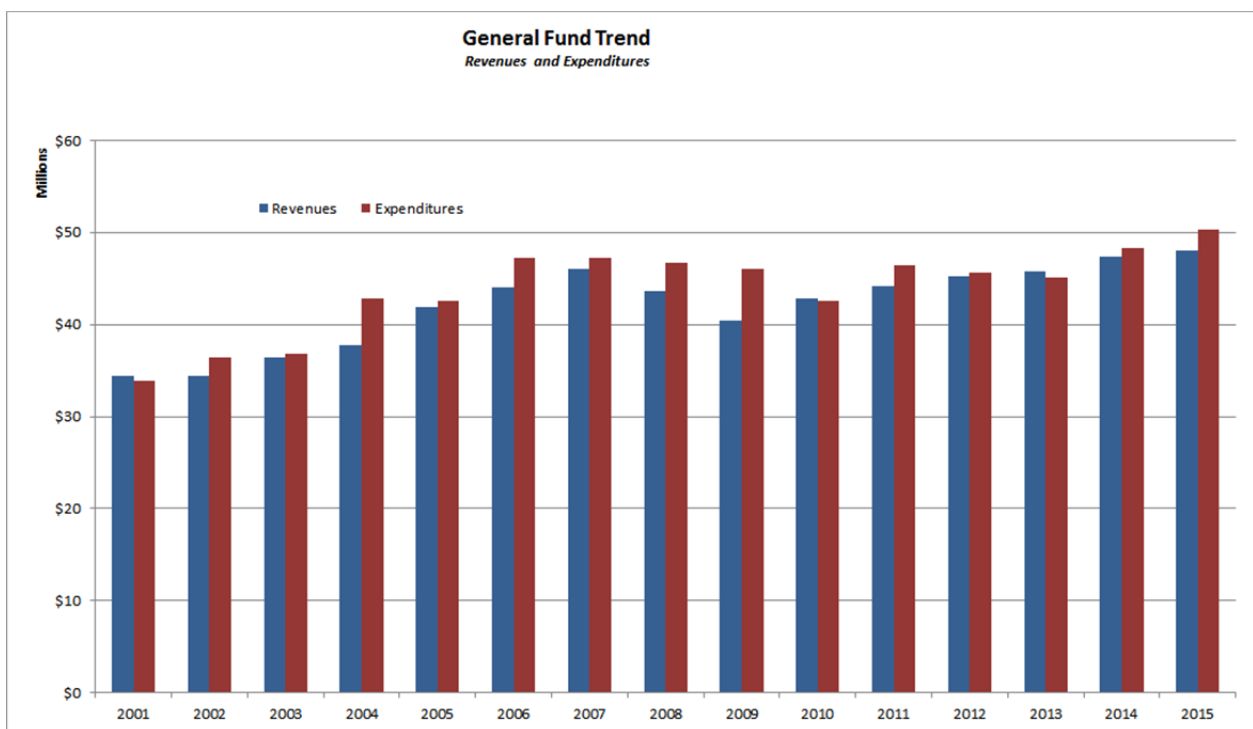
*Objective 5 - Revisit Parking Systems: Over the next 24 months, revisit the overall parking systems within Oak Park in a holistic manner. Consider neighborhoods and business districts in order to understand the impact on residents, visitors and employees in the community.*

## 2. Financial Stability

Looking forward to 2017, the Village's long term financial stability continues to be a key driver in decisions that are made in the Budget and reflect:

- Stable staff levels despite increasing trends in demands for services; and
- Increased funding for the State established fire and police pensions; and
- Continued focus on investing in technology to improve the efficiency and effectiveness of service delivery with customer service as a focus; and
- Continued capital investment in critical public infrastructure to ensure systems operate safely and effectively which include our fleet for police, fire and snow removal, the water distribution system and the public street and sidewalk system.

When focused on the Village's General Fund, which captures operating expenditures, the chart below tracks General Fund revenues and expenditures from 2001 – 2015.



## 3. Public Infrastructure and Capital Planning

The Village will celebrate the 115<sup>th</sup> Anniversary of its incorporation in 2017. Staff has developed a comprehensive five year Capital Improvement Plan (CIP) and the first year of this plan is the foundation for capital projects in FY17 and allows the Village to identify and evaluate the state of the Village's infrastructure and plan for the associated costs.

For the third year, the Budget continues to provide for an increase in resources for alley and street improvements. Based upon earlier discussions with the Finance Committee - staff has continued the aggressive five year schedule to invest an additional \$20 million in alley and street infrastructure to be funded with a general obligation bond issue.

Under prior Village Board action, fees to pay for this new debt are generated via a portion of the Vehicle Sticker annual fee and a capital fee applied to refuse collection. Each fee is linked to the respective capital investments (e.g. vehicle stickers to streets and garbage collection to alleys). The annual debt service projected for this program over 20 years at a 3% interest rate is \$1.3 million. Specifically, the budget contains offsetting revenue for annual debt service via a portion of the Vehicle Sticker fee (starting in FY16) and a capital customer charge for garage collection services of \$2.50 per month (starting in FY14).

It is also noted that the FY17 budget continues with the implementation of recommendations from the 2014 Water and Sewer Rate study which identified steps towards addressing the condition of the Village's water and sewer system, as a result of community age.

#### **4. Technology**

IT Staff in conjunction with the Village Manager and Department Directors have remained focused on the implementation of the priorities established in the IT Strategic Plan. The Plan, which was presented initially to the Village Board on February 24, 2014 proposed a multi-year prioritization of core infrastructure needed to maintain and enhance Village government operations. The Plan was then presented to the citizen advisory board, Civic Information Systems Commissions (CISC), April 17, 2014. The CISC endorsed the use of the priority list established in the strategic plan. On August 4, 2014, the Village Board accepted the IT Strategic Plan and directed staff to proceed with the necessary actions for the Village to become a member of the area GIS Consortium which was a key priority action identified in the IT Strategic Plan. That action supported the implementation of new technologies for Village services also prioritized in the Plan. Since 2014, the IT Strategic Plan has been re-presented annually to the Civic Information Systems Commission (CISC) in the form of a status update and then forwarded to the Village Board for review and approval.

Since 2014 significant progress has been made towards the key technology priorities established in the Plan, including:

- Oak Park adopted an Intergovernmental Agreement with the Consortium (GISC) - a public entity consisting of local governments that work collectively to achieve the benefits of GIS and related technologies.
- Using the GIS platform, CityView (aka VillageView) - a new software solution for permitting, inspections and licensing, was implemented.
- A new Computer Aided Dispatch (CAD) system through the Village's partnership within the West Suburban Consolidated Dispatch Center (WSCDC) was implemented via an upgraded software system. The upgrade to the 911 CAD system is of significant importance to emergency services.
- A replacement ERP system for PeopleSoft has been procured and implementation is underway for the Village's core financials and accounts payable. In addition, the new ERP will replace the Village's separate systems for cashiering (Core) and utility billing (MSI) and payroll (ADP).

Evaluation of the staff recommendation to begin a multi-year update of the Village's wholly owned municipal fiber network has been deferred from the FY17 Budget Recommendations, however, active planning and evaluation of options to update and replace the existing fiber systems with a public or private (or combined solution) is being placed into the Civic Information Systems Commission (CISC) workplan as a priority in order to recommended options to be presented to the Village Board in 2017. The current network is nearing the end of its useful life and supports the Village traffic signal system, police and fire communications, parking revenue collections in the three public parking garages and various parking lots in the business districts. The fiber network is also the backbone of all other Village internal data communication for operating departments' supporting core systems such as telecommunications, GIS, VillageView, 911 CAD, Video & Keycard, ERP and Records Information Management systems.

## **5. Public Private Partnerships**

The Village has a number of public services that are provided in the Village via contractors. While many are provided via a competitive bidding process (such as snow removal or public infrastructure improvements) the Village has a class of contracts with various entities, commonly not-for-profit groups that are collectively referred to as "Partner Agencies" and others that are provided via Intergovernmental Cooperation Agreements supported via a contract for services.

The FY17 Budget includes within the General Fund a total of \$1,668,500 for the Village to enter into contracts with not-for-profit entities hereby defined as Partner Agencies including the Regional

Housing Center, Oak Park Residence Corporation, Oak Park Area Convention and Visitors Bureau, Oak Park Economic Development Corporation and Oak Park Area Arts Council. The recommended budget was not able to meet requests for new services as requested by Partner Agencies in the case of the Regional Housing Center. As a part of the Finance Committee review staff will seek direction as to the alignment of the Partner Agencies with the overall Village Goals.

The FY17 Budget also includes, within the General Fund, funding for the Village to honor existing intergovernmental agreements for youth services including the Youth Interventionist Program via the Oak Park Township and Early Childhood Services via School District 97 and 200.

**6. Operational Needs**

During the current fiscal year, Department Directors have identified and requested funding for important operational/service needs for which funding is recommended. Service level demands continue to trend higher Oak Park, especially in terms of emergency response:

<b>Calls for Service</b>	<b>2013</b>	<b>2014</b>	<b>2015</b>	<b>2016 thru 8/31</b>
<b>Police</b>	33,155	32,651	34,529	45,532
<b>Fire</b>	6,016	6,419	6,731	4,861

It is noted however, that despite the trends in terms of increasing calls for service, in terms of police services, the Village experienced an overall decrease of 2 percent in crime for 2016 January-August as compared to the same period last year.

Within the Police Department an increase of \$90,000 is included for the acquisition and deployment of tasers to all on duty officers in 2017. Subject to adoption of the General Fund budget, the Police Department would provide for deployment of the equipment to every on duty officer as a standard issue/required equipment under the authority of the Police Chief. It is important to note that the Police Chief has advised his intent to deploy tasers to on-duty sworn staff, subject to the budget appropriation and is proposed to improve officer safety and reduce lost work time due to injuries. The use of less lethal munitions, such as a taser, are not intended to reduce time spent de-escalating a situation or negotiating with an individual to comply with the lawful directions of an officer to stop potentially dangerous behavior.

The Village Manager’s Office continues to make labor relations a key priority. The Human Resources Department has been re-organized under a new Director and all nine Village collective bargaining agreements are current as follows:

1. IAM Local 701 CBA expires 12/31/18
2. IAFF Firefighters/fire lieutenants: CBA expires 12/31/17
3. IBEW Local #9: CBA expires 12/31/17
4. SEIU Local 73 – *water/sewer unit*: CBA expires 6/30/2020
5. SEIU Local 73 – *main unit*: CBA expires 12/31/17
6. Teamsters Local 705: CBA expires 3/31/18
7. FOP Community Service Officers CBA expires 12/31/17
8. FOP Police Officers: CBA expires 12/31/17
9. FOP Police Sergeants: CBA expires 12/31/16

The Budget provides funding for all covered employees’ wages and benefits as established in the applicable agreements. In regard to non-union exempt/non-exempt employees, the Budget includes funding for a 2.5% merit based wage increase tied to performance evaluations. This is equitable to the wage increases negotiated in recent CBAs for 2017.

The FY17 budget contains a net decrease in FTEs of 0.5 positions as a result of vacancies and includes a part-time administrative secretary in Human Resources. Within the Public Works Department it is also proposed that one position in the Water and Sewer Division be reclassified from a Water Sewer Worker to a Pump Operator. The position would be competitively filled through an internal posting.

It is important to consider that personnel expenses (wages and benefits) account for 76% of the General Fund budget and consistent with past practice, the FY17 Budget for General Fund expenditures reflect 98 percent of full staffing which is in line with the historical staffing levels. This practice was first implemented in FY13. A review of the prior fiscal years indicates that actual expenditures for salary and benefits are never 100% of the adopted budget amount:

Fiscal Year	Actual Expenditures for Salary & Benefits as a % of Budgeted Expenditures
2009	94.59%
2010	95.94%
2011	98.43%
2012	98.33%
2013	93.26%
2014	93.83%
2015	98.88%

This strategy allows for the adoption of a General Fund budget which more accurately establishes spending and does not require revenue increases and/or expenditure cuts that are not necessary in conjunction with the Village's need to increase the General Fund balance. In regard to salary and benefit costs, it should also be noted that the use of a salvage calculation in budgeting is intended to account for unexpected position turnover during the fiscal year and corresponding position vacancies as well as the possibility that every employee may not be awarded a merit based pay increase due to performance – although such increases are budgeted when required by a CBA or noted herein for non-union personnel. Salvage does not replace partial funding for new positions in anticipation of hiring dates nor does salvage account for Collective Bargaining Agreement wage increases that may occur after the adoption of the budget in the event contract negotiations are not concluded prior to fiscal year end.

### **Overall Financial Summary**

The Village fiscal year begins January 1, 2017 and ends December 31, 2017 and is comprised of 29 active funds plus 28 grant funds. The primary goal of the recommended municipal budget is to establish a foundation for the Village's financial planning and control. Staff is focused on continuing the positive momentum that exists towards sustained financial stability and improving the quality of public services provided to residents and businesses. The Village currently has an underlying bond rating of AA from Standard & Poor's and A1 from Moody's.

Within the Budget, there is an overall increase of approximately \$3.8 million proposed in a property tax levy which equates to a 13.7% percent over the current fiscal year. This increase would cover an additional combined \$2.6 million in contributions to the police and firefighters' pension funds and \$1.2 million dedicated to the corporate and debt service levy. Staff reviewed in detail with the Finance Committee alternative property tax contributions to the police and fire pension funds and carefully considered the current funding level of each pension fund prior to incorporating the pension levy increase of \$1.5 million for the Fire Pension Fund above and beyond the actuarially recommended pension levy of approximately \$9 million. The budget assumes no change in the Village's Equalized Assessed Valuation (EAV) of \$1.3 billion.

While the total municipal budget relies upon a number of sources of revenue, the property tax levy continues to be a focus of judging the fiscal health of the community. Property tax funded Village expenditures were as follows in FY16:

Debt	\$	4,911,029	19%
Police Pension	\$	4,471,964	17%
Fire Pension	\$	3,574,416	13%
General Fund	\$	13,662,408	51%
	\$	26,619,817	

The following chart highlights the proposed changes from FY16 to FY17 for all property taxes levied to support the Village.

	Fiscal Year 2016 Tax Year 2015	Estimated Assessed Valuation	Loss Allowance %	Fiscal Year 2017 Tax Year 2016 Estimated Assessed Valuation
	Actual Assessed Valuation <u>1,334,441,513</u>	<u>1,334,441,513</u>		<u>1,334,441,513</u>
	Tax Year 2015 Extended Levy	Tax Year 2016 Village Levy		Tax Year 2016 Extended Levy
Corporate Levy	14,072,280	15,232,408	3%	15,689,380
Police Pension Levy	4,606,123	4,940,474	3%	5,088,688
Firefighters Pension Levy	3,681,648	5,601,488	3%	5,769,533
Subtotal	<u>22,360,051</u>	<u>25,774,370</u>		<u>26,547,601</u>
Gross Debt Service Levy	7,717,130	8,505,623	5%	8,930,904
Debt Service to be Abated	(2,560,550)	(3,995,524)	5%	(4,195,300)
Subtotal Net Debt Service Levy after Abatement	<u>5,156,580</u>	<u>4,510,099</u>		<u>4,735,604</u>
Total Property Tax Levy Request	27,516,631	30,284,469		31,283,205



In addition to property taxes, sales tax revenues are a significant revenue stream for the Village and are established as follows:

Sales Tax in Oak Park	
State portion	5.00%
Village portion	1.00%
County portion	<u>0.25%</u>
Total Sales Tax by State Regulation- General Merchandise	<u>6.25%</u>
Village Home Rule Retailers' Occupation Tax	1.00%
Cook County Home Rule Retailers' Occupation Tax	1.75%
RTA Sales Tax	<u>1.00%</u>
Total Sales Tax Home Rule- General Merchandise	<u>3.75%</u>
Total Combined Sales Tax- General Merchandise**	<u>10.00%</u>

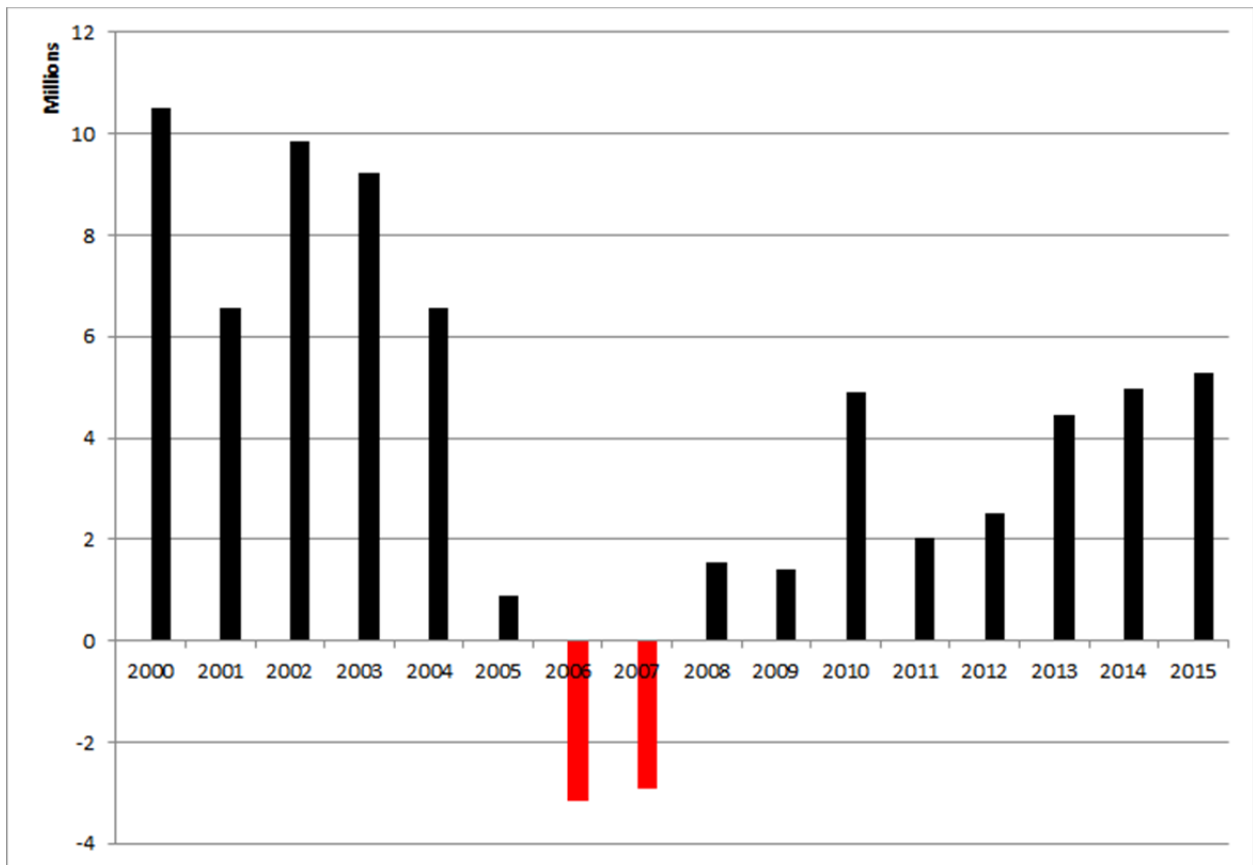
*\*\*Registered property (i.e. vehicles) and eligible food & drugs are taxed at a lower rate*

Total expenditures recommended for FY17 are \$135 million excluding approximately \$27 million in inter-fund transfers out and \$14 million in fiduciary fund expenditures (police and firefighters' pension contributions are captured in the General Fund as expense). The General Fund accounts for 36% of total expenditures, Enterprise Funds such as Water, Sewer, Environmental Services, & Parking comprise 18% of total expenditures, capital funds 15%, and the remaining 31% of expenditures are derived from various Special Revenue, Internal Service, and Fiduciary Funds.

## Fund Balance

Regarding the General Fund, the **Fund Balance Policy** states that an unreserved fund balance goal of no less than 10% or more than 20% of the current year's estimated operational expenses shall be maintained. Of this balance, cash and investments should compose no less than 60%, or 6% of annual operating expenditures. The audited Fund Balance at the end of FY15 was \$5.3 million which fell slightly short of the 10% low end of the range hereby equating to approximately \$5.8 million.

The chart below provides the History of the General Fund Balance, *unreserved*:



In closing, I would like to reiterate the important role played by all employees in the Village Manager's Office, the Finance Department, and each Department Director along with their respective staff for their dedication to Oak Park and their focus on identifying effective and efficient ways to deliver public services on a daily basis.

Sincerely,

A handwritten signature in cursive script that reads "Cara Pavlicek".

Cara Pavlicek  
Village Manager

## Budget Calendar

---

Budget Staff Kick-off	Tuesday, June 14, 2016
Staff Submissions Due	Wednesday, July 13, 2016
Print draft CIP	Friday, July 29, 2016
Department Meetings with VMO and Finance - BEGIN	Monday, August 1, 2016
Department Meetings with VMO and Finance - END	Friday August 19, 2016
Meetings with Partner Agencies - BEGIN	Monday, August 15, 2016
Meetings with Partner Agencies - END	Friday, August 19, 2016
<b>Finance Committee Meeting #1</b>	Monday, August 29, 2016
<ul style="list-style-type: none"> <li>Overview of CIP Process (CIP 5-year Capital Plan)</li> <li>Capital Improvement Fund</li> <li>Building Maintenance Fund</li> </ul>	
<b>Finance Committee Meeting #2</b>	Monday, September 12, 2016
<ul style="list-style-type: none"> <li>Fleet Replacement Fund</li> <li>Equipment Replacement Fund</li> <li>Parking Fund</li> <li>Water and Sewer Fund</li> </ul>	
<b>Village Board - Regular Meeting</b>	Monday, September 19, 2016
CIP Presented	
<b>Village Board- Regular Meeting</b>	Tuesday, October 04, 2016
CIP Presented	
Recommended Budget to Website	Friday, October 7, 2016
<b>Finance Committee Meeting #3</b>	Monday, October 10, 2016
Fire and Police Pension Overview and Discussion	
<b>Village Board- Regular Meeting</b>	Monday, October 17, 2016
CIP Adopted	
<b>Finance Committee Meeting #4</b>	Monday, October 24, 2016
<ul style="list-style-type: none"> <li>Review of General Fund</li> <li>Review of Internal Service Funds</li> <li>Review of Special Revenue Funds</li> <li>Review of Enterprise Funds</li> </ul>	
Notice of Truth in Taxation Hearing appears in newspaper <i>(not more than 14 days nor less than 7)</i>	Wednesday, October 26, 2016

## Budget Calendar

---

Notice of Public Hearing appears in newspaper (at least 10 days notice)	Wednesday, November 02, 2016
Distribute Updated Budget Recommendations to Village Board	Friday, November 4, 2016
<b>Village Board - Regular Meeting</b> <hr/>	Monday, November 07, 2016
Truth in Taxation Hearing First Reading of Fee Ordinances	
<b>Village Board - Study Session #1</b> <hr/>	Monday, November 14, 2016
General Fund Enterprise Funds Pensions Internal Service Funds Special Revenue Funds	
<b>Village Board - Regular Meeting</b> <hr/>	Monday, November 21, 2016
Budget Public Hearing	
<b>Village Board - Study Session #2</b> <hr/>	Monday, November 28, 2016
If needed	
<b>Village Board - Regular Meeting</b> <hr/>	Monday, December 05, 2016
Approval of Recommended Budget and related items	
<b>Village Board - Special Meeting</b> <hr/>	Monday, December 12, 2016
If needed	

# Introduction

## The Budget Adoption Process

The process for adoption and amendment of the Village of Oak Park budget, along with a calendar of the major dates and activities related to the development of the 2017 Recommended Village of Oak Park Budget is outlined in this section. Chapter 2 of the Village of Oak Park's Municipal Code establishes the foundation for the Municipal Budget. Excerpts from Chapter 2 follow:

- The Village's fiscal year is January 1 - December 31.
- The Board of Trustees must adopt the annual budget prior to the start of the Fiscal Year and passage of the annual budget shall be in lieu of passage of the appropriation ordinance.
- On or before the Village Board of Trustees' first regular meeting in November of each year, the Village Manager shall submit to the Board of Trustees an annual Municipal budget which contains estimates of revenues together with recommended expenditures in conformity with good fiscal management practice.
- The recommended budget presented by the Village Manager shall show the specific fund from which anticipated expenditures are charged.
- The annual budget may contain funds set aside for contingency purposes not to exceed ten percent (10%) of the total budget, commonly referred to as the Working Cash Fund.
- At least one public hearing shall be held by the Board of Trustees on the tentative annual budget prior to final action by the Board of Trustees. Copies of the tentative annual budget shall be made available for public inspection for at least ten (10) days prior to the hearing. After said hearing, the tentative budget may be further revised and passed without further notice, inspection or hearing.

## The Budget Amendment Process

Annually, following adoption of the Budget, it may be necessary for the Village Board to consider amendments to the Adopted Budget in response to unforeseen issues as follow:

- **§2-6-5 ( F)Revision of Annual Budget:** The Municipal Budget Officer, subject to approval by the Village Manager, may delete, add to, or change items within object classes, provided the budget for the object class is not increased.
- The Municipal Budget Officer, subject to approval by the Village Manager, may delete, add to, or change items, up to an amount of three thousand dollars (\$3,000.00) between object classes, provided the total fund budget is not increased and the annual aggregate of such transfers does not exceed one percent (1%) of the total fund budget.
- The corporate authorities, by a vote of two-thirds ( $\frac{2}{3}$ ) of the members then holding office, shall have the authority to revise the budget by transferring monies from one fund to another or adding to any fund. No revision of the annual budget shall be made increasing the budget

in the event monies are not available to do so. (Ord. 1989-0-52, 7-5-89).

- Budget amendments will be compiled and submitted to the Board of Trustees for consideration in the month subsequent to each quarter end with the exception of the fourth quarter. Therefore, it is anticipated that a budget amendment will be included in Board agenda in the following months:
  - April (for quarter ended 3/31)
  - July (for quarter ended 6/30)
  - October (for quarter ended 9/30)
  - December (to adjust budget based on final year end projections)
- Should a requested budget amendment increase an account without an offsetting decrease in a different account, adequate revenue and/or reserves are required for an amended appropriated amount.

## Financial Policies

The following is a summary of the Village of Oak Park's financial policies related to the following areas:

- Accounting and Budgeting Methods
- Balanced Budget
- Fund Balance
- Debt Limits
- Purchasing Practices
- Investment Practices

**Accounting and Budgeting Methods** – The accounting and budgeting records for general governmental operations are maintained on the modified accrual basis of accounting. Under this method, revenues are recorded when available and measurable and expenditures are recorded when materials or services are received and the liability is incurred. Accounting and budgeting records for the Village's enterprise funds, internal services funds and pension trust funds are maintained on the accrual basis of accounting.

**Balanced Budget** – A balanced budget is defined as a Fund in which annual budgeted revenues either meet or exceed annual budgeted expenditures or expenses, without the necessity of utilizing reserves or fund balance as a revenue source.

**Fund Balance Policy** – Appropriate fund balance levels are necessary to respond to unexpected emergencies and annual cash flow requirements. For the General Fund, the objective is to have an on-hand unreserved fund balance between 10% and 20% of the current year's estimated operating expenditures. Since unreserved fund balance is often comprised of non-cash amounts, it is furthermore the goal that cash and investment comprise no less than 60% of the targeted unreserved fund balance under this policy. Thus, it is the policy that total General Fund cash and investment balances be in the range of 6% and 12% of annual operating expenditures. For example, if the General Fund has annual budgeted expenditures of \$50 million, the goal would be for the General Fund to have a net (after offsetting inter-fund receivables/payables) \$3 million to \$6 million in cash/investments.

**Debt Limit Policy** – Under the 1970 Illinois Constitution, there is no legal limit for home rule municipalities, of which Oak Park is, except as set by the General Assembly. Reasonable rules of financial management, however, do offer some guidance which is subject to Village Board policy. The Village does not currently have any formula driven debt limit, but looks to the market to determine its credit worthiness which, in part, takes various measures of debt into account.

**Purchasing Policy (subject to change pursuant to adoption of new policy)** – When the total cost of any contract made for supplies, equipment, repair work or personal services exceeds \$25,000, or the total cost of making any public improvement exceeds \$10,000, the expenditure must be authorized by the Board of Trustees.

**Additional policies on the bidding process** – When the total cost of a public work or improvement is expected to exceed \$10,000, or when the total cost of any supplies, equipment or repair work is expected to exceed \$25,000, a call for bids is to be formally advertised. Bidding in all instances may



be waived by a two-thirds vote of the Board of Trustees. In cases of urgently needed material or urgent repairs involving labor and material, repairs and material may be obtained through negotiated contract without formal advertising with the approval of the Village Manager, when it is in the best interest of the Village and when it is not practical to convene a meeting of the Board of Trustees. Negotiated purchases without formal advertising may be approved by the Board of Trustees when it is impractical to secure competition, impossible to draft adequate specifications or any other adequately detailed description of the required property or services, or when the contemplated contract involves maintenance, repair, alteration or inspection and the exact nature or amount of work to be done is not known. However, staff shall first obtain in writing, whenever possible, at least three informal bids for the work whenever possible.

## **Investment Policy**

**Pooling of Funds** – Except in certain restricted and special funds, the Village of Oak Park will consolidate cash balances from all funds to maximize investment earnings. Investment income will be allocated to the various funds based on their respective participation and in accordance with generally accepted accounting principles.

**Safety of Principal** – Investments shall be undertaken in a manner that seeks to ensure the preservation of capital in the overall portfolio. The objective will be to mitigate credit risk and interest rate risk.

**Liquidity** – The investment portfolio shall remain sufficiently liquid to meet all operating requirements that may be reasonably anticipated. This is accomplished by structuring the portfolio so that securities mature concurrent with cash needs (static liquidity). Furthermore, since all possible cash demands cannot be anticipated, the portfolio should consist of securities with active secondary or resale markets (dynamic liquidity). A portion of the portfolio may be placed in money market mutual funds or local government investment pools that offer the same-day liquidity as for short-term funds.

**Rate of Return** – The investment portfolio shall be designed with the objective of attaining a market rate of return throughout budgetary and economic cycles, taking into Investment risk constraints and liquidity needs. Return on investment is of least importance compared to the safety and liquidity objectives. The core of investments is limited to relatively low-risk securities in anticipation of earning a fair return relative to the risk being assumed. Securities shall not be sold prior to maturity with the following exceptions:

- Declining credit security could be sold early to minimize loss of principal
- Security swap would improve the quality, yield or target duration in the portfolio
- Liquidity needs of the portfolio require that the security be sold.

Consistent with Illinois Compiled Statutes 23 5/2, the following investments will be permitted by this policy:

- U.S. Government obligations, U.S. Government agency obligations and U.S. Government instrumentality obligations, which have a liquid market and a readily determinable market value

- Investment-grade obligations of state, provincial and local governments and public authorities
- Certificates of deposits and other evidences of deposit at financial institutions, bankers' acceptances and commercial paper, rated in the highest tier by a nationally recognized rating agency
- Money market mutual funds regulated by the SEC and whose portfolios consist only of domestic securities
- Local government investment pools, either state-administered or through joint powers, statutes or other intergovernmental agreement legislation.

In accordance with Illinois Compiled Statutes, collateralization of Public Deposits will be required on non-negotiable certificates of deposits.

- The Village of Oak Park will limit maximum final stated maturities to five (5) years unless specific authority is given to exceed or the investment is matched to a specific cash flow. To the extent possible, the Village will attempt to match its investments with anticipated cash flow requirements.
- Reserve funds and other funds with longer-term investment horizons may be invested in securities exceeding five (5) years if the maturity of such investments is made to coincide with the expected use of funds.



**Citizens of Oak Park**

**Village President and Board of Trustees**  
Anan Abu-Taleb, Village President  
Peter Barber  
Glenn Brewer  
Colette Lueck  
Andrea Ott  
Adam Salzman  
Bob Tucker

**Village Clerk**  
Teresa Powell

**Citizen Advisory Boards and Commissions**

**Village Manager**  
Cara Pavlicek

**Deputy Village Manager**  
Lisa Shelley

**Assistant Village Manager/ HR Director**  
Julia Scott-Valdez

**Administrative Adjudication**  
Robert Anderson  
Director

**Community Relations**  
Cedric Melton  
Director

**Communications**  
David Powers  
Director

**Development Customer Services**  
Tammie Grossman  
Director

**Finance**  
Steve Drazner  
Chief Financial Officer

**Fire**  
Thomas Ebsen  
Chief

**Information Technology**  
Alvin Nepomuceno  
Director

**Law**  
Paul Stephanides  
Village Attorney

**Parking & Mobility Services**  
Jill Velan  
Director

**Police**  
Anthony Ambrose  
Chief

**Public Health**  
Michael Charley  
Director

**Public Works**  
John Wielebnicki  
Director

**Village of Oak Park**  
**Position Control - Full time Equivalents**

<u>DEPARTMENT</u>	<u>DIVISION/SUB CATEGORY</u>	<u>POSITION</u>	<u>FY14</u>	<u>FY15</u>	<u>FY16</u>	<u>FY17</u>
Adjudication	N/A	Adjudication Director	1.00	1.00	1.00	1.00
Adjudication	N/A	Executive Secretary	1.00	1.00	1.00	1.00
Adjudication	N/A	Hearing Clerk	1.00	1.00	1.00	1.00
<b>TOTAL ADMINISTRATIVE ADJUDICATION</b>			<b>3.00</b>	<b>3.00</b>	<b>3.00</b>	<b>3.00</b>
Administrative Services	Communications	Communications Director	1.00	1.00	1.00	1.00
Administrative Services	Communications	Communications & Social Media Coordinator	1.00	1.00	1.00	1.00
Administrative Services	Communications	Media Production Manager	1.00	1.00	1.00	1.00
SUBTOTAL			3.00	3.00	3.00	3.00
Administrative Services	Human Resources	Director/Asst. Village Manager	1.00	1.00	1.00	1.00
Administrative Services	Human Resources	Human Resources Generalist	0.50	0.50	1.00	2.00
Administrative Services	Human Resources	Claims Administrator	1.00	1.00	1.00	1.00
Administrative Services	Human Resources	Executive Secretary	1.00	1.00	-	-
Administrative Services	Human Resources	Administrative Secretary	1.00	1.00	1.00	0.50
SUBTOTAL			4.50	4.50	4.00	4.50
Administrative Services	Law	Village Attorney	1.00	1.00	1.00	1.00
Administrative Services	Law	Assistant Village Attorney	1.00	1.00	1.00	1.00
Administrative Services	Law	Legal Secretary	1.00	1.00	1.00	1.00
SUBTOTAL			3.00	3.00	3.00	3.00
Administrative Services	Village Manager Office	Village Manager	1.00	1.00	1.00	1.00
Administrative Services	Village Manager Office	Deputy Village Manager	1.00	1.00	1.00	1.00
Administrative Services	Village Manager Office	Assistant Village Manager	1.00	1.00	-	-
Administrative Services	Village Manager Office	Executive Coordinator	1.00	1.00	1.00	1.00
Administrative Services	Village Manager Office	Sustainability Manager	1.00	-	-	-
Administrative Services	Village Manager Office	Administrative Secretary	0.50	0.50	0.50	0.50
Administrative Services	Village Manager Office	Administrative Intern	0.25	0.25	0.25	0.25
SUBTOTAL			5.75	4.75	3.75	3.75
<b>TOTAL ADMINISTRATIVE SERVICES</b>			<b>16.25</b>	<b>15.25</b>	<b>13.75</b>	<b>14.25</b>
Community Relations	N/A	Community Relations Director	1.00	1.00	1.00	1.00
Community Relations	N/A	Community Relations Coordinator	-	-	1.00	1.00
Community Relations	N/A	Management Intern	-	-	0.50	0.50
<b>TOTAL COMMUNITY RELATIONS</b>			<b>1.00</b>	<b>1.00</b>	<b>2.50</b>	<b>2.50</b>

**Village of Oak Park**  
**Position Control - Full time Equivalents**

<u>DEPARTMENT</u>	<u>DIVISION/SUB CATEGORY</u>	<u>POSITION</u>	<u>FY14</u>	<u>FY15</u>	<u>FY16</u>	<u>FY17</u>
Development Customer Services	Administration	Development Customer Services Director	1.00	1.00	1.00	1.00
Development Customer Services	Administration	Executive Secretary	1.50	1.50	1.50	1.50
SUBTOTAL			2.50	2.50	2.50	2.50
Development Customer Services	Business Services	Business Services Manager	1.00	1.00	1.00	1.00
Development Customer Services	Business Services	Business/License Officer	1.00	1.00	2.00	2.00
Development Customer Services	Business Services	Property Maintenance Inspector	1.00	1.00	-	-
SUBTOTAL			3.00	3.00	3.00	3.00
Development Customer Services	Community Planning	Urban Planner	1.00	1.00	1.00	1.00
Development Customer Services	Community Planning	Village Planner	1.00	1.00	1.00	1.00
Development Customer Services	Community Planning	Zoning Administrator	1.00	1.00	1.00	1.00
SUBTOTAL			3.00	3.00	3.00	3.00
Development Customer Services	Neighborhood Services	Neighborhood Services Manager	1.00	1.00	1.00	1.00
Development Customer Services	Neighborhood Services	Grants Supervisor	1.00	1.00	1.00	1.00
Development Customer Services	Neighborhood Services	Housing Programs Supervisor	1.00	1.00	-	-
Development Customer Services	Neighborhood Services	Neighborhood Services Supervisor	-	-	1.00	1.00
Development Customer Services	Neighborhood Services	Chief Property Standards Inspector	1.00	1.00	-	-
Development Customer Services	Neighborhood Services	Community Development Technician	1.00	1.00	1.00	1.00
Development Customer Services	Neighborhood Services	Property Maintenance Inspector	4.00	4.00	4.00	4.00
Development Customer Services	Neighborhood Services	Grants Coordinator	1.00	1.00	1.00	1.00
Development Customer Services	Neighborhood Services	Account Clerk II	1.00	1.00	1.00	1.00
SUBTOTAL			11.00	11.00	10.00	10.00
Development Customer Services	Permit Processing	Building Structural Engineer	1.00	-	-	-
Development Customer Services	Permit Processing	Permit Processing Manager	1.00	1.00	1.00	1.00
Development Customer Services	Permit Processing	Permit Services Supervisor	1.00	1.00	1.00	1.00
Development Customer Services	Permit Processing	Plans Examiner	1.00	1.00	-	-
Development Customer Services	Permit Processing	Code Compliance Officer	1.00	-	-	-
Development Customer Services	Permit Processing	Chief Building Inspector	1.00	-	-	-
Development Customer Services	Permit Processing	Building Inspector	3.00	3.00	1.00	1.00
Development Customer Services	Permit Processing	Permit Customer Service Technician	3.50	3.50	3.50	3.50
SUBTOTAL			12.50	9.50	6.50	6.50
<b>TOTAL DEVELOPMENT CUSTOMER SERVICES</b>			<b>32.00</b>	<b>29.00</b>	<b>25.00</b>	<b>25.00</b>
Finance	N/A	Chief Financial Officer	1.00	1.00	1.00	1.00
Finance	N/A	Deputy Chief Financial Officer	1.00	1.00	1.00	1.00
Finance	N/A	Budget & Financial Manager	1.00	1.00	1.00	1.00
Finance	N/A	Senior Accountant	1.00	1.00	1.00	1.00
Finance	N/A	Office Manager	-	-	1.00	1.00
Finance	N/A	Accountant	2.00	1.00	1.00	1.00
Finance	N/A	Executive Secretary	1.00	1.00	1.00	1.00
Finance	N/A	Records Coordinator	1.00	1.00	1.00	1.00
Finance	N/A	Account Clerk II	2.00	2.00	2.00	2.00
Finance	N/A	Cashier	3.00	2.50	2.50	2.50
<b>TOTAL FINANCE</b>			<b>13.00</b>	<b>11.50</b>	<b>12.50</b>	<b>12.50</b>

**Village of Oak Park**  
**Position Control - Full time Equivalents**

<u>DEPARTMENT</u>	<u>DIVISION/SUB CATEGORY</u>	<u>POSITION</u>	<u>FY14</u>	<u>FY15</u>	<u>FY16</u>	<u>FY17</u>
Fire	Administration	Fire Chief	1.00	1.00	1.00	1.00
Fire	Administration	Deputy Fire Chief - Community Services	-	-	1.00	1.00
Fire	Administration	Deputy Fire Chief - Operations	1.00	1.00	1.00	1.00
Fire	Administration	Executive Secretary	1.00	1.00	1.00	1.00
SUBTOTAL			3.00	3.00	4.00	4.00
Fire	Operations	Battalion Chief	3.00	3.00	3.00	3.00
Fire	Operations	Lieutenant	12.00	12.00	12.00	12.00
Fire	Operations	Firefighter/Paramedic	44.00	45.00	45.00	45.00
SUBTOTAL			59.00	60.00	60.00	60.00
<b>TOTAL FIRE</b>			<b>62.00</b>	<b>63.00</b>	<b>64.00</b>	<b>64.00</b>
Information Technology	N/A	Director	1.00	1.00	1.00	1.00
Information Technology	N/A	Operations Manager	1.00	1.00	1.00	1.00
Information Technology	N/A	Network Specialist	2.00	2.00	2.00	2.00
Information Technology	N/A	Systems Analyst	4.00	3.00	3.00	3.00
Information Technology	N/A	Executive Secretary	1.00	1.00	1.00	1.00
<b>TOTAL INFORMATION TECHNOLOGY</b>			<b>9.00</b>	<b>8.00</b>	<b>8.00</b>	<b>8.00</b>
Parking & Mobility Services	Administration	Director	1.00	1.00	1.00	1.00
Parking & Mobility Services	Administration	Assistant Director	1.00	1.00	1.00	1.00
Parking & Mobility Services	Administration	Parking Services Supervisor	1.00	1.00	1.00	1.00
Parking & Mobility Services	Administration	Parking Restrictions Coordinator	1.00	1.00	1.00	1.00
Parking & Mobility Services	Administration	Parking Services Specialist	1.00	1.00	1.00	1.00
Parking & Mobility Services	Administration	Account Clerk II	1.00	1.00	1.00	1.00
Parking & Mobility Services	Administration	Administrative Clerk	2.00	2.00	1.50	1.50
SUBTOTAL			8.00	8.00	7.50	7.50
Parking & Mobility Services	Parking Lots & Structures (Garages)	Parking Facilities Supervisor	2.00	2.00	2.00	2.00
Parking & Mobility Services	Parking Lots & Structures (Garages)	Parking Services Specialist	-	-	-	0.50
Parking & Mobility Services	Parking Lots & Structures (Garages)	Parking Meter Technician	3.00	3.00	3.00	3.00
Parking & Mobility Services	Parking Lots & Structures (Garages)	Administrative Clerk	0.50	0.50	0.50	-
SUBTOTAL			5.50	5.50	5.50	5.50
Parking & Mobility Services	Services Permits	Permit Services Supervisor	1.00	1.00	1.00	1.00
Parking & Mobility Services	Services Permits	Parking Services Specialist	4.00	4.00	4.00	3.00
SUBTOTAL			5.00	5.00	5.00	4.00
<b>TOTAL PARKING SERVICES</b>			<b>18.50</b>	<b>18.50</b>	<b>18.00</b>	<b>17.00</b>

**Village of Oak Park**  
**Position Control - Full time Equivalents**

<u>DEPARTMENT</u>	<u>DIVISION/SUB CATEGORY</u>	<u>POSITION</u>	<u>FY14</u>	<u>FY15</u>	<u>FY16</u>	<u>FY17</u>
Police	Administration	Police Chief	1.00	1.00	1.00	1.00
Police	Administration	Deputy Chief	2.00	2.00	2.00	2.00
Police	Administration	Police Administrative Commander	1.00	1.00	1.00	1.00
Police	Administration	Police Officer (Research/Planning)	1.00	1.00	1.00	1.00
Police	Administration	Training Coordinator & Emergency Preparedness/Response Mana	1.00	1.00	1.00	1.00
Police	Administration	Budget Coordinator	1.00	1.00	1.00	-
Police	Administration	Court & Community Liaison	1.00	1.00	-	1.00
Police	Administration	CSO (Evidence/Detention Custodian)	1.00	1.00	1.00	1.00
Police	Administration	Executive Secretary	1.00	1.00	1.00	1.00
<b>SUBTOTAL</b>			<b>10.00</b>	<b>10.00</b>	<b>9.00</b>	<b>9.00</b>
Police	Field	Commander	2.00	2.00	3.00	3.00
Police	Field	Sergeant	15.00	15.00	15.00	14.00
Police	Field	Police Officer	63.00	63.00	65.00	65.00
Police	Field	Community Service Officer	6.00	6.00	6.00	6.00
Police	Field	Community Liaison Coordinator	1.00	1.00	1.00	-
Police	Field	Parking Enforcement Officer	13.00	13.00	10.00	10.00
Police	Field	Parking Enforcement Supervisor	1.00	1.00	-	-
<b>SUBTOTAL</b>			<b>101.00</b>	<b>101.00</b>	<b>100.00</b>	<b>98.00</b>
Police	Support	Commander	1.00	1.00	1.00	1.00
Police	Support	Sergeant	2.00	2.00	2.00	3.00
Police	Support	Police Officer	14.00	14.00	14.00	14.00
Police	Support	Police Officer (School Resource Officer)	3.00	3.00	3.00	3.00
Police	Support	Police Officer (Resident Beat Officer)	7.00	7.00	5.00	5.00
Police	Support	Police Officer (Neighborhood Resource Officer)	2.00	2.00	2.00	2.00
Police	Support	Police Officer (Walking Beat)	2.00	2.00	2.00	2.00
Police	Support	Crime Analyst	1.00	1.00	1.00	1.00
Police	Support	Evidence Custodian (Civilian)	-	-	-	1.00
Police	Support	Police Records Supervisor	1.00	1.00	1.00	1.00
Police	Support	Parking Advocate	2.00	2.00	2.00	2.00
Police	Support	Senior Police Records Clerk	2.00	2.00	2.00	2.00
Police	Support	Police Records Clerk	2.00	2.00	2.00	2.00
<b>SUBTOTAL</b>			<b>39.00</b>	<b>39.00</b>	<b>37.00</b>	<b>39.00</b>
<b>TOTAL SWORN</b>			<b>115.00</b>	<b>115.00</b>	<b>116.00</b>	<b>116.00</b>
<b>TOTAL CIVILIAN</b>			<b>35.00</b>	<b>35.00</b>	<b>30.00</b>	<b>30.00</b>
<b>TOTAL POLICE</b>			<b>150.00</b>	<b>150.00</b>	<b>146.00</b>	<b>146.00</b>
Public Health	N/A	Director	1.00	1.00	1.00	1.00
Public Health	N/A	Emergency Preparedness & Response Manager	1.00	1.00	-	-
Public Health	N/A	Public Health Nurse	2.00	2.00	1.00	1.00
Public Health	N/A	Sanitarian	2.00	2.00	2.00	2.00
Public Health	N/A	Environmental Supervisor	1.00	1.00	-	-
Public Health	N/A	Grants Coordinator	0.50	0.50	0.50	0.50
Public Health	N/A	Animal Control Officer	1.00	1.00	1.00	1.00
Public Health	N/A	Administrative Assistant	1.00	1.00	1.00	1.00
Public Health	N/A	Intern	0.50	0.50	0.25	0.25
<b>TOTAL PUBLIC HEALTH</b>			<b>10.00</b>	<b>10.00</b>	<b>6.75</b>	<b>6.75</b>

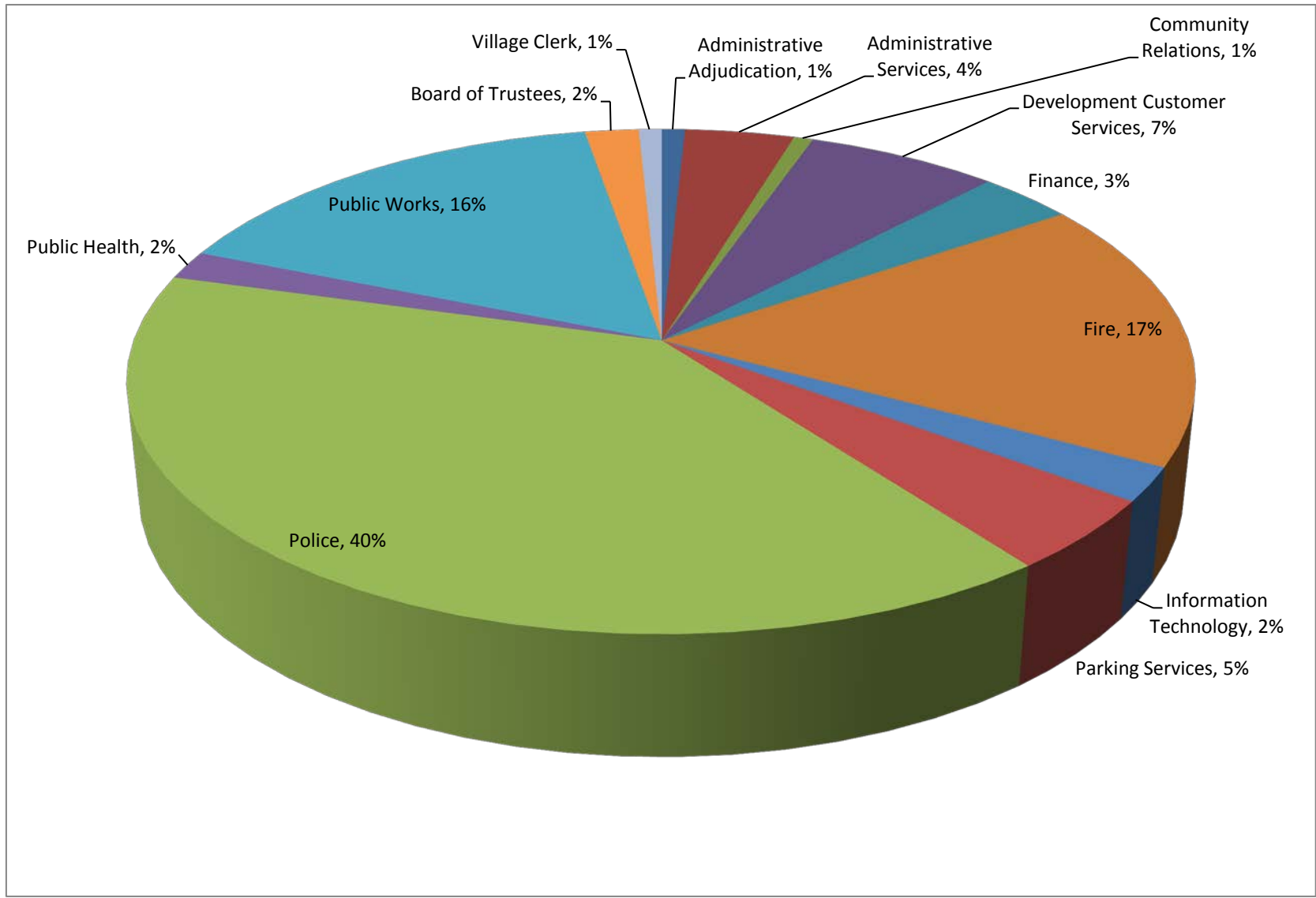
**Village of Oak Park**  
**Position Control - Full time Equivalents**

<u>DEPARTMENT</u>	<u>DIVISION/SUB CATEGORY</u>	<u>POSITION</u>	<u>FY14</u>	<u>FY15</u>	<u>FY16</u>	<u>FY17</u>
Public Works	Administration	Director	1.00	1.00	1.00	1.00
Public Works	Administration	Office Manager	1.00	1.00	1.00	1.00
Public Works	Administration	Sr. Administrative Clerk	1.00	-	-	-
Public Works	Administration	Administrative Secretary	3.00	4.00	4.00	4.00
Public Works	Administration	Seasonal Various	1.00	1.00	1.00	1.00
SUBTOTAL			7.00	7.00	7.00	7.00
Public Works	Building Maintenance	Superintendent	1.00	1.00	1.00	1.00
Public Works	Building Maintenance	Building Maintenance Contract Coordinator	-	-	1.00	1.00
SUBTOTAL			1.00	1.00	2.00	2.00
Public Works	Engineering	Village Engineer	1.00	1.00	1.00	1.00
Public Works	Engineering	Traffic Engineer	1.00	1.00	1.00	1.00
Public Works	Engineering	Assistant Village Engineer	1.00	1.00	1.00	1.00
Public Works	Engineering	Civil Engineer II	3.00	2.00	3.00	3.00
Public Works	Engineering	Engineering Technician II	-	-	1.00	1.00
Public Works	Engineering	Civil Engineer I	0.50	1.00	-	-
Public Works	Engineering	Engineering Technician I	3.00	3.00	2.00	2.00
SUBTOTAL			9.50	9.00	9.00	9.00
Public Works	Environmental Services	Environmental Services Manager	1.00	1.00	1.00	1.00
Public Works	Environmental Services	Environmental Services Control Officer	1.00	1.00	1.00	1.00
SUBTOTAL			2.00	2.00	2.00	2.00
Public Works	Fleet	Crew Chief	1.00	1.00	1.00	1.00
Public Works	Fleet	Superintendent	1.00	1.00	1.00	1.00
Public Works	Fleet	Sr. Fleet Automotive Service & Body Technician	1.00	1.00	1.00	1.00
Public Works	Fleet	Parts Supervisor	1.00	1.00	1.00	1.00
Public Works	Fleet	Parts Attendant	1.00	1.00	1.00	1.00
Public Works	Fleet	Fleet Automotive Service Technician	5.00	5.00	5.00	4.00
Public Works	Fleet	Fleet Autobody Technician	-	-	-	1.00
SUBTOTAL			10.00	10.00	10.00	10.00
Public Works	Forestry	Maintenance Crew Chief	1.00	1.00	1.00	1.00
Public Works	Forestry	Village Forester	1.00	1.00	1.00	1.00
Public Works	Forestry	Forestry Technician II	4.00	4.00	4.00	4.00
Public Works	Forestry	Forestry Technician I	-	-	-	-
SUBTOTAL			6.00	6.00	6.00	6.00
Public Works	Streets/Lighting	Streets Superintendent	1.00	1.00	1.00	1.00
Public Works	Streets/Lighting	Street Supervisor	1.00	1.00	1.00	1.00
Public Works	Streets/Lighting	Senior Electrician	1.00	1.00	1.00	-
Public Works	Streets/Lighting	Sr. Sign & Marking Technician	1.00	1.00	1.00	1.00
Public Works	Streets/Lighting	Equipment Operator	5.00	6.00	6.00	6.00
Public Works	Streets/Lighting	Electrician	1.00	1.00	1.00	2.00
SUBTOTAL			10.00	11.00	11.00	11.00
Public Works	Water/Sewer	Superintendent	1.00	1.00	1.00	1.00
Public Works	Water/Sewer	Water & Sewer Supervisor	1.00	1.00	1.00	1.00
Public Works	Water/Sewer	Sr. Pump Operator	1.00	1.00	1.00	1.00
Public Works	Water/Sewer	Water/Sewer Worker II	8.00	8.00	4.00	3.00
Public Works	Water/Sewer	Water/Sewer Worker I	-	-	4.00	4.00
Public Works	Water/Sewer	Pump Operator	1.00	1.00	1.00	2.00
Public Works	Water/Sewer	Meter Reader	0.50	0.50	0.50	0.50
SUBTOTAL			12.50	12.50	12.50	12.50
<b>TOTAL PUBLIC WORKS</b>			<b>58.00</b>	<b>58.50</b>	<b>59.50</b>	<b>59.50</b>



**Village of Oak Park**  
**Position Control - Full time Equivalents**

<u>DEPARTMENT</u>	<u>DIVISION/SUB CATEGORY</u>	<u>POSITION</u>	<u>FY14</u>	<u>FY15</u>	<u>FY16</u>	<u>FY17</u>
Village Board of Trustees	N/A	Village President	1.00	1.00	1.00	1.00
Village Board of Trustees	N/A	Trustee	6.00	6.00	6.00	6.00
<b>TOTAL BOARD OF TRUSTEES</b>			<b>7.00</b>	<b>7.00</b>	<b>7.00</b>	<b>7.00</b>
Village Clerk	N/A	Village Clerk	1.00	1.00	1.00	1.00
Village Clerk	N/A	Deputy Village Clerk	1.00	1.00	1.00	1.00
Village Clerk	N/A	Sr. Administrative Clerk	1.00	1.00	1.00	1.00
<b>TOTAL VILLAGE CLERK</b>			<b>3.00</b>	<b>3.00</b>	<b>3.00</b>	<b>3.00</b>
<b>TOTAL- ALL DEPARTMENTS</b>			<b>382.75</b>	<b>377.75</b>	<b>369.00</b>	<b>368.50</b>



<u>Department</u>	<u>FTE</u>	<u>%</u>
Administrative Adjudication	3.00	1%
Administrative Services	14.25	4%
Community Relations	2.50	1%
Development Customer Services	25.00	7%
Finance	12.50	3%
Fire	64.00	17%
Information Technology	8.00	2%
Parking Services	17.00	5%
Police	146.00	40%
Public Health	6.75	2%
Public Works	59.50	16%
Board of Trustees	7.00	2%
Village Clerk	3.00	1%
Total FTEs	<u>368.50</u>	

**Village of Oak Park  
Economic Incentive Summary  
Fiscal Year 2017**

<u>Payee</u>	<u>Incentive Description</u>	<u>Fund</u>	<u>FY15 Actual Expense</u>	<u>FY16 Projected Expense</u>	<u>FY17 Budgeted Expense</u>	<u>GL#</u>
Gugly	Years 1-4, 100% of municipal sales (1% ROT and 1% HR Sales) and 3% local liquor tax to developer; Years 5-7, 50% of municipal sales and local liquor tax to developer. Incentive capped at \$50K/year.	General	-	-	50,000	1001.46260.101.530649
Sherwin Williams	60% 1% ROT and 1% HR sales tax to developer capped at a cumulative \$75K	General	-	-	15,000	1001.46260.101.530649
Pete's Fresh Market	Upfront \$1,430,000 incentive (funded by 3 year installment loan)	General	1,430,000	-	-	1001.46260.101.530649
Clark Street RDA	Annual \$200K sales tax revenue base to VOP. Sales tax revenue (1% ROT and 1% HR) above \$200K for calendar year 100% allocated to developer. Incentive capped at a cumulative \$750K	D/T TIF	-	-	100,000	1001.46260.101.530649
Robinson's	\$100K upon issuance of c/o	M/S TIF	-	100,000	-	2072.41300.101.570698
Autobarn	After surpassing \$50M in cumulative revenue, VOP and Developer share equally 1% ROT and 1% HR sales tax for a six year period. No incentive ceiling/cap.	H/G TIF	-	-	100,000	2073.41300.101.570698
Totals			<u>1,430,000</u>	<u>100,000</u>	<u>265,000</u>	

**Village of Oak Park  
Partner Agency (Non-Profit) Funding Summary  
FY2017**

<u>Agency Name</u>	<u>GL Account</u>	<u>Actual FY12</u>	<u>Actual FY13</u>	<u>Actual FY14</u>	<u>Actual FY15</u>	<u>Budget FY16</u>	<u>Budget FY17</u>
Oak Park Regional Housing Center- Programatic Subsidy	1001.46206.240.585652	385,000	425,000	425,000	475,000	425,000	425,000
Oak Park Regional Housing Center- CDBG Funding	2083.46201.101.583608	-	-	-	-	-	96,000
Oak Park Regional Housing Center- CDBG Funding	2083.46201.101.550689	187,311	200,000	181,428	180,178	166,000	75,000
<b>SUBTOTAL</b>		<b>572,311</b>	<b>625,000</b>	<b>606,428</b>	<b>655,178</b>	<b>591,000</b>	<b>596,000</b>
Oak Park Residence Corporation- Programatic Subsidy	1001.46206.280.585652	25,000	25,000	35,000	35,000	35,000	35,000
Oak Park Housing Authority- Programatic Subsidy	1001.46206.230.585652	-	25,000	25,000	35,000	35,000	35,000
Visit Oak Park- Programatic Subsidy	1001.46260.231.585652	64,044	70,000	70,000	57,500	57,500	57,500
Visit Oak Park- Hotel Motel Tax Revenues	1001.46260.231.585652	138,600	155,000	153,000	155,000	155,000	155,000
<b>SUBTOTAL</b>		<b>202,644</b>	<b>225,000</b>	<b>223,000</b>	<b>212,500</b>	<b>212,500</b>	<b>212,500</b>
Oak Park Arts Council- Programatic Subsidy Oper Support	1001.46205.233.585652	70,596	79,750	71,752	76,800	76,800	82,000
Oak Park Arts Council- Programatic Subsidy Art Funding	1001.46205.233.585652	20,000	25,000	25,000	25,000	25,000	25,000
Oak Park Arts Council- Programatic Subsidy Off the Wall	1001.46205.233.585652	25,000	15,000	27,000	27,000	27,000	32,500
Oak Park Arts Council- Mini Mural	1001.46205.233.585652	-	20,000	20,000	20,000	20,000	100,000
<b>SUBTOTAL</b>		<b>115,596</b>	<b>139,750</b>	<b>143,752</b>	<b>148,800</b>	<b>148,800</b>	<b>239,500</b>
Oak Park Economic Development- Programatic Subsidy	1001.46260.231.585652	313,000	300,000	-	721,500	721,500	721,500
Oak Park Economic Development- Interest Subsidy	N/A	3,900	-	-	-	-	-
Oak Park Economic Development- Non TIF	N/A	31,100	30,000	-	-	-	-
Oak Park Economic Development- Downtown TIF	N/A	50,000	50,000	-	-	-	-
<b>SUBTOTAL</b>		<b>398,000</b>	<b>380,000</b>	<b>-</b>	<b>721,500</b>	<b>721,500</b>	<b>721,500</b>
Downtown Oak Park	2081.41300.101.530667	410,995	673,583	667,926	676,083	650,000	650,000
<b>TOTAL ALL OUTSIDE PARTNER AGENCY SUPPORT</b>		<b>1,724,546</b>	<b>2,093,333</b>	<b>1,701,106</b>	<b>2,484,061</b>	<b>2,393,800</b>	<b>2,489,500</b>

**Village of Oak Park  
Inter-Fund Transfer Schedule  
2017 Budget**

					Transfer						Transfer
<u>Expenditure Fund</u>					<u>Out</u>	<u>Revenue Fund</u>					<u>In</u>
General Fund	1001	41300	101	591860	(40,000)	Parking Fund	5060	41300	101	491401	40,000
General Fund	1001	41300	101	591825	(500,000)	Debt Service Fund	4025	41300	101	491401	500,000
Federal RICO Fund	2024	42400	101	591832	(150,000)	Fleet Replacement Fund	3032	43900	101	491424	150,000
Motor Fuel Tax Fund	2038	41300	101	591801	(1,344,000)	General Fund	1001	41300	101	491438	1,344,000
Downtown Oak Park TIF Fund	2098	41300	101	591890	(469,236)	Special Service Area #1 Fund	2081	41300	101	491498	469,236
Capital Fund	3095	41300	101	591812	(644,000)	Building Improvement Fund	3012	41300	101	491495	644,000
Capital Fund	3095	41300	101	591829	(1,100,000)	Equipment Replacement Fund	3029	41300	101	491495	1,100,000
Capital Fund	3095	41300	101	591832	(1,000,000)	Fleet Replacement Fund	3032	41300	101	491495	1,000,000
South & Harlem Revelopment Fund	4003	41300	101	591801	(1,680,000)	General Fund	1001	41300	101	491440	1,680,000
Debt Service Fund	4025	41300	199	591812	(11,823,443)	Capital Fund	3095	41300	101	491425	11,823,443
Water and Sewer Fund	5040	41300	101	591826	(1,000,000)	Self-Insured Retention Fund	6026	41300	101	491440	1,000,000
Environmental Services Fund	5055	41300	101	591890	(150,000)	Sustainability Fund	2310	41300	101	491455	150,000
Environmental Services Fund	5055	41300	101	591890	(280,000)	Debt Service Fund	4025	41300	101	491455	280,000
Parking Fund	5060	41300	101	591826	(1,000,000)	Self-Insured Retention Fund	6026	41300	101	491460	1,000,000
General Fund	Various			520521	(5,159,147)	Health Insurance Fund	6028	41300	101	491401	5,159,147
Water and Sewer Fund	Various			520521	(186,694)	Health Insurance Fund	6028	41300	101	491440	186,694
Environmental Services Fund	Various			520521	(36,798)	Health Insurance Fund	6028	41300	101	491455	36,798
Parking Fund	Various			520521	(245,272)	Health Insurance Fund	6028	41300	101	491460	245,272
TOTAL TRANSFERS BUDGETED 2017					<u>(26,808,590)</u>						<u>26,808,590</u>

Village of Oak Park  
 Net Revenues- All Funds  
 Excludes Interfund Transfers-In

Fund Name	Fund Type	Fund #	Fiscal Year 2017	Less	Fiscal Year 2017
			Revenues Gross	Interfund Xfers-In	Revenues Net
General Fund	General	1001	59,814,330	(3,024,000)	56,790,330
Community Dev Block Grant	Special Revenue	2083	1,898,879	-	1,898,879
Community Dev Loan	Special Revenue	2020	72,287	-	72,287
Downtown TIF	Special Revenue	2098	8,694,000	-	8,694,000
E-911	Special Revenue	2033	-	-	-
Earth Fest	Special Revenue	5057	3,000	-	3,000
Emergency Solutions Grant	Special Revenue	2080	135,513	-	135,513
Farmers Market	Special Revenue	2027	27,300	-	27,300
Federal RICO	Special Revenue	2024	183,250	-	183,250
Foreign Fire Insurance	Special Revenue	2014	91,540	-	91,540
Harlem Garfield TIF	Special Revenue	2073	175,265	-	175,265
Keep Oak Park Beautiful	Special Revenue	5056	6,000	-	6,000
Madison St. TIF	Special Revenue	2072	1,802,500	-	1,802,500
Motor Fuel Tax	Special Revenue	2038	1,344,000	-	1,344,000
SSA#1	Special Revenue	2081	649,586	(469,236)	180,350
SSA#7	Special Revenue	2090	7,000	-	7,000
Sustainability Fund	Special Revenue	2310	600,000	(150,000)	450,000
Travel, Training & Wellness	Special Revenue	1050	40,000	-	40,000
Building Improvement Fund	Capital Improvement	3012	644,000	(644,000)	-
Equipment Replacement Fund	Capital Improvement	3029	1,100,000	(1,100,000)	-
Fleet Replacement Fund	Capital Improvement	3032	1,166,903	(1,150,000)	16,903
General Improvement Fund	Capital Improvement	3095	15,720,153	(11,823,443)	3,896,710
Lake Forest Development Projects	Capital Improvement	4001	-	-	-
Colt Westgate Redevelopment	Capital Improvement	4002	6,830,981	-	6,830,981
South & Harlem Redevelopment	Capital Improvement	4003	1,850,000	-	1,850,000
Environmental Services Fund	Enterprise	5055	3,920,000	-	3,920,000
Parking Fund	Enterprise	5060	6,714,000	(40,000)	6,674,000
Water/Sewer Fund	Enterprise	5040	17,311,375	-	17,311,375
Debt Service Fund	Internal Service	4025	17,902,346	(780,000)	17,122,346
Health Insurance Fund	Internal Service	6028	8,332,000	(5,627,911)	2,704,089
Self Insured Retention Fund	Internal Service	6026	2,100,000	(2,000,000)	100,000
Firefighters' Pension Fund	Fiduciary	7023	7,265,001	-	7,265,001
Police Pension Fund	Fiduciary	7022	7,985,649	-	7,985,649
			<u>174,386,858</u>	<u>(26,808,590)</u>	<u>147,578,268</u>

Village of Oak Park  
 Net Expenditures/Expenses- All Funds  
 Excludes Interfund Transfers-Out

Fund Name	Fund Type	Fund #	Fiscal Year 2017	Plus	Fiscal Year 2017
			Expenditures Gross	Interfund Xfers Out	Expenditures Net
General Fund	General	1001	(59,814,330)	5,699,147	(54,115,183)
Community Dev Block Grant	Special Revenue	2083	(1,898,879)	-	(1,898,879)
Community Dev Loan	Special Revenue	2020	(175,000)	-	(175,000)
Downtown TIF	Special Revenue	2098	(8,694,000)	469,236	(8,224,764)
E-911	Special Revenue	2033	-	-	-
Earth Fest	Special Revenue	5057	(5,000)	-	(5,000)
Emergency Solutions Grant	Special Revenue	2080	(135,513)	-	(135,513)
Farmers Market	Special Revenue	2027	(45,155)	-	(45,155)
Federal RICO	Special Revenue	2024	(183,250)	150,000	(33,250)
Foreign Fire Insurance	Special Revenue	2014	(76,000)	-	(76,000)
Harlem Garfield TIF	Special Revenue	2073	(609,262)	-	(609,262)
Keep Oak Park Beautiful	Special Revenue	5056	(8,500)	-	(8,500)
Madison St. TIF	Special Revenue	2072	(5,862,500)	-	(5,862,500)
Motor Fuel Tax	Special Revenue	2038	(1,344,000)	1,344,000	-
SSA#1	Special Revenue	2081	(649,586)	-	(649,586)
SSA#7	Special Revenue	2090	(7,000)	-	(7,000)
Sustainability Fund	Special Revenue	2310	(150,000)	-	(150,000)
Travel, Training & Wellness	Special Revenue	1050	(40,000)	-	(40,000)
Building Improvement Fund	Capital Improvement	3012	(1,881,000)	-	(1,881,000)
Equipment Replacement Fund	Capital Improvement	3029	(1,128,729)	-	(1,128,729)
Fleet Replacement Fund	Capital Improvement	3032	(1,066,903)	-	(1,066,903)
General Improvement Fund	Capital Improvement	3095	(15,720,153)	2,744,000	(12,976,153)
Lake Forest Development Projects	Capital Improvement	4001	-	-	-
Colt Westgate Redevelopment	Capital Improvement	4002	(4,435,000)	-	(4,435,000)
South & Harlem Redevelopment	Capital Improvement	4003	(1,850,000)	1,680,000	(170,000)
Environmental Services Fund	Enterprise	5055	(4,043,469)	466,798	(3,576,671)
Parking Fund	Enterprise	5060	(7,835,361)	1,245,272	(6,590,089)
Water/Sewer Fund	Enterprise	5040	(17,311,375)	1,186,694	(16,124,681)
Debt Service Fund	Internal Service	4025	(17,282,184)	11,823,443	(5,458,741)
Health Insurance Fund	Internal Service	6028	(8,014,500)	-	(8,014,500)
Self Insured Retention Fund	Internal Service	6026	(1,800,695)	-	(1,800,695)
Firefighters' Pension Fund	Fiduciary	7023	(6,319,460)	-	(6,319,460)
Police Pension Fund	Fiduciary	7022	(7,652,169)	-	(7,652,169)
			<u>(176,038,974)</u>	<u>26,808,590</u>	<u>(149,230,384)</u>

**Village of Oak Park  
Debt Service Summary  
Fiscal Year 2017**

Debt Description	Principal Acct#	Interest Acct#	Fund Allocation	Notes	Prior Year (TY15)	TY16		TY16		2017 P&I Expense
					Abatements Reference Only	Automatic County Levy (Revenue)	TY16 Abatements	Adjusted County Levy (Revenue)		
Pan American Bank	1001.46260.101.581807	1001.46260.101.581808	100% General	Volvo Incentive	-	-	-	-	173,083	
CBOPRF	1001.46260.101.581807	1001.46260.101.581808	100% General	Pete's Incentive	-	-	-	-	497,963	
<b>SUBTOTAL</b>					-	-	-	-	<b>671,046</b>	
GO 2011A	2098.41300.158.581801	2098.41300.158.581802	100% D/T TIF	South Marion St. Construction	-	694,550	(694,550)	-	681,525	
Rev Bond 2006C	2098.41300.182.581801	2098.41300.181.581802	100% D/T TIF	Holley Ct Garage Expansion	-	-	-	-	1,172,763	
<b>SUBTOTAL</b>					-	694,550	(694,550)	-	<b>1,854,288</b>	
First Merit Bank	3032.43900.851.570752	3032.43900.851.570751	100% Fleet Replacement	Fire Truck	-	-	-	-	94,858	
Republic Bank	3032.43900.851.570752	3032.43900.851.570751	100% Fleet Replacement	Fire Truck	-	-	-	-	99,262	
First Merit Bank	3032.43900.851.570752	3032.43900.851.570751	100% Fleet Replacement	Ambulance	-	-	-	-	71,783	
<b>SUBTOTAL</b>					-	-	-	-	<b>265,903</b>	
GO 2006A	4025.41300.176.581801	4025.41300.176.581802	100% Debt Service	PW Facility/Streetscape	-	219,188	-	219,188	219,188	
GO 2007	4025.41300.174.581801	4025.41300.174.581802	100% Debt Service	Streetscape	-	470,200	-	470,200	470,200	
GO 2007A	4025.41300.185.581801	4025.41300.185.581802	100% Debt Service	Refunded GO 2000/2001	(1,014,800)	1,011,400	(939,497)	71,903	1,011,400	
GO 2011B	4025.41300.159.581801	4025.41300.159.581802	41.6% Debt Service; 58.4% Water	Refunded 2004B and Water Portion Marion St.	-	81,274	-	81,274	81,461	
GO 2012A	4025.41300.148.581801	4025.41300.148.581802	75.9% Debt Service; 24.1% Water	Refunded 2005A/2006A	-	739,418	-	739,418	739,418	
GO 2015A	4025.41300.160.581801	4025.41300.160.581802	100% Debt Service	Refunded 2005B	-	984,150	-	984,150	984,150	
GO 2015B	4025.41300.154.581801	4025.41300.154.581802	100% Debt Service	Street/Alley & Equipment Purchases	-	681,888	-	681,888	681,888	
GO 2016A	NONE IN FY17	4025.41300.145.581802	100% Debt Service	Refunded 2006B	-	640,119	-	640,119	640,119	
GO 2016B	NONE IN FY17	4025.41300.146.581802	100% Debt Service	OP Station Garage Construction	-	215,703	-	215,703	135,995	
GO 2016C	NONE IN FY17	4025.41300.147.581802	100% Debt Service	OP Station Streetscape	-	100,976	-	100,976	63,663	
GO 2016D	4025.41300.139.581801	4025.41300.139.581802	100% Debt Service	Street/Alley & Equipment Purchases	-	305,281	-	305,281	305,281	
<b>SUBTOTAL</b>					(1,014,800)	5,449,596	(939,497)	4,510,099	<b>5,332,761</b>	
GO 2010C	5040.41300.157.581801	5040.41300.157.581802	29.3% Water; 70.7% Parking	Refunded Water/Parking Rev Bonds	(417,179)	503,608	(503,608)	-	503,608	
GO 2011B	5040.41300.159.581801	5040.41300.159.581802	41.6% Debt Service; 58.4% Water	Refunded 2004B and Water Portion Marion St.	-	114,095	(114,095)	-	114,358	
GO 2012A	5040.41300.148.581801	5040.41300.148.581802	75.9% Debt Service; 24.1% Water	Refunded 2005A/2006A	-	234,782	(234,782)	-	234,782	
<b>SUBTOTAL</b>					(417,179)	852,485	(852,485)	-	<b>852,748</b>	
GO 2010C	5060.41300.157.581801	5060.41300.157.581802	29.3% Water; 70.7% Parking	Refunded Water/Parking Rev Bonds	(1,006,640)	1,215,192	(1,215,192)	-	1,215,192	
GO 2016E	5060.41300.140.581801	5060.41300.140.581802	100% Parking	Lake & Forest Garage	-	329,204	(329,204)	-	329,204	
<b>SUBTOTAL</b>					(1,006,640)	1,544,396	(1,544,396)	-	<b>1,544,396</b>	
<b>Totals</b>					<b>(2,438,619)</b>	<b>8,541,026</b>	<b>(4,030,928)</b>	<b>4,510,099</b>	<b>10,521,142</b>	

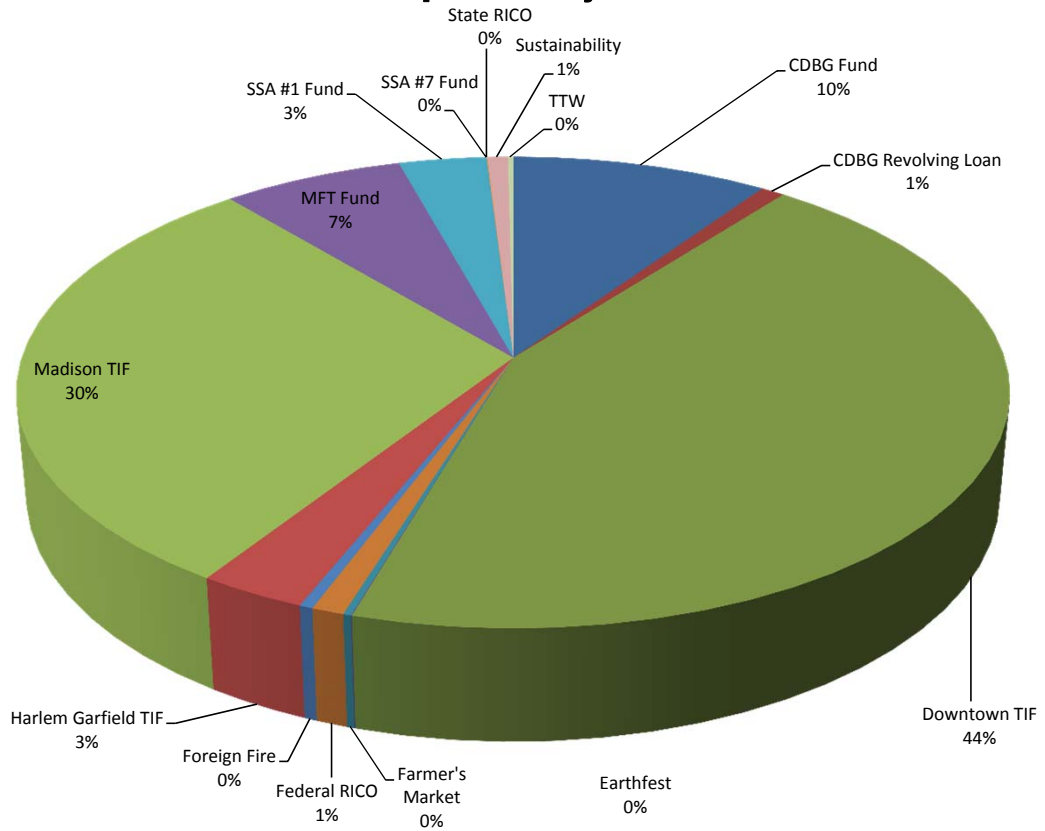


**Village of Oak Park**  
**Property Tax Levy Comparison**  
**FY16 (TY15) to FY17 (TY16)**

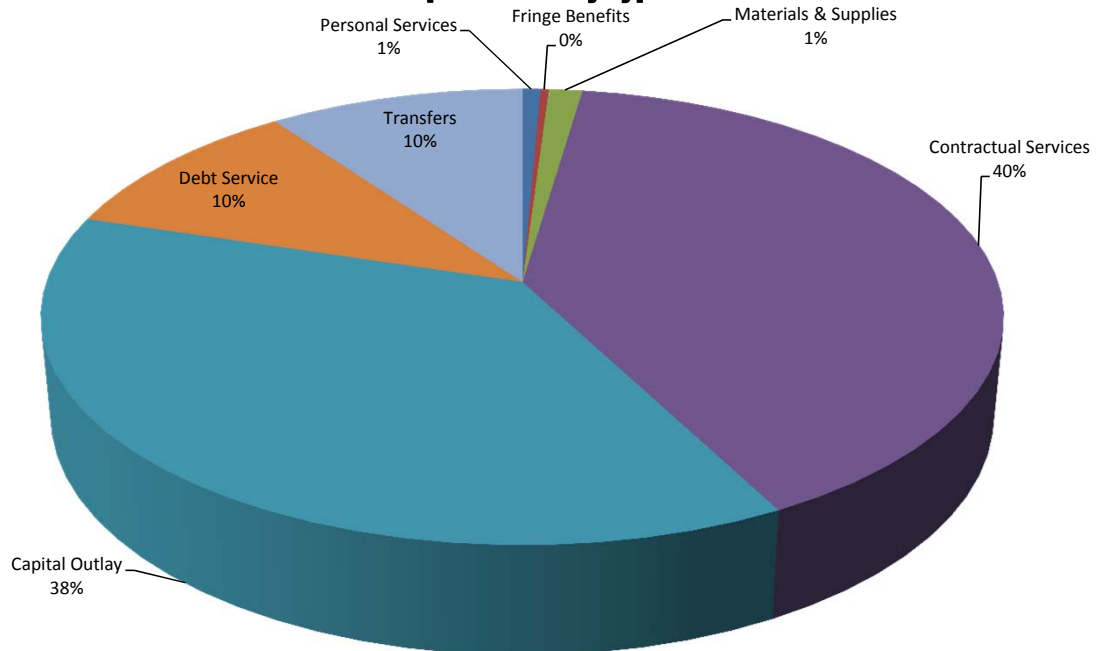
	Agency #	FINAL			REQUESTED BUDGET			FY15 to FY16 Change
		TY15 Levy	TY15 Loss	TY15 Total Levy	TY16 Levy	TY16 Loss	TY16 Total Levy	
Corporate	03-0920-000	13,662,408	409,872	14,072,280	15,232,408	456,972	15,689,380	1,617,100
Debt Service	03-0920-000	4,911,029	245,551	5,156,580	4,510,099	225,505	4,735,604	(420,976)
Police Pension	03-0920-000	4,471,964	134,159	4,606,123	4,940,474	148,214	5,088,688	482,565
Fire Pension	03-0920-000	3,574,416	107,232	3,681,648	5,601,488	168,045	5,769,533	2,087,885
<b>SUBTOTAL</b>		<b>26,619,817</b>	<b>896,814</b>	<b>27,516,631</b>	<b>30,284,469</b>	<b>998,736</b>	<b>31,283,205</b>	<b>3,766,574</b>
<b>EAV</b>		<b>1,334,441,513</b>	<b>1,334,441,513</b>	<b>1,334,441,513</b>	<b>1,334,441,513</b>	<b>1,334,441,513</b>	<b>1,334,441,513</b>	<b>1,334,441,513</b>
<b>Tax Rate %</b>		<b>1.995%</b>	<b>0.067%</b>	<b>2.062%</b>	<b>2.269%</b>	<b>0.075%</b>	<b>2.344%</b>	<b>0.282%</b>
<b>SSA#1</b>	03-0920-100	<b>312,276</b>	<b>9,368</b>	<b>321,644</b>	<b>180,000</b>	<b>5,400</b>	<b>185,400</b>	<b>(136,244)</b>
<b>EAV</b>		<b>20,610,129</b>	<b>20,610,129</b>	<b>20,610,129</b>	<b>20,610,129</b>	<b>20,610,129</b>	<b>20,610,129</b>	<b>20,610,129</b>
<b>Tax Rate %</b>		<b>1.515%</b>	<b>0.045%</b>	<b>1.561%</b>	<b>0.873%</b>	<b>0.026%</b>	<b>0.900%</b>	<b>-0.661%</b>
<b>SSA#7</b>	03-0920-106	<b>6,937</b>	<b>208</b>	<b>7,145</b>	<b>7,000</b>	<b>210</b>	<b>7,210</b>	<b>65</b>
<b>EAV</b>		<b>4,252,985</b>	<b>4,252,985</b>	<b>4,252,985</b>	<b>4,252,985</b>	<b>4,252,985</b>	<b>4,252,985</b>	<b>4,252,985</b>
<b>Tax Rate %</b>		<b>0.163%</b>	<b>0.005%</b>	<b>0.168%</b>	<b>0.165%</b>	<b>0.005%</b>	<b>0.170%</b>	<b>0.002%</b>
<b>TOTAL ALL</b>		<b>26,939,030</b>	<b>906,390</b>	<b>27,845,420</b>	<b>30,471,469</b>	<b>1,004,346</b>	<b>31,475,815</b>	<b>3,630,395</b>

## Village of Oak Park Special Revenue Funds

### Expenditures by Fund

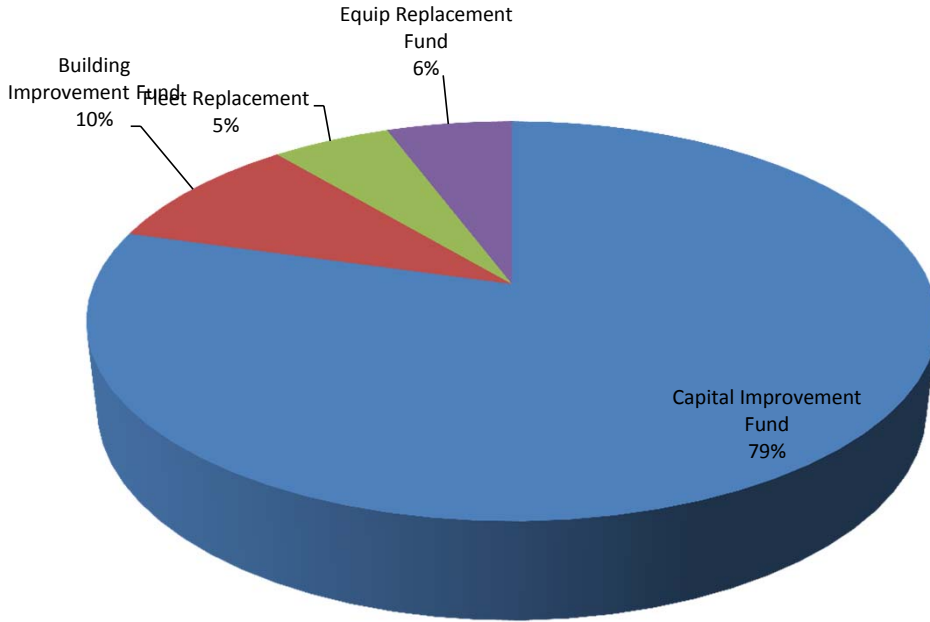


### Expenditures by Type

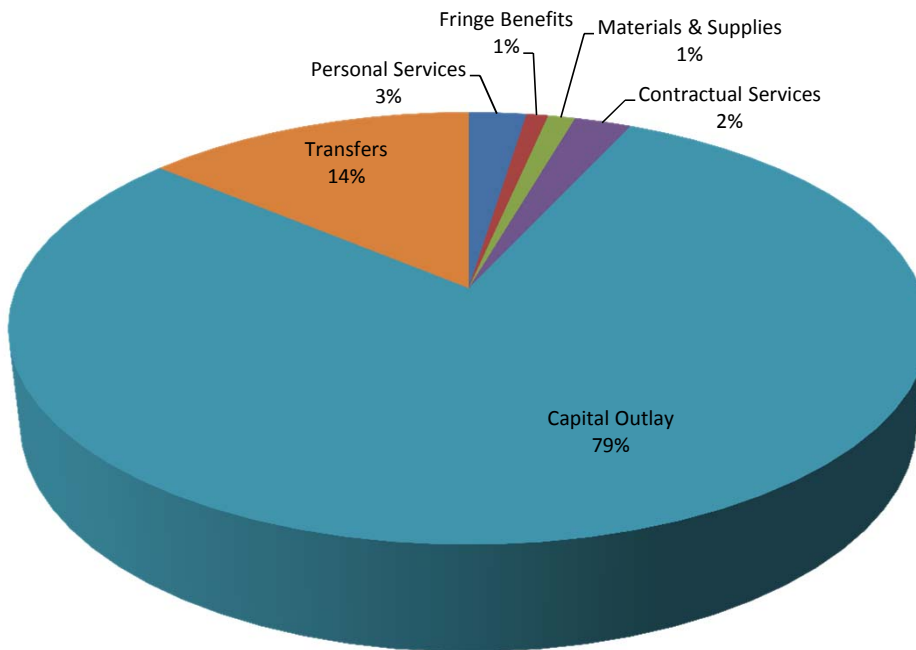


# Village of Oak Park Capital Improvement Funds

## Capital Improvements by Fund Type

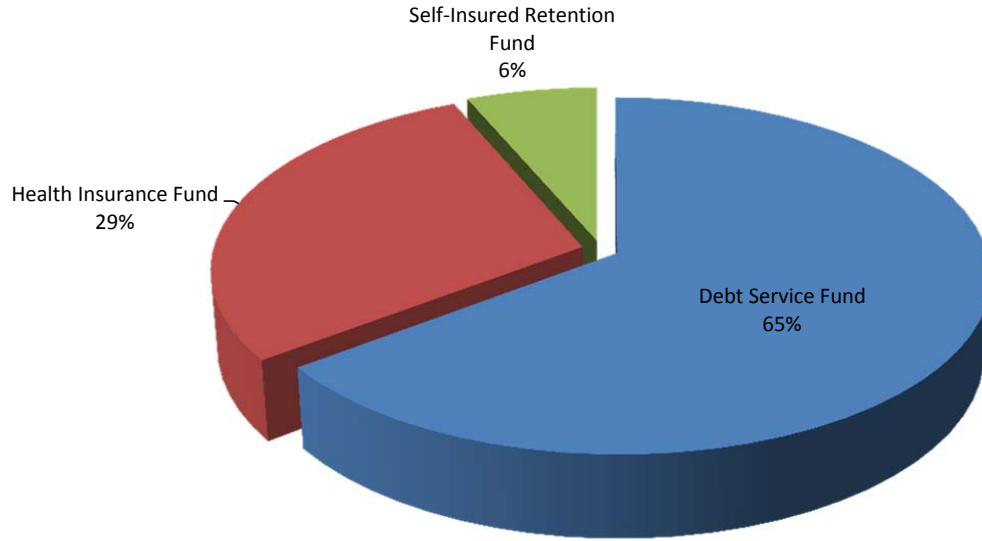


## Capital Improvements by Expenditure Type

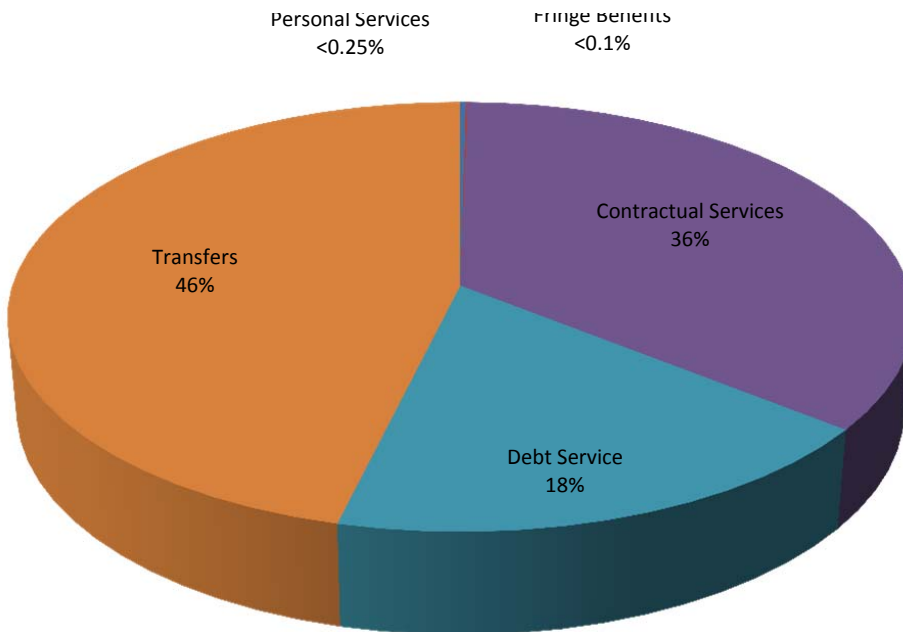


**Village of Oak Park  
Internal Service Funds**

**Internal Service Expenditures by Fund Type**

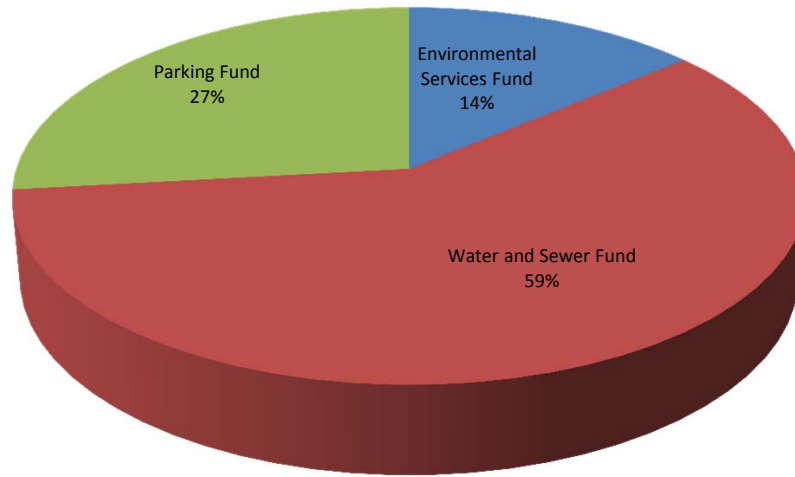


**Internal Service Expenditures by Type**

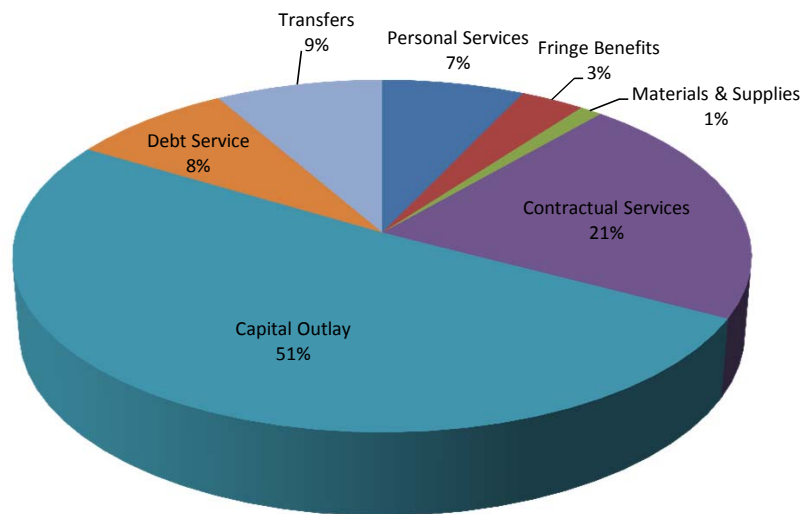


# Village of Oak Park Enterprise Funds

## Enterprise Fund Expenditures by Fund Type



## Enterprise Fund Expenditures by Category



Village of Oak Park  
All Funds Summary  
Fiscal Year 2017 Revenues, Expenses, and Projected Fund Balance

Fund Name	Fund Type	Fund #	Fiscal Year 2017		Net	Projected	Projected
			Revenues	Expenses		Unrestricted Fund Balance 12/31/16	Unrestricted Fund Balance 12/31/17
General Fund	General	1001	59,814,330	(59,814,330)	(0)	5,946,040	5,946,040
Community Dev Block Grant	Special Revenue	2083	1,898,879	(1,898,879)	-	-	-
Community Dev Loan	Special Revenue	2020	72,287	(175,000)	(102,713)	78,071	(24,642)
Downtown TIF	Special Revenue	2098	8,694,000	(8,694,000)	(0)	(417,146)	(417,146)
E-911	Special Revenue	2033	-	-	-	-	-
Earth Fest	Special Revenue	5057	3,000	(5,000)	(2,000)	(820)	(2,820)
Emergency Solutions Grant	Special Revenue	2080	135,513	(135,513)	-	-	-
Farmers Market	Special Revenue	2027	27,300	(45,155)	(17,855)	2,245	(15,610)
Federal RICO	Special Revenue	2024	183,250	(183,250)	-	335,726	335,726
Foreign Fire Insurance	Special Revenue	2014	91,540	(76,000)	15,540	239,107	254,647
Harlem Garfield TIF	Special Revenue	2073	175,265	(609,262)	(433,997)	433,997	-
Keep Oak Park Beautiful	Special Revenue	5056	6,000	(8,500)	(2,500)	2,500	-
Madison St. TIF	Special Revenue	2072	1,802,500	(5,862,500)	(4,060,000)	13,753,622	9,693,622
Motor Fuel Tax	Special Revenue	2038	1,344,000	(1,344,000)	-	334,794	334,794
SSA#1	Special Revenue	2081	649,586	(649,586)	-	(345,992)	(345,992)
SSA#7	Special Revenue	2090	7,000	(7,000)	-	7,079	7,079
Sustainability Fund	Special Revenue	2310	600,000	(150,000)	450,000	560,502	1,010,502
Travel, Training & Wellness	Special Revenue	1050	40,000	(40,000)	-	(3,350)	(3,350)
Building Improvement Fund	Capital Improvement	3012	644,000	(1,881,000)	(1,237,000)	1,486,942	249,942
Equipment Replacement Fund	Capital Improvement	3029	1,100,000	(1,128,729)	(28,729)	163,234	22,095
Fleet Replacement Fund	Capital Improvement	3032	1,166,903	(1,066,903)	100,000	(77,905)	22,095
General Improvement Fund	Capital Improvement	3095	15,720,153	(15,720,153)	0	1,127,126	1,127,126
Lake Forest Development Projects	Capital Improvement	4001	-	-	-	-	-
Colt Westgate Redevelopment	Capital Improvement	4002	6,830,981	(4,435,000)	2,395,981	(754,190)	1,641,791
South & Harlem Redevelopment	Capital Improvement	4003	1,850,000	(1,850,000)	-	(122,647)	(122,647)
Environmental Services Fund	Enterprise	5055	3,920,000	(4,043,469)	(123,469)	1,302,140	1,178,671
Parking Fund	Enterprise	5060	6,714,000	(7,835,361)	(1,121,361)	3,819,339	2,697,978
Water/Sewer Fund	Enterprise	5040	17,311,375	(17,311,375)	(0)	442,680	442,680
Debt Service Fund	Internal Service	4025	17,902,346	(17,282,184)	620,162	1,772,997	2,393,160
Health Insurance Fund	Internal Service	6028	8,332,000	(8,014,500)	317,500	554,448	871,948
Self Insured Retention Fund	Internal Service	6026	2,100,000	(1,800,695)	299,305	(3,212,690)	(2,913,385)
Firefighters' Pension Fund	Fiduciary	7023	7,265,001	(6,319,460)	945,541	42,251,459	43,197,000
Police Pension Fund	Fiduciary	7022	7,985,649	(7,652,169)	333,480	84,021,466	84,354,946
			<u>174,386,858</u>	<u>(176,038,974)</u>	<u>(1,652,116)</u>		

# **GENERAL FUND**

## **Overview**

The General Fund of the Village includes all the operating departments and general operating revenues which are not classified elsewhere. The following operating departments are budgeted in this Fund:

- Administrative Adjudication
- Administrative Services- Village Manager's Office
- Administrative Services- Communications
- Administrative Services- Human Resources
- Administrative Services- Law
- Community Relations
- Development Customer Services
- Finance
- Fire
- Public Health
- Information Technology
- Police
- Public Works
- Village Clerk's Office
- Village President & Board of Trustees

There are several revenue sources devoted to the General Fund in the following broad categories:

- Taxes
- Licenses & Permits
- Charges for Services
- Grants
- Fines
- Interfund Transfers-In
- Financing & Investment
- Other/Miscellaneous

## General Fund Revenues

General Fund Revenues are the taxes, fees, and charges that the Village assesses to provide services to its citizens. General Fund revenues are managed within the Village's General Fund, and are comprised of the following revenue categories:

- Tax revenues (e.g.- property taxes)
- Licenses, permits, and fees (e.g.- business licenses)
- Charges for services (e.g.- police reports)
- Grants
- Fines (e.g.- parking tickets)
- Other financing sources (transfer of resources from other funds)

The following table presents a summary of the Village's major General Fund taxes and revenues:

<u>General Fund Revenues</u>	<u>Description</u>
<b>Property Taxes</b>	Property tax revenues are the proceeds that the Village receives from assessing taxes on residential and commercial properties within the Village. Each year, the Village Board adopts a fixed levy that is used to fund operations, debt service, and Village contributions into the Police and Fire Pension funds. In order to collect the necessary amount, the County extends the levy by a set percentage beyond the Village's request to account for any potential loss in collections. This additional "loss" percentage varies from 3.0% -5.0%
<b>Liquor Taxes</b>	Liquor Tax Revenues are the revenues that the Village charges to vendors that sell liquor within the Village. The current Liquor Tax rate is 3% of the liquor purchase price. This is a locally administered tax.
<b>Natural Gas Use Tax</b>	The Natural Gas Use Tax is a tax that the Village charges to customers who purchase natural gas from outside the State of Illinois and assessed at 2.2 cents per therm. This tax is collected and remitted by NICOR.
<b>Sales Taxes</b>	<p>In the State of Illinois, there is a base 6.25 % Sales Tax on general merchandise. It is administered and collected by the Illinois Department of Revenue. One percent (1%) of this Sales Tax is distributed to the municipality where the sale occurred. This tax, officially referred to as the Retailer's Occupation Tax (ROT) is captured in the Village's General Fund and is used to support general Village operations.</p> <p>The Village also imposes a 1% Home Rule Occupation Tax (HROT). While approved locally, this tax is also administered and collected at the state level. This tax is dedicated to the Capital Improvement Project (CIP) Fund. Pursuant to State law, the HROT tax is not assessed on qualifying food, drugs, or registered property purchases (vehicles).</p>



<b>Real Estate Transfer Tax</b>	The Real Estate Transfer Tax (RETT) is a tax on the seller of property within the Village. The tax is assessed at \$8 for every \$1,000 of the sale or “transfer” price. For example, when a \$500,000 house is sold, the seller would pay a RETT of \$4,000 ( $\$500,000/\$1,000 = 500 \times \$8 = \$4,000$ ).
<b>Utility Taxes</b>	The Electricity Tax and the Natural Gas Tax. Both taxes are assessed based upon user consumption within the Village. The Electricity Tax is based on the number of kilowatt hours (kwh) consumed. The actual rate varies from a low of \$0.00202/kwh to a high of \$0.0033/kwh, based on usage. The Natural Gas Tax is assessed on natural gas purchased within State lines at a rate of 5.0%.
<b>Licenses and Permits</b>	The Village charges fees to individuals, businesses and other entities to acquire authorization and permission to conduct certain activities within the Village. These authorizations and permissions are extended in the form of licenses and permits. For example, the Village charges business licensing fees for entities that wish to conduct business within the Village. Individuals that wish to park in public spaces within the Village must acquire a parking permit.
<b>Intergovernmental Revenues</b>	Intergovernmental revenues are revenues that the Village receives from other government entities. Apart from other grants, the revenues that the Village receives from this revenue stream are primarily from the State of Illinois. Intergovernmental revenues typically take the form of grants, entitlements, shared revenues, or payments in lieu of taxes.
<b>Charges for Services</b>	The Village provides a number of services for which it charges fees directly to the service recipient. Such services include: drafting of police reports, ambulance services, animal adoption services, and environmental health services.
<b>Fines</b>	The Village charges fines and penalties to individuals and businesses when they become non-compliant with Village rules and regulations. Parking citations is an example of such a fine for which the Village charges a fee directly to the offender.

## General Fund Expenditures

General Fund Expenditures are the expenditures related to the performance of direct Village services, such as police, fire, public works and housing services. General fund expenditures also relate to the performance of administrative services such as finance, human resources, and information technology. General Fund Expenditures are managed within the Village's General Fund, and are comprised of the following expenditure types:

- Personal Services (e.g.- salaries and overtime)
- Fringe Benefits (e.g.- health insurance and pension contributions)
- Materials and Supplies (e.g.- printing and office supplies)
- Contractual Services (e.g.- vendor service contracts, Telecommunications)
- Capital Outlay (e.g.- infrastructure, Fleet Management)
- Granting Activities (e.g.- funding of community services via funds allocated from another agency)
- Transfers (e.g.- transfer of resources from other Village funds)

The following table presents a summary of the Village's major General Fund Expenditures:

<u>General Fund Expenditure Types</u>	<u>Description</u>
<b>Personal Services</b>	Personal Services expenditures are the expenditures for the compensation of Village staff to perform Village services and activities. Given the labor-intensive nature of Village services, personnel and benefits expenditures typically make up the largest proportion of general fund expenditures.
<b>Fringe Benefits</b>	Fringe Benefits expenditures are the expenditures for the insurance and pension support for which the Village provides its employees. Similarly to Personal Services, Fringe Benefits typically make up a large portion of general fund expenditures.
<b>Materials and Supplies</b>	Materials and Supplies expenditures are expenditures related to maintaining administrative operations within Village departments. These expenditures include costs such as printing costs, general maintenance and upkeep, telephones services and software support.
<b>Contractual Services</b>	Contractual Services are for infrequent or unique services that are provided to the Village by independent contractors or by consultants. These expenditures are tracked separately from the Village's salary and benefit resources.

**Capital Outlay**

Capital Outlay expenditures are for the maintenance of Village physical and technical infrastructure.

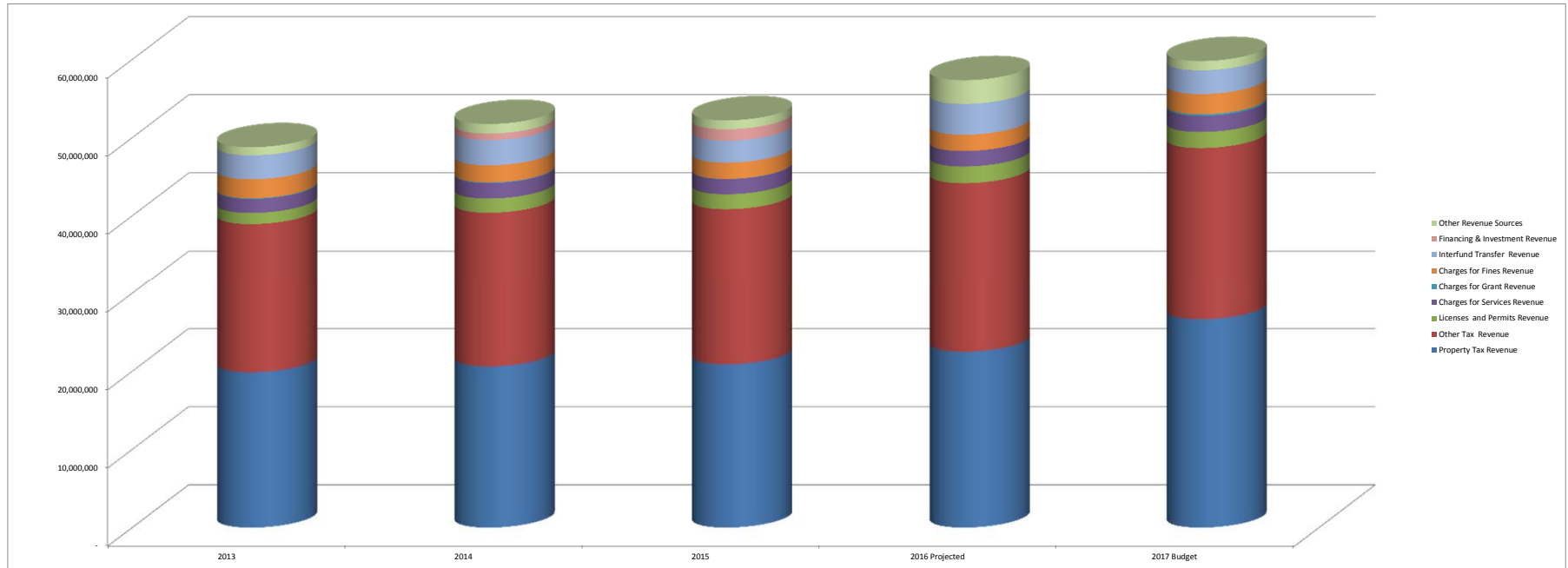
**Grants**

In some cases, the Village serves as a grantor of funds to local community service providers, who provide services to the community on behalf of the Village. Grants expenditures are associated with these types of activities.

**Transfers**

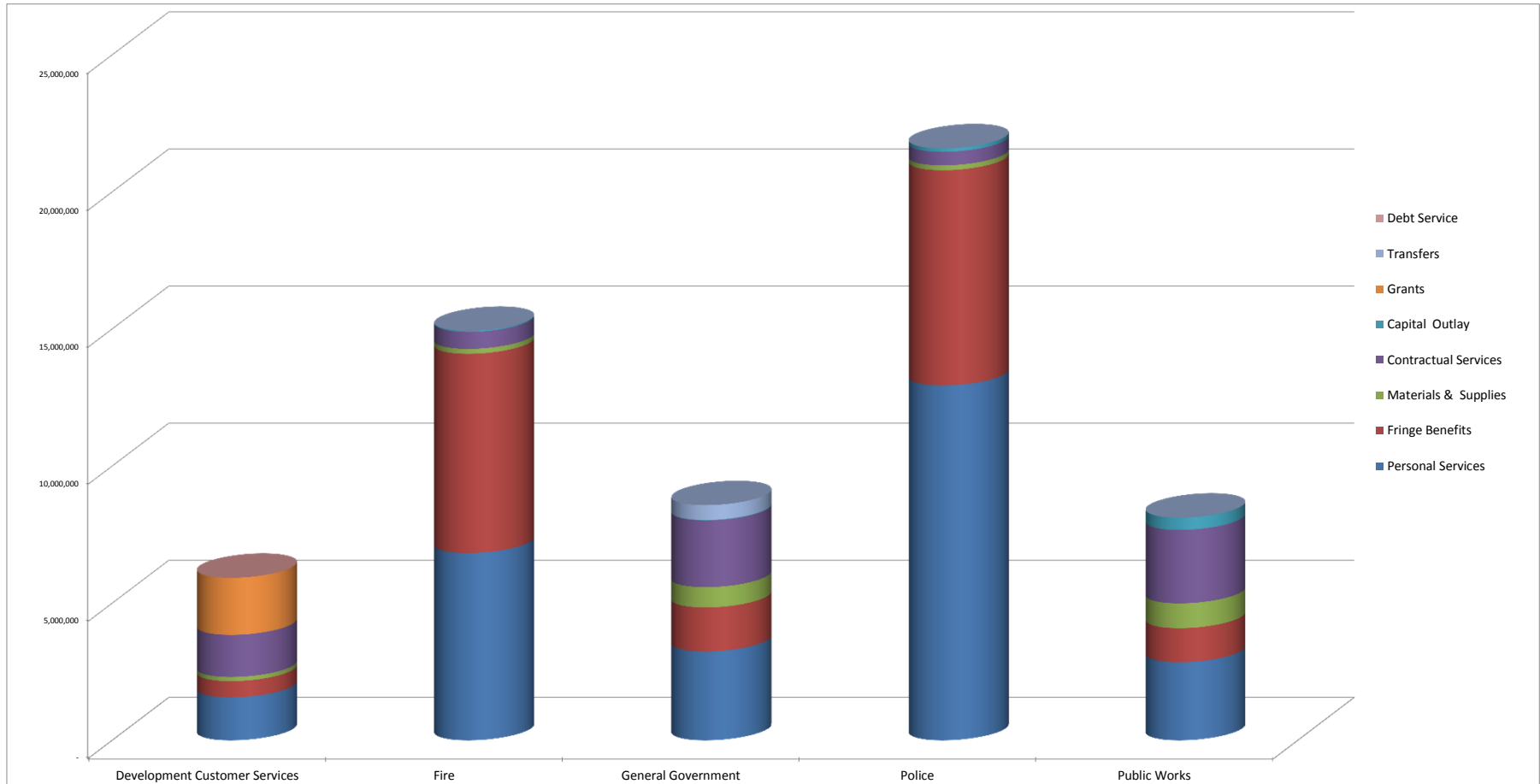
Transfer expenditures are the expenditures that are transferred from the General Fund to support service activities or other types of reimbursements.

**2017 Budget General Fund Revenues: \$ 59,814,330**



	Property Tax Revenue	Other Tax Revenue	Licenses and Permits Revenue	Charges for Services Revenue	Grant Revenue	Fines Revenue	Interfund Transfer Revenue	Financing & Investment Revenue	Other Revenue Sources	Total Revenue
2013	19,872,641	19,077,295	1,422,726	1,791,255	90,175	2,425,171	3,047,000	20,223	1,040,085	48,786,571
2014	20,633,652	19,762,610	1,826,867	1,963,679	88,237	2,191,430	3,235,665	830,098	1,230,294	51,762,532
2015	20,896,634	19,947,795	1,929,329	1,925,472	33,447	2,069,634	2,820,004	1,458,209	1,146,252	52,226,776
2016 Projected	22,508,788	21,665,000	2,147,850	1,968,983	525	2,090,000	3,936,200	5,000	3,043,516	57,365,862
2017 Budget	26,674,370	21,993,000	2,066,000	2,066,400	195,560	2,590,000	3,024,000	5,000	1,200,000	59,814,330

**2017 Budget General Fund Expenditures: \$ 59,814,329**



	Personal Services	Fringe Benefits	Materials & Supplies	Contractual Services	Capital Outlay	Debt Service	Grants	Transfers	Total Expenditures
Development Customer Services	1,568,046	588,106	153,532	1,533,650	-	671,046	2,082,500	-	6,596,880
Fire	6,828,660	7,262,539	181,465	618,544	40,050	-	-	-	14,931,258
General Government	3,239,098	1,603,592	741,270	2,434,287	16,800	-	-	540,000	8,575,047
Police	12,937,870	7,851,198	178,550	492,257	130,750	-	-	-	21,590,625
Public Works	2,848,034	1,240,994	905,516	2,675,675	450,300	-	-	-	8,120,519
									<b>59,814,329</b>

Village of Oak Park  
 General Fund Budget Summary  
 Fiscal Year 2017

<u>GF Department</u>		2016 Adopted Budget	2016 Projected YE Estimate	2017 Budget
Revenues- All	Various	<u>55,603,515</u>	<u>57,171,079</u>	<u>59,814,330</u>
Administrative Adjudication	41030	(533,592)	(553,686)	(546,822)
Village Manager's Office (VMO)	41020	(1,089,279)	(1,191,588)	(1,154,132)
Communications	41110	(485,771)	(443,346)	(483,709)
Human Resources	41080	(496,166)	(462,066)	(751,746)
Law	41070	(759,392)	(672,452)	(749,937)
Community Relations	46300	(167,389)	(165,338)	(264,872)
DCS - Planning Division	46202	(572,910)	(539,932)	(515,150)
DCS - Business Services	46205	(616,767)	(463,086)	(827,973)
DCS - Neighborhood Services	46206	(1,897,587)	(1,329,901)	(1,553,794)
DCS - Permit Processing	46250	(1,907,985)	(1,589,486)	(1,479,134)
DCS- Administration	46260	(1,299,152)	(1,066,901)	(2,220,829)
Finance	41300	(4,533,218)	(4,465,575)	(1,878,041)
Fire - Admin	42500	(4,044,612)	(4,174,225)	(6,245,873)
Fire - Operations	42510	(7,871,201)	(7,949,509)	(8,571,475)
Fire - EMS	42520	(35,750)	(35,125)	(43,900)
Fire - Prev. and Investigation	42530	(5,000)	(5,000)	(5,000)
Fire - Training and Public Ed	42540	(52,750)	(52,750)	(65,010)
Public Health Services	44550	(843,969)	(804,425)	(763,918)
Information Technology	41040	(1,494,889)	(1,723,051)	(1,587,423)
Police	42400	(20,472,712)	(20,317,919)	(21,590,625)
DPW - Engineering	43700	(401,338)	(1,130,094)	(402,979)
DPW - Administration	43710	(620,421)	(603,936)	(624,913)
DPW - Street Lighting	43720	(462,172)	(465,324)	(471,662)
DPW - Street Services	43740	(1,961,790)	(1,699,684)	(1,875,104)
DPW - Building Maintenance	43790	(957,226)	(926,540)	(1,033,077)
DPW - Forestry	43800	(1,776,142)	(1,687,276)	(1,788,921)
DPW - Fleet Operations	43900	(1,876,838)	(1,624,615)	(1,923,863)
Village Clerk's Office	41100	(279,404)	(276,670)	(268,123)
Village President & Board of Trustees	41010	(84,623)	(83,595)	(126,324)
Subtotal Expenses		<u>(57,600,045)</u>	<u>(56,503,095)</u>	<u>(59,814,330)</u>
Surplus/(Deficit)		<u>(1,996,530)</u>	<u>667,984</u>	<u>(0)</u>
1/1/16 Audited Fund Balance				5,278,056
2016 Projected Surplus (Deficit)				<u>667,984</u>
12/31/16 Projected Fund Balance				5,946,040
1/1/17 Estimated Fund Balance				5,946,040
2017 Budgeted Surplus (Deficit)				<u>(0)</u>
12/31/17 Estimated Fund Balance				<u><u>5,946,040</u></u>

Note: Total Fund balance at 1/1/16 was \$7,137,412 which consisted of \$5,278,056 of liquid and \$1,859,356 of illiquid balances

Village of Oak Park  
 General Fund Budget  
 Fiscal Year 2017 and Historical Data

	<u>2013</u> <u>Actual</u>	<u>2014</u> <u>Actual</u>	<u>2015</u> <u>Actual</u>	<u>2016</u> <u>Budget</u>	<u>2016</u> <u>Projected</u>	<u>2017</u> <u>Budget</u>
<b>REVENUES</b>						
Taxes Property	19,872,641	20,633,652	20,896,634	22,098,788	22,508,788	26,674,370
Taxes Other	19,077,295	19,762,610	19,947,795	21,068,611	21,545,000	21,993,000
Licenses/Permits/Fees	1,422,726	1,826,867	1,929,329	2,820,325	2,072,850	2,066,000
Charges for Services	1,791,255	1,963,679	1,925,472	1,813,014	1,969,200	2,066,400
Grants	90,175	88,237	33,447	498,364	525	195,560
Fines	2,425,171	2,191,430	2,069,634	2,702,913	2,090,000	2,590,000
Interfund Transfer Revenue	3,047,000	3,235,665	2,820,004	3,350,000	3,936,200	3,024,000
Financing and Investment Revenue	20,223	830,098	1,458,209	21,500	5,000	5,000
Other	1,040,085	1,230,294	1,146,252	1,230,000	3,043,516	1,200,000
<b>Total Revenues</b>	<b>48,786,570</b>	<b>51,762,532</b>	<b>52,226,776</b>	<b>55,603,515</b>	<b>57,171,079</b>	<b>59,814,330</b>
<b>EXPENSES BY DEPARTMENT</b>						
Administrative Adjudication	(465,690)	(477,360)	(472,147)	(533,592)	(553,686)	(546,822)
Village Manager's Office (VMO)	(891,132)	(960,536)	(1,215,712)	(1,089,279)	(1,191,588)	(1,154,132)
Communications	(421,802)	(440,471)	(421,002)	(485,771)	(443,346)	(483,709)
Human Resources	(475,644)	(393,890)	(321,506)	(496,166)	(462,066)	(751,746)
Law	(543,552)	(576,535)	(537,209)	(759,392)	(672,452)	(749,937)
Community Relations	(154,305)	(157,350)	(159,685)	(167,389)	(165,338)	(264,872)
DCS - Planning Division	(352,962)	(383,484)	(425,116)	(572,910)	(539,932)	(515,150)
DCS - Business Services	(833,122)	(1,159,503)	(622,468)	(616,767)	(463,086)	(827,973)
DCS - Neighborhood Services	(752,757)	(708,907)	(1,002,786)	(1,897,587)	(1,329,901)	(1,553,794)
DCS - Permit Processing	(1,607,698)	(1,558,911)	(1,312,716)	(1,907,985)	(1,589,486)	(1,479,134)
DCS- Administration	(645)	(946,275)	(2,562,195)	(1,299,152)	(1,066,901)	(2,220,829)
Finance	(4,163,447)	(4,891,580)	(3,669,720)	(4,533,218)	(4,465,575)	(1,878,041)
Fire - Admin	(3,770,370)	(3,747,885)	(4,000,472)	(4,044,612)	(4,174,225)	(6,245,873)
Fire - Operations	(6,983,787)	(7,013,815)	(7,395,059)	(7,871,201)	(7,949,509)	(8,571,475)
Fire - EMS	(21,989)	(45,453)	(26,291)	(35,750)	(35,125)	(43,900)
Fire - Prev. and Investigation	(11,911)	(8,977)	(9,231)	(5,000)	(5,000)	(5,000)
Fire - Training and Public Ed	(18,601)	(29,611)	(30,612)	(52,750)	(52,750)	(65,010)
Public Health Services	(798,519)	(761,163)	(613,578)	(843,969)	(804,425)	(763,918)
Information Technology	(923,590)	(1,025,408)	(1,103,590)	(1,494,889)	(1,723,051)	(1,587,423)
Police	(18,012,679)	(19,217,147)	(19,581,300)	(20,472,712)	(20,317,919)	(21,590,625)
DPW - Engineering	(399,674)	(593,916)	(810,473)	(401,338)	(1,130,094)	(402,979)
DPW - Administration	(500,862)	(569,647)	(576,877)	(620,421)	(603,936)	(624,913)
DPW - Street Lighting	(350,908)	(391,712)	(382,352)	(462,172)	(465,324)	(471,662)
DPW - Street Services	(1,261,700)	(1,318,254)	(1,413,456)	(1,961,790)	(1,699,684)	(1,875,104)
DPW - Building Maintenance	(766,152)	(947,680)	(842,598)	(957,226)	(926,540)	(1,033,077)
DPW - Forestry	(1,353,400)	(1,287,846)	(1,336,312)	(1,776,142)	(1,687,276)	(1,788,921)
DPW - Fleet Operations	(1,747,090)	(1,702,854)	(1,523,411)	(1,876,838)	(1,624,615)	(1,923,863)
Village Clerk's Office (VCO)	(393,369)	(263,331)	(265,573)	(279,404)	(276,670)	(268,123)
Village President & Board of Trustees	(71,396)	(75,743)	(76,250)	(84,623)	(83,595)	(126,324)
<b>Total Expenditures</b>	<b>(48,048,753)</b>	<b>(51,655,246)</b>	<b>(52,709,696)</b>	<b>(57,600,045)</b>	<b>(56,503,095)</b>	<b>(59,814,330)</b>
<b>Net Surplus (Deficit)</b>	<b>737,817</b>	<b>107,286</b>	<b>(482,920)</b>	<b>(1,996,530)</b>	<b>667,984</b>	<b>(0)</b>

Village of Oak Park  
 General Fund Budget Summary  
 By Department by Category  
 Fiscal Year 2017

<u>Department</u>	<u>Department Number</u>	<u>Personal Services</u>	<u>Fringe Benefits</u>	<u>Materials &amp; Supplies</u>	<u>Contractual Services</u>	<u>Capital Outlay</u>	<u>Grants</u>	<u>Transfers Out</u>	<u>Debt Service</u>	<u>TOTAL</u>
Village President and Board of Trustees	41010	(91,800)	(7,674)	(18,850)	(8,000)	-	-	-	-	(126,324)
Village Manager's Office	41020	(407,181)	(172,281)	(49,125)	(525,545)	-	-	-	-	(1,154,132)
Adjudication	41030	(203,704)	(88,646)	(55,060)	(199,412)	-	-	-	-	(546,822)
Information Technology	41040	(600,951)	(285,112)	(283,360)	(418,000)	-	-	-	-	(1,587,423)
Law Department	41070	(321,035)	(133,427)	(13,475)	(282,000)	-	-	-	-	(749,937)
Human Resources	41080	(316,921)	(161,825)	(36,000)	(237,000)	-	-	-	-	(751,746)
Village Clerk	41100	(175,380)	(67,893)	(3,300)	(21,550)	-	-	-	-	(268,123)
Communications	41110	(224,363)	(97,306)	(80,450)	(64,790)	(16,800)	-	-	-	(483,709)
Finance	41300	(291,205)	(346,386)	(184,750)	(515,700)	-	-	(540,000)	-	(1,878,041)
Police	42400	(12,937,870)	(7,851,198)	(178,550)	(492,257)	(130,750)	-	-	-	(21,590,625)
Fire Department	42500	(6,828,660)	(7,262,539)	(181,465)	(618,544)	(40,050)	-	-	-	(14,931,258)
Public Works	43700	(2,848,034)	(1,240,996)	(905,516)	(2,675,675)	(450,300)	-	-	-	(8,120,520)
Public Health Services	44550	(429,471)	(182,207)	(15,450)	(136,790)	-	-	-	-	(763,918)
Development Customer Services	46202	(1,568,046)	(588,106)	(153,532)	(1,533,650)	-	(2,082,500)	-	(671,046)	(6,596,880)
Community Relations	46300	(177,087)	(60,835)	(1,450)	(25,500)	-	-	-	-	(264,872)
<b>TOTAL</b>		<u>(27,421,707)</u>	<u>(18,546,431)</u>	<u>(2,160,333)</u>	<u>(7,754,413)</u>	<u>(637,900)</u>	<u>(2,082,500)</u>	<u>(540,000)</u>	<u>(671,046)</u>	<u>(59,814,330)</u>



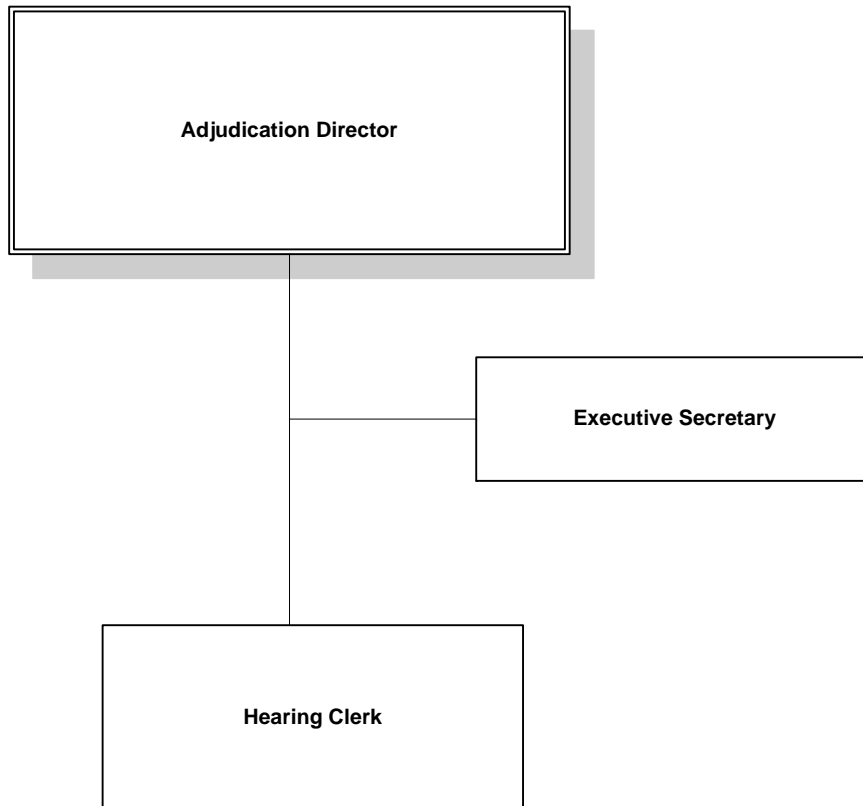
<u>Fund</u>	<u>Dept</u>	<u>Program</u>	<u>Account</u>	<u>Description</u>	<u>Department</u>	<u>Description</u>	<u>2013</u> <u>Actual</u>	<u>2014</u> <u>Actual</u>	<u>2015</u> <u>Actual</u>	<u>2016</u> <u>Budget</u>	<u>2016</u> <u>Projected</u>	<u>2017</u> <u>Budget</u>
1001	41300	101	411401	General Fund	Finance	Property Tax Levy	12,652,374	12,877,375	13,491,968	13,662,408	13,662,408	15,232,408
1001	41300	101	411403	General Fund	Finance	Police Pension Levy	-	10,018	-	-	-	-
1001	42400	101	411403	General Fund	Police	Police Pension Levy	3,711,498	4,025,872	4,017,409	4,471,964	4,471,964	4,940,474
1001	42400	101	411404	General Fund	Police	Fire Pension Levy	-	8,278	-	-	-	-
1001	42500	101	411404	General Fund	Fire Admin	Fire Pension Levy	3,338,942	3,341,308	3,387,257	3,574,416	3,574,416	5,601,488
1001	41300	101	411414	General Fund	Finance	TIF Surplus Distribution	169,827	370,801	-	390,000	800,000	900,000
							<b>19,872,641</b>	<b>20,633,652</b>	<b>20,896,634</b>	<b>22,098,788</b>	<b>22,508,788</b>	<b>26,674,370</b>
1001	41300	101	413405	General Fund	Finance	Retailers' Occupation Tax Revenue	4,383,127	4,473,774	4,757,561	4,700,000	5,500,000	4,200,000
1001	41300	101	413404	General Fund	Finance	Use Tax Revenue	-	-	-	-	-	1,300,000
1001	41300	101	414409	General Fund	Finance	Real Estate Transfer Tax	2,492,336	2,942,978	2,767,200	2,950,000	3,100,000	3,200,000
1001	41300	101	414410	General Fund	Finance	Exempt Real Estate Transaction	13,380	16,170	14,964	15,000	15,000	15,000
1001	41300	101	414412	General Fund	Finance	Hotel Motel Tax	145,004	167,996	175,450	170,000	160,000	170,000
1001	41300	101	414413	General Fund	Finance	Liquor Tax	494,877	489,667	535,801	596,667	601,000	605,000
1001	41300	101	TBD	General Fund	Finance	Food & Beverage Tax	-	-	-	-	-	-
1001	41300	101	414425	General Fund	Finance	Natural Gas Use Tax	220,035	228,795	203,509	220,000	190,000	459,000
1001	41300	101	416406	General Fund	Finance	Electric Utility Tax	3,840,322	3,900,243	3,486,567	3,900,000	1,500,000	1,600,000
1001	41300	101	416407	General Fund	Finance	Natural Gas Tax	-	-	-	-	620,000	760,000
1001	41300	101	416408	General Fund	Finance	Telecommunications Tax	-	-	-	-	1,300,000	1,300,000
1001	43770	101	418408	General Fund	Parking Services	Vehicle Tax	1,234,916	1,228,689	-	1,707,944	1,750,000	1,750,000
1001	43770	122	418408	General Fund	Parking Services	Vehicle Tax	-	-	1,214,172	-	-	-
1001	41300	101	435407	General Fund	Finance	State Income Tax Revenue	4,942,954	4,966,998	5,519,985	5,400,000	5,400,000	5,325,000
1001	41300	101	435410	General Fund	Finance	Personal Prop Replacement Tax	1,300,964	1,339,184	1,263,351	1,400,000	1,400,000	1,300,000
1001	41300	101	441463	General Fund	Finance	MFT Tax Refund	9,381	8,118	9,235	-	-	-
1001	43710	101	441463	General Fund	DPW - Administration	MFT Tax Refund	-	-	-	9,000	9,000	9,000
							<b>19,077,295</b>	<b>19,762,610</b>	<b>19,947,795</b>	<b>21,068,611</b>	<b>21,545,000</b>	<b>21,993,000</b>
1001	46206	101	421424	General Fund	DCS - Neighborhood Services	Residential Rental License	-	3,480	6,260	-	6,500	6,500
1001	41100	101	421426	General Fund	Village Clerk's Office (VCO)	Business Licenses	234,756	-	-	-	-	-
1001	46205	101	421426	General Fund	DCS - Business Services	Business Licenses	-	238,512	327,805	329,000	329,000	325,000
1001	46250	101	421426	General Fund	DCS- Permit Processing	Business Licenses	54,900	49,100	70,300	-	-	-
1001	46205	101	421427	General Fund	DCS - Business Services	Liquor Licenses	-	118,029	119,982	125,000	125,000	125,000
1001	46206	101	421428	General Fund	DCS - Neighborhood Services	Multi-Family Dwelling License	142,150	132,878	137,228	140,500	140,000	115,000
1001	41100	101	421429	General Fund	Village Clerk's Office (VCO)	Chauffeur License Revenue	3,580	-	-	-	-	-
1001	46205	101	421429	General Fund	DCS - Business Services	Chauffeur License Revenue	-	2,100	2,120	3,000	2,000	2,000
1001	41100	101	421430	General Fund	Village Clerk's Office (VCO)	Chauffeur Background Check	3,745	-	-	-	-	-
1001	46205	101	421430	General Fund	DCS - Business Services	Chauffeur Background Check	-	4,380	3,525	2,000	2,000	2,000
1001	46250	101	422425	General Fund	DCS - Permit Processing	Building Permits	739,731	1,051,690	985,308	2,045,000	1,300,000	1,300,000
1001	46250	602	422425	General Fund	DCS - Permit Processing	Building Permits	-	(75)	-	-	-	-
1001	46202	101	422426	General Fund	DCS - Planning Division	Zoning Variance Application	1,830	11,495	13,530	11,975	8,000	8,000
1001	46250	101	422428	General Fund	DCS - Permit Processing	Street Permits	64,599	-	-	85,000	45,000	55,000
1001	46250	601	422428	General Fund	DCS - Permit Processing	Street Permits	-	43,270	42,258	-	-	-
1001	44550	101	422429	General Fund	HEALTH - Health Services	Animal Licenses	-	-	-	38,000	33,000	33,000

<u>Fund</u>	<u>Dept</u>	<u>Program</u>	<u>Account</u>	<u>Description</u>	<u>Department</u>	<u>Description</u>	<u>2013</u> <u>Actual</u>	<u>2014</u> <u>Actual</u>	<u>2015</u> <u>Actual</u>	<u>2016</u> <u>Budget</u>	<u>2016</u> <u>Projected</u>	<u>2017</u> <u>Budget</u>
1001	44550	615	422429	General Fund	HEALTH - Health Services	Animal Licenses	35,601	33,857	30,804	-	-	-
1001	44550	655	422431	General Fund	HEALTH - Health Services	Beekeeping	75	471	375	-	450	500
1001	46250	101	422436	General Fund	DCS - Permit Processing	Building Permit Penalties	135	182	195	-	400	500
1001	46250	101	422437	General Fund	DCS - Permit Processing	Building Plan Reviews	44,825	16,540	127,195	-	-	-
1001	44550	101	431420	General Fund	HEALTH - Health Services	Flu Shot Medicare Reimb.	350	-	-	-	-	-
1001	43740	101	431425	General Fund	DPW- Street Services	Grant Application Fees	-	648	-	-	-	-
1001	46250	101	440475	General Fund	DCS - Permit Processing	Construction Inspection Fee	-	525	-	-	-	-
1001	46250	601	440475	General Fund	DCS - Permit Processing	Construction Inspection Fee	770	-	-	-	-	-
1001	46250	101	441455	General Fund	DCS - Permit Processing	Elevator Inspection Fees	-	-	-	21,000	10,000	22,000
1001	46250	602	441455	General Fund	DCS - Permit Processing	Elevator Inspection Fees	37,131	31,158	265	-	-	-
1001	46250	101	441456	General Fund	DCS - Neighborhood Services	Street Opening Fees	11,116	14,425	15,130	12,000	18,000	18,000
1001	46206	101	441458	General Fund	DCS - Neighborhood Services	Vacant Bldg Registration Reven	-	28,030	700	6,500	7,000	7,000
1001	46250	602	441459	General Fund	DCS - Permit Processing	Vacant Bldg Registration Reven	500	-	-	-	-	-
1001	41300	127	441467	General Fund	Special Events	Special Events Application Fee	1,575	1,325	1,450	-	-	-
1001	41300	101	441467	General Fund	Finance	Special Events Application Fee	-	-	-	1,350	1,500	1,500
1001	46206	601	445456	General Fund	DCS - Permit Processing	Condo Inspection Fees	45,355	44,846	44,900	-	45,000	45,000
							<b>1,422,726</b>	<b>1,826,867</b>	<b>1,929,329</b>	<b>2,820,325</b>	<b>2,072,850</b>	<b>2,066,000</b>
1001	41100	101	421427	General Fund	Village Clerk's Office (VCO)	Village Clerk	102,867	-	-	-	-	-
1001	42400	101	434462	General Fund	Police	RCFL OT Reimbursement	8,663	10,233	6,035	18,000	12,000	12,000
1001	42500	101	440458	General Fund	Fire Admin	Ambulance Charges	-	-	-	1,000,000	1,200,000	1,275,000
1001	42520	101	440458	General Fund	Fire- EMS	Ambulance Charges	859,687	860,212	773,751	-	-	-
1001	42620	101	440458	General Fund	Fire - Dispatch	Ambulance Charges	-	-	211,778	-	-	-
1001	42530	101	440473	General Fund	Fire - Prev. and Investigation	Smoke Detector Sales	-	-	7	-	-	-
1001	46250	101	440476	General Fund	DCS - Permit Processing	Sales Inspection Revenue	-	1,344	4,267	-	-	-
1001	42400	101	440480	General Fund	Police	CTA Reimbursement	-	258,145	-	200,000	200,000	200,000
1001	42400	421	440480	General Fund	Police	CTA Reimbursement	148,834	-	238,281	-	-	-
1001	42520	101	440482	General Fund	Fire- EMS	Fire CPR Classes Fees	16,864	15,927	14,130	-	-	-
1001	42540	101	440482	General Fund	FIRE - Training and Public Ed.	Fire CPR Classes Fees	-	-	-	12,000	12,000	15,000
1001	43710	101	440483	General Fund	DPW - Administration	Tree Removal Revenue	-	-	-	1,000	-	-
1001	43800	741	440483	General Fund	DPW - Forestry	Tree Removal Revenue	2,540	-	1,662	-	-	-
1001	41040	141	440486	General Fund	Information Technology	Info Tech Support River Forest	35,000	35,000	2,917	-	-	-
1001	41040	141	440487	General Fund	Information Technology	Info Tech Support WSCDC	50,085	50,000	-	-	-	-
1001	41300	101	440488	General Fund	Finance	Sale of Liquid Gas	72,726	78,939	-	-	-	-
1001	41300	101	440488	General Fund	Finance	Sale of Liquid Gas	-	-	48,824	-	-	-
1001	43710	101	440488	General Fund	DPW - Administration	Sale of Liquid Gas	-	-	-	62,000	50,000	50,000
1001	43710	101	440490	General Fund	DPW - Administration	Charges for Repairs Parts	-	47,965	-	45,000	50,000	50,000
1001	43900	734	440490	General Fund	DPW - Administration	Charges for Repairs Parts	35,075	-	45,090	-	-	-
1001	41080	135	440492	General Fund	HR - Human Resources	Reimbursement of Expenses	142	-	-	-	-	-
1001	42400	101	440492	General Fund	Police	Reimbursement of Expenses	462	-	-	-	-	-
1001	43780	101	440492	General Fund	DPW - Capital Projects	Reimbursement of Expenses	-	831	-	1,500	1,000	1,000
1001	43800	742	440492	General Fund	DPW - Forestry	Reimbursement of Expenses	-	-	975	-	-	-
1001	46204	101	440492	General Fund	DCS	Reimbursement of Expenses	90	-	-	-	-	-

<u>Fund</u>	<u>Dept</u>	<u>Program</u>	<u>Account</u>	<u>Description</u>	<u>Department</u>	<u>Description</u>	<u>2013</u> <u>Actual</u>	<u>2014</u> <u>Actual</u>	<u>2015</u> <u>Actual</u>	<u>2016</u> <u>Budget</u>	<u>2016</u> <u>Projected</u>	<u>2017</u> <u>Budget</u>
1001	42400	101	440493	General Fund	Police	OPRFHS Event Reimbursement	20,184	6,409	7,671	7,000	7,000	7,000
1001	42510	101	440493	General Fund	Fire Operations	OPRFHS Event Reimbursement	-	1,792	-	-	-	-
1001	42400	413	440494	General Fund	Police	School Resource Police Officer	-	146,740	188,796	-	-	-
1001	42400	101	440494	General Fund	Police	School Resource Police Officer	-	-	-	104,040	145,000	145,000
1001	42400	414	440495	General Fund	Police	School Resource Police Officer	175,000	175,000	131,250	-	-	-
1001	42400	101	440495	General Fund	Police	Crossing Guard Reimbursement	-	-	-	175,000	175,000	175,000
1001	42400	101	440496	General Fund	Police	Arrest Warrant Reimbursement	980	1,365	2,860	-	-	-
1001	42400	101	440497	General Fund	Police	Police Evidence Revenue	-	19,995	3,785	-	-	-
1001	42400	101	440498	General Fund	Police	Police Training Reimbursement	-	10,240	8,280	-	-	-
1001	46202	101	441445	General Fund	DCS - Planning Division	Book Sales	-	300	-	-	-	-
1001	46202	332	441445	General Fund	DCS - Planning Division	Book Sales	620	-	-	-	-	-
1001	41100	101	441451	General Fund	Village Clerk's Office (VCO)	Copy Fees	248	124	140	150	500	500
1001	42520	101	441451	General Fund	Fire- EMS	Copy Fees	293	110	187	-	-	-
1001	43700	721	441451	General Fund	DPW Enginneering	Copy Fees	1,460	1,490	1,370	-	-	-
1001	46250	101	441451	General Fund	DCS - Permit Processing	Copy Fees	15	-	-	-	-	-
1001	43740	101	441464	General Fund	DPW - Street Services	Scrap Revenue	-	-	442	-	-	-
1001	41100	127	441465	General Fund	Village Clerk's Office (VCO)	Special Events Revenue	5	-	-	-	-	-
1001	42400	127	441465	General Fund	Police	Special Events Revenue	2,250	765	2,170	-	-	-
1001	43740	127	441465	General Fund	DPW - Street Services	Special Events Revenue	7,564	7,500	9,567	-	-	-
1001	46300	101	441465	General Fund	Community Relations	Special Events Revenue	-	-	-	30,000	32,000	32,000
1001	46300	127	441465	General Fund	Community Relations	Special Events Revenue	25,467	24,760	17,124	-	-	-
1001	41100	101	441468	General Fund	Village Clerk's Office (VCO)	BASSET Training Fee	1,920	-	-	-	-	-
1001	42400	101	441470	General Fund	Police	Police Reports	14,667	14,942	14,397	14,824	15,000	15,000
1001	42400	101	441471	General Fund	Police	Subpoena Fees	1,114	530	592	500	500	500
1001	42500	101	441472	General Fund	Fire Admin	False Alarm Revenue	-	-	-	36,000	-	20,000
1001	42510	101	441472	General Fund	Fire Operations	False Alarm Revenue	38,400	26,400	19,100	-	-	-
1001	42500	101	442460	General Fund	Fire Admin	Alarm Fees	-	-	-	51,000	56,800	58,000
1001	42510	101	442460	General Fund	Fire Operations	Alarm Fees	25,480	114,235	57,837	-	-	-
1001	44550	609	445451	General Fund	HEALTH - Health Services	Food Service Mgmt Course Fees	2,350	-	1,300	-	1,400	1,400
1001	44550	615	445452	General Fund	HEALTH - Health Services	Pound Other Fees	5,186	-	-	-	-	-
1001	44550	101	445452	General Fund	HEALTH - Health Services	Pound Other Fees	-	-	5,768	8,000	6,000	6,000
1001	44550	615	445452	General Fund	HEALTH - Health Services	Pound Other Fees	-	5,374	-	-	-	-
1001	44550	101	445457	General Fund	HEALTH - Health Services	Know Your Numbers	160	-	-	-	-	-
1001	44550	101	445459	General Fund	HEALTH - Health Services	Environmental Services - VOP	-	-	-	5,000	5,000	3,000
1001	44550	612	445459	General Fund	HEALTH - Health Services	Environmental Services - VOP	94,670	6,327	11,420	-	-	-
1001	41300	171	462477	General Fund	Finance	Rental of Property	40,186	40,686	-	-	-	-
1001	46205	101	462477	General Fund	DCS - Business Services	Rental of Property	-	-	93,701	42,000	-	-
							<b>1,791,255</b>	<b>1,963,679</b>	<b>1,925,472</b>	<b>1,813,014</b>	<b>1,969,200</b>	<b>2,066,400</b>
1001	43740	101	431400	General Fund	DPW - Street Services	Grant Revenue	-	70,727	-	-	-	-
1001	43740	101	431400	General Fund	DPW - Street Services	Grant Revenue	68,984	-	-	-	-	-
1001	46202	101	431400	General Fund	DCS - Planning Division	Grant Revenue	-	-	20,000	480,364	-	-
1001	46206	101	431425	General Fund	DCS - Neighborhood Services	Grant or Loan Application Fee	955	-	75	-	525	525

<u>Fund</u>	<u>Dept</u>	<u>Program</u>	<u>Account</u>	<u>Description</u>	<u>Department</u>	<u>Description</u>	<u>2013</u> <u>Actual</u>	<u>2014</u> <u>Actual</u>	<u>2015</u> <u>Actual</u>	<u>2016</u> <u>Budget</u>	<u>2016</u> <u>Projected</u>	<u>2017</u> <u>Budget</u>
1001	44550	101	440448	General Fund	Health	Grants- Health Salary Reimb.	-	-	-	-	-	195,035
1001	41300	101	464463	General Fund	Finance	Drug Enforcement Agency Reimb	-	-	9	-	-	-
1001	42400	101	434463	General Fund	Police	Drug Enforcement Agency Reimb	20,237	17,510	13,363	18,000	-	-
							<b>90,175</b>	<b>88,237</b>	<b>33,447</b>	<b>498,364</b>	<b>525</b>	<b>195,560</b>
1001	42400	101	451110	General Fund	Police	Court Fines	93,405	100,405	66,984	102,413	70,000	70,000
1001	42400	101	451441	General Fund	Police	Parking Fines	-	-	-	2,555,000	2,000,000	2,500,000
1001	42400	412	451441	General Fund	Police	Parking Fines	2,285,941	-	1,968,199	-	-	-
1001	42400	413	451441	General Fund	Police	Parking Fines	-	-	(60)	-	-	-
1001	42400	412	451441	General Fund	Police	Parking Fines	-	(435)	-	-	-	-
1001	42460	408	451441	General Fund	Police	Parking Fines	-	30	-	-	-	-
1001	42460	412	451441	General Fund	Police	Parking Fines	-	2,051,061	(400)	-	-	-
1001	46260	408	451441	General Fund	DCS - Permit Processing	Parking Fines	-	40	-	-	-	-
1001	41030	101	451446	General Fund	Adjudication	Non-Compliance Fines	45,825	40,328	34,911	45,500	20,000	20,000
							<b>2,425,171</b>	<b>2,191,430</b>	<b>2,069,634</b>	<b>2,702,913</b>	<b>2,090,000</b>	<b>2,590,000</b>
1001	41300	101	491438	General Fund	Finance	Trans Fr Motor Fuel Tax Fund	1,500,000	1,600,000	1,270,000	1,800,000	1,386,200	1,344,000
1001	41300	101	491440	General Fund	Finance	Transfer From Water Fund	1,050,000	1,050,000	1,050,000	1,050,000	1,050,000	-
1001	41300	101	491487	General Fund	Finance	Transfer From SSA6	-	24,461	-	-	-	-
1001	41300	101	491495	General Fund	Finance	Transfer From CIP Fund	497,000	500,000	500,004	500,000	500,000	-
1001	41300	101	491499	General Fund	Finance	Transfer From Other Funds	-	61,205	-	-	1,000,000	1,680,000
							<b>3,047,000</b>	<b>3,235,665</b>	<b>2,820,004</b>	<b>3,350,000</b>	<b>3,936,200</b>	<b>3,024,000</b>
1001	41300	101	461450	General Fund	Finance	Loan Interest	-	-	-	6,500	-	-
1001	46204	101	461450	General Fund	DCS	Loan Interest	2,974	-	-	-	-	-
1001	46206	101	461450	General Fund	DCS - Neighborhood Services	Loan Interest	6,723	5,715	13,397	-	-	-
1001	41300	101	461490	General Fund	Finance	Interest Revenue	10,526	24,383	3,560	15,000	5,000	5,000
1001	46260	101	493805	General Fund	Development Customer Services	Loan Proceeds	-	800,000	1,430,000	-	-	-
1001	41300	101	493810	General Fund	Finance	IMET Recovery	-	-	11,251	-	-	-
							<b>20,223</b>	<b>830,098</b>	<b>1,458,209</b>	<b>21,500</b>	<b>5,000</b>	<b>5,000</b>
1001	41030	101	462476	General Fund	Adjudication	Gain/Loss on Sale of Property	-	665	-	-	-	-
1001	41040	101	462476	General Fund	Information Technology	Gain/Loss on Sale of Property	397	-	-	-	-	-
1001	41300	101	462476	General Fund	Finance	Gain/Loss on Sale of Property	-	99,426	-	25,000	1,868,516	25,000
1001	42510	101	462476	General Fund	Fire Operations	Gain/Loss on Sale of Property	-	-	3,801	-	-	-
1001	43720	101	462476	General Fund	DPW - Street Lighting	Gain/Loss on Sale of Property	-	94	-	-	-	-
1001	43740	101	462476	General Fund	DPW - Street Services	Gain/Loss on Sale of Property	22,137	2,717	10,900	-	-	-
1001	43900	101	462476	General Fund	DPW - Fleet Operations	Gain/Loss on Sale of Property	1,759	417	12,693	-	-	-
1001	43720	101	413408	General Fund	DPW - Street Lighting	Traffic Signal Maintenance Rev	835	-	-	65,000	65,000	65,000
1001	43740	101	434451	General Fund	DPW - Street Services	State Aid Route Maintenance	-	-	17,900	-	-	-
1001	41110	101	441431	General Fund	Communication	Cable TV Franchise Fee	-	-	-	1,050,000	1,050,000	1,050,000
1001	41300	101	441431	General Fund	Finance	Cable TV Franchise Fee	934,446	975,356	998,985	-	-	-
1001	41300	101	441447	General Fund	Finance	Cashier Over/Short	127	(57)	9	-	-	-

<u>Fund</u>	<u>Dept</u>	<u>Program</u>	<u>Account</u>	<u>Description</u>	<u>Department</u>	<u>Description</u>	<u>2013</u> <u>Actual</u>	<u>2014</u> <u>Actual</u>	<u>2015</u> <u>Actual</u>	<u>2016</u> <u>Budget</u>	<u>2016</u> <u>Projected</u>	<u>2017</u> <u>Budget</u>
1001	41020	101	441462	General Fund	VMO	Miscellaneous Revenue	-	6,998	-	-	-	-
1001	41070	101	441462	General Fund	LEGAL - Risk Management	Miscellaneous Revenue	-	20	-	-	-	-
1001	41300	101	441462	General Fund	Finance	Miscellaneous Revenue	-	-	6,116	20,000	25,000	25,000
1001	41300	101	441462	General Fund	Finance	Miscellaneous Revenue	15,725	14,956	-	-	-	-
1001	42400	101	441462	General Fund	Police	Miscellaneous Revenue	317	-	82	-	-	-
1001	42500	101	441462	General Fund	Fire Admin	Miscellaneous Revenue	99	-	-	-	-	-
1001	43740	101	441462	General Fund	DPW - Street Services	Miscellaneous Revenue	4,361	-	1,363	-	-	-
1001	43900	101	441462	General Fund	DPW - Fleet Operations	Miscellaneous Revenue	408	1,063	800	-	-	-
1001	46202	101	441462	General Fund	DCS - Planning Division	Miscellaneous Revenue	-	500	-	-	-	-
1001	46206	101	441462	General Fund	DCS - Neighborhood Services	Miscellaneous Revenue	308	220	255	-	-	-
1001	41071	101	441475	General Fund	LEGAL - Risk Management	Recovered Damages	23,479	46,132	27,559	70,000	35,000	35,000
1001	43720	101	441475	General Fund	DPW - Street Lighting	Recovered Damages	29,801	57,587	50,790	-	-	-
1001	43900	101	441475	General Fund	DPW - Fleet Operations	Recovered Damages	5,884	4,390	14,999	-	-	-
1001	46250	601	441475	General Fund	DCS - Permit Processing	Recovered Damages	-	19,811	-	-	-	-
							<u>1,040,085</u>	<u>1,230,294</u>	<u>1,146,252</u>	<u>1,230,000</u>	<u>3,043,516</u>	<u>1,200,000</u>
SUBTOTAL							<u>48,786,570</u>	<u>51,762,532</u>	<u>52,226,776</u>	<u>55,603,515</u>	<u>57,171,079</u>	<u>59,814,330</u>



# **Administrative Adjudication**

## **Executive Overview**

### **Departmental Summary**

Administrative Adjudication conducts administrative hearings for the Village of Oak Park, Illinois. The hearings are divided into two primary categories: Parking and Local Ordinance Violations. The citations that are adjudicated are issued by various departments/divisions in the Village including Police, Fire, Health, Public Works and Development Customer Services. The department maintains the records of the hearings and transmits notices to individuals that have pending matters.

### **2016 Accomplishments**

Adjudication made significant steps to improve customer service and will issue a customer service survey.

Adjudication added Rosecrance as a provider for juvenile respondents. As a result, professional substance assessments along with other services are available to the youth respondents.

Adjudication working with IT was able to improve the functionality of the local ordinance computerized database. The changes, in part, made the database more user-friendly, enhanced security, reduced the possibility of erroneous entries and created better tracking of data entries. These improvements better allow for the continued use of the database until a replacement database is installed.

### **2017 Work Plan**

Adjudication will continue to work to improve all services including the automation of more processes. The goal of automation is to make the process smoother but also to limit or eliminate the use of paper.

Additionally, the office is continually working on customer service issues and assessing the viability of various tools in an adjudication environment.

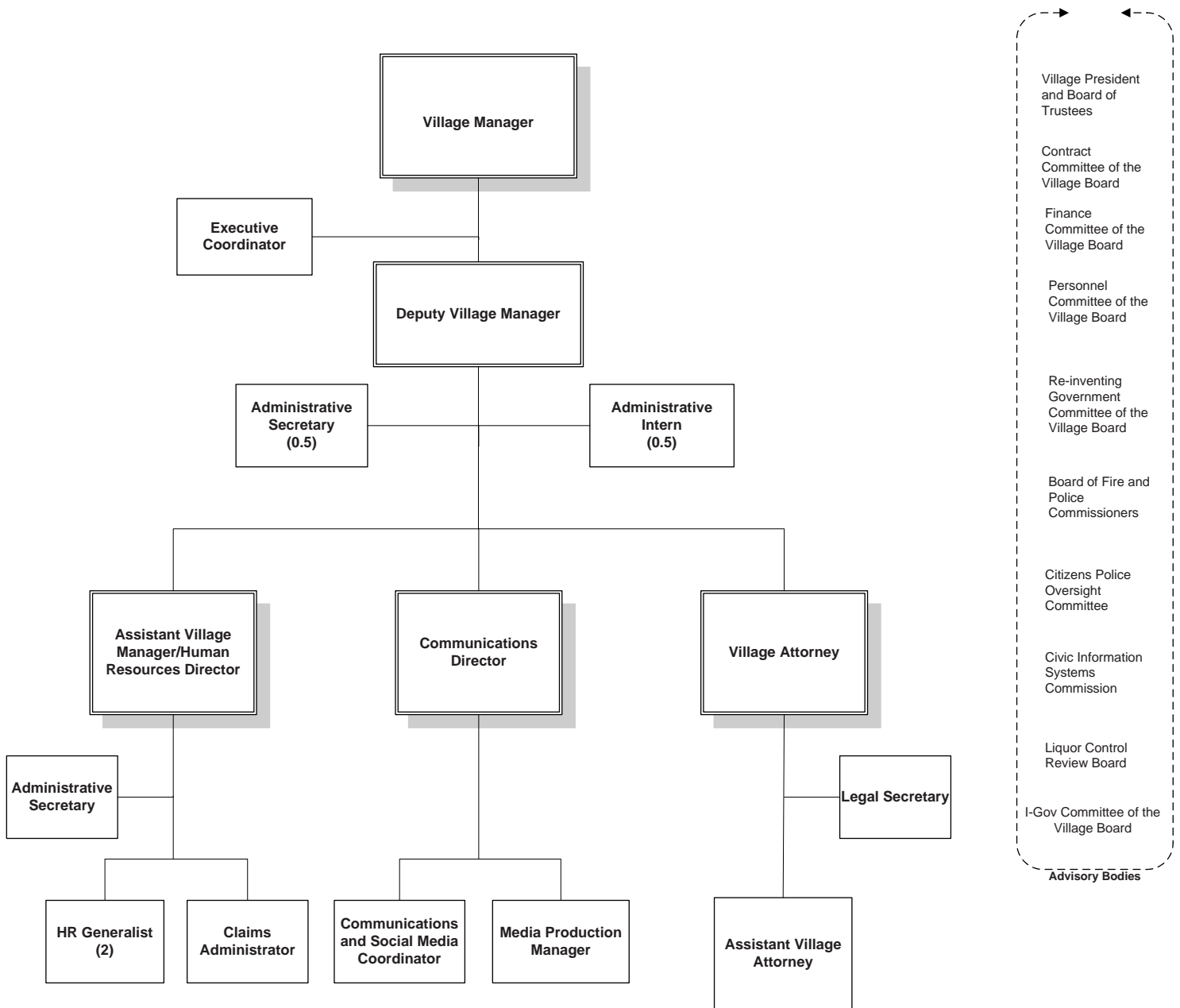
Adjudication will continue to work to improve the services to juveniles that appear for hearings. One focus will be the ongoing interaction with service providers such as the Oak Park Township Youth Services in order to fully deliver non-financial and non-punitive remedies to youth respondents. Another focus will be to develop a greater number of opportunities for non-Oak Park and River Forest youth that appear in Adjudication.

VILLAGE OF OAK PARK  
FISCAL YEAR 2017 BUDGET  
GENERAL FUND - ADJUDICATION

<u>Fund</u>	<u>Dept</u>	<u>Program</u>	<u>Account</u>	<u>Description</u>	<u>Department</u>	<u>Description</u>	<u>2013</u> <u>Actual</u>	<u>2014</u> <u>Actual</u>	<u>2015</u> <u>Actual</u>	<u>2016</u> <u>Budget</u>	<u>2016</u> <u>Projected</u>	<u>2017</u> <u>Budget</u>
1001	41030	101	510501	General Fund	Adjudication	Regular Salaries	(186,441)	(167,502)	(191,603)	(192,995)	(191,000)	(193,704)
1001	41030	101	510503	General Fund	Adjudication	Overtime	(7,034)	(5,492)	(7,032)	(15,000)	(10,000)	(10,000)
SUB-TOTAL PERSONAL SERVICES							(193,475)	(172,994)	(198,635)	(207,995)	(201,000)	(203,704)
1001	41030	101	510519	General Fund	Adjudication	Vacation Time Payout	-	(190)	-	-	-	-
1001	41030	101	520515	General Fund	Adjudication	Health Insurance Opt Out	(2,407)	(2,407)	(2,307)	-	-	-
1001	41030	101	520520	General Fund	Adjudication	Life Insurance Expense	(166)	(147)	(198)	(180)	(252)	(279)
1001	41030	101	520521	General Fund	Adjudication	Health Insurance Expense	(21,038)	(18,470)	(24,225)	(27,551)	(56,334)	(46,429)
1001	41030	101	520522	General Fund	Adjudication	Social Security Expense	(11,544)	(10,326)	(11,744)	(12,896)	(11,144)	(12,010)
1001	41030	101	520523	General Fund	Adjudication	Medicare Expense	(2,700)	(2,415)	(2,747)	(3,016)	(2,591)	(2,809)
1001	41030	101	520527	General Fund	Adjudication	IMRF Contributions	(28,285)	(26,681)	(28,474)	(27,482)	(27,893)	(27,119)
SUB-TOTAL FRINGE BENEFITS							(66,139)	(60,636)	(69,695)	(71,125)	(98,214)	(88,646)
1001	41030	101	530650	General Fund	Adjudication	Conferences Training	(187)	(618)	(2,022)	(2,000)	(2,000)	(2,000)
1001	41030	101	530658	General Fund	Adjudication	Temporary Services	(1,025)	(23,709)	(5,225)	(3,000)	(3,000)	(3,000)
1001	41030	101	530667	General Fund	Adjudication	External Support	(169,998)	(191,163)	(166,030)	(194,412)	(194,412)	(194,412)
1001	41030	101	530675	General Fund	Adjudication	Bank Charges	-	-	(85)	-	-	-
SUB-TOTAL CONTRACTUAL SERVICES							(171,210)	(215,489)	(173,362)	(199,412)	(199,412)	(199,412)
1001	41030	101	550601	General Fund	Adjudication	Printing	(798)	-	(747)	(8,000)	(8,000)	(8,000)
1001	41030	101	550602	General Fund	Adjudication	Membership Dues	(92)	(55)	-	(200)	(200)	(200)
1001	41030	101	550603	General Fund	Adjudication	Postage	(24,110)	(23,175)	(23,199)	(30,000)	(30,000)	(30,000)
1001	41030	101	550605	General Fund	Adjudication	Travel & Mileage Reimbursement	(27)	-	-	-	-	-
1001	41030	101	550606	General Fund	Adjudication	Books & Subscriptions	-	(219)	(542)	(1,760)	(1,760)	(1,760)
1001	41030	101	550652	General Fund	Adjudication	Legal Postings and Doc. Fees	-	-	-	(1,000)	(1,000)	(1,000)
1001	41030	101	550663	General Fund	Adjudication	Software License Updates	(2,648)	(450)	(4,676)	(8,000)	(8,000)	(8,000)
1001	41030	101	550671	General Fund	Adjudication	Office Machine Service	(2,619)	-	-	-	-	-
1001	41030	101	560620	General Fund	Adjudication	Office Supplies	(4,194)	(4,294)	(1,238)	(6,100)	(6,100)	(6,100)
1001	41030	101	560631	General Fund	Adjudication	Operational Supplies	(63)	(11)	-	-	-	-
1001	41030	101	560638	General Fund	Adjudication	Special Events	(315)	(37)	(53)	-	-	-
SUB-TOTAL MATERIALS & SUPPLIES							(34,866)	(28,241)	(30,455)	(55,060)	(55,060)	(55,060)
TOTAL EXPENDITURES							(465,690)	(477,360)	(472,147)	(533,592)	(553,686)	(546,822)



# Administrative Services



## **Village Manager's Office**

### **Executive Overview**

#### **Departmental Summary**

The Village Manager's Office is responsible for overseeing day-to-day operations of the Village. This is accomplished by the Village Manager, Deputy Village Manager, Assistant Village Manager/Human Resources Director, Secretary to the Village Manager and a part time Administrative Secretary. The group of employees is responsible for providing staff support to the Mayor and Board of Trustees along with the five Committees of the Village Board (Personnel, Finance, Contractual, Intergovernmental and Reinventing Government).

The Village Manager position is established pursuant to 65 Illinois Compiled Statutes 5/5-3-7 and the Village Manager shall be appointed by the Board of Trustees. The General Duties of the Village Manager are stated in §2-4-2 of the Municipal Code and note that the Village Manager shall be the chief administrative officer of the Village and exercise all powers and duties assigned to him or her by Statute and such other authority as may be granted by the Board of Trustees. The Manager shall be charged with hiring all employees, other than those under tenure of office laws (e.g. sworn police officers and sergeants, firefighters and lieutenants) and with the enforcement of all laws and ordinances within the municipality insofar as their enforcement is within the powers of the Village. The Manager shall attend all meetings of the Board of Trustees, shall keep the Board informed as to the affairs of the Village, and shall recommend to the Board such actions as may be necessary or expedient for the welfare of the Village.

Under the policy direction and leadership of the Mayor and Board of Trustees, the Village Manager's Office mission is to create excellence in local services via professional local government management, consistent with the following Guiding Principles and Values that inform or influence staff activities at all levels of the organization:

**Communication:** Sharing our knowledge, perspectives and information openly, regularly and clearly with citizens and each other

**Customer Service:** Understanding and providing for the needs of our customers in a prompt, courteous and caring manner

**Diversity:** Valuing, promoting and nurturing human diversity in staff, consultants and contractors

**Fiscal Stewardship:** Assuring the most cost-effective and efficient use of the public's money; earning and maintaining public trust

**Integrity:** Committed to the highest ideals of honor and integrity in all public and professional relationships

**Learning Organization:** Challenging ourselves to learn, grow and expand our professional and technical knowledge

**Professional Management:** Dedicated to consistent, accountable, equitable and effective management techniques and systems

**Recognition:** Appreciating the contributions of our most important resource: Village employees and those citizens who volunteer their time and expertise in service to the community

**Team Work:** Working collaboratively through personal initiative, professional accountability, mutual respect and trust

## 2016 Accomplishments

- Success of the Village Manager's Office is largely a function of the extent to which individual operating departments execute their roles and responsibilities in a manner that reflects the Guiding Principles and Values, and advances the Village Board's Objectives and Goals. Our operating departments have placed considerable focus this year on a number of priorities including but not limited to: economic development, technology, public safety, infrastructure, planning for the future investment in the Eisenhower I-290, and customer service improvements both internally and externally.
- To support and continue to grow a high performing organization, the Village Manager's Office continued in FY16 group training activities with Department Directors related to Gallup's Strength Based Training, Administrative Professional training, ongoing strategies to improve relationships with our collective bargaining units through a focused effort to keep contracts current, employee training opportunities for all staff while on duty (topics were selected by employees) and increase recognition events, supervision (coaching and counseling) and performance evaluation.
- The Village Manager's Office hosted employee appreciation breakfasts to celebrate each new year and we held an ice cream social to celebrate the end of summer for all employees. Village wide, new training opportunities for all employees, entitled Oak Park 101 were continued in 2016.
- Externally, the construction of Vantage at the corner Lake and Forest is nearing completion and the first tenants moved in July 1, 2016. West on Lake Street the Oak Park Station Development is under construction.
- The 2015 Village of Oak Park Citizen Survey was completed and results presented in January 2016.
- The Village Manager welcomed CFO Steven Drazner and Asst. Village Manager/Human Resources Director Julia Scott-Valdez in 2016.

## 2017 Work Plan

The FY17 Village Manager's Office work plan is aligned with the adopted Village Board Objectives and supports the underlying goals. The Objectives updated and adopted September 21, 2015, and include the following **Core Values:**

- Be Fiscally Responsible
- Be Accountable (including outside agencies)
- Communicate & Celebrate Success
- Build Trust

**Objectives include:**

**Economic Development.** *Create an environment for Economic Development that includes a clear comprehensive approach that meets needs of diverse constituents which results in increased commercial vitality village-wide. Focus on retention, recruitment and reinvestment. Prioritize big ideas and unique opportunities that brand Oak Park as a distinctive, one-of-a-kind community.*

**Intergovernmental Relations.** *Collaborate with other taxing bodies and neighboring communities to share resources and address commonly shared community issues that maximize efficient use of the tax dollars.*

**Service Delivery.** *Deliver services to internal and external customers in an efficient, responsive, accurate, professional, welcoming and friendly manner.*

**Minimize the Impact of the Eisenhower Expressway on our Community.** *Prior to year-end 2017, develop multiple coordinated strategies to address the Eisenhower Expressway redevelopment in a manner that will maximize all opportunities for Oak Park*

**Revisit Parking Systems.** *Over the next 24 months, revisit the overall parking systems within Oak Park in a holistic manner. Consider neighborhoods and business districts in order to understand the impact on residents, visitors and employees in the community.*

In addition to reviewing, helping to shape, and monitoring annual work plans presented by the various operating departments to maximize support for the 2015-2016 Village Board Objectives and Goals, the Village Manager's Office will undertake the following departmental activities requiring its resources:

- Continue to plan and implement a model for sustained organizational excellence. This effort includes internally-focused initiatives, such as deployment of the MAP Program and selection of an instrument to survey management and organizational patterns, as well as externally-focused initiatives, such as developing and executing strategies for enhanced listening and accountability to the varied customer/user segments of Village programs and services, whether by choice or by necessity/obligation.
- Plan and conduct the 2017 Village of Oak Park Citizen Survey.
- Use a combination of high-tech and high-touch to improve both vertical and horizontal employee communications. This may include an interactive e-communication forum.
- Continue to identify and implement solutions that simplify access to public services while at the same time ensuring the quality of such interactions along five critical dimensions of service delivery: Employee knowledge/consistency, timeliness, courtesy, fairness/equity, and outcome – receiving what one requests on the first contact, as appropriate.
- Continued training efforts along with enhanced coordination between VMO and the Human Resources Department to improve employee relations and engage all Supervisors in the importance of providing meaningful staff evaluations.

- Continue to develop and deploy strategies to ensure that all public services are provided in a simplified, friendly and timely manner.

VILLAGE OF OAK PARK  
FISCAL YEAR 2017 BUDGET  
GENERAL FUND - VILLAGE MANAGER'S OFFICE

<u>Fund</u>	<u>Dept</u>	<u>Program</u>	<u>Account</u>	<u>Description</u>	<u>Department</u>	<u>Description</u>	<u>2013</u> <u>Actual</u>	<u>2014</u> <u>Actual</u>	<u>2015</u> <u>Actual</u>	<u>2016</u> <u>Budget</u>	<u>2016</u> <u>Projected</u>	<u>2017</u> <u>Budget</u>
1001	41020	101	510501	General Fund	Village Manager's Office (VMO)	Regular Salaries	(453,682)	(465,083)	(430,185)	(374,340)	(408,300)	(406,681)
1001	41020	101	510501	General Fund	Village Manager's Office (VMO)	Regular Salaries	-	-	-	-	-	-
1001	41020	101	510502	General Fund	Village Manager's Office (VMO)	Merit Incentives	-	-	-	(15,601)	-	-
1001	41020	101	510503	General Fund	Village Manager's Office (VMO)	Overtime	(116)	(87)	(165)	(1,500)	(500)	(500)
SUB-TOTAL PERSONAL SERVICES							(453,797)	(465,170)	(430,350)	(391,441)	(408,800)	(407,181)
1001	41020	101	510506	General Fund	Village Manager's Office (VMO)	Equip Allow (Auto,Phone,Tools)	(1,261)	(1,204)	(1,154)	(1,200)	(1,200)	(1,200)
1001	41020	101	510519	General Fund	Village Manager's Office (VMO)	Vacation Time Payout	-	(8,655)	(5,811)	-	-	(6,000)
1001	41020	101	510999	General Fund	Village Manager's Office (VMO)	Grant Admin. - Salaries	-	-	15,363	-	-	-
1001	41020	101	520520	General Fund	Village Manager's Office (VMO)	Life Insurance Expense	(308)	(706)	(814)	(661)	(252)	(465)
1001	41020	101	520521	General Fund	Village Manager's Office (VMO)	Health Insurance Expense	(76,987)	(79,270)	(77,302)	(61,847)	(81,985)	(67,570)
1001	41020	101	520522	General Fund	Village Manager's Office (VMO)	Social Security Expense	(24,876)	(25,887)	(22,314)	(24,269)	(24,429)	(25,214)
1001	41020	101	520523	General Fund	Village Manager's Office (VMO)	Medicare Expense	(6,275)	(6,561)	(6,109)	(5,676)	(5,500)	(5,897)
1001	41020	101	520527	General Fund	Village Manager's Office (VMO)	IMRF Contributions	(65,528)	(71,947)	(61,804)	(53,194)	(58,557)	(56,935)
1001	41020	101	560651	General Fund	Village Manager's Office (VMO)	Employees Awards Recognition	(4,952)	(5,682)	(10,059)	(9,000)	(9,000)	(9,000)
SUB-TOTAL FRINGE BENEFITS							(180,187)	(199,911)	(170,003)	(155,847)	(180,923)	(172,281)
1001	41020	101	530650	General Fund	Village Manager's Office (VMO)	Conferences Training	(6,383)	(9,164)	(4,513)	(11,110)	(11,110)	(11,110)
1001	41020	101	530662	General Fund	Village Manager's Office (VMO)	Boards Commissions Support	(141)	-	(1,979)	(450)	(40,000)	(50,000)
1001	41020	332	530662	General Fund	Village Manager's Office (VMO)	Boards Commissions Support	-	-	(451)	-	(7,635)	-
1001	41020	795	530662	General Fund	Village Manager's Office (VMO)	Boards Commissions Support	-	-	(150)	-	-	-
1001	41020	101	530667	General Fund	Village Manager's Office (VMO)	External Support	(178,285)	(225,177)	(521,782)	(434,856)	(495,020)	(464,435)
1001	41020	332	530667	General Fund	Village Manager's Office (VMO)	External Support	-	-	-	-	-	-
1001	41020	101	530687	General Fund	Village Manager's Office (VMO)	Township Interventionist Program	(30,837)	-	(48,314)	-	-	-
SUB-TOTAL CONTRACTUAL SERVICES							(215,646)	(234,342)	(577,188)	(446,416)	(553,765)	(525,545)
1001	41020	101	550601	General Fund	Village Manager's Office (VMO)	Printing	(918)	(2,124)	(569)	(3,500)	(3,500)	(3,500)
1001	41020	101	550602	General Fund	Village Manager's Office (VMO)	Membership Dues	(31,839)	(29,546)	(26,601)	(26,825)	(31,000)	(31,000)
1001	41020	101	550603	General Fund	Village Manager's Office (VMO)	Postage	(372)	(823)	(766)	(750)	(1,750)	(775)
1001	41020	332	550603	General Fund	Village Manager's Office (VMO)	Postage	-	-	(35)	-	-	-
1001	41020	101	550605	General Fund	Village Manager's Office (VMO)	Travel & Mileage Reimbursement	(197)	(15,000)	(62)	(250)	(50)	(50)
1001	41020	101	550606	General Fund	Village Manager's Office (VMO)	Books & Subscriptions	(749)	(886)	(496)	(750)	(300)	(300)
1001	41020	332	550652	General Fund	Village Manager's Office (VMO)	Legal Postings and Doc. Fees	-	-	(171)	-	-	-
1001	41020	101	550689	General Fund	Village Manager's Office (VMO)	Operational Mainten Support	-	(144)	(149)	(50,000)	-	-
1001	41020	314	550689	General Fund	Village Manager's Office (VMO)	Operational Mainten Support	-	(1,550)	-	-	-	-
1001	41020	101	560616	General Fund	Village Manager's Office (VMO)	Toner Cartridges	-	(317)	(1,474)	-	(1,500)	(1,500)
1001	41020	101	560620	General Fund	Village Manager's Office (VMO)	Office Supplies	(1,806)	(3,109)	(1,897)	(5,000)	(5,000)	(5,000)
1001	41020	101	560625	General Fund	Village Manager's Office (VMO)	Clothing	-	(1,548)	-	-	-	(2,000)
1001	41020	101	560631	General Fund	Village Manager's Office (VMO)	Operational Supplies	-	(425)	-	-	-	-
1001	41020	101	560638	General Fund	Village Manager's Office (VMO)	Special Events	(1,028)	(4,208)	(5,950)	(5,000)	(5,000)	(5,000)
1001	41020	101	560670	General Fund	Village Manager's Office (VMO)	Equipment Rental	(4,594)	(1,388)	-	(3,500)	-	-
1001	41020	101	570720	General Fund	Village Manager's Office (VMO)	Computer Equipment	-	-	-	-	-	-
1001	41020	101	591256	General Fund	Village Manager's Office (VMO)	Meeting Expenses	-	(48)	-	-	-	-
SUB-TOTAL MATERIALS & SUPPLIES							(41,502)	(61,114)	(38,170)	(95,575)	(48,100)	(49,125)
TOTAL EXPENDITURES							(891,132)	(960,536)	(1,215,712)	(1,089,279)	(1,191,588)	(1,154,132)

# Communications

## Executive overview

### Departmental Summary

The Communications Department keeps the public informed about municipal government programs, services and activities through a wide range of public information tools. Communications staff writes, designs, produces and manages informational messages for the full range of communication tools, including electronic, broadcast and print. Staff produces publications such as brochures and booklets, the *OP/FYI* community newsletter and quarterly *Employee News*. Staff also serves as in-house editors and writers of a wide range of messages created by other departments and volunteer bodies, applying basic principles of journalism to ensure messages are free of insider jargon and understandable by laypersons. In addition, the department manages news media relations, including issuing news releases, answering inquiries from reporters and handling crisis communications and response. Other duties include operating the Village's government access cable television station VOP-TV, producing original video programming, managing the public website, [oak-park.us](http://oak-park.us), and the employee intranet website, and publishing *enews*, an ongoing subscription-based, electronic news information dissemination tool. The Department also manages the official social networking communications tools, including [Facebook](https://www.facebook.com), [Twitter](https://twitter.com), [YouTube](https://www.youtube.com) and [Pinterest](https://www.pinterest.com). Staff also provides support to the Village Manager's Office assembling materials and disseminating agenda materials for the Village Board.

### 2016 Accomplishments

- Launched a new employee website, including overseeing design and creating all content.
- Enhanced the television broadcasting, online streaming and in-person experience for meetings held in Council Chamber and room 101 by updating and improving the sound system that was part of the original broadcasting system installed in the late 1990s.
- Increased reach of Facebook messages, reaching an average of about 108,000 people per month. On track to post more than 250 messages this year to a growing base of about 6,500 fans. Engagement with the Village's Facebook followers is on the rise as the Village's posts have been shared more than 700 times and commented on more than 500 times.
- Tweeted some 150 messages through the first half of the year. The official Village Twitter account is on track to break 5,000 followers by the end of 2016.
- Distributed an average of three e-news messages to a growing list of more than 2,700 subscribers.
- Produced 30 new, original programs for VOP-TV and YouTube through first half of 2016. Now have more than 340 original videos online that have received almost 46,000 individual views so far this year, representing some 80,000 minutes of Village-centric messages watched on YouTube.
- Published nine issues of the six-page *OP/FYI* community newsletter that is distributed to nearly 25,000 Oak Park households, taking the Village messages across all socio-economic levels.

- Supported Police in managing and disseminating public information messages related to multiple high-profile incidents.
- Managed regular updates to Village website, which is on pace for more than 1.5 million page views this year.
- Supported the mission of the Civic Information Systems Commission.

## **2017 Work Plan**

- Continue efforts to help build and maintain morale and loyalty among Village employees with a focus on internal communications, small-scale special events and recognition of individual efforts.
- Supplement long-standing public information *push* programs with broader citizen engagement through communications channels that make it easier for citizens to request services, report problems and share opinions.
- Grow the Village's social media presence as an additional, effective tool for timely, direct citizen interaction.
- Effectively integrate the device-responsive public website with a growing number of third-party applications that are being embraced for service administration, including the GIS Consortium and VillageView.
- Integrate short-term needs to upgrade aging VOP-TV equipment within longer-range plans that will help ensure video capabilities remain at high standards for maintaining this vital public policy making communications channel.
- Continue to support all Village departments with public information message packaging and distribution to maximize effectiveness and maintain professional communications standards.
- Support the mission of the Civic Information Systems Commission.



VILLAGE OF OAK PARK  
FISCAL YEAR 2017 BUDGET  
GENERAL FUND - COMMUNICATION

<u>Fund</u>	<u>Dept</u>	<u>Program</u>	<u>Account</u>	<u>Description</u>	<u>Department</u>	<u>Description</u>	<u>2013</u> <u>Actual</u>	<u>2014</u> <u>Actual</u>	<u>2015</u> <u>Actual</u>	<u>2016</u> <u>Budget</u>	<u>2016</u> <u>Projected</u>	<u>2017</u> <u>Budget</u>
1001	41110	101	510501	General Fund	Communication	Regular Salaries	(212,152)	(213,427)	(213,809)	(221,253)	(205,700)	(224,363)
1001	41110	101	510506	General Fund	Communication	Equip Allow (Auto,Phone,Tools)	-	(475)	(460)	(240)	(320)	(480)
1001	41110	101	510999	General Fund	Communication	Grant Admin. - Salaries	882	3,153	617	(240)	-	-
1001	41110	101	520520	General Fund	Communication	Life Insurance Expense	(126)	(166)	(208)	(180)	(168)	(279)
1001	41110	101	520521	General Fund	Communication	Health Insurance Expense	(41,046)	(42,960)	(51,463)	(51,126)	(33,511)	(47,973)
1001	41110	101	520522	General Fund	Communication	Social Security Expense	(12,495)	(12,535)	(12,562)	(13,724)	(12,450)	(13,910)
1001	41110	101	520523	General Fund	Communication	Medicare Expense	(2,922)	(2,932)	(2,938)	(3,210)	(2,893)	(3,253)
1001	41110	101	520527	General Fund	Communication	IMRF Contributions	(30,635)	(32,408)	(30,297)	(31,521)	(29,656)	(31,411)
SUB-TOTAL FRINGE BENEFITS							(86,342)	(88,322)	(97,310)	(100,241)	(78,998)	(97,306)
1001	41110	101	530650	General Fund	Communication	Conferences Training	-	(400)	(25)	(2,500)	(1,000)	(2,500)
1001	41110	101	530660	General Fund	Communication	General Contractuals	(19,724)	(840)	-	(47,040)	(47,040)	(47,040)
1001	41110	113	530660	General Fund	Communication	General Contractuals	(2,940)	-	-	-	-	-
1001	41110	101	530667	General Fund	Communication	External Support	(36,220)	(68,346)	(41,189)	(15,250)	(15,000)	(15,250)
1001	41110	113	530667	General Fund	Communication	External Support	-	(695)	(793)	-	-	-
SUB-TOTAL CONTRACTUAL SERVICES							(58,883)	(70,281)	(42,007)	(64,790)	(63,040)	(64,790)
1001	41110	101	550601	General Fund	Communication	Printing	(31,347)	(31,060)	(27,378)	(35,000)	(34,500)	(35,500)
1001	41110	113	550601	General Fund	Communication	Printing	(60)	-	-	-	-	-
1001	41110	101	550602	General Fund	Communication	Membership Dues	-	-	(230)	(2,500)	(2,500)	(2,500)
1001	41110	113	550602	General Fund	Communication	Membership Dues	-	(465)	-	-	-	-
1001	41110	101	550603	General Fund	Communication	Postage	(29,222)	(34,611)	(35,452)	(35,500)	(36,215)	(36,500)
1001	41110	101	550605	General Fund	Communication	Travel & Mileage Reimbursement	-	-	(9)	(50)	(50)	(50)
1001	41110	101	550606	General Fund	Communication	Books & Subscriptions	-	-	-	(437)	(435)	(500)
1001	41110	101	550666	General Fund	Communication	Public Information Promotions	(2,850)	(918)	(3,934)	(2,000)	(2,058)	(2,500)
1001	41110	101	560616	General Fund	Communication	Toner Cartridges	-	(75)	-	-	-	-
1001	41110	101	560620	General Fund	Communication	Office Supplies	(41)	(66)	(180)	(400)	(400)	(400)
1001	41110	101	560631	General Fund	Communication	Operational Supplies	-	(88)	(693)	(2,500)	(1,250)	(2,500)
1001	41110	113	560631	General Fund	Communication	Operational Supplies	(904)	(1,158)	-	-	-	-
SUB-TOTAL MATERIALS & SUPPLIES							(64,425)	(68,441)	(67,876)	(78,387)	(77,408)	(80,450)
1001	41110	101	570710	General Fund	Communication	Equipment	-	-	-	(17,400)	(17,000)	(15,000)
1001	41110	101	570711	General Fund	Communication	Software	-	-	-	(1,800)	(1,200)	(1,800)
1001	41110	101	570720	General Fund	Communication	Computer Equipment	-	-	-	(1,900)	-	-
SUB-TOTAL CAPITAL OUTLAY							-	-	-	(21,100)	(18,200)	(16,800)
TOTAL EXPENDITURES							(421,802)	(440,471)	(421,002)	(485,771)	(443,346)	(483,709)

# Human Resources

## Executive Overview

### Departmental Summary

Human Resources provides internal services to all departments via highly complex administrative support of the Village Manager, Department Directors and all employees by managing recruiting procedures, employee/retiree services, equal opportunity employment plan management, position classification and pay plan management, records maintenance for all Village employees reflecting tenure, qualifications and service, leaves of absence and related matters, and administration of retirement and insurance plans via a third party contractor.

Services are provided through the following programs:

- **General Administration** – Maintaining accurate employment and benefit records
- **Labor Relations** – Assisting in the negotiation and administration of nine collective bargaining agreements and administering the Personnel Manual to ensure that contractual terms and conditions of employment and general Village policies are applied in a fair and equitable manner.
- **Benefits Administration** - Providing and administering a comprehensive employee benefits program that is cost effective while also considered by employees as having value in terms of their total compensation from the Village.
- **Employment** – Being recognized as an employer of choice through an effective talent management program that includes applicant management, on-boarding, performance management, learning management and recognition and rewards (including compensation) management.
- **Training** – Creating and sustaining a learning environment to communicate Village Guiding Principles and Values, enhance employee engagement through opportunities for personal and professional growth, and evaluate and affirm that programs and services are aligned to Village Board priorities and strategic objectives in a cost-effective manner.

### 2016 Accomplishments

- Reorganization of the Human Resource Department to better meet the needs of the Village organization.
  - Backfilled vacancy with the hire of a Human Resource Generalist to focus on the daily administration of the health insurance plan, workplace leaves and the coordination of Worker's Compensation.
  - Replaced the retired Administrative Secretary position with a Human Resource Generalist to focus on recruitment, training employee relations and timely hiring.
  - Trained generalists to become subject matter experts on all areas of Village operations.

- Realigned the hiring protocol in order to fill vacancies in a more timely manner; providing the best candidate and working within the standards provided by Village policy and collective bargaining agreement.
- Remapped the leave request process to provide more accurate information to the employee and the manager or supervisor.
- Worked closely with the Benefits consultant to ensure that the 2017 health insurance re-enrollment met the benchmark of a 0% error rate.
- Successfully implemented a new occupational health program which included developing an RFP, selecting a new vendor and defining work flow, policies, procedures and transitioning run-off cases.

## **2017 Work Plan**

### **1. Improve employee relations:**

- a. In order to encourage a respectful workplace, the Human Resource department will focus on building relationships with all levels of management and employees and encouraging a cooperative environment for labor management.
- b. The Human Resource Department will focus on the integration of Village principles and values as an integral part of the work culture through the development of a better on-boarding experience for new and promoted employees. The on-boarding experience will include the development of a new employee video which will help employees better understand the Village's expectations as an employer and present policy and principle in an easy to understand presentation, tours of Village facilities and online training to reinforce values and principles.

### **2. Improve employee soft and technical skills**

- a. Develop a training curriculum that will combine online learning with classroom support. Training will focus on improving technical skills required for the ERP update, improving workplace skills such as customer service and building a respectful workplace.
- b. Develop a training curriculum and mentoring programs for Village managers and supervisors which focuses on building better communication skills, legal requirements and awareness of collective bargaining agreements as well as an annual rotation of mandated topics such as harassment, reasonable suspicion, OSHA and public safety training.

### **3. Improve benefit administration**

- a. The Human Resource Department has approached the daily administration of benefits through an ad-hoc lens focusing only on clerical changes rather than understanding the benefits program as a whole. Working closely with Vista, the Village's benefits consultant, HR will bring a higher level of accountability and claims management through monthly plan audits, closer scrutiny during

enrollments, monitoring the award of duty disability benefits and educating employees on their rights and responsibilities.

- b. Managing health through wellness is an important component of modern benefit administration. The Village has made some inroads in providing employees the opportunity to improve their health through their Oak Park 101 series. Human Resources would build on this momentum through the development of an employee-based wellness group, onsite fitness classes and additional opportunities for education and participation.

#### **4. Develop a strong leave management program**

- c. Managing employee leaves, whether due to an illness or a workplace injury, requires that the employer be respectful of the employee's rights, the legal arena of worker's compensation and the needs of an operation. It also requires the handling of a significant amount of personal and medical information as well as diligence in responding within defined timeframes. Poor leave management can cost the Village in both absenteeism and poor morale. In order to protect the privacy and needs of the employee as well as the operational needs of the Village, outsourcing the administrative process would be recommended. This does not remove the Village's responsibility in managing the contract and auditing the leaves but it does remove the legal liability in the decision-making process while providing a fair and neutral request process for the employee.
- d. Develop a comprehensive worker's compensation program including reintroducing the light duty program, Human Resources has begun the initial partnership with the Legal department to gain a better understanding of current injuries and the worker's compensation process. A closer audit of policies and practices is required to understand the Village's exposure. Returning employees to the workplace through work hardening programs and light duty assignments has historically reduced this exposure.

VILLAGE OF OAK PARK  
FISCAL YEAR 2017 BUDGET  
GENERAL FUND - HUMAN RESOURCES

Fund	Dept	Program	Account	Description	Department	Description	2013	2014	2015	2016	2016	2017
							Actual	Actual	Actual	Budget	Projected	Budget
1001	41080	101	510501	General Fund	HR - Human Resources	Regular Salaries	(29,801)	(135,115)	(102,009)	(170,221)	(107,000)	(315,921)
1001	41080	131	510501	General Fund	HR - Human Resources	Regular Salaries	(47,999)	(4,255)	(4,267)	-	-	-
1001	41080	133	510501	General Fund	HR - Human Resources	Regular Salaries	(21,742)	(4,255)	(4,267)	-	-	-
1001	41080	134	510501	General Fund	HR - Human Resources	Regular Salaries	(17,366)	(4,255)	(4,267)	-	-	-
1001	41080	135	510501	General Fund	HR - Human Resources	Regular Salaries	(12,988)	(4,253)	(4,264)	-	-	-
1001	41080	101	510503	General Fund	HR - Human Resources	Overtime	(38)	-	-	(2,000)	(1,000)	(1,000)
1001	41080	131	510503	General Fund	HR - Human Resources	Overtime	(7)	-	-	-	-	-
1001	41080	133	510503	General Fund	HR - Human Resources	Overtime	(7)	-	-	-	-	-
1001	41080	134	510503	General Fund	HR - Human Resources	Overtime	(7)	-	-	-	-	-
1001	41080	135	510503	General Fund	HR - Human Resources	Overtime	(5)	-	-	-	-	-
SUB-TOTAL PERSONAL SERVICES												
							(129,959)	(152,134)	(119,074)	(172,221)	(108,000)	(316,921)
1001	41080	101	510519	General Fund	HR - Human Resources	Vacation Time Payout	-	-	(3,343)	-	-	-
1001	41080	101	510999	General Fund	HR - Human Resources	Grant Admin. - Salaries	2,052	3,015	-	-	-	-
1001	41080	101	520505	General Fund	HR - Human Resources	Tuition Reimbursement	(7,001)	(4,661)	(3,826)	(15,000)	(15,000)	(15,000)
1001	41080	135	520515	General Fund	HR - Human Resources	Health Insurance Opt Out	(2,407)	(2,407)	(2,307)	-	(2,530)	(2,600)
1001	41080	101	520520	General Fund	HR - Human Resources	Life Insurance Expense	(27)	(98)	(90)	(137)	(250)	(465)
1001	41080	131	520520	General Fund	HR - Human Resources	Life Insurance Expense	(24)	(7)	(5)	-	-	-
1001	41080	133	520520	General Fund	HR - Human Resources	Life Insurance Expense	(12)	(5)	(5)	-	-	-
1001	41080	134	520520	General Fund	HR - Human Resources	Life Insurance Expense	(14)	(5)	(5)	-	-	-
1001	41080	135	520520	General Fund	HR - Human Resources	Life Insurance Expense	(4)	(5)	(5)	-	-	-
1001	41080	101	520521	General Fund	HR - Human Resources	Health Insurance Expense	(466)	(18,321)	(14,936)	(26,044)	(12,250)	(75,363)
1001	41080	131	520521	General Fund	HR - Human Resources	Health Insurance Expense	(4,659)	-	-	-	-	-
1001	41080	133	520521	General Fund	HR - Human Resources	Health Insurance Expense	(1,864)	-	-	-	-	-
1001	41080	134	520521	General Fund	HR - Human Resources	Health Insurance Expense	(2,329)	-	-	-	-	-
1001	41080	101	520522	General Fund	HR - Human Resources	Social Security Expense	(1,817)	(7,754)	(6,099)	(10,555)	(8,000)	(19,587)
1001	41080	131	520522	General Fund	HR - Human Resources	Social Security Expense	(2,857)	(259)	(259)	-	-	-
1001	41080	133	520522	General Fund	HR - Human Resources	Social Security Expense	(1,299)	(259)	(259)	-	-	-
1001	41080	134	520522	General Fund	HR - Human Resources	Social Security Expense	(1,039)	(259)	(259)	-	-	-
1001	41080	135	520522	General Fund	HR - Human Resources	Social Security Expense	(926)	(405)	(399)	-	-	-
1001	41080	101	520523	General Fund	HR - Human Resources	Medicare Expense	(425)	(1,813)	(1,427)	(2,470)	(1,700)	(4,581)
1001	41080	131	520523	General Fund	HR - Human Resources	Medicare Expense	(668)	(61)	(61)	-	-	-
1001	41080	133	520523	General Fund	HR - Human Resources	Medicare Expense	(304)	(61)	(61)	-	-	-
1001	41080	134	520523	General Fund	HR - Human Resources	Medicare Expense	(243)	(61)	(61)	-	-	-
1001	41080	135	520523	General Fund	HR - Human Resources	Medicare Expense	(217)	(95)	(93)	-	-	-
1001	41080	101	520527	General Fund	HR - Human Resources	IMRF Contributions	(4,309)	(20,482)	(14,928)	(24,239)	(16,750)	(44,229)
1001	41080	131	520527	General Fund	HR - Human Resources	IMRF Contributions	(6,932)	(648)	(605)	-	-	-
1001	41080	133	520527	General Fund	HR - Human Resources	IMRF Contributions	(3,141)	(648)	(605)	-	-	-
1001	41080	134	520527	General Fund	HR - Human Resources	IMRF Contributions	(2,509)	(648)	(605)	-	-	-
1001	41080	135	520527	General Fund	HR - Human Resources	IMRF Contributions	(2,224)	(1,002)	(931)	-	-	-
SUB-TOTAL FRINGE BENEFITS												
							(45,663)	(56,946)	(51,175)	(78,445)	(56,480)	(161,825)
1001	41080	133	520668	General Fund	HR - Human Resources	Unemployment Ins Payments	(26,788)	(14,645)	-	-	(67,086)	(25,000)
1001	41080	101	530642	General Fund	HR - Human Resources	Background Check	-	-	(30)	(8,000)	-	(8,000)
1001	41080	134	530642	General Fund	HR - Human Resources	Background Check	(3,695)	(2,032)	(419)	-	-	-
1001	41080	101	530650	General Fund	HR - Human Resources	Conferences Training	(389)	(7,683)	(720)	(9,000)	(9,000)	(9,000)
1001	41080	131	530650	General Fund	HR - Human Resources	Conferences Training	(1,455)	(552)	-	-	-	-
1001	41080	135	530650	General Fund	HR - Human Resources	Conferences Training	-	(18)	-	-	-	-
1001	41080	101	530652	General Fund	HR - Human Resources	Training Services	(4,400)	-	-	(25,000)	(25,000)	(30,000)
1001	41080	134	530652	General Fund	HR - Human Resources	Training Services	(550)	(1,920)	-	-	-	-

VILLAGE OF OAK PARK  
FISCAL YEAR 2017 BUDGET  
GENERAL FUND - HUMAN RESOURCES

<u>Fund</u>	<u>Dept</u>	<u>Program</u>	<u>Account</u>	<u>Description</u>	<u>Department</u>	<u>Description</u>	<b>2013</b>	<b>2014</b>	<b>2015</b>	<b>2016</b>	<b>2016</b>	<b>2017</b>
							<u>Actual</u>	<u>Actual</u>	<u>Actual</u>	<u>Budget</u>	<u>Projected</u>	<u>Budget</u>
1001	41080	135	530652	General Fund	HR - Human Resources	Training Services	(13,969)	(27,620)	(9,178)	-	-	-
1001	41080	134	530658	General Fund	HR - Human Resources	Temporary Services	(4,018)	-	-	-	-	-
1001	41080	101	530667	General Fund	HR - Human Resources	External Support	(1,176)	(21,303)	(20,279)	(165,000)	(165,000)	(165,000)
1001	41080	131	530667	General Fund	HR - Human Resources	External Support	(26,968)	(2,150)	-	-	-	-
1001	41080	133	530667	General Fund	HR - Human Resources	External Support	(4,705)	(63)	-	-	-	-
1001	41080	134	530667	General Fund	HR - Human Resources	External Support	(165,637)	(75,582)	(100,050)	-	-	-
1001	41080	135	530667	General Fund	HR - Human Resources	External Support	(2,353)	(4,400)	-	-	-	-
SUB-TOTAL CONTRACTUAL SERVICES							(256,104)	(157,968)	(130,675)	(207,000)	(266,086)	(237,000)
1001	41080	101	550601	General Fund	HR - Human Resources	Printing	(41)	-	-	(500)	(500)	(500)
1001	41080	101	550602	General Fund	HR - Human Resources	Membership Dues	(1,341)	(2,588)	(2,725)	(5,000)	(5,000)	(5,000)
1001	41080	131	550602	General Fund	HR - Human Resources	Membership Dues	(245)	(245)	(435)	-	-	-
1001	41080	134	550602	General Fund	HR - Human Resources	Membership Dues	(390)	(390)	(390)	-	-	-
1001	41080	101	550603	General Fund	HR - Human Resources	Postage	(1,029)	(843)	(622)	(2,000)	(2,000)	(2,000)
1001	41080	133	550603	General Fund	HR - Human Resources	Postage	-	(85)	(22)	-	-	-
1001	41080	134	550603	General Fund	HR - Human Resources	Postage	(887)	(220)	(144)	-	-	-
1001	41080	101	550605	General Fund	HR - Human Resources	Travel & Mileage Reimbursement	(5)	-	-	-	-	-
1001	41080	134	550605	General Fund	HR - Human Resources	Travel & Mileage Reimbursement	(1,627)	-	(61)	-	-	-
1001	41080	101	550606	General Fund	HR - Human Resources	Books & Subscriptions	(475)	-	-	-	-	-
1001	41080	134	550652	General Fund	HR - Human Resources	Legal Postings and Doc. Fees	-	(400)	-	-	-	-
1001	41080	141	550663	General Fund	HR - Human Resources	Software License Updates	(21,034)	-	-	-	-	-
1001	41080	101	560620	General Fund	HR - Human Resources	Office Supplies	(3,855)	(3,387)	(2,390)	(10,000)	(3,000)	(7,500)
1001	41080	101	560638	General Fund	HR - Human Resources	Special Events	(51)	-	-	-	-	-
1001	41080	134	560638	General Fund	HR - Human Resources	Special Events	(54)	-	-	-	-	-
1001	41080	101	560639	General Fund	HR - Human Resources	Advertising	-	-	-	(8,000)	(8,000)	(8,000)
1001	41080	134	560639	General Fund	HR - Human Resources	Advertising	(4,382)	(6,386)	(6,938)	-	-	-
1001	41080	101	560651	General Fund	HR - Human Resources	Employees Awards Recognition	-	-	-	(500)	(500)	(500)
1001	41080	101	560652	General Fund	HR - Human Resources	Employee Physicals	-	-	-	(12,500)	(12,500)	(12,500)
1001	41080	134	560652	General Fund	HR - Human Resources	Employee Physicals	(8,400)	(5,400)	(6,857)	-	-	-
1001	41080	135	560652	General Fund	HR - Human Resources	Office Supplies	-	(163)	-	-	-	-
1001	41080	134	560655	General Fund	HR - Human Resources	Reimbursements	(103)	-	-	-	-	-
1001	41080	101	580679	General Fund	HR - Human Resources	Liability Claims	-	(6,735)	-	-	-	-
SUB-TOTAL MATERIALS & SUPPLIES							(43,918)	(26,841)	(20,583)	(38,500)	(31,500)	(36,000)
SUBTOTAL							(475,644)	(393,890)	(321,506)	(496,166)	(462,066)	(751,746)

## **Law Executive Overview**

### **Departmental Summary**

The mission of the Law Department is to provide effective legal services to the Village Board, the Village Manager, Boards and Commissions and Village staff.

The Law Department is responsible for all legal matters concerning the Village of Oak Park. Such matters include the following: advice and counsel, the prosecution and defense of civil litigation, workers' compensation claims and other contested matters, real estate, land use and zoning matters, transactional matters, development agreements, the drafting of ordinances, resolutions, contracts, policies, memorandums and other documents, the enforcement of the Village Code and Village ordinances, traffic court prosecutions, collections, document review, and various other matters as they arise. The Law Department consists of the Village Attorney, Assistant Village Attorney, Claims Administrator, and Legal Secretary.

### **2016 Accomplishments**

Significant accomplishments include a reduction in pending civil litigation and workers' compensation cases pursuant to dismissals or settlements reached during the year, bringing additional work in-house at a cost-savings to the Village, the drafting and adoption of numerous ordinances to be codified as part of the Village Code, acting as the liaison to the Liquor Control Review Board and working to implement various processes for the Board, the drafting, review and approval of 252 contracts from January 1, 2016 through June 30, 2016, and 333 during 2015. The Law Department completed the sale of Village-owned properties for the Oak Park Station development, the transfer of property to Oak Park Elementary School District 97 for the District's new administration building, and continued with the legal work regarding the Lake and Forest development and other real estate developments in the Village.

Projects and planned accomplishments for the remainder of 2016 include completion of various real estate transactions for properties on Madison Street, continuing work on pending civil litigation and workers' compensation cases and bringing such matters to a successful conclusion, various negotiations on utility franchise agreements, work related to various pending property developments in the Village and the review of liquor license classifications and fees for licenses and whether additional classifications are necessary.

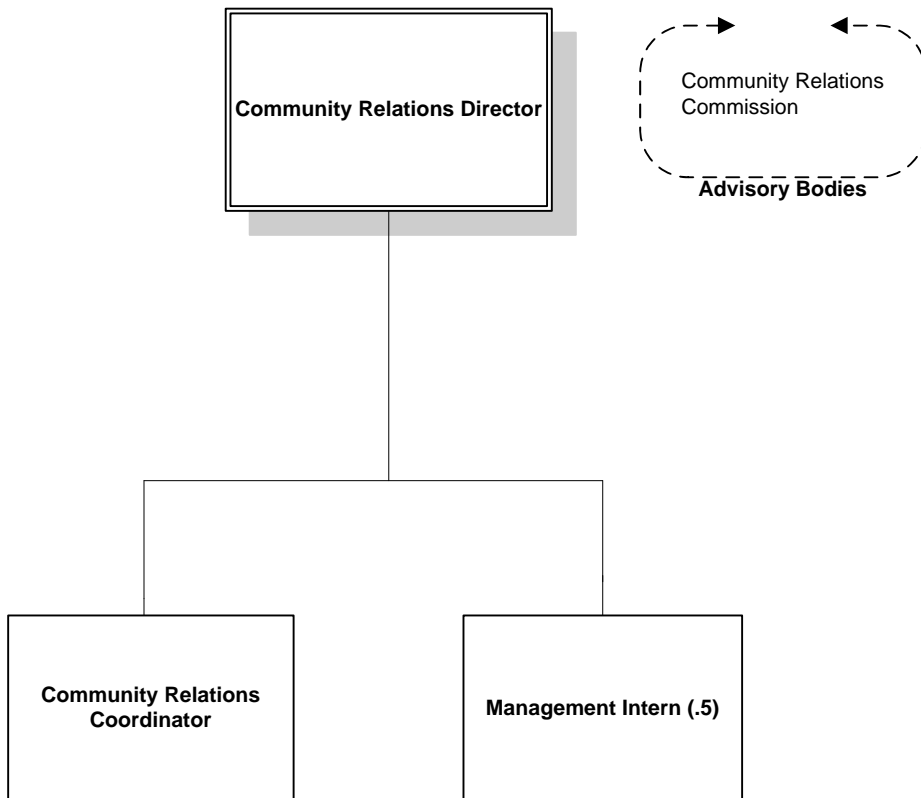
### **2017 Work Plan**

The 2017 Work Plan for the Law Department includes continued aggressive efforts to successfully defend civil litigation and workers' compensation matters brought against the Village, the rewrite and revision of various chapters of the Village Code, continued standardization of contracts, intergovernmental agreements and forms for use by the Law Department and other departments, acting as liaison to the Liquor Control Review Board and the handling and processing of liquor license matters to the Village Board. The proposed 2017 budget will provide the necessary resources to handle these matters and other matters as they arise throughout the 2017 budget year.

VILLAGE OF OAK PARK  
FISCAL YEAR 2017 BUDGET  
GENERAL FUND - LEGAL

<u>Fund</u>	<u>Dept</u>	<u>Program</u>	<u>Account</u>	<u>Description</u>	<u>Department</u>	<u>Description</u>	<u>2013</u> <u>Actual</u>	<u>2014</u> <u>Actual</u>	<u>2015</u> <u>Actual</u>	<u>2016</u> <u>Budget</u>	<u>2016</u> <u>Projected</u>	<u>2017</u> <u>Budget</u>
1001	41070	101	510501	General Fund	LEGAL - Law	Regular Salaries	(105,856)	(208,496)	(207,123)	(307,102)	(268,000)	(320,035)
1001	41070	101	510503	General Fund	LEGAL - Law	Overtime	-	-	-	(1,000)	(500)	(1,000)
SUB-TOTAL PERSONAL SERVICES							(105,856)	(208,496)	(207,123)	(308,102)	(268,500)	(321,035)
1001	41070	101	510506	General Fund	LEGAL - Law	Equip Allow (Auto,Phone,Tools)	-	(475)	(505)	(480)	(500)	(650)
1001	41070	101	510999	General Fund	LEGAL - Law	Grant Admin. - Salaries	3,079	5,255	-	-	-	-
1001	41070	101	520520	General Fund	LEGAL - Law	Life Insurance Expense	(69)	(125)	(148)	(180)	(207)	(279)
1001	41070	101	520521	General Fund	LEGAL - Law	Health Insurance Expense	(26,309)	(41,876)	(49,565)	(63,321)	(54,700)	(63,210)
1001	41070	101	520522	General Fund	LEGAL - Law	Social Security Expense	(6,094)	(10,591)	(10,084)	(19,040)	(14,850)	(19,842)
1001	41070	101	520523	General Fund	LEGAL - Law	Medicare Expense	(1,425)	(2,832)	(2,800)	(4,453)	(3,500)	(4,641)
1001	41070	101	520527	General Fund	LEGAL - Law	IMRF Contributions	(15,286)	(31,685)	(29,349)	(43,521)	(34,900)	(44,805)
1001	41070	101	520999	General Fund	LEGAL - Law	Grant Admin. - Benefits	-	281	-	-	-	-
SUB-TOTAL FRINGE BENEFITS							(46,104)	(82,047)	(92,452)	(130,995)	(108,657)	(133,427)
1001	41070	101	530650	General Fund	LEGAL - Law	Conferences Training	(2,045)	(1,115)	(4,646)	(7,000)	(7,000)	(7,000)
1001	41070	101	530658	General Fund	LEGAL - Law	Temporary Services	-	(1,815)	-	-	-	-
1001	41070	101	530660	General Fund	LEGAL - Law	General Contractuals	-	-	(4)	-	-	-
1001	41070	101	530667	General Fund	LEGAL - Law	External Support	(361,331)	(266,467)	(220,637)	(300,000)	(275,000)	(275,000)
1001	41070	101	530667	General Fund	LEGAL - Law	External Support	-	-	-	-	-	-
1001	41070	101	530680	General Fund	LEGAL - Law	Legal Fees Liability Claims	-	(36)	-	-	-	-
SUB-TOTAL CONTRACTUAL SERVICES							(363,376)	(269,433)	(225,287)	(307,000)	(282,000)	(282,000)
1001	41070	101	550601	General Fund	LEGAL - Law	Printing	(41)	-	-	(100)	(100)	(100)
1001	41070	101	550602	General Fund	LEGAL - Law	Membership Dues	(3,587)	(1,875)	(2,245)	(2,470)	(2,470)	(2,600)
1001	41070	101	550603	General Fund	LEGAL - Law	Postage	(604)	(628)	(1,208)	(700)	(700)	(700)
1001	41070	101	550605	General Fund	LEGAL - Law	Travel & Mileage Reimbursement	-	(232)	(422)	(350)	(350)	(400)
1001	41070	101	550606	General Fund	LEGAL - Law	Books & Subscriptions	(20,669)	(12,085)	(5,378)	(6,175)	(6,175)	(6,175)
1001	41070	101	560620	General Fund	LEGAL - Law	Office Supplies	(2,360)	(1,674)	(2,990)	(3,500)	(3,500)	(3,500)
1001	41070	101	560638	General Fund	LEGAL - Law	Special Events	-	-	(105)	-	-	-
1001	41070	101	560670	General Fund	LEGAL - Law	Equipment Rental	(956)	(65)	-	-	-	-
SUB-TOTAL MATERIALS & SUPPLIES							(28,216)	(16,560)	(12,348)	(13,295)	(13,295)	(13,475)
TOTAL EXPENDITURES							(543,552)	(576,535)	(537,209)	(759,392)	(672,452)	(749,937)





# **Community Relations**

## **Executive Overview**

### **Departmental Summary**

Established in 1971, the Oak Park Community Relations Department is responsible for monitoring and enforcing the Village's Fair Housing and Public Accommodations Ordinances. The Department is established specifically by Municipal Code and also provides a wide range of intervention and outreach services to the community designed to enhance the overall quality of life and promote the Village's goal of fostering diversity and respect for human differences. The Community Relations Department works amongst and through each department within the Village for the provision of its multiple services to residents. The department accomplishes its mission via three areas of service delivery, including:

**Tenant/Landlord Relations** – investigates complaints of discrimination, unlawful management practices and code compliance for mitigation; provides diversity counseling and training to the public, residents, landlords and realtors to increase awareness of diversity and inclusion issues; mediates landlord tenant disputes to promote long term tenancies in rental sector; and conducts fair housing and educational sessions to realtors, landlords, tenants and public.

**Community Outreach Services** – serves as Village social services information clearinghouse; develops programs that promote neighbor connectivity; provides new resident information and orientation services; facilitates neighborhood and community conflict resolution; provides referrals to community resources; trains residents for community organizing projects; and coordinates Village's graffiti hotline and removal program

**Special Events and Services** – Coordinates Day in Our Village Festival, July 4<sup>th</sup> Diversity Parade, Middle School Human Relations Awards, Youth Life/Employment Skills Program and Diversity Dialogue Dinner Program.

### **2016 Accomplishments**

- Coordinated 43<sup>rd</sup> Annual Day in our Village Festival to promote diversity and community engagement throughout the Village. This year's 164 participants made it the largest vendor roster since the festival's inception.
- Produced the 2016 July 4<sup>th</sup> Diversity Parade to showcase the Village's diversity and commitment to community pride. Outreach to neighboring communities resulted in largest registration of participants since the event's inception.
- Coordinated and produced the 12<sup>th</sup> Annual Youth Skills Workshop program, which provides youth with critical skills necessary to navigate the employment arena and make positive life choices.
- Provided consultation and technical assistance to the City of Valparaiso, Indiana on racial sensitivity and human rights issues. Meetings held in Valparaiso with the public and elected officials led to the city's first human rights ordinance and preliminary work to institute a community relations department there.

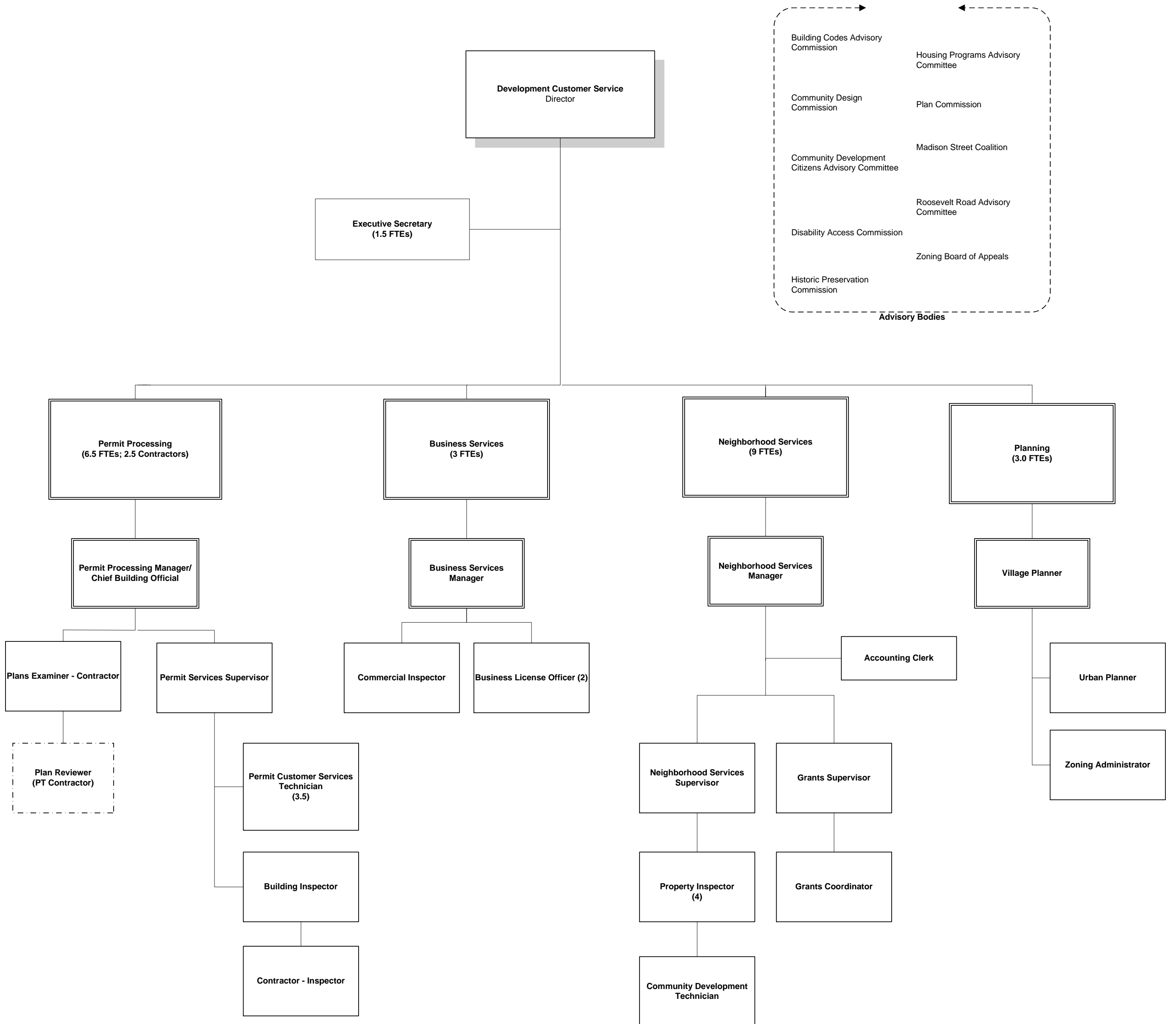
- Launched a fair housing partnership initiative with the Housing Forward board of directors, providing educational training sessions for agency caseworkers.
- Conducted fair housing training for 30 members of Housing Forward to improve their knowledge of issues and resources.
- Authored an essay outlining the department's popular Dinner & Dialogue program published in *Transformations*, a regional resource.

## **2017 Work Plan**

- Work with Housing Forward staff to develop and implement tenant information seminars to educate and equip program clients with basic information that will lead them to become more knowledgeable on their rights as tenants.
- Partner with the Community Relations Commission to serve as liaison with local service entities working to develop a cadre of volunteers to assist with important special events such as A Day in our Village and the July 4<sup>th</sup> parade.
- Coordinate and execute the 44<sup>th</sup> Annual A Day in our Village Festival.
- Coordinate and execute the 12<sup>th</sup> Annual July 4 Diversity Parade and related activities.
- Coordinate and execute the 2017 Youth Skills Initiative in partnership with the Oak Park Public Library.
- Continue to serve as consultant to school districts 97 and 200 on community issues related to race relations, the achievement gap and diversity.
- Begin updates and modifications to the Tenant Handbook and Landlord Handbook.
- Expand cross-community activities with Austin, Berwyn, Cicero and Galewood by establishing quarterly meetings to share updates on community events and activities.

VILLAGE OF OAK PARK  
FISCAL YEAR 2017 BUDGET  
GENERAL FUND - COMMUNITY RELATIONS

<u>Fund</u>	<u>Dept</u>	<u>Program</u>	<u>Account</u>	<u>Description</u>	<u>Department</u>	<u>Description</u>	<u>2013</u> <u>Actual</u>	<u>2014</u> <u>Actual</u>	<u>2015</u> <u>Actual</u>	<u>2016</u> <u>Budget</u>	<u>2016</u> <u>Projected</u>	<u>2017</u> <u>Budget</u>
1001	46300	101	510501	General Fund	Community Relations	Regular Salaries	(51,037)	(51,000)	(51,680)	(105,649)	(97,500)	(177,087)
1001	46300	311	510501	General Fund	Community Relations	Regular Salaries	(51,037)	(51,000)	(51,680)	-	-	-
1001	46300	101	510518	General Fund	Community Relations	Seasonal Employees	-	-	-	(7,500)	(7,500)	-
SUB-TOTAL PERSONAL SERVICES							(102,074)	(102,000)	(103,360)	(113,149)	(105,000)	(177,087)
1001	46300	101	520515	General Fund	Community Relations	Health Insurance Opt Out	-	(1,504)	-	-	(1,644)	-
1001	46300	311	520515	General Fund	Community Relations	Health Insurance Opt Out	(1,504)	-	(1,442)	-	-	-
1001	46300	101	520520	General Fund	Community Relations	Life Insurance Expense	(42)	(42)	(49)	(90)	(84)	(186)
1001	46300	311	520520	General Fund	Community Relations	Life Insurance Expense	(42)	(42)	(49)	-	-	-
1001	46300	101	520521	General Fund	Community Relations	Health Insurance Expense	(3,259)	(3,679)	(4,272)	(9,375)	(10,021)	(24,246)
1001	46300	311	520521	General Fund	Community Relations	Health Insurance Expense	(3,259)	(3,679)	(4,272)	-	-	-
1001	46300	101	520522	General Fund	Community Relations	Social Security Expense	(3,126)	(3,102)	(3,143)	(6,550)	(6,428)	(10,979)
1001	46300	311	520522	General Fund	Community Relations	Social Security Expense	(3,218)	(3,193)	(3,231)	-	-	-
1001	46300	101	520523	General Fund	Community Relations	Medicare Expense	(731)	(725)	(735)	(1,531)	(1,503)	(2,568)
1001	46300	311	520523	General Fund	Community Relations	Medicare Expense	(752)	(747)	(756)	-	-	-
1001	46300	101	520527	General Fund	Community Relations	IMRF Contributions	(7,370)	(7,748)	(7,323)	(15,044)	(16,102)	(22,856)
1001	46300	311	520527	General Fund	Community Relations	IMRF Contributions	(7,587)	(7,969)	(7,527)	-	-	-
SUB-TOTAL FRINGE BENEFITS							(30,889)	(32,430)	(32,798)	(32,590)	(35,782)	(60,835)
1001	46300	101	530662	General Fund	Community Relations	Boards Commissions Support	-	(268)	(670)	-	(809)	-
1001	46300	314	530662	General Fund	Community Relations	Boards Commissions Support	(975)	-	-	-	-	-
1001	46300	101	530667	General Fund	Community Relations	External Support	-	(10,605)	(180)	(20,500)	(22,500)	(25,500)
1001	46300	311	530667	General Fund	Community Relations	External Support	(2,020)	-	(10,500)	-	-	-
1001	46300	312	530667	General Fund	Community Relations	External Support	(8,000)	-	-	-	-	-
SUB-TOTAL CONTRACTUAL SERVICES							(10,995)	(10,873)	(11,350)	(20,500)	(23,309)	(25,500)
1001	46300	101	550601	General Fund	Community Relations	Printing	-	-	-	(500)	(250)	(500)
1001	46300	311	550601	General Fund	Community Relations	Printing	(41)	-	-	-	-	-
1001	46300	101	550602	General Fund	Community Relations	Membership Dues	-	-	(50)	(50)	(50)	(50)
1001	46300	311	550602	General Fund	Community Relations	Membership Dues	(50)	-	-	-	-	-
1001	46300	101	550603	General Fund	Community Relations	Postage	(54)	(92)	(147)	(300)	(150)	(300)
1001	46300	101	550666	General Fund	Community Relations	Public Information Promotions	(550)	(500)	(684)	-	-	-
1001	46300	101	560620	General Fund	Community Relations	Office Supplies	(159)	(455)	(1,084)	(300)	(797)	(600)
1001	46300	311	560638	General Fund	Community Relations	Special Events	(9,493)	(11,002)	(10,213)	-	-	-
SUB-TOTAL MATERIALS & SUPPLIES							(10,347)	(12,048)	(12,178)	(1,150)	(1,247)	(1,450)
TOTAL EXPENDITURES							(154,305)	(157,350)	(159,685)	(167,389)	(165,338)	(264,872)



## **Development Customer Services Executive Overview**

### **Departmental Summary**

The Development Customer Services Department is a combination of four divisions: Business Services, Planning, Permit Processing and Neighborhood Services. The department delivers its services through the following divisions:

**Administrative Division** – oversees the work of the four divisions and manages the development activities of the Village.

**Business Services Division** – responsible for licensing and inspections of all businesses and is a liaison to the business districts. Business Services is the first point of entry for new businesses in the community.

**Planning Division** – responsible for all planning activities including new developments and existing Village plans. The Division also is responsible for zoning and historic preservation.

**Permit Processing Division** – responsible for issuing of permits for all construction activities in the Village.

**Neighborhood Services Division** – responsible for the Village's housing programs, Community Development Block Grant activities and property maintenance issues, including the Neighborhood Walk program, rental unit inspections and neighborhood complaints.

### **2016 Accomplishments**

#### **Administration**

- Coordinated the activities of the entire Department including the successful implementation of a new software solution that combines the Permitting, Licensing and Inspection functions into a single solution, VillageView.
- Managed all major development projects for the Village, including negotiating and implementing all redevelopment activities, and coordinating timely and efficient response from all other Village departments involved. Major projects included Chicago Maple, Oasis, Sherwin Williams, 1 Lake Street, Elevate Oak Park, Lincoln Properties, District House and Vantage Oak Park.

#### **Business Services**

- Provided business ombudsman services to more than 100 new businesses entering the community.
- Conducted 40 preliminary property needs assessment site visits.
- Continued oversight of a funding resource strategy for the Roosevelt Road business corridor.

- Developed an on-line business handbook providing access to information regarding opening and maintaining businesses in the Village.
- Completed the assessment and design phases of a comprehensive review of current wayfinding signage.
- Developed a new ordinance governing AirBnBs that was adopted by the Village Board.
- Notified appropriate businesses of new projecting signs regulations that now require insurance for objects over the public.
- Continued management of Village-owned property.
- Issued 2,000 business licenses, including liquor and chauffeur licenses.
- Conducted more than 400 commercial inspections, both scheduled and complaint based.
- Reviewed and revised as needed all licensing and commercial inspection processes.
- Developed detailed retail sales tax report for use by the Village Manager's Office and Board of Trustees.
- Worked closely with the Oak Park River Forest Chamber of Commerce to develop and implement a business district support strategy.

### **Neighborhood Services**

- Serviced seven projects under the Single Family Housing Rehabilitation Loan Program. Some 66 inquiries were received, 15 of which would be eligible for the program, with the seven submitting applications.
- Assist 10 new buildings under the Small Rental Properties Rehabilitation Loan Program. Of the 10 inquiries received, five resulted in applications submitted with another three applications likely.
- Awarded grants under the Multi-family Housing Incentives Program to 16 properties. Staff also continued working with grant recipients of grants from the prior four years. The program now encompasses 96 buildings containing 1,716 units.
- Distributed 150 water conservation kits under the Residential Energy and Water Conservation Program.
- Processed 63 new applications for the Sewer Backup Protection Grant Program for the Public Works Department.
- Shared a booth at A Day in Our Village the Housing Programs Advisory Committee, Community Development Citizen Advisory Committee and the Disability Access

Commission, informing residents about programs and distributing residential water saver kits.

- Allocated more than \$350,000 in Community Development Block Grant (CDBG) and Emergency Solutions Grant (ESG) to fund non-profit agencies that provided services such as fair housing, health, early childhood development and nutrition for low income individuals and assisted persons experiencing homelessness and those at risk of becoming homeless.
- Applied to Housing and Urban Development for funds to create a loan pool for economic development. The program would allow businesses to apply for capital and construction financing that creates or retains jobs for low and moderate income people.

### **Permit Processing**

- Completed approximately 2,858 reviews, including about 1,315 over-the-counter reviews. More than 400 revised plans also were reviewed.
- Conducted more than 6,000 inspections, including building, mechanical, electrical, plumbing, accessibility, energy and conveyance.
- Facilitated many business occupancies including Oak Park Station, Lincoln Development, District House, Bank of America, Spenga Fitness, District 97 administration building, several Park District properties, Vantage Oak Park and The Oasis
- Processed nearly 3,500 permit applications, issued more than 3,000 permits at the front counter including five new, single family homes and 22 townhomes.
- Compiled more than 190,000 documents for the new document imaging program, with another 220,000 documents in the packaging process.
- Answered more than 5,000 telephone calls within the first two months of the implementation of a new phone system. The majority of the calls were related to scheduling inspections and plan reviews.
- Implemented the new permit fee schedule that simplified calculation and mad the schedule easier for customers to understand.
- Helped more than 40 potential new businesses at pre-project meetings to answer code-related questions and determine if their business model was viable.
- Continued to work with contractor HR Green to provide customers with quicker plan reviews as well as next-day availability of inspectors.
- Continued digitizing all legacy paperwork to reduce the need to store thousands of paper files and offer quicker access by staff and the public.



## Planning

- Reviewed more than 1,900 building and sign permit applications for compliance with the Zoning Ordinance, Sign Code and historic preservation regulations.
- Reviewed and approved 55 business licenses for zoning compliance.
- Processed 41 certificates of appropriateness
- Participated in 87 after-hour meetings for various boards and commission and community matters, including preparing agendas, supporting documentation and draft minutes for most events.
- Issued monthly e-newsletter regarding historic preservation matters for interested property owners and citizens.
- Reviewed and processed many sign variance applications, special use applications, Planned Development Ordinance amendments/reinstatements, Zoning Ordinance variation applications, Zoning Ordinance text amendment applications, Section 106 historic reviews and historic preservation applications.
- Performed reviews for certificates of zoning, prepared zoning verification letters, reviewed complaints of various zoning issues and conducted onsite inspections for on-going Planned Development projects.
- Served as liaisons to the Plan Commission, Zoning Board of Appeals, Historic Preservation Commission and its subcommittees, Community Design Commission, Madison Street Coalition
- Served or attended meetings and workshops: Business Association Council, Oak Park Economic Development Corporation meetings, Project Review Team, Downtown Construction Team and Permitting and Licensing System Committee
- Participated in a wide range of projects, including those related to streetscape projects on Harrison Street, Chicago and Harlem avenues, and Lake Street and South Boulevard, in addition to the Madison Street right-of-way, 1- 290 bridge enhancements, Chicago Avenue pedestrian crossing, wayfinding signage and Divvy bicycle sharing stations locations.
- Facilitated 2016 awards for historic preservation and Cavalcade of Pride.
- Researched historic landmark nominations.
- Finalized Historic Preservation Guidelines.

## **2017 Work Plan**

### **Administration**

- Continue to take the lead in implementing VillageView, including beginning an intensive communications strategy to ensure the public understands how the system works and refining the system to improve the customer service experience.
- Focus on development projects on the Madison Street corridor, while also working to support the Village Board goal of creating an economic development environment that includes a clear, comprehensive approach to meeting the needs of diverse constituents for commercial vitality throughout the Village.

### **Business Services**

- Review and recommend revisions as needed to Chapter 8, Articles 3-35 of the Village (Business Licensing).
- Work with the Law Department to review and recommend revisions as needed to Chapter 3 of the Village Code (Alcohol Liquor Dealers), including fee structures.
- Implement new ordinance requirements for vacation rental operations such as AirBnb.
- Monitor and revise business licensing processes to provide enhanced services to our customers.
- Work with the Police and Public Works departments to conduct a comprehensive review of current taxi licensing processes, including exploring a multi-jurisdictional process with neighboring communities.
- Provide staff support to the Business Association Council, and act as Village representative on the boards of the various business districts.
- Finalize and implement a financial analysis of appropriate funding resources for Roosevelt Road.
- Develop a business support program to help mitigate the negative impacts to the local business community from development projects that may break ground in the downtown commercial district and Madison Street corridor over the next two years.
- Initiate the final two phases of the wayfinding project to be scheduled over a multi-year period.

### **Neighborhood Services**

- Continue working to increase efficiencies related to property complaints, including implementing the performance-based rental licensing and inspections ordinance to ensure that residential properties are maintained and available funding is used to proactively address issues.

- Complete seven rehabilitations and assist 10 households through the Single Family Housing Rehabilitation Program.
- Continue to offer Sewer Back-up Prevention grants and water saver kits.
- Continue to recruit buildings in need of diversity or at risk of segregation to participate in the Multi-Family Housing Incentives Program.
- Implement the federal Section 108 Loan Pool pilot program, providing three loans of up to \$300,000 each. Each loan will create or retain one job to a low or moderate income person for every \$35,000 financed.

### **Permit Processing**

- Continue implementation and modification of the new online permit system software VillageView. Benchmarks will include expanding the level of online services, improving process transparency and improving interdepartmental communication related to plan reviews through an electronic tracking system.
- Maintain a high level of customer service while learning to be more effective and efficient.
- Continue the document imaging program by allocating additional staff time to prepare documents for scanning.
- Continue overhauling all bulletins and guidelines previously issued to inform the general public of code requirements for various construction activities.
- Meet an anticipated high volume of plan reviews and inspections for ongoing large-scale developments, residential and commercial inspections, plan reviews and permit processing.
- Continue to focus on staff training and obtaining certifications.

### **Planning**

- Retain design consultant for building permit and planned development plan reviews.
- Develop a North Avenue Plan as requested by the business and neighborhood associations.
- Update the South Town and Harrison Arts District Plan that was created by the University of Illinois at Chicago in 2002/2003.
- Update the historic preservation data into the existing Ruskin Arc software, including inputting new information and updating existing data in preparation for migration to VillageView.

- Update the Frank Lloyd Wright Guidebook, one of several historic preservation resources maintained by the Planning Division.

VILLAGE OF OAK PARK  
FISCAL YEAR 2017 BUDGET  
GENERAL FUND - DCS PLANNING

<u>Fund</u>	<u>Dept</u>	<u>Program</u>	<u>Account</u>	<u>Description</u>	<u>Department</u>	<u>Description</u>	<u>2013</u> <u>Actual</u>	<u>2014</u> <u>Actual</u>	<u>2015</u> <u>Actual</u>	<u>2016</u> <u>Budget</u>	<u>2016</u> <u>Projected</u>	<u>2017</u> <u>Budget</u>
1001	46202	101	510501	General Fund	DCS - Planning Division	Regular Salaries	(252,215)	(259,038)	(241,980)	(243,526)	(237,250)	(246,248)
1001	46202	101	510503	General Fund	DCS - Planning Division	Overtime	(24)	(25)	(103)	-	(400)	-
SUB-TOTAL PERSONAL SERVICES							(252,239)	(259,063)	(242,082)	(243,526)	(237,650)	(246,248)
1001	46202	101	520515	General Fund	DCS - Planning Division	Health Insurance Opt Out	(2,407)	(2,407)	(2,307)	-	(2,365)	-
1001	46202	101	520520	General Fund	DCS - Planning Division	Life Insurance Expense	(168)	(208)	(221)	(180)	(252)	(279)
1001	46202	101	520521	General Fund	DCS - Planning Division	Health Insurance Expense	(26,846)	(27,634)	(31,946)	(33,306)	(30,900)	(33,135)
1001	46202	101	520522	General Fund	DCS - Planning Division	Social Security Expense	(15,177)	(15,589)	(14,677)	(15,099)	(14,485)	(15,267)
1001	46202	101	520523	General Fund	DCS - Planning Division	Medicare Expense	(3,549)	(3,646)	(3,432)	(3,531)	(3,390)	(3,571)
1001	46202	101	520527	General Fund	DCS - Planning Division	IMRF Contributions	(33,529)	(36,275)	(34,061)	(34,678)	(33,900)	(34,475)
SUB-TOTAL FRINGE BENEFITS							(81,676)	(85,759)	(86,644)	(86,794)	(85,292)	(86,727)
1001	46202	101	530650	General Fund	DCS - Planning Division	Conferences Training	(1,729)	(2,095)	(5,526)	(5,200)	(5,200)	(4,000)
1001	46202	101	530662	General Fund	DCS - Planning Division	Boards Commissions Support	-	(89)	(78)	-	-	-
1001	46202	103	530662	General Fund	DCS - Planning Division	Boards Commissions Support	-	(431)	(28)	-	-	-
1001	46202	321	530662	General Fund	DCS - Planning Division	Boards Commissions Support	(168)	(490)	(518)	-	-	-
1001	46202	332	530662	General Fund	DCS - Planning Division	Boards Commissions Support	(493)	(1,181)	(5,324)	-	-	-
1001	46202	101	530667	General Fund	DCS - Planning Division	External Support	(6,772)	(18,350)	(71,885)	(225,000)	(200,000)	(145,100)
1001	46202	103	530667	General Fund	DCS - Planning Division	External Support	-	(1,250)	-	-	-	-
1001	46202	332	530667	General Fund	DCS - Planning Division	External Support	-	-	(17)	-	-	-
SUB-TOTAL CONTRACTUAL SERVICES							(9,163)	(23,885)	(83,375)	(230,200)	(205,200)	(149,100)
1001	46202	101	550601	General Fund	DCS - Planning Division	Printing	(2,285)	(2,154)	(104)	(3,000)	(2,500)	(23,700)
1001	46202	101	550602	General Fund	DCS - Planning Division	Membership Dues	(2,377)	(1,834)	(1,899)	(2,240)	(2,240)	(2,265)
1001	46202	332	550602	General Fund	DCS - Planning Division	Membership Dues	(340)	(50)	(50)	-	-	-
1001	46202	101	550603	General Fund	DCS - Planning Division	Postage	(747)	(273)	(377)	-	-	-
1001	46202	101	550605	General Fund	DCS - Planning Division	Travel & Mileage Reimbursement	(192)	(17)	(28)	(150)	(50)	(100)
1001	46202	352	550605	General Fund	DCS - Planning Division	Travel & Mileage Reimbursement	(14)	-	-	-	-	-
1001	46202	101	550606	General Fund	DCS - Planning Division	Books & Subscriptions	(52)	(3,540)	(1,277)	(1,000)	(1,000)	(1,010)
1001	46202	101	550652	General Fund	DCS - Planning Division	Legal Postings and Doc. Fees	-	-	(495)	(6,000)	(6,000)	(6,000)
1001	46202	103	550652	General Fund	DCS - Planning Division	Legal Postings and Doc. Fees	(518)	(3,766)	(3,052)	-	-	-
1001	46202	321	550652	General Fund	DCS - Planning Division	Legal Postings and Doc. Fees	(623)	(266)	(574)	-	-	-
1001	46202	332	550652	General Fund	DCS - Planning Division	Legal Postings and Doc. Fees	(189)	(630)	-	-	-	-
1001	46202	603	550652	General Fund	DCS - Planning Division	Legal Postings and Doc. Fees	-	-	(4,361)	-	-	-
1001	46202	101	560620	General Fund	DCS - Planning Division	Office Supplies	(1,438)	-	(797)	-	-	-
1001	46202	332	560620	General Fund	DCS - Planning Division	Office Supplies	-	(736)	-	-	-	-
1001	46202	101	560630	General Fund	DCS - Planning Division	Small Tools	-	-	150	-	-	-
1001	46202	603	560630	General Fund	DCS - Planning Division	Small Tools	-	-	(150)	-	-	-
1001	46202	332	560650	General Fund	DCS - Planning Division	Volunteer Recog Recruitment	-	(1,171)	-	-	-	-
1001	46202	101	560670	General Fund	DCS - Planning Division	Equipment Rental	(1,110)	-	-	-	-	-
1001	46202	332	560670	General Fund	DCS - Planning Division	Equipment Rental	-	(341)	-	-	-	-
SUB-TOTAL MATERIALS & SUPPLIES							(9,884)	(14,777)	(13,014)	(12,390)	(11,790)	(33,075)
TOTAL EXPENDITURES							(352,962)	(383,484)	(425,116)	(572,910)	(539,932)	(515,150)

VILLAGE OF OAK PARK  
FISCAL YEAR 2017 BUDGET  
GENERAL FUND - DCS BUSINESS SERVICES

<u>Fund</u>	<u>Dept</u>	<u>Program</u>	<u>Account</u>	<u>Description</u>	<u>Department</u>	<u>Description</u>	<u>2013</u> <u>Actual</u>	<u>2014</u> <u>Actual</u>	<u>2015</u> <u>Actual</u>	<u>2016</u> <u>Budget</u>	<u>2016</u> <u>Projected</u>	<u>2017</u> <u>Budget</u>
1001	46205	101	510501	General Fund	DCS - Business Services	Regular Salaries	(81,392)	(155,168)	(183,483)	(192,057)	(89,500)	(265,201)
1001	46205	101	510503	General Fund	DCS - Business Services	Overtime	-	(154)	-	-	-	-
SUB-TOTAL PERSONAL SERVICES							(81,392)	(155,323)	(183,483)	(192,057)	(89,500)	(265,201)
1001	46205	101	520520	General Fund	DCS - Business Services	Life Insurance Expense	(81)	(78)	(151)	(135)	(84)	(372)
1001	46205	101	520521	General Fund	DCS - Business Services	Health Insurance Expense	(11,297)	(21,849)	(30,457)	(29,467)	(15,691)	(67,285)
1001	46205	101	520522	General Fund	DCS - Business Services	Social Security Expense	(4,877)	(9,304)	(10,878)	(11,908)	(5,167)	(16,442)
1001	46205	101	520523	General Fund	DCS - Business Services	Medicare Expense	(1,141)	(2,176)	(2,544)	(2,785)	(1,144)	(3,845)
1001	46205	101	520527	General Fund	DCS - Business Services	IMRF Contributions	(11,753)	(23,740)	(26,000)	(27,349)	(11,500)	(37,128)
SUB-TOTAL FRINGE BENEFITS							(29,149)	(57,145)	(70,029)	(71,644)	(33,586)	(125,072)
1001	46205	101	530642	General Fund	DCS - Business Services	Background Check	-	(1,134)	(8,729)	(2,000)	(2,000)	(2,000)
1001	46205	101	530650	General Fund	DCS - Business Services	Conferences Training	(1,475)	(4,854)	(2,985)	(3,000)	(3,000)	(3,000)
1001	46205	101	530667	General Fund	DCS - Business Services	External Support	(715,010)	(903,166)	(349,425)	(100,000)	(100,000)	(100,000)
1001	46205	101	530667	General Fund	DCS - Business Services	External Support	-	(3,276)	-	-	-	-
SUB-TOTAL CONTRACTUAL SERVICES							(716,485)	(912,431)	(361,138)	(105,000)	(105,000)	(105,000)
1001	46205	101	550601	General Fund	DCS - Business Services	Printing	(455)	(698)	(410)	(1,000)	(200)	(1,000)
1001	46205	101	550602	General Fund	DCS - Business Services	Membership Dues	(2,255)	(1,927)	(2,322)	(2,400)	(1,000)	(1,500)
1001	46205	101	550603	General Fund	DCS - Business Services	Postage	(184)	(1,190)	(870)	(216)	-	-
1001	46205	615	550603	General Fund	DCS - Business Services	Postage	-	-	(61)	-	-	-
1001	46205	101	550605	General Fund	DCS - Business Services	Travel & Mileage Reimbursement	-	-	-	(150)	-	(200)
1001	46205	101	550690	General Fund	DCS - Business Services	Public Art	-	(962)	-	-	-	-
1001	46205	101	550652	General Fund	DCS - Business Services	Legal Postings and Doc. Fees	(289)	-	-	(500)	-	(500)
1001	46205	101	560620	General Fund	DCS - Business Services	Office Supplies	(124)	(252)	(747)	-	-	-
1001	46205	101	560634	General Fund	DCS - Business Services	Sign Replacement	(3,278)	(590)	-	(75,000)	(75,000)	(75,000)
1001	46205	101	560650	General Fund	DCS - Business Services	Volunteer Recog Recruitment	488	-	-	-	-	-
SUB-TOTAL MATERIALS & SUPPLIES							(6,097)	(5,619)	(4,410)	(79,266)	(76,200)	(78,200)
1001	46205	101	583695	General Fund	DCS - Business Services	OPDC - Contingent liability	-	(11,311)	-	-	-	-
1001	46205	101	585651	General Fund	DCS - Business Services	Retail Rehab Grant Programs	-	(17,675)	(3,407)	(20,000)	(10,000)	(15,000)
1001	46205	233	585652	General Fund	DCS - Business Services	Operating Subsidies	-	-	-	(148,800)	(148,800)	(239,500)
TOTAL EXPENDITURES							(833,122)	(1,159,503)	(622,468)	(616,767)	(463,086)	(827,973)

VILLAGE OF OAK PARK  
FISCAL YEAR 2017 BUDGET  
GENERAL FUND - DCS NEIGHBORHOOD SERVICES

<u>Fund</u>	<u>Dept</u>	<u>Program</u>	<u>Account</u>	<u>Description</u>	<u>Department</u>	<u>Description</u>	<u>2013</u> <u>Actual</u>	<u>2014</u> <u>Actual</u>	<u>2015</u> <u>Actual</u>	<u>2016</u> <u>Budget</u>	<u>2016</u> <u>Projected</u>	<u>2017</u> <u>Budget</u>
1001	46206	101	510501	General Fund	DCS - Neighborhood Services	Regular Salaries	(228,042)	(336,974)	(237,068)	(700,731)	(587,000)	(575,207)
1001	46206	601	510501	General Fund	DCS - Neighborhood Services	Regular Salaries	-	-	(255,003)	-	-	-
1001	46206	101	510503	General Fund	DCS - Neighborhood Services	Overtime	-	(466)	(282)	(2,500)	(2,500)	(2,214)
1001	46206	601	510503	General Fund	DCS - Neighborhood Services	Overtime	-	(180)	(406)	-	-	-
1001	46206	101	510999	General Fund	DCS - Neighborhood Services	Grant Admin. - Salaries	108,572	213,956	157,817	-	130,000	139,053
SUB-TOTAL PERSONAL SERVICES							(119,470)	(123,664)	(334,942)	(703,231)	(459,500)	(438,368)
1001	46206	101	510506	General Fund	DCS - Neighborhood Services	Equip Allow (Auto,Phone,Tools)	-	-	(130)	-	(458)	(458)
1001	46206	101	510519	General Fund	DCS - Neighborhood Services	Vacation Time Payout	-	-	(820)	-	-	-
1001	46206	601	510519	General Fund	DCS - Neighborhood Services	Vacation Time Payout	-	-	(6,868)	-	-	-
1001	46206	101	520515	General Fund	DCS - Neighborhood Services	Health Insurance Opt Out	(3,461)	(3,420)	(3,282)	-	(2,365)	-
1001	46206	101	520520	General Fund	DCS - Neighborhood Services	Life Insurance Expense	(165)	(193)	(262)	(495)	(600)	(837)
1001	46206	601	520520	General Fund	DCS - Neighborhood Services	Life Insurance Expense	-	-	(155)	-	-	-
1001	46206	101	520521	General Fund	DCS - Neighborhood Services	Health Insurance Expense	(29,849)	(45,837)	(39,697)	(101,975)	(38,463)	(91,445)
1001	46206	601	520521	General Fund	DCS - Neighborhood Services	Health Insurance Expense	-	-	(27,799)	-	-	-
1001	46206	101	520522	General Fund	DCS - Neighborhood Services	Social Security Expense	(13,725)	(20,360)	(16,889)	(43,445)	(31,560)	(35,652)
1001	46206	601	520522	General Fund	DCS - Neighborhood Services	Social Security Expense	-	-	(8,089)	-	-	-
1001	46206	101	520523	General Fund	DCS - Neighborhood Services	Medicare Expense	(3,210)	(4,762)	(3,950)	(10,161)	(7,500)	(8,338)
1001	46206	601	520523	General Fund	DCS - Neighborhood Services	Medicare Expense	-	-	(1,892)	-	-	-
1001	46206	101	520527	General Fund	DCS - Neighborhood Services	IMRF Contributions	(33,429)	(51,691)	(40,288)	(99,784)	(73,500)	(80,504)
1001	46206	601	520527	General Fund	DCS - Neighborhood Services	IMRF Contributions	-	-	(25,453)	-	-	-
1001	46206	101	520999	General Fund	DCS - Neighborhood Services	Grant Admin. - Benefits	42,594	49,236	40,852	-	26,222	62,115
SUB-TOTAL FRINGE BENEFITS							(41,245)	(77,027)	(134,721)	(255,860)	(128,224)	(155,119)
1001	46206	101	530642	General Fund	DCS - Neighborhood Services	Background Check	-	(4,380)	-	-	-	-
1001	46206	101	530650	General Fund	DCS - Neighborhood Services	Conferences Training	(175)	(144)	(978)	(7,500)	(7,500)	(12,300)
1001	46206	601	530650	General Fund	DCS - Neighborhood Services	Conferences Training	-	-	(1,575)	-	-	-
1001	46206	101	530667	General Fund	DCS - Neighborhood Services	External Support	(20,714)	(5,036)	(3,190)	(21,300)	(11,300)	(20,500)
1001	46206	101	540660	General Fund	DCS - Neighborhood Services	Emergency Services (bps)	-	(53)	-	(25,000)	(25,000)	(25,000)
1001	46206	601	540660	General Fund	DCS - Neighborhood Services	Emergency Services (bps)	-	(1,010)	(7,720)	-	-	-
SUB-TOTAL CONTRACT SERVICES							(20,889)	(10,622)	(13,463)	(53,800)	(43,800)	(57,800)
1001	46206	101	550601	General Fund	DCS - Neighborhood Services	Printing	(404)	(391)	-	(600)	(300)	(300)
1001	46206	601	550601	General Fund	DCS - Neighborhood Services	Printing	-	-	(133)	-	-	-
1001	46206	101	550602	General Fund	DCS - Neighborhood Services	Membership Dues	(94)	(167)	(285)	(660)	(877)	(2,425)
1001	46206	101	550603	General Fund	DCS - Neighborhood Services	Postage	(1,741)	(2,023)	(1,737)	(3,000)	(1,000)	-
1001	46206	101	550606	General Fund	DCS - Neighborhood Services	Books and Subscriptions	-	-	-	-	-	(2,292)
1001	46206	101	550652	General Fund	DCS - Neighborhood Services	Legal Postings and Doc. Fees	-	-	-	(300)	(200)	(200)
1001	46206	101	560620	General Fund	DCS - Neighborhood Services	Office Supplies	(530)	-	(485)	(1,500)	-	-
1001	46206	201	560620	General Fund	DCS - Neighborhood Services	Office Supplies	-	-	(194)	-	-	-
1001	46206	601	560620	General Fund	DCS - Neighborhood Services	Office Supplies	-	-	(256)	-	-	-
1001	46206	101	560625	General Fund	DCS - Neighborhood Services	Clothing	-	-	(364)	-	-	-
1001	46206	101	560631	General Fund	DCS - Neighborhood Services	Operational Supplies	-	-	(270)	-	-	(2,490)
1001	46206	601	560631	General Fund	DCS - Neighborhood Services	Operational Supplies	-	-	(442)	-	-	-
1001	46206	101	560670	General Fund	DCS - Neighborhood Services	Equipment Rental	(910)	(579)	-	-	-	-
1001	46206	101	570711	General Fund	DCS - Neighborhood Services	Software	-	-	-	(1,000)	(1,000)	(800)
SUB-TOTAL MATERIALS & SUPPLIES							(3,678)	(3,159)	(4,166)	(7,060)	(3,377)	(8,507)
1001	46206	300	585612	General Fund	DCS - Neighborhood Services	Housing Rehab Property Grants	(93,007)	(153)	(4,285)	(282,636)	(200,000)	(344,000)

VILLAGE OF OAK PARK  
 FISCAL YEAR 2017 BUDGET  
 GENERAL FUND - DCS NEIGHBORHOOD SERVICES

<u>Fund</u>	<u>Dept</u>	<u>Program</u>	<u>Account</u>	<u>Description</u>	<u>Department</u>	<u>Description</u>	<b>2013</b>	<b>2014</b>	<b>2015</b>	<b>2016</b>	<b>2016</b>	<b>2017</b>
							<u>Actual</u>	<u>Actual</u>	<u>Actual</u>	<u>Budget</u>	<u>Projected</u>	<u>Budget</u>
1001	46206	357	585612	General Fund	DCS - Neighborhood Services	Housing Rehab Property Grants	-	(21,989)	-	(45,000)	-	-
1001	46206	357	585616	General Fund	DCS - Neighborhood Services	Relocation Expenses	-	-	-	(5,000)	-	(5,000)
1001	46206	101	585651	General Fund	DCS - Neighborhood Services	Retail Rehab Grant Programs	-	-	(1,000)	-	-	-
1001	46206	230	585652	General Fund	DCS - Neighborhood Services	Operating Subsidies	(12,500)	(30,000)	-	(35,000)	(35,000)	(35,000)
1001	46206	240	585652	General Fund	DCS - Neighborhood Services	Operating Subsidies	(425,000)	(354,167)	(492,708)	(425,000)	(425,000)	(425,000)
1001	46206	280	585652	General Fund	DCS - Neighborhood Services	Operating Subsidies	(25,000)	(35,000)	(17,500)	(35,000)	(35,000)	(35,000)
1001	46206	420	585652	General Fund	DCS - Neighborhood Services	Operating Subsidies	-	(53,125)	-	-	-	-
1001	46206	300	585653	General Fund	DCS - Neighborhood Services	Rental Reimbursements	-	-	-	(50,000)	-	(50,000)
1001	46206	353	585653	General Fund	DCS - Neighborhood Services	Rental Reimbursements	(11,968)	-	-	-	-	-
SUB-TOTAL GRANTS							(567,474)	(494,434)	(515,493)	(877,636)	(695,000)	(894,000)
TOTAL EXPENDITURES							(752,757)	(708,907)	(1,002,786)	(1,897,587)	(1,329,901)	(1,553,794)



VILLAGE OF OAK PARK  
FISCAL YEAR 2017 BUDGET  
GENERAL FUND - DCS PERMIT PROCESSING

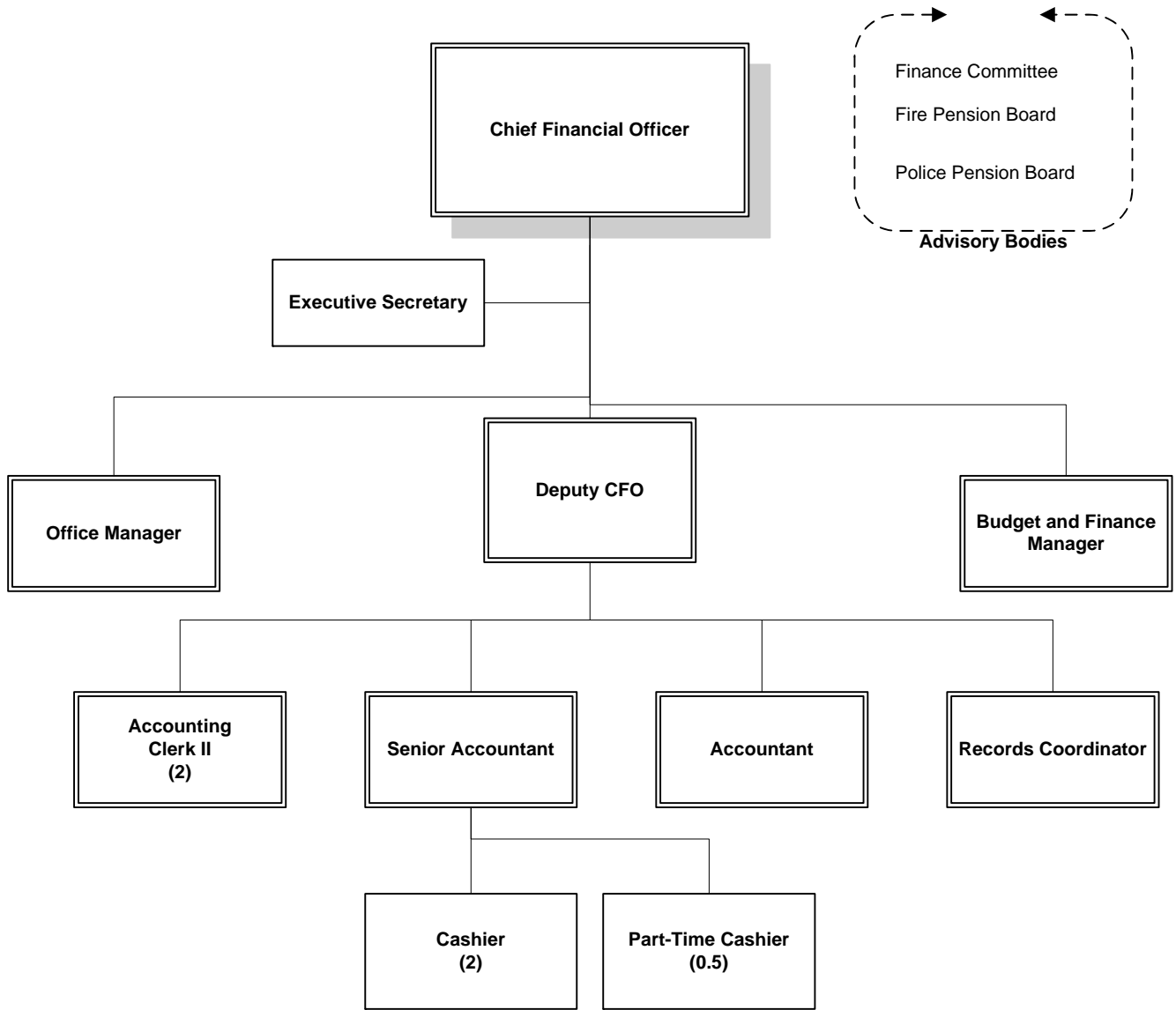
<u>Fund</u>	<u>Dept</u>	<u>Program</u>	<u>Account</u>	<u>Description</u>	<u>Department</u>	<u>Description</u>	<u>2013</u> <u>Actual</u>	<u>2014</u> <u>Actual</u>	<u>2015</u> <u>Actual</u>	<u>2016</u> <u>Budget</u>	<u>2016</u> <u>Projected</u>	<u>2017</u> <u>Budget</u>
1001	46250	101	510501	General Fund	DCS - Permit Processing	Regular Salaries	(211,223)	(182,042)	(270,971)	(379,915)	(504,371)	(393,354)
1001	46250	601	510501	General Fund	DCS - Permit Processing	Regular Salaries	(624,755)	(618,175)	(116,481)	-	-	-
1001	46250	602	510501	General Fund	DCS - Permit Processing	Regular Salaries	(190,998)	(133,702)	(40,398)	-	-	-
1001	46250	101	510503	General Fund	DCS - Permit Processing	Overtime	(282)	(3,181)	(5,199)	(5,000)	(5,000)	(5,000)
1001	46250	601	510503	General Fund	DCS - Permit Processing	Overtime	(5,026)	(10,208)	(3,627)	-	-	-
1001	46250	602	510503	General Fund	DCS - Permit Processing	Overtime	(25)	(1,048)	(76)	-	-	-
SUB-TOTAL PERSONAL SERVICES							(1,032,309)	(948,357)	(436,751)	(384,915)	(509,371)	(398,354)
1001	46250	101	510519	General Fund	DCS - Permit Processing	Vacation Time Payout	-	(3,057)	(2,200)	-	-	-
1001	46250	601	510519	General Fund	DCS - Permit Processing	Vacation Time Payout	-	(23)	(3,000)	-	-	-
1001	46250	602	510519	General Fund	DCS - Permit Processing	Vacation Time Payout	-	(5,544)	(3,000)	-	-	-
1001	46250	101	520515	General Fund	DCS - Permit Processing	Health Insurance Opt Out	(2,407)	(2,407)	(4,779)	-	(7,100)	-
1001	46250	601	520515	General Fund	DCS - Permit Processing	Health Insurance Opt Out	(7,221)	(7,221)	(2,214)	-	-	-
1001	46250	602	520515	General Fund	DCS - Permit Processing	Health Insurance Opt Out	(2,407)	(579)	-	-	-	-
1001	46250	101	520520	General Fund	DCS - Permit Processing	Life Insurance Expense	(127)	(134)	(280)	(315)	(700)	(651)
1001	46250	601	520520	General Fund	DCS - Permit Processing	Life Insurance Expense	(482)	(446)	(157)	-	-	-
1001	46250	602	520520	General Fund	DCS - Permit Processing	Life Insurance Expense	(139)	(102)	(8)	-	-	-
1001	46250	101	520521	General Fund	DCS - Permit Processing	Health Insurance Expense	(38,654)	(30,854)	(68,831)	(79,718)	(151,682)	(69,018)
1001	46250	601	520521	General Fund	DCS - Permit Processing	Health Insurance Expense	(88,994)	(90,563)	(28,486)	-	-	-
1001	46250	602	520521	General Fund	DCS - Permit Processing	Health Insurance Expense	(33,033)	(32,731)	(2,707)	-	-	-
1001	46250	101	520522	General Fund	DCS - Permit Processing	Social Security Expense	(12,522)	(11,319)	(16,532)	(23,555)	(27,650)	(24,388)
1001	46250	601	520522	General Fund	DCS - Permit Processing	Social Security Expense	(37,624)	(37,482)	(14,698)	-	-	-
1001	46250	602	520522	General Fund	DCS - Permit Processing	Social Security Expense	(11,402)	(8,152)	(2,492)	-	-	-
1001	46250	101	520523	General Fund	DCS - Permit Processing	Medicare Expense	(2,929)	(2,647)	(3,866)	(5,509)	(6,500)	(5,704)
1001	46250	601	520523	General Fund	DCS - Permit Processing	Medicare Expense	(8,799)	(8,766)	(3,437)	-	-	-
1001	46250	602	520523	General Fund	DCS - Permit Processing	Medicare Expense	(2,667)	(1,906)	(583)	-	-	-
1001	46250	101	520527	General Fund	DCS - Permit Processing	IMRF Contributions	(30,686)	(28,994)	(44,267)	(54,100)	(61,100)	(55,070)
1001	46250	601	520527	General Fund	DCS - Permit Processing	IMRF Contributions	(91,983)	(96,506)	(28,230)	-	-	-
1001	46250	602	520527	General Fund	DCS - Permit Processing	IMRF Contributions	(27,932)	(21,448)	(1,625)	-	-	-
SUB-TOTAL FRINGE BENEFITS							(400,008)	(390,882)	(231,393)	(163,197)	(254,732)	(154,830)
1001	46250	101	530650	General Fund	DCS - Permit Processing	Conferences Training	435	(3,891)	(6,007)	(14,300)	(14,000)	(15,500)
1001	46250	601	530650	General Fund	DCS - Permit Processing	Conferences Training	(180)	(2,350)	-	-	-	-
1001	46250	602	530650	General Fund	DCS - Permit Processing	Conferences Training	(503)	(944)	-	-	-	-
1001	46250	101	530658	General Fund	DCS - Permit Processing	Temporary Services	-	(1,470)	(42,611)	-	-	-
1001	46250	101	530660	General Fund	DCS - Permit Processing	General Contractuals	-	(58,384)	-	-	-	-
1001	46250	601	530662	General Fund	DCS - Permit Processing	Boards Commission Support	(119)	-	-	-	-	-
1001	46250	101	530667	General Fund	DCS - Permit Processing	External Support	-	(2,800)	(583,680)	(1,334,123)	(800,000)	(900,000)
1001	46250	602	530667	General Fund	DCS - Permit Processing	External Support	(137,399)	(122,785)	(1,575)	-	-	-
1001	46250	101	540660	General Fund	DCS - Permit Processing	Emergency Services (bps)	-	-	(14)	-	-	(250)
1001	46250	601	540660	General Fund	DCS - Permit Processing	Emergency Services (bps)	(8,068)	(3,606)	-	-	-	-
SUB-TOTAL CONTRACTUAL SERVICES							(145,834)	(196,230)	(633,886)	(1,348,423)	(814,000)	(915,750)
1001	46250	101	550601	General Fund	DCS - Permit Processing	Printing	(124)	(1,581)	(1,465)	(5,000)	(4,500)	(2,000)
1001	46250	601	550601	General Fund	DCS - Permit Processing	Printing	(502)	(935)	-	-	-	-
1001	46250	602	550601	General Fund	DCS - Permit Processing	Printing	(1,741)	(1,093)	-	-	-	-
1001	46250	101	550602	General Fund	DCS - Permit Processing	Membership Dues	-	(1,663)	(953)	(750)	(750)	(1,400)
1001	46250	601	550602	General Fund	DCS - Permit Processing	Membership Dues	(305)	(150)	-	-	-	-
1001	46250	602	550602	General Fund	DCS - Permit Processing	Membership Dues	(2,669)	(1,995)	-	-	-	-
1001	46250	101	550603	General Fund	DCS - Permit Processing	Postage	(1,718)	(1,475)	(949)	-	-	-
1001	46250	601	550603	General Fund	DCS - Permit Processing	Postage	-	-	(66)	-	-	-
1001	46250	101	550605	General Fund	DCS - Permit Processing	Travel & Mileage Reimbursement	-	-	-	(200)	(200)	(250)

VILLAGE OF OAK PARK  
FISCAL YEAR 2017 BUDGET  
GENERAL FUND - DCS PERMIT PROCESSING

<u>Fund</u>	<u>Dept</u>	<u>Program</u>	<u>Account</u>	<u>Description</u>	<u>Department</u>	<u>Description</u>	<u>2013</u> <u>Actual</u>	<u>2014</u> <u>Actual</u>	<u>2015</u> <u>Actual</u>	<u>2016</u> <u>Budget</u>	<u>2016</u> <u>Projected</u>	<u>2017</u> <u>Budget</u>
1001	46250	101	550606	General Fund	DCS - Permit Processing	Books & Subscriptions	(699)	(723)	(3,149)	(5,000)	(4,500)	(6,000)
1001	46250	601	550606	General Fund	DCS - Permit Processing	Books & Subscriptions	-	(245)	-	-	-	-
1001	46250	602	550606	General Fund	DCS - Permit Processing	Books & Subscriptions	(2,744)	(3,404)	-	-	-	-
1001	46250	603	550652	General Fund	DCS - Permit Processing	Legal Postings and Doc. Fees	(756)	(2,646)	-	-	-	-
1001	46250	101	550656	General Fund	DCS - Permit Processing	Miscellaneous Expense	-	(23)	-	-	-	-
1001	46250	101	560620	General Fund	DCS - Permit Processing	Office Supplies	(5,462)	(3,866)	(3,915)	-	(983)	-
1001	46250	601	560620	General Fund	DCS - Permit Processing	Office Supplies	(1,935)	(240)	-	-	-	-
1001	46250	602	560620	General Fund	DCS - Permit Processing	Office Supplies	(7,613)	(2,148)	-	-	-	-
1001	46250	101	560625	General Fund	DCS - Permit Processing	Clothing	-	-	(125)	-	-	-
1001	46250	601	560625	General Fund	DCS - Permit Processing	Clothing	(83)	(364)	-	-	-	-
1001	46250	602	560625	General Fund	DCS - Permit Processing	Clothing	(355)	(130)	-	-	-	-
1001	46250	101	560631	General Fund	DCS - Permit Processing	Operational Supplies	16	-	-	(500)	(450)	(550)
1001	46250	601	560631	General Fund	DCS - Permit Processing	Operational Supplies	-	(107)	-	-	-	-
1001	46250	602	560631	General Fund	DCS - Permit Processing	Operational Supplies	(854)	(36)	-	-	-	-
1001	46250	601	560638	General Fund	DCS - Permit Processing	Special Events	-	(133)	-	-	-	-
1001	46250	101	560650	General Fund	DCS - Permit Processing	Volunteer Recog Recruitment	-	-	(64)	-	-	-
1001	46250	101	560670	General Fund	DCS - Permit Processing	Equipment Rental	(200)	(10)	-	-	-	-
1001	46250	601	560670	General Fund	DCS - Permit Processing	Equipment Rental	(1,803)	(475)	-	-	-	-
SUB-TOTAL MATERIALS & SUPPLIES							(29,547)	(23,442)	(10,686)	(11,450)	(11,383)	(10,200)
TOTAL EXPENDITURES							(1,607,698)	(1,558,911)	(1,312,716)	(1,907,985)	(1,589,486)	(1,479,134)

VILLAGE OF OAK PARK  
FISCAL YEAR 2017 BUDGET  
GENERAL FUND - DCS ADMINISTRATION

<u>Fund</u>	<u>Dept</u>	<u>Program</u>	<u>Account</u>	<u>Description</u>	<u>Department</u>	<u>Description</u>	<u>2013</u> <u>Actual</u>	<u>2014</u> <u>Actual</u>	<u>2015</u> <u>Actual</u>	<u>2016</u> <u>Budget</u>	<u>2016</u> <u>Projected</u>	<u>2017</u> <u>Budget</u>
1001	46260	101	510501	General Fund	DCS Administration	Regular Salaries	(529)	(66,934)	(131,913)	(219,879)	(147,876)	(219,875)
1001	46260	101	510503	General Fund	DCS Administration	Overtime	-	-	-	(1,500)	(1,700)	-
SUB-TOTAL PERSONAL SERVICES							(529)	(66,934)	(131,913)	(221,379)	(149,576)	(219,875)
1001	46260	101	510506	General Fund	DCS Administration	Equip Allow (Auto,Phone,Tools)	-	(237)	(253)	-	(458)	(458)
1001	46260	101	520515	General Fund	DCS Administration	Health Insurance Opt Out	-	-	(1,210)	-	(1,500)	-
1001	46260	101	520520	General Fund	DCS Administration	Life Insurance Expense	-	(42)	(105)	(180)	(252)	(279)
1001	46260	101	520521	General Fund	DCS Administration	Health Insurance Expense	-	(7,242)	(13,019)	(17,773)	(19,860)	(18,018)
1001	46260	101	520522	General Fund	DCS Administration	Social Security Expense	(32)	(3,721)	(7,444)	(13,632)	(9,184)	(13,632)
1001	46260	101	520523	General Fund	DCS Administration	Medicare Expense	(7)	(942)	(1,869)	(3,188)	(2,148)	(3,188)
1001	46260	101	520527	General Fund	DCS Administration	IMRF Contributions	(76)	(10,162)	(16,271)	(27,814)	(18,391)	(30,783)
SUB-TOTAL FRINGE BENEFITS							(115)	(22,346)	(40,170)	(62,587)	(51,793)	(66,358)
1001	46260	101	530649	General Fund	DCS Administration	Sales Tax Rebate	-	-	(1,430,000)	-	-	(165,000)
1001	46260	101	530650	General Fund	DCS Administration	Conferences Training	-	-	(4,615)	(8,475)	(6,500)	(6,000)
1001	46260	101	530652	General Fund	DCS Administration	Training Services	-	-	-	(1,500)	-	-
1001	46260	101	530667	General Fund	DCS Administration	External Support	-	-	(780,827)	(50,251)	(50,251)	(135,000)
SUB-TOTAL CONTRACTUAL SERVICES							-	-	(2,215,442)	(60,226)	(56,751)	(306,000)
1001	46260	101	550601	General Fund	DCS Administration	Printing	-	-	(144)	-	-	-
1001	46260	101	550602	General Fund	DCS Administration	Membership Dues	-	(263)	(910)	(960)	(900)	(900)
1001	46260	101	550603	General Fund	DCS Administration	Postage	-	-	(110)	(7,050)	(6,000)	(8,000)
1001	46260	101	550605	General Fund	DCS Administration	Travel & Mileage Reimbursement	-	-	(22)	(150)	(150)	(150)
1001	46260	101	560620	General Fund	DCS Administration	Office Supplies	-	(137)	(366)	(9,300)	(9,300)	(10,500)
1001	46260	101	560625	General Fund	DCS Administration	Clothing	-	-	-	(2,500)	(2,500)	(3,000)
1001	46260	601	560631	General Fund	DCS Administration	Operational Supplies	-	-	(36)	-	-	-
1001	46260	101	560670	General Fund	DCS Administration	Equipment Rental	-	-	-	(1,000)	(1,000)	(1,000)
SUB-TOTAL MATERIALS & SUPPLIES							-	(400)	(1,587)	(20,960)	(19,850)	(23,550)
1001	46260	101	581807	General Fund	DCS Administration	Loan Principal	-	(37,204)	(151,605)	-	(38,636)	(632,649)
1001	46260	101	581808	General Fund	DCS Administration	Loan Interest Expense	-	(6,067)	(21,478)	-	(4,635)	(38,397)
SUB-TOTAL DEBT SERVICE							-	(43,271)	(173,083)	-	(43,271)	(671,046)
1001	46260	101	570698	General Fund	DCS Administration	Economic Development Initiativ	-	(813,324)	-	-	-	-
1001	46260	231	585652	General Fund	DCS Administration	Operating Subsidies	-	-	-	(212,500)	(212,500)	(212,500)
1001	46260	232	585652	General Fund	DCS Administration	Operating Subsidies	-	-	-	(721,500)	(533,160)	(721,500)
SUB-TOTAL GRANTS							-	(813,324)	-	(934,000)	(745,660)	(934,000)
TOTAL EXPENDITURES							(645)	(946,275)	(2,562,195)	(1,299,152)	(1,066,901)	(2,220,829)



# **Finance**

## **Executive Overview**

### **Departmental Summary**

The Finance Department oversees and manages all financial operations of the Village and is responsible for providing internal customer service to other Village Departments and maintain the financial health of the organization in accordance with the annual budget and the requirements of the Municipal Code. The Finance Department directly oversees accounting, audit, budget, debt issuances, purchasing and payroll.

The department resources include the General Fund, Sewer Fund and the Equipment Replacement Fund. Services are provided through the following divisions: Administration, Accounting, Budgeting and Performance Management, Payroll, Records storage and retention for all Departments and Purchasing. Services are provided through the following divisions:

**Administration** – The Administration Division provides general support to the operating divisions of the department. Tasks include providing customer service regarding all department activities to both internal and external customers.

**Accounting** – The Accounting Division is responsible for the timely and accurate recording and financial reporting of Village financial activity.

**Budgeting and Performance Management** – The Budget Division is responsible for management and oversight of the process by which the Village Board and Manager allocate resources. As a means to evaluate competing demands, the division also coordinates the Village’s MAP program to assess and communicate how to best utilize resources to meet the policy objections of the governing body.

**Payroll** – A decision was made to outsource payroll in early 2014. Although this function is outsourced, in essence there is still a great deal of internal tasks which are required such as tracking and approving time, reviewing payroll reports and files, and updating employee pay rates (including retroactive calculations) and deductions.

**Purchasing** – The Purchasing Division coordinates the overall procurement of goods and services to ensure the process results in the selection of the most cost-effective solution to the Village. The division ensures the Village’s purchasing process meets all state and local rules and regulations.

### **2016 Accomplishments**

- Staff continues to look for ways to improve the transparency and communication of the financial health of the Village utilizing the budget document and expects to incorporate more robust reporting on capital projects within the FY 2017 Budget creation process.
- A vendor for a new enterprise resource planning system has been selected and the implementation of the ERP will begin in 2016 and may extend into 2017.
- The Comprehensive Annual Financial Report (CAFR) was produced in a timely manner and management letter comments will be appropriately addressed. The Village received the GFOA Certificate of Achievement Award for FY14 and has applied for this reward for the FY15 CAFR.
- The Finance Department Office Manager position was filled with an individual who will be performing the payroll function as well as assisting with purchasing, budget, and audit.

- Staff improved the budget amendment process and all adopted quarterly amendments are now being tracked from the original budget.
- A new credit card policy was drafted and additional cards were ordered for selected individuals and departments.
- A review of the purchasing policies and a new purchasing policy was drafting and pending adoption.
- Staff migrated the Village to a new office supply vendor to receive savings in addition to consolidate the route with other local taxing bodies.

## **2017 Work Plan**

- Implementation of core financials and utility billing under the new enterprise resource planning system is expected to be completed in fiscal year.
- Set up payroll in BS&A so it may begin to be processed internally utilizing the new ERP system effective with the first payroll in calendar year 2018.
- Apply for and receive both the Certification of Achievement for Financial Reporting Excellence for audit year 2016 and the GFOA Budget Award for 2017.
- Review and continual improvement of internal controls.
- Streamline operations wherever possible and improve efficiencies within the department to maximum production and quality of work.
- Continual improvement of the budget document.
- Strategically plan and focus on the Village's overall finances, especially in areas related to outstanding debt and capital improvements.
- Improve financial reporting for elected officials and management.

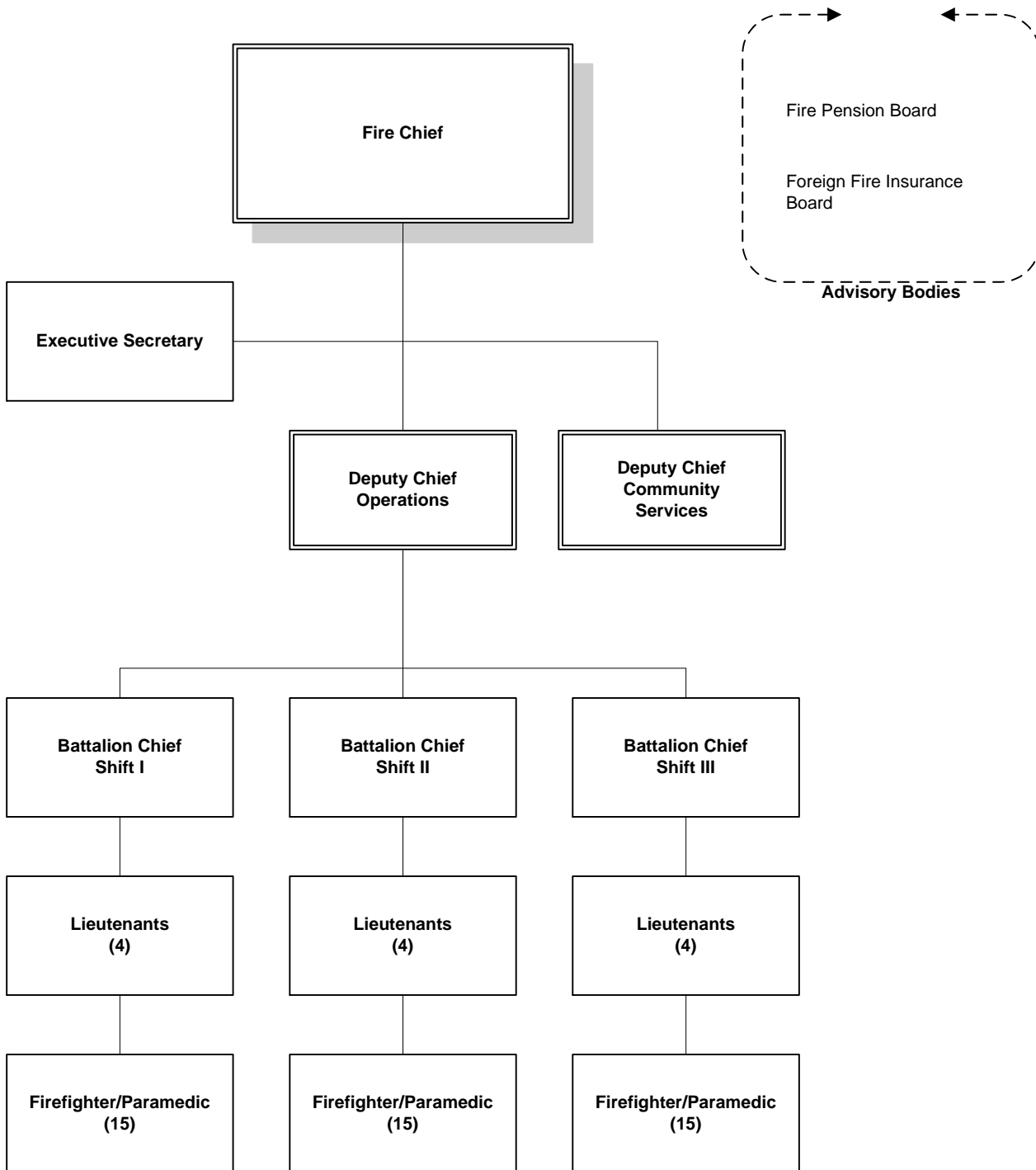
VILLAGE OF OAK PARK  
FISCAL YEAR 2017 BUDGET  
GENERAL FUND - FINANCE

<u>Fund</u>	<u>Dept</u>	<u>Program</u>	<u>Account</u>	<u>Description</u>	<u>Department</u>	<u>Description</u>	<u>2013</u> <u>Actual</u>	<u>2014</u> <u>Actual</u>	<u>2015</u> <u>Actual</u>	<u>2016</u> <u>Budget</u>	<u>2016</u> <u>Projected</u>	<u>2017</u> <u>Budget</u>
1001	41300	101	510501	General Fund	Finance	Regular Salaries	(354,633)	(315,671)	(322,089)	(741,056)	(663,000)	(735,463)
1001	41300	170	510501	General Fund	Finance	Regular Salaries	(112,254)	(111,896)	(113,928)	-	-	-
1001	41300	171	510501	General Fund	Finance	Regular Salaries	(222,526)	(169,064)	(178,376)	-	-	-
1001	41300	175	510501	General Fund	Finance	Regular Salaries	(5,541)	(5,628)	(5,632)	-	-	-
1001	41300	101	510503	General Fund	Finance	Merit Incentives	-	-	-	-	-	(306,000)
1001	41300	101	510503	General Fund	Finance	Overtime	(251)	(607)	(817)	(10,000)	(9,000)	(9,000)
1001	41300	171	510503	General Fund	Finance	Overtime	(12,622)	(12,791)	(10,209)	-	-	-
1001	41300	175	510503	General Fund	Finance	Overtime	(26)	(66)	(88)	-	-	-
1001	41300	101	510522	General Fund	Finance	Turnover savings- Villagewide	-	-	-	-	-	759,258
1001	41300	101	510999	General Fund	Finance	Grant Admin. - Salaries	13,635	17,244	1,068	-	1,587	-
SUB-TOTAL PERSONAL SERVICES							(694,219)	(598,477)	(630,071)	(751,056)	(670,413)	(291,205)
1001	41300	101	510506	General Fund	Finance	Equip Allow (Auto,Phone,Tools)	-	-	(7)	-	(458)	(458)
1001	41300	101	510519	General Fund	Finance	Vacation Time Payout	-	(1,080)	(4,463)	-	(7,071)	-
1001	41300	101	520515	General Fund	Finance	Health Insurance Opt Out	(1,121)	(2,407)	(671)	-	-	-
1001	41300	170	520515	General Fund	Finance	Health Insurance Opt Out	(4,814)	(4,786)	(2,307)	-	(5,542)	-
1001	41300	171	520515	General Fund	Finance	Health Insurance Opt Out	(2,407)	(2,407)	(2,307)	-	(2,630)	-
1001	41300	101	520520	General Fund	Finance	Life Insurance Expense	(204)	(183)	(227)	(517)	(1,008)	(1,023)
1001	41300	170	520520	General Fund	Finance	Life Insurance Expense	(83)	(83)	(101)	-	-	-
1001	41300	171	520520	General Fund	Finance	Life Insurance Expense	(199)	(166)	(202)	-	-	-
1001	41300	175	520520	General Fund	Finance	Life Insurance Expense	(4)	(4)	(5)	-	-	-
1001	41300	101	520521	General Fund	Finance	Health Insurance Expense	(73,860)	(63,746)	(75,153)	(183,374)	(88,294)	(185,638)
1001	41300	170	520521	General Fund	Finance	Health Insurance Expense	-	-	(24,270)	-	-	-
1001	41300	171	520521	General Fund	Finance	Health Insurance Expense	(36,449)	(20,938)	(34,750)	-	(51,178)	-
1001	41300	175	520521	General Fund	Finance	Health Insurance Expense	(1,645)	(1,698)	(1,935)	-	(324)	-
1001	41300	101	520522	General Fund	Finance	Social Security Expense	(19,788)	(17,970)	(18,224)	(45,945)	(43,000)	(45,610)
1001	41300	170	520522	General Fund	Finance	Social Security Expense	(6,888)	(6,912)	(6,881)	-	-	-
1001	41300	171	520522	General Fund	Finance	Social Security Expense	(13,816)	(10,666)	(11,049)	-	-	-
1001	41300	175	520522	General Fund	Finance	Social Security Expense	(322)	(328)	(330)	-	-	-
1001	41300	101	520523	General Fund	Finance	Medicare Expense	(4,816)	(4,373)	(4,434)	(10,745)	(9,500)	(10,667)
1001	41300	170	520523	General Fund	Finance	Medicare Expense	(1,611)	(1,616)	(1,609)	-	-	-
1001	41300	171	520523	General Fund	Finance	Medicare Expense	(3,231)	(2,495)	(2,584)	-	-	-
1001	41300	175	520523	General Fund	Finance	Medicare Expense	(75)	(77)	(77)	-	-	-
1001	41300	101	520527	General Fund	Finance	IMRF Contributions	(52,809)	(50,222)	(39,527)	(105,545)	(100,400)	(102,990)
1001	41300	170	520527	General Fund	Finance	IMRF Contributions	(16,905)	(17,718)	(16,470)	-	-	-
1001	41300	171	520527	General Fund	Finance	IMRF Contributions	(34,303)	(27,978)	(27,050)	-	-	-
1001	41300	175	520527	General Fund	Finance	IMRF Contributions	(804)	(864)	(811)	-	-	-
1001	41300	101	520999	General Fund	Finance	Grant Admin. - Benefits	876	495	274	-	-	-
SUB-TOTAL FRINGE BENEFITS							(275,278)	(238,221)	(275,168)	(346,126)	(309,405)	(346,386)
1001	41300	101	530650	General Fund	Finance	Conferences Training	(1,662)	(935)	(3,946)	(6,200)	(3,000)	(4,500)
1001	41300	170	530650	General Fund	Finance	Conferences Training	(769)	-	-	-	-	-
1001	41300	171	530650	General Fund	Finance	Conferences Training	-	(349)	-	-	-	-
1001	41300	101	530654	General Fund	Finance	Collection Agency Expense	(59,030)	(52,157)	(53,759)	(60,000)	(53,000)	(53,000)
1001	41300	101	530658	General Fund	Finance	Temporary Services	(25,583)	(33,460)	(17,022)	-	(25,000)	-
1001	41300	171	530658	General Fund	Finance	Temporary Services	-	(4,455)	-	-	-	-
1001	41300	101	530667	General Fund	Finance	External Support	(82,116)	(57,378)	(79,917)	-	(14,000)	(17,200)
1001	41300	101	530668	General Fund	Finance	ADP Payroll Services	-	-	(18,457)	(220,000)	(220,000)	(220,000)
1001	41300	171	530668	General Fund	Finance	ADP Payroll Services	(110,485)	(170,123)	(215,679)	-	-	-
1001	41300	101	530670	General Fund	Finance	Audit Service Fees	-	-	-	(68,959)	(69,000)	(71,000)
1001	41300	101	530675	General Fund	Finance	Bank Charges	(217,156)	(198,918)	(150,832)	(155,000)	(150,000)	(150,000)
1001	41300	175	540690	General Fund	Finance	Telecommunication Charges	-	-	(162,230)	-	-	-
SUB-TOTAL CONTRACTUAL SERVICES							(496,802)	(517,776)	(701,841)	(510,159)	(534,000)	(515,700)
1001	41300	101	550601	General Fund	Finance	Printing	(4,610)	(748)	(15,538)	(11,000)	(11,000)	(17,000)
1001	41300	171	550601	General Fund	Finance	Printing	(539)	(326)	(1,040)	-	-	-
1001	41300	101	550602	General Fund	Finance	Membership Dues	(2,863)	(3,277)	(3,241)	(5,964)	(4,000)	(2,500)

VILLAGE OF OAK PARK  
FISCAL YEAR 2017 BUDGET  
GENERAL FUND - FINANCE

<u>Fund</u>	<u>Dept</u>	<u>Program</u>	<u>Account</u>	<u>Description</u>	<u>Department</u>	<u>Description</u>	<u>2013</u> <u>Actual</u>	<u>2014</u> <u>Actual</u>	<u>2015</u> <u>Actual</u>	<u>2016</u> <u>Budget</u>	<u>2016</u> <u>Projected</u>	<u>2017</u> <u>Budget</u>
1001	41300	101	550603	General Fund	Finance	Postage	(190)	(180)	(377)	(2,500)	(3,000)	(3,300)
1001	41300	171	550603	General Fund	Finance	Postage	(2,786)	(2,923)	(2,899)	-	-	-
1001	41300	101	550605	General Fund	Finance	Travel & Mileage Reimbursement	(53)	(58)	(30)	(150)	(500)	(500)
1001	41300	101	550606	General Fund	Finance	Books & Subscriptions	(717)	(1,391)	(12,121)	-	(1,428)	(100)
1001	41300	101	550652	General Fund	Finance	Legal Postings and Doc. Fees	(1,283)	(1,287)	(1,269)	(1,500)	(1,500)	(1,500)
1001	41300	101	550656	General Fund	Finance	Miscellaneous Expense	(10)	(5,879)	(1,244)	-	-	-
1001	41300	101	550663	General Fund	Finance	Software License Updates	(207)	(6,039)	(343)	-	(6,593)	(53,000)
1001	41300	101	550671	General Fund	Finance	Office Machine Service	-	-	(4,175)	(350)	-	-
1001	41300	171	550671	General Fund	Finance	Office Machine Service	(204)	(204)	(204)	-	-	-
1001	41300	101	560616	General Fund	Finance	Toner Cartridges	(764)	-	(140)	(250)	(250)	(250)
1001	41300	171	560616	General Fund	Finance	Toner Cartridges	(414)	(237)	-	-	-	-
1001	41300	101	560617	General Fund	Finance	Paper Supply	-	-	(16,373)	(19,500)	(20,000)	(20,000)
1001	41300	101	560620	General Fund	Finance	Office Supplies	(1,347)	(1,567)	(1,535)	(5,000)	(4,000)	(5,000)
1001	41300	171	560620	General Fund	Finance	Office Supplies	(2,824)	(2,732)	(6,046)	-	-	-
1001	41300	172	560620	General Fund	Finance	Office Supplies	(37)	-	-	-	-	-
1001	41300	175	560620	General Fund	Finance	Office Supplies	-	-	(35)	-	-	-
1001	41300	101	560623	General Fund	Finance	Cleaning Supplies	(7)	-	-	-	-	(100)
1001	41300	101	560625	General Fund	Finance	Clothing	-	(90)	-	(400)	(400)	(500)
1001	41300	170	560625	General Fund	Finance	Clothing	-	(60)	-	-	-	-
1001	41300	171	560625	General Fund	Finance	Clothing	-	(86)	-	-	-	-
1001	41300	101	560631	General Fund	Finance	Operational Supplies	(24)	-	-	-	-	-
1001	41300	171	560631	General Fund	Finance	Operational Supplies	-	-	(652)	-	-	-
1001	41300	101	560638	General Fund	Finance	Special Events	(289)	(103)	(428)	-	-	-
1001	41300	101	560670	General Fund	Finance	Equipment Rental	-	-	(51,424)	(36,500)	(53,991)	(81,000)
SUB-TOTAL MATERIALS & SUPPLIES							(19,168)	(27,187)	(119,113)	(83,114)	(106,662)	(184,750)
1001	41300	615	570132	General Fund	Finance	Animal Control Facility	(46,600)	(46,600)	(46,600)	-	-	-
1001	41300	101	570710	General Fund	Finance	Equipment	(639)	-	-	-	-	-
1001	41300	171	570711	General Fund	Finance	Software	-	(1,362)	-	-	(332)	-
1001	41300	171	570725	General Fund	Finance	Office Equipment	(237)	-	(1,740)	-	-	-
1001	41300	101	570740	General Fund	Finance	Facilities Furnishings	-	-	(5,137)	-	-	-
SUB-TOTAL CAPITAL OUTLAY							(47,476)	(47,962)	(53,476)	-	(332)	-
1001	41300	101	582100	General Fund	Finance	Loss on Investments	-	(342,082)	-	-	-	-
1001	41300	101	583601	General Fund	Finance	Rebate Program	-	(139)	-	-	-	-
							-	(342,221)	-	-	-	-
1001	41300	101	591825	General Fund	Finance	Transfer To Debt Service Fund	-	-	(215,004)	(555,763)	(557,763)	(500,000)
1001	41300	990	591826	General Fund	Finance	Transfer To Sir Fund	(20,347)	(77,494)	(24,446)	-	-	-
1001	41300	991	591826	General Fund	Finance	Transfer To Sir Fund	(116,502)	(451,939)	(192,003)	-	-	-
1001	41300	992	591826	General Fund	Finance	Transfer To Sir Fund	(18,402)	(73,662)	(25,339)	-	-	-
1001	41300	993	591826	General Fund	Finance	Transfer To Sir Fund	(3,784)	(12,945)	(3,246)	-	-	-
1001	41300	994	591826	General Fund	Finance	Transfer To Sir Fund	(12,870)	(45,096)	(12,712)	-	-	-
1001	41300	101	591833	General Fund	Finance	Transfer To E911 Fund	(1,300,000)	(1,300,000)	(631,704)	(1,077,000)	(1,077,000)	-
1001	41300	101	591860	General Fund	Finance	Transfer To Parking	-	-	(156,996)	(60,000)	(60,000)	(40,000)
1001	41300	101	591895	General Fund	Finance	Transfer To Cip Fund	(1,158,600)	(1,158,600)	(628,600)	(1,150,000)	(1,150,000)	-
SUB-TOTAL TRANSFERS							(2,630,505)	(3,119,736)	(1,890,050)	(2,842,763)	(2,844,763)	(540,000)
TOTAL EXPENDITURES							(4,163,447)	(4,891,580)	(3,669,720)	(4,533,218)	(4,465,575)	(1,878,041)





# **Fire**

## **Executive Overview**

### **Departmental Summary**

The Oak Park Fire Department's primary mission is to protect the lives and property of all residents and visitors on a daily basis. This is accomplished through the delivery of fire suppression operations, emergency medical services and fire prevention through inspections, public education and code enforcement. The Fire Department will assist the public in all areas of emergency and non-emergency situations as well as providing mutual aid to other local and state agencies. The department provides emergency medical care in both advanced and basic life support with highly trained licensed paramedics.

The Oak Park Fire Department maintains three fire stations that are strategically located to provide optimal response times to emergencies within the Village of Oak Park. Included are divisions for Administration, Operations, Emergency Medical Services (EMS), Fire Prevention and Fire Investigation, Training, Public Education and the Technical Rescue Team (TRT).

### **2016 Accomplishments**

Accomplished:

- Additional FTE Hired: Deputy Fire Chief of Community Service is responsible for Fire Inspections, Plan Review, Fire Investigations, Code Enforcement and Public Education.
- Fire Prevention Division relocated to Village Hall.
- New Ambulance Billing Company: Andres Medical
- Firehouse Software Record Management System implemented, using training and inventory modules.
- FireRescue1 Academy is an online training program that was implemented and is currently being used by FD personnel. The Academy features over 500 high-definition training videos, lesson plans, quizzes and courses in categories such as Fire Suppression, Firefighter Safety and Survival, Command and Control, Emergency Medical Service and Hazardous Materials.
- Call back system implemented; which is used to call back personnel, when staffing levels are below minimum. This program is part of the FD Telestaff software system for scheduling, payroll, sick leave, and vacations.
- New Ambulance delivered: 2016 Ford F550 Type I AEV Ambulance. Replaced a 10 year old reserve ambulance. Placed in service on July 1, 2016.
- The Watch Office and Battalion Chief Office at Station 1 remodel project was completed which included new floors, painting, new workstations and storage cabinets.

- Assisted West Suburban Consolidated Dispatch with the relocation of the main FD radio transmitter to 150 Forest Ave.
- Station 2 installed new kitchen stove range. Replaced old stove that was 20+ years old.
- Upgraded 3 gas monitors for front-line fire apparatus.
- Established Physical Fitness Committee for FD Wellness and Fitness program.
- CPR/AED and First Aid Programs completed roll out of new 2015 American Heart Association guidelines in April of 2016.
- Contracted with Fire Recovery, USA to recoup costs associated with our mitigation of natural gas leaks and power line incidents.

In-Progress:

- Fire Prevention is the process of implementing the VillageView computer software for fire inspections and plan reviews.
- Vehicle Back-Up System will be installed in Truck 631's Apparatus Bay at Station 1. Installation will be completed July 20, 2016
- Assisting Police Department with Narcan program: FD applied for grant and was approved. Narcan training planned for July. FD will assist with training and implementation of program.
- Digitalize policies and procedures are on target to be completed at the end of 2016 using Lexipol software.
- Establish a new Battalion Chief and Lieutenant Promotion eligibility list. Lieutenant's list expires at the end of July 2016. Battalion Chief Promotion list was exhausted in June of 2016.
- Entry Level Firefighter/Paramedic eligibility list for bands 2 and 3 will be completed by the end of July.
- Hire (2) FTE Firefighter/Paramedic to fill vacancies in 2016. Vacant positions due to retirement and promotion.
- Vehicle replacement: (5) support vehicles are still on target to be replaced in September of 2016.
- Building (Capital Projects) Station 1: Pending Village Board approval – new storage garage north parking lot and second floor locker room remodel

## 2017 Work Plan

A major effort of the Oak Park Fire Department is to maintain a results-oriented agency. Continuous improvement and maximum efficiency and service are pursued through the following anticipated accomplishments in 2017:

- Develop and improve training programs to safely and effectively support the mission of the Oak Park Fire Department.
- Develop and implement response best practices and data collection/analysis process to support effective and efficient emergency service response times.
- Develop a preventive maintenance program for all Fire Department facilities
- Continue to work with Union leaders to establish a Wellness/Fitness program for the Fire Department.
- Expand current public education outreach programs and explore partnerships with other local agencies.
- Develop performance standards for fire inspectors in the Fire Prevention Bureau.
- Develop incident action plans for special events that take place within the Village of Oak Park.
- Develop and implement a more consistent training schedule for on duty personnel.
- Develop and implement an effective and efficient continuing quality improvement program for emergency medical services and fire inspection delivery.
- Labor Relations: Lieutenants and Firefighters Union Contract expires at the end of 2017. Develop a management plan for negotiations with Village staff.
- VillageView: Deputy Chief of Community Services and Inspectors will continue to implement the inspection and plan review programs.
- Capital fleet replacement: New Ambulance will be purchased in 2017 to replace 2009 Ambulance.
- Fully implement and train on new hydrant collector which was created by Oak Park GIS Consortium.
- Fully implement the Bike Medic Program for special events.
- Request GIS Business Intelligence Tool: The business intelligence tool is designed to work with our records management system (Firehouse Software) and provide us with a multi-directional data analysis tool to evaluate the data collected in Firehouse.
- Lexipol software program which contains all of the Fire Department policies and procedures will be implemented in the 2<sup>nd</sup> quarter of 2017.

- Continue to utilize the FireRescue1 Academy for a method of delivering training to all personnel.
- Develop Fire Department internship program for high school or college students interested in a career in the fire service.
- Develop a strategic planning committee to work on creating a plan for the entire Fire Department and Foreign Fire Fund for the next 3-5 years.
- Complete the following building capital improvement projects pending approval from Village of Oak Park Board:
  - Station 1: Repair administration roof, remodel basement restroom and window replacement on the apparatus floor.
  - Station 2: Remodel apparatus restroom, bunk room and repair stairs 1<sup>st</sup> and 2<sup>nd</sup> floor.
  - Station 3: Remodel locker room and restroom.

VILLAGE OF OAK PARK  
FISCAL YEAR 2017 BUDGET  
GENERAL FUND - FIRE ADMINISTRATION

<u>Fund</u>	<u>Dept</u>	<u>Program</u>	<u>Account</u>	<u>Description</u>	<u>Department</u>	<u>Description</u>	<u>2013</u> <u>Actual</u>	<u>2014</u> <u>Actual</u>	<u>2015</u> <u>Actual</u>	<u>2016</u> <u>Budget</u>	<u>2016</u> <u>Projected</u>	<u>2017</u> <u>Budget</u>
1001	42500	101	510501	General Fund	FIRE - Admin	Regular Salaries	(358,702)	(362,221)	(388,308)	(317,130)	(425,000)	(452,141)
1001	42500	101	510503	General Fund	FIRE - Admin	Overtime	(3,013)	(3,324)	(8,766)	-	(6,213)	-
SUB-TOTAL PERSONAL SERVICES							(361,714)	(365,545)	(397,074)	(317,130)	(431,213)	(452,141)
1001	42500	101	510510	General Fund	FIRE - Admin	Sick Time Payout	-	-	(3,001)	-	-	-
1001	42500	101	510519	General Fund	FIRE - Admin	Vacation Time Payout	-	-	(12,488)	-	-	-
1001	42500	101	520520	General Fund	FIRE - Admin	Life Insurance Expense	(166)	(166)	(243)	(180)	(307)	(372)
1001	42500	101	520521	General Fund	FIRE - Admin	Health Insurance Expense	(39,993)	(39,605)	(49,945)	(55,173)	(75,801)	(75,690)
1001	42500	101	520522	General Fund	FIRE - Admin	Social Security Expense	(2,839)	(2,871)	(2,909)	(12,750)	(3,037)	(19,274)
1001	42500	101	520523	General Fund	FIRE - Admin	Medicare Expense	(1,540)	(1,667)	(3,615)	-	(3,796)	(6,556)
1001	42500	101	520525	General Fund	FIRE - Admin	Fire Pension Contributions	-	-	-	(3,574,416)	(3,574,416)	(5,601,488)
1001	42500	400	520525	General Fund	FIRE - Admin	Fire Pension Contributions	(3,320,143)	(3,283,111)	(3,473,103)	-	-	-
1001	42500	101	520526	General Fund	FIRE - Admin	Dental Insurance Expense	(333)	(333)	(368)	(550)	(550)	(700)
1001	42500	101	520527	General Fund	FIRE - Admin	IMRF Contributions	(7,493)	(8,014)	(7,503)	(7,794)	(7,794)	(7,653)
SUB-TOTAL FRINGE BENEFITS							(3,372,506)	(3,335,767)	(3,553,176)	(3,650,863)	(3,665,701)	(5,711,733)
1001	42500	101	530650	General Fund	FIRE - Admin	Conferences Training	(1,513)	(4,388)	(3,577)	(5,000)	(5,432)	(7,500)
1001	42500	101	530667	General Fund	FIRE - Admin	External Support	(15,703)	(19,889)	(22,862)	(48,314)	(48,314)	(50,284)
SUB-TOTAL CONTRACTUAL SERVICES							(17,216)	(24,276)	(26,438)	(53,314)	(53,746)	(57,784)
1001	42500	101	550601	General Fund	FIRE - Admin	Printing	-	(22)	(165)	(400)	(400)	(500)
1001	42500	101	550602	General Fund	FIRE - Admin	Membership Dues	(11,549)	(11,539)	(12,356)	(11,405)	(11,388)	(11,515)
1001	42500	101	550603	General Fund	FIRE - Admin	Postage	(2,104)	(1,907)	(1,864)	(2,500)	(2,500)	(2,500)
1001	42500	101	550671	General Fund	FIRE - Admin	Office Machine Service	(1,597)	(212)	(2,311)	(3,500)	(3,500)	(3,500)
1001	42500	142	550671	General Fund	FIRE - Admin	Office Machine Service	-	-	(321)	-	-	-
1001	42500	101	560620	General Fund	FIRE - Admin	Office Supplies	(2,343)	(1,996)	(3,485)	(3,500)	(3,500)	(3,500)
1001	42500	142	560620	General Fund	FIRE - Admin	Office Supplies	(414)	-	-	-	-	-
1001	42500	101	560625	General Fund	FIRE - Admin	Clothing	(127)	(5,341)	(2,648)	(1,000)	(1,000)	(1,500)
1001	42500	101	560631	General Fund	FIRE - Admin	Operational Supplies	(8)	-	(302)	-	-	-
1001	42500	101	560638	General Fund	FIRE - Admin	Special Events	-	(135)	(287)	(1,000)	(1,277)	(1,200)
1001	42500	101	560651	General Fund	FIRE - Admin	Employees Awards Recognition	(268)	(269)	(45)	-	-	-
1001	42500	101	560670	General Fund	FIRE - Admin	Equipment Rental	(523)	(877)	-	-	-	-
SUB-TOTAL MATERIALS & SUPPLIES							(18,934)	(22,297)	(23,783)	(23,305)	(23,565)	(24,215)
TOTAL EXPENDITURES							(3,770,370)	(3,747,885)	(4,000,472)	(4,044,612)	(4,174,225)	(6,245,873)

VILLAGE OF OAK PARK  
FISCAL YEAR 2017 BUDGET  
GENERAL FUND - FIRE OPERATIONS

<u>Fund</u>	<u>Dept</u>	<u>Program</u>	<u>Account</u>	<u>Description</u>	<u>Department</u>	<u>Description</u>	<u>2013</u> <u>Actual</u>	<u>2014</u> <u>Actual</u>	<u>2015</u> <u>Actual</u>	<u>2016</u> <u>Budget</u>	<u>2016</u> <u>Projected</u>	<u>2017</u> <u>Budget</u>
1001	42510	101	510501	General Fund	FIRE - Operations	Regular Salaries	(5,229,767)	(5,287,960)	(5,385,935)	(5,720,341)	(5,647,494)	(5,926,519)
1001	42510	101	510503	General Fund	FIRE - Operations	Overtime	(479,006)	(325,747)	(390,620)	(450,000)	(427,248)	(450,000)
SUB-TOTAL PERSONAL SERVICES							(5,708,773)	(5,613,707)	(5,776,555)	(6,170,341)	(6,074,742)	(6,376,519)
1001	42510	101	510510	General Fund	FIRE - Operations	Sick Time Payout	(74,703)	(63,330)	(49,623)	(60,000)	(80,637)	(65,000)
1001	42510	101	510516	General Fund	FIRE - Operations	FD 7G Pay	(123,786)	(162,402)	(168,856)	(184,173)	(164,701)	(200,000)
1001	42510	101	510519	General Fund	FIRE - Operations	Vacation Time Payout	(14,097)	(7,598)	(58,052)	(20,000)	(15,888)	(40,000)
1001	42510	101	510521	General Fund	FIRE - Operations	Holiday Pay	-	(66,935)	(70,834)	(99,427)	(93,800)	(96,900)
1001	42510	101	520515	General Fund	FIRE - Operations	Health Insurance Opt Out	(16,914)	(18,271)	(11,536)	-	(15,827)	-
1001	42510	101	520520	General Fund	FIRE - Operations	Life Insurance Expense	(2,405)	(2,450)	(2,949)	(2,655)	(6,013)	(5,580)
1001	42510	101	520521	General Fund	FIRE - Operations	Health Insurance Expense	(873,696)	(893,615)	(1,067,141)	(1,103,231)	(1,260,068)	(1,034,358)
1001	42510	101	520522	General Fund	FIRE - Operations	Social Security Expense	(7,675)	(10,108)	(11,648)	(12,750)	(12,750)	(23,033)
1001	42510	101	520523	General Fund	FIRE - Operations	Medicare Expense	(73,600)	(74,264)	(79,657)	(77,624)	(82,668)	(85,935)
1001	42510	101	520526	General Fund	FIRE - Operations	Medicare Expense	(167)	(167)	(222)	-	-	-
1001	42510	101	520527	General Fund	FIRE - Operations	IMRF Contributions	-	-	-	-	-	-
1001	42510	101	520650	General Fund	FIRE - Operations	Dental Insurance Expense	(289)	(1,060)	-	-	(1,415)	-
SUB-TOTAL FRINGE BENEFITS							(1,187,332)	(1,300,201)	(1,520,519)	(1,559,860)	(1,733,767)	(1,550,806)
1001	42510	101	530660	General Fund	FIRE - Operations	General Contractuals	(5,961)	(5,144)	(8,343)	(15,000)	(15,000)	(17,500)
1001	42510	101	530681	General Fund	FIRE - Operations	WSCDC Contract	-	-	-	-	-	(460,000)
1001	42510	101	550673	General Fund	FIRE - Operations	Repairs	(9,142)	(7,948)	(9,731)	(13,000)	(13,000)	(15,500)
1001	42510	101	540690	General Fund	FIRE - Operations	Telecommunication Charges	-	-	-	-	-	(16,100)
SUB-TOTAL CONTRACTUAL SERVICES							(15,103)	(13,092)	(18,074)	(28,000)	(28,000)	(509,100)
1001	42510	101	560625	General Fund	FIRE - Operations	Clothing	(52,631)	(67,808)	(65,030)	(78,000)	(78,000)	(80,000)
1001	42510	101	560630	General Fund	FIRE - Operations	Operational Supplies	-	-	-	(20,000)	(20,000)	(20,000)
1001	42510	101	560631	General Fund	FIRE - Operations	Operational Supplies	(19,949)	(19,009)	(14,881)	-	-	-
SUB-TOTAL MATERIALS & SUPPLIES							(72,580)	(86,816)	(79,911)	(98,000)	(98,000)	(100,000)
1001	42510	101	570710	General Fund	FIRE - Operations	Equipment	-	-	-	(15,000)	(15,000)	(20,800)
1001	42510	101	570720	General Fund	FIRE - Operations	Computer Equipment	-	-	-	-	-	(14,250)
SUB-TOTAL CAPITAL OUTLAY							-	-	-	(15,000)	(15,000)	(35,050)
TOTAL EXPENDITURES							(6,983,787)	(7,013,815)	(7,395,059)	(7,871,201)	(7,949,509)	(8,571,475)

VILLAGE OF OAK PARK  
FISCAL YEAR 2017 BUDGET  
GENERAL FUND - FIRE EMS

<u>Fund</u>	<u>Dept</u>	<u>Program</u>	<u>Account</u>	<u>Description</u>	<u>Department</u>	<u>Description</u>	<u>2013</u> <u>Actual</u>	<u>2014</u> <u>Actual</u>	<u>2015</u> <u>Actual</u>	<u>2016</u> <u>Budget</u>	<u>2016</u> <u>Projected</u>	<u>2017</u> <u>Budget</u>
1001	42520	101	530650	General Fund	FIRE - EMS	Conferences Training	(163)	(3,146)	(3,123)	-	-	-
1001	42520	101	530660	General Fund	FIRE - EMS	General Contractuals	(6,920)	(5,755)	(6,949)	(7,000)	(7,000)	(7,000)
SUB-TOTAL CONTRACTUAL SERVICES							(7,083)	(8,901)	(10,072)	(7,000)	(7,000)	(7,000)
1001	42520	101	550601	General Fund	FIRE - EMS	Printing	(322)	(53)	-	(200)	(375)	(400)
1001	42520	101	550602	General Fund	FIRE - EMS	Membership Dues	(340)	(441)	(500)	(1,550)	(750)	(1,000)
1001	42520	101	550673	General Fund	FIRE - EMS	Repairs	-	(1,424)	(1,650)	(2,000)	(2,000)	(2,000)
1001	42520	101	560631	General Fund	FIRE - EMS	Operational Supplies	(12,078)	(14,449)	(13,953)	(20,000)	(20,000)	(28,500)
1001	42520	101	560638	General Fund	FIRE - EMS	Special Events	-	-	(115)	-	-	-
1001	42520	101	560650	General Fund	FIRE - EMS	Volunteer Recog Recruitment	(2,166)	-	-	-	-	-
SUB-TOTAL MATERIALS & SUPPLIES							(14,905)	(16,366)	(16,219)	(23,750)	(23,125)	(31,900)
1001	42520	101	570710	General Fund	FIRE - EMS	Equipment	-	-	-	(5,000)	(5,000)	(5,000)
1001	42520	101	580700	General Fund	FIRE - EMS	Bad Debt Expense	-	(20,186)	-	-	-	-
TOTAL EXPENDITURES							(21,989)	(45,453)	(26,291)	(35,750)	(35,125)	(43,900)

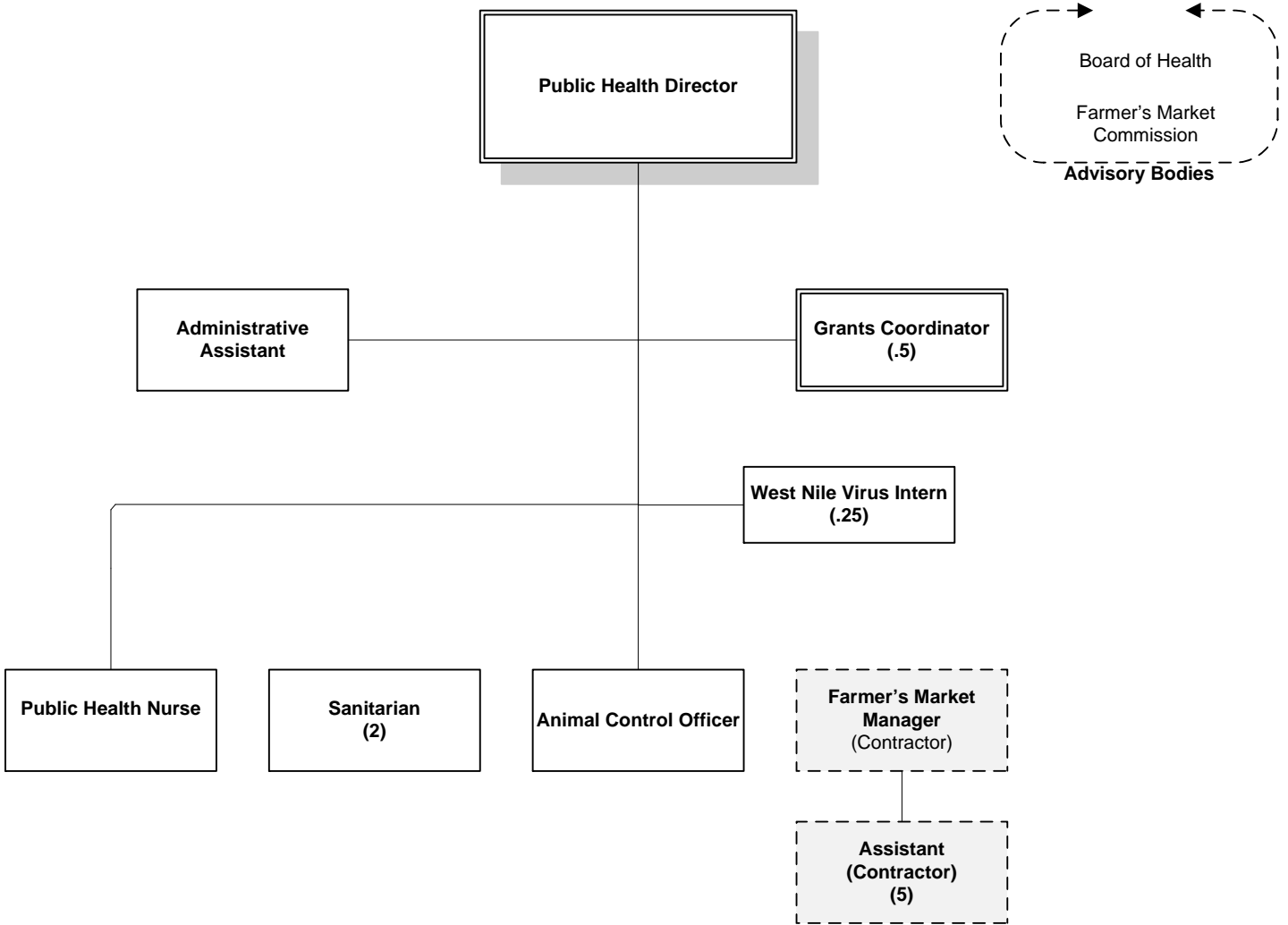


VILLAGE OF OAK PARK  
FISCAL YEAR 2017 BUDGET  
GENERAL FUND - FIRE PREVENTION AND INVESTIGATION

<u>Fund</u>	<u>Dept</u>	<u>Program</u>	<u>Account</u>	<u>Description</u>	<u>Department</u>	<u>Description</u>	<b>2013</b> <u>Actual</u>	<b>2014</b> <u>Actual</u>	<b>2015</b> <u>Actual</u>	<b>2016</b> <u>Budget</u>	<b>2016</b> <u>Projected</u>	<b>2017</b> <u>Budget</u>
1001	42530	101	530650	General Fund	FIRE - Prev. and Investigation	Conferences Training	(3,695)	(6,155)	(5,911)	-	-	-
1001	42530	101	530667	General Fund	FIRE - Prev. and Investigation	External Support	(6,204)	-	-	-	-	-
SUB-TOTAL CONTRACTUAL SERVICES							(9,899)	(6,155)	(5,911)	-	-	-
1001	42530	101	550602	General Fund	FIRE - Prev. and Investigation	Membership Dues	(1,626)	(2,026)	(1,736)	(2,000)	(2,000)	(2,000)
1001	42530	101	550673	General Fund	FIRE - Prev. and Investigation	Repairs	-	-	(147)	(1,000)	(1,000)	(1,000)
1001	42530	101	560630	General Fund	FIRE - Prev. and Investigation	Small Tools	-	-	-	(2,000)	(2,000)	(2,000)
SUB-TOTAL MATERIALS & SUPPLIES							(1,626)	(2,026)	(1,882)	(5,000)	(5,000)	(5,000)
1001	42530	101	560631	General Fund	FIRE - Prev. and Investigation	Bad Debt Expense	(387)	(797)	(1,438)	-	-	-
TOTAL EXPENDITURES							(11,911)	(8,977)	(9,231)	(5,000)	(5,000)	(5,000)

VILLAGE OF OAK PARK  
FISCAL YEAR 2017 BUDGET  
GENERAL FUND - FIRE TRAINING AND PUBLIC EDUCATION

<u>Fund</u>	<u>Dept</u>	<u>Program</u>	<u>Account</u>	<u>Description</u>	<u>Department</u>	<u>Description</u>	<u>2013</u> <u>Actual</u>	<u>2014</u> <u>Actual</u>	<u>2015</u> <u>Actual</u>	<u>2016</u> <u>Budget</u>	<u>2016</u> <u>Projected</u>	<u>2017</u> <u>Budget</u>
1001	42540	101	530650	General Fund	FIRE - Training and Public Ed.	Conferences Training	(10,121)	(15,996)	(13,708)	(34,000)	(34,000)	(44,660)
1001	42540	101	530660	General Fund	FIRE - Training and Public Ed.	General Contractuals	(1,033)	-	-	-	-	-
1001	42540	101	540689	General Fund	FIRE - Training and Public Ed.	Cable Television	-	-	(373)	-	-	-
SUB-TOTAL CONTRACTUAL SERVICES							(11,155)	(15,996)	(14,081)	(34,000)	(34,000)	(44,660)
1001	42540	101	550601	General Fund	FIRE - Training and Public Ed.	Printing	-	-	(175)	(500)	(500)	(500)
1001	42540	101	550602	General Fund	FIRE - Training and Public Ed.	Membership Dues	(1,222)	(1,152)	(1,363)	(1,350)	(1,350)	(1,350)
1001	42540	101	550605	General Fund	FIRE - Training and Public Ed.	Travel & Mileage Reimbursement	(187)	-	-	-	-	-
1001	42540	101	550673	General Fund	FIRE - Training and Public Ed.	Repairs	(515)	(1,316)	(3,165)	(3,000)	(3,000)	(3,000)
1001	42540	101	560630	General Fund	FIRE - Training and Public Ed.	Small Tools	-	-	-	(11,400)	(11,400)	-
1001	42540	101	560631	General Fund	FIRE - Training and Public Ed.	Operational Supplies	(1,909)	(7,880)	(6,996)	-	-	(13,000)
1001	42540	101	560638	General Fund	FIRE - Training and Public Ed.	Special Events	(3,064)	(3,268)	(4,832)	(2,500)	(2,500)	(2,500)
1001	42540	101	560650	General Fund	FIRE - Training and Public Ed.	Volunteer Recog Recruitment	(550)	-	-	-	-	-
SUB-TOTAL MATERIALS & SUPPLIES							(7,446)	(13,615)	(16,530)	(18,750)	(18,750)	(20,350)
TOTAL EXPENDITURES							(18,601)	(29,611)	(30,612)	(52,750)	(52,750)	(65,010)



## **Health Executive Overview**

### **Departmental Summary**

The Oak Park Health Department has been an Illinois certified local health department since 1948 and is one of only four municipal certified health departments in suburban Cook County. As such, the Department is required to deliver the follow 10 essential public health services of a local health department:

1. Monitor health status to identify and solve community health problems.
2. Diagnose and investigate health problems and health hazards in the community.
3. Inform, educate, and empower people about health issues.
4. Mobilize community partnerships and action to identify and solve health problems.
5. Develop policies and plans that support individual and community health efforts.
6. Enforce laws and regulations that protect health and ensure safety.
7. Link people to needed personal health services and assure the provision of health care when otherwise unavailable.
8. Assure competent public and personal health care workforce.
9. Evaluate effectiveness, accessibility, and quality of personal and population-based health services.
10. Research for new insights and innovative solutions to health problems.

As a delegate agency for the State of Illinois a certified health department must maintain qualified staff to carry out public health programming and must complete a community health needs assessment and strategic plan (IPLAN) every five years. The IPLAN for 2011-2016 was completed in 2011 and submitted as part of the State's recertification requirement and is posted on the Village website. In 2016, the Health Department will begin the process to update the IPLAN for the period 2017-2022. Given the vacancy of the Public Health Director position, the Village received a one-year extension from the State to complete this project.

A certified local health department is uniquely qualified to deliver Local Health Protection programs which are core public health programs and include food protection and communicable disease control. The Local Health Protection Grant is awarded to every certified health department, annually, to help defray a portion of the costs of carrying out these programs.

Every year the Health Department receives grants from local and state agencies including Cook County, the Illinois Department of Human Services and the Illinois Department of Public Health (IDPH) to carry out a variety of public health programs. These include:

- Food Protection
- Communicable Disease Prevention and Surveillance
- HIV Surveillance
- Childhood Lead Poisoning Prevention
- Illinois Tobacco Free Communities Programming
- Teen Pregnancy Prevention Programs

- West Nile Virus/ Mosquito Prevention Programs
- Body Art (Tattoo) Inspections
- Public Health Emergency Preparedness and Response Activities
- Rodent Control to the External Environment, and
- Family Case Management

In addition to delivering grant funded programs, the Health Department is also required to address the health priorities identified by the Department and the community in the IPLAN process. The health priorities for 2011-2016 are obesity, chronic disease and the inability to access adequate health and dental care. In addition, two areas of interest were also identified: 1) teen alcohol and drug use; 2) mental health for all ages.

The Health Department staff consists of the Director, two Licensed Environmental Health Practitioners ('Sanitarians'), one Public Health Nurse, one Administrative Assistant, one part-time Grants Coordinator and one Animal Control Officer. In addition, the Department contracts with a part-time Public Health Specialist, to carry out various grant funded work related programs such as teen pregnancy prevention and tobacco prevention. The Department also contracts with the PCC Wellness Center for required Medical Consultation by Paul Luning, MD, MPH and with an Illinois licensed pest control company for additional rat control resources.

The Department is responsible for management of animal control. The Department provides monitoring and oversight of the Village's agreement with the Animal Care League (ACL), entered into in 2007, which provides care for impounded animals, redemption of animals as well as adoption services at a cost of \$100,000 per year.

The Oak Park Farmers' Market and its contracted staff also are managed by the Health Department. The Farmers' Market which runs from mid-May through the end of October annually has contracted staff including a Market Manager and Market Assistants.

There are two advisory bodies that work under the Health Department, the Board of Health and the Farmers' Market Commission. The Board of Health has seven members and serves as an advisory body to the Director of Public Health and makes recommendations on issues related to disease prevention and health promotion. The Farmers' Market Commission has eleven members and works closely with the Market Manager to make the Oak Park Farmers' Market one of the most successful farmers' markets in Illinois. The Commission coordinates special events, helps publicize the market, volunteers on market Saturdays and recommends any changes in operating policies and/or regulations to the Market Manager, Director of Public Health and Village Board.

## **2016 ACCOMPLISHMENTS**

- Implements the Tobacco 21 ordinance in response to the Oak Park Township's and subsequent Board of Health's recommendation to increase the minimum age for sale of tobacco products from 18 to 21 years of age. The ordinance also increased the minimum age for possession to 21 years of age. Various Health staff played integral roles in the new ordinance.
- Entered into grant agreements with the Illinois Department of Public Health, the Cook County Health Department and the Public Health Institute of Metro Chicago for a total of approximately \$251,000 for FY 2016-17.

- Worked in collaboration with the Development Customer Services Department and received a Cook County Department of Public Health Lead Poisoning Prevention Grant Award in the Amount of \$160,000. The grant monies are to be used for mitigation/abatement of lead building components at properties where a child and/or pregnant mother are living and/or have lived in the past. The focus of the grant is to provide monies to those properties where there is confirmed childhood lead and where there is a property owner that meets specific income requirements.
- Participated as a coalition partner for the Strategic Prevention Framework – Partnership for Success Grant. The purpose of the grant is to support the Township and all the coalition partners to reduce the 30-day alcohol use rates and negative consequences of underage drinking amount 8<sup>th</sup> to 12<sup>th</sup> graders, as reported in the Illinois Youth Survey.
- Participated on the Health Impact Collaborative of Cook County Central Stakeholder Advisory Team meeting which is responsible for completing a comprehensive needs assessment for not-for-profit hospitals located in Cook County.
- Played a significant role in planning for the implementation of the new VillageView Permitting, Licensing and Code Enforcement System.
- Received an additional \$10,000 in CDBG funding to help support the Double Value Coupon Program to allow Link recipients purchase up to an additional \$20 worth of Link eligible food products at each Farmers' Market.
- Entered into an annual agreement with the Public Health Institute of Metropolitan Chicago to carry out additional surveillance work on residents who have been diagnosed with HIV/AIDS and are apparently no longer in care, in order to reengage with medical care, case management and to offer partner notification systems.
- Provided surveillance services for communicable diseases occurring in any Oak Park resident and STI treatment confirmation, etc. for any persons treated by Oak Park health care providers.
- Taught the “Draw the Line/Respect the Line” teen pregnancy Prevention program, an evidenced-based curriculum for adolescents, with 7<sup>th</sup> grade students at St. Catherine’s School. The program was funded under a grant from the IDPH Teen Pregnancy Prevention Grant.
- Produced a public service announcement (PSA) for the IDPH Teen Pregnancy Prevention Program. This was the 3<sup>rd</sup> PSA for this grant. The new PSA aired this summer at the Lake Street Theater.
- Facilitated several presentations at Oak Park parent and professional organizations titled “Talking to Kids about Sex”. The presentations were funded under a grant from the IL Department of Public Health Teen Pregnancy Prevention Program.

- Completed the annual IDPH Medical Counter Measures - Operational Readiness Review (MCM ORR). This was previously known as the LTAR, the Illinois Department of Public Health inspected Village plans, policies and training in relation to the Strategic National Stockpile (SNS) plan. The SNS plan is designed to provide medicine to the population of Oak Park in 48 hours of activation.
- Completed a Strategic National Stockpile (SNS) drill working closely with the Illinois Department of Public Health. This drill tested the Village's capacity to dispense medication to all of Oak Park's 52,000 residents within a 48 hour period.
- Health Department and Farmers' Market staff were featured speakers at the Illinois Farmers' Market Association annual conference in Chicago. They talked about how the Village uses a Microsoft Access database to collect information on LINK card transactions and coupons, and then use the date to reconcile transactions, process coupon reimbursements and create grant reports.
- Signed a contract with a third party Illinois licensed pest control company to provide for village-wide rodent control.
- Worked closely with several Oak Park schools, students, parents and close contacts to provide for education, surveillance and consultation on cases of pertussis at the schools.
- Worked closely with residents, local health care providers and the Illinois Department of Public Health to obtain testing for the Zika Virus.
- Worked with the IT Department to continue the process of sending animal license renewal reminders via email versus solely paper mail reminders, saving the Village money on postage and making the process more efficient for both residents and the Village.
- Worked collaboratively with the Village's Communicable Disease Nurse to manage several cases where humans came into contact with bats. Management included testing the bats and post-exposure rabies prophylaxis for two individuals when the bat they came into contact with tested positive for rabies.
- Participated in an event to 'Beat Diabetes' along with five of the six Cook County certified local health departments. The event showcased the important role of public health in preventing disease, prolonging life and promoting health. The Village presented the Health Department's approach to affecting nutritional habits with a Farmers' Market Healthy Nutrition Incentives Program that encourages Supplemental Nutrition Assistance Program participants from Oak Park and areas surrounding Oak Park to purchase farm-fresh and nutritious specialty crops (fruits, vegetables, nuts, etc.) at the Market.
- Complete about 1,000 food safety inspections at Oak Park's licensed food establishments and permit/inspect approximately 85 temporary food vendors.

- Helped more than 400 cats and dogs found at-large returned safely to their owners.
- Investigated revenue opportunities to increase revenue from existing and/or new programs to help fund the Health Department activities.

## 2017 Work Plan

- In FY 2015 the Village Board recommended a reduced scope of services for the Health Department and further requested staff to research program areas that were duplicative to County or State programs. For FY 2017 the Department is recommending that the Long Term Care Inspection Program and the portion of the Child Care program be eliminated. This recommendation makes sense at this point and time because of a reduction in staffing and because the two programs are already licensed, managed and inspected by the Illinois Department of Public Health (IDPH) and the Illinois Department of Children and Family Services (DCFS).
- The Department is also recommending elimination of the Tanning Inspection program. The Village has two tanning facilities that were inspected as part of a grant agreement with the Illinois Department of Public Health. Current grant funding is inadequate to fully fund the program and if eliminated, the Illinois Department of Public Health and/or the Cook County Department of Public Health will take over inspection of the tanning facilities.
- The Department will work with the Collaboration for Early Childhood on a partnership around the Public Health Nurse position and the Family Case Management (FCM) program and coordinated outreach and referral for home visiting programs throughout Oak Park. Through this partnership, the Collaboration would provide funding support for this position, above the amount of the FCM grant. This would help the Village to support this position at full time and possibly increase the salary range of the position to attract a qualified registered nurse. The Nurse Family Case Management position ensures children under age two who are medically fragile, low income or living in other very challenging home environments receive visits from a trained nurse who follows the child to monitor their growth and development. Equally as important are the referrals and connections to the home visiting programs that the Nurse Family Case Manager has provided in the past. The Collaboration would benefit from this arrangement by consolidating the outreach and intake function for home visiting, ensuring that children are referred to the home visiting program in Oak Park that best meets their needs.
- The Department will continue the partnership with the PCC Wellness Center for medical consultation as needed.
- The Department will be starting the Illinois Project for Local Health Assessment (IPLAN) process in second half of 2016 and complete the process in 2017. The IPLAN is a community health assessment and strategic planning tool required of certified health departments in Illinois every five years. The IPLAN process is a series of activities including an organizational capacity assessment that addresses the Health Department's strengths and areas for improvement; a community health needs assessment in which a representative group of community stakeholders reviews health data to assist in identifying community health priorities; and a community health planning process which results in evidence based strategies to address community health priorities. Staff resources will be heavily invested in the process.



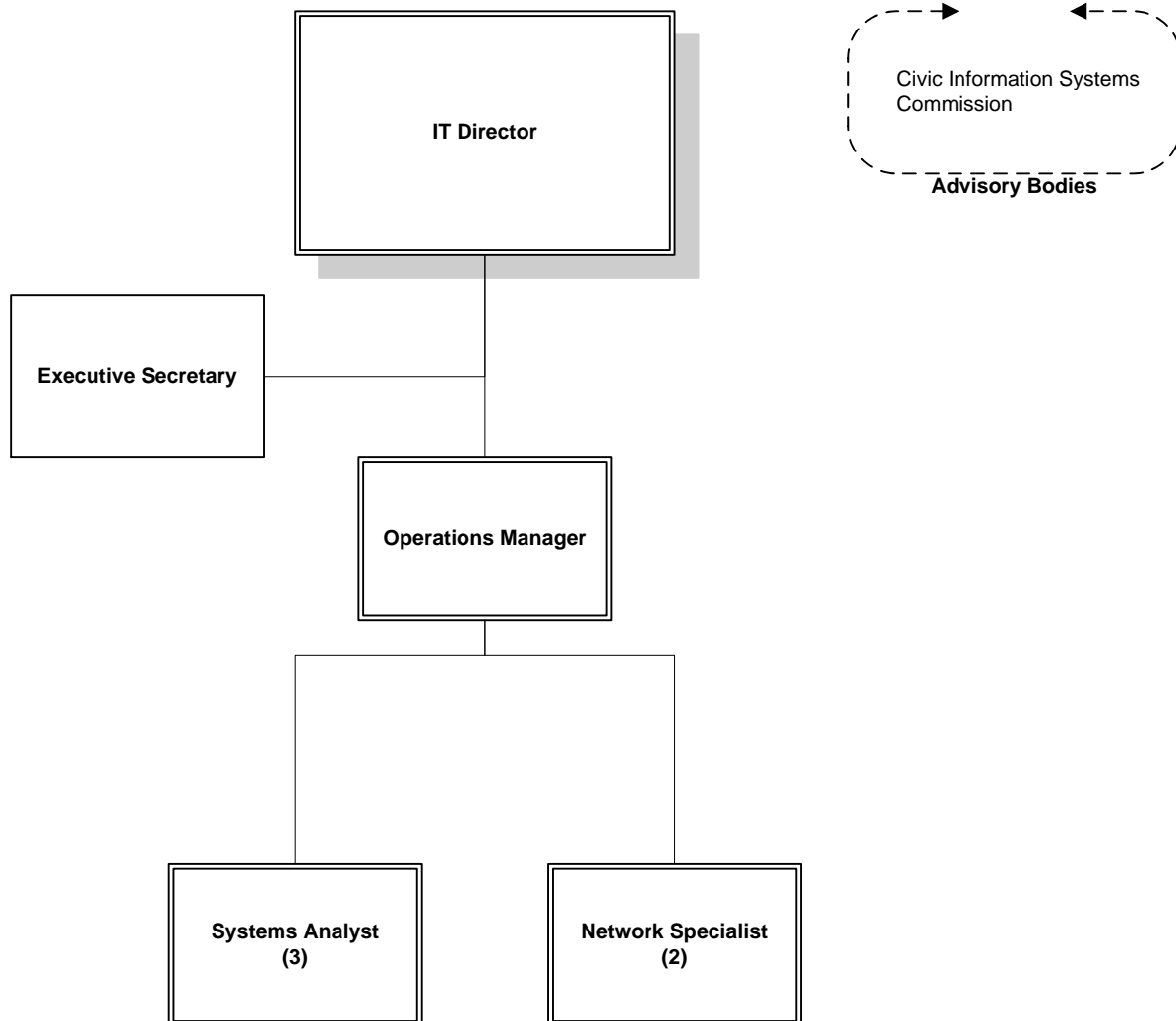
- The Oak Park Township's Community Mental Health Board, the River Forest Township's Mental Health Committee and the Health Department will partner and collaborate to complete their respective required community needs assessments. This will be a beneficial partnership to leverage creativity, experience and community resources. For all three organizations a comprehensive needs assessment is an essential foundation of planning for the organizations' future.
- The Village will seek to fill the vacant Public Health Nurse position. The Public Health Nurse will be responsible for managing the Family Case Management program, Childhood Lead program, HIV/Aids Surveillance program and Communicable Disease program.
- The Emergency Preparedness Program will continue to seek ways to outreach in the community as well as review opportunities for collaborating with nearby communities.
- The Village entered into the fifth year of a five year agreement with Animal Care League for care and impoundment of animals on July 1, 2014. The annual amount paid to ACL by the Village in 2016, under the Agreement, will be \$100,000 for the period of July 1, 2016 – June 30, 2017. Contract negotiations will begin soon to extend the agreement with the ACL.
- The Link double-coupon program will be marketed to, and utilized by, an increased number of recipients as a result of continued funding obtained from the CDBG program as well as from private grant funders.
- Opportunities for increased outreach by organizations and agencies in the community at the Farmers Market will be made available.
- The Food Protection Program will transition to using the Village's new VillageView software solution for food inspections at the Village's 220+ food establishments. The system will allow staff to complete electronic web-based food inspections from the field and to capture data that can be shared with other Village Departments.

VILLAGE OF OAK PARK  
FISCAL YEAR 2017 BUDGET  
GENERAL FUND - HEALTH SERVICES

Fund	Dept	Program	Account	Description	Department	Description	2013	2014	2015	2016	2016	2017	
							Actual	Actual	Actual	Budget	Projected	Budget	
1001	44550	101	510501	General Fund	HEALTH - Health Services	Regular Salaries	(244,139)	(248,610)	(144,061)	(177,956)	(136,802)	(170,450)	
1001	44550	612	510501	General Fund	HEALTH - Health Services	Regular Salaries	(210,641)	(213,185)	(217,306)	(134,177)	(180,670)	(144,225)	
1001	44550	613	510501	General Fund	HEALTH - Health Services	Regular Salaries	(114,245)	(48,520)	-	(65,000)	(65,000)	(65,000)	
1001	44550	615	510501	General Fund	HEALTH - Health Services	Regular Salaries	(42,987)	(44,261)	(45,181)	(46,153)	(44,582)	(47,296)	
1001	44550	612	510503	General Fund	HEALTH - Health Services	Overtime	(63)	(1,863)	(1,983)	(2,000)	(2,000)	(2,000)	
1001	44550	615	510503	General Fund	HEALTH - Health Services	Overtime	(866)	(217)	(703)	(500)	(500)	(500)	
1001	44550	101	510999	General Fund	HEALTH - Health Services	Grant Admin. - Salaries	69,820	107,282	103,674	-	36,500	-	
1001	44550	612	510999	General Fund	HEALTH - Health Services	Grant Admin. - Salaries	51,817	47,953	21,886	-	-	-	
1001	44550	613	510999	General Fund	HEALTH - Health Services	Grant Admin. - Salaries	69,238	22,427	-	-	-	-	
SUB-TOTAL PERSONAL SERVICES								(422,066)	(378,994)	(283,672)	(425,786)	(393,054)	(429,471)
1001	44550	612	510506	General Fund	HEALTH - Health Services	Equip Allow (Auto,Phone,Tools)	-	(370)	(505)	(458)	(505)	(500)	
1001	44550	613	510519	General Fund	HEALTH - Health Services	Vacation Time Payout	(250)	(6,857)	-	-	-	-	
1001	44550	613	520515	General Fund	HEALTH - Health Services	Health Insurance Opt Out	(2,407)	(2,079)	-	-	-	-	
1001	44550	101	520520	General Fund	HEALTH - Health Services	Life Insurance Expense	(167)	(193)	(134)	(135)	(108)	(279)	
1001	44550	612	520520	General Fund	HEALTH - Health Services	Life Insurance Expense	(125)	(125)	(151)	(90)	(145)	(279)	
1001	44550	613	520520	General Fund	HEALTH - Health Services	Life Insurance Expense	(83)	(64)	-	(45)	(45)	(93)	
1001	44550	615	520520	General Fund	HEALTH - Health Services	Life Insurance Expense	(42)	(42)	(51)	(45)	(45)	(93)	
1001	44550	101	520521	General Fund	HEALTH - Health Services	Health Insurance Expense	(50,758)	(52,398)	(44,308)	(39,329)	(40,228)	(37,368)	
1001	44550	612	520521	General Fund	HEALTH - Health Services	Health Insurance Expense	(52,659)	(52,650)	(59,921)	(39,330)	(55,272)	(39,262)	
1001	44550	613	520521	General Fund	HEALTH - Health Services	Health Insurance Expense	(13,950)	(1,207)	-	(20,614)	(17,825)	(18,684)	
1001	44550	615	520521	General Fund	HEALTH - Health Services	Health Insurance Expense	(16,453)	(16,976)	(19,346)	(18,716)	(17,825)	(18,684)	
1001	44550	101	520522	General Fund	HEALTH - Health Services	Social Security Expense	(11,467)	(14,337)	(9,289)	(11,033)	(9,004)	(10,568)	
1001	44550	612	520522	General Fund	HEALTH - Health Services	Social Security Expense	(12,496)	(12,761)	(12,711)	(8,319)	(13,682)	(8,942)	
1001	44550	613	520522	General Fund	HEALTH - Health Services	Social Security Expense	(7,020)	(3,242)	-	(4,030)	(9,030)	(4,030)	
1001	44550	615	520522	General Fund	HEALTH - Health Services	Social Security Expense	(2,519)	(2,537)	(2,632)	(2,862)	(2,764)	(2,932)	
1001	44550	101	520523	General Fund	HEALTH - Health Services	Medicare Expense	(3,295)	(3,353)	(2,173)	(2,580)	(2,106)	(2,472)	
1001	44550	612	520523	General Fund	HEALTH - Health Services	Medicare Expense	(2,922)	(2,984)	(2,973)	(1,946)	(3,206)	(2,091)	
1001	44550	613	520523	General Fund	HEALTH - Health Services	Medicare Expense	(1,642)	(758)	-	(943)	(943)	(943)	
1001	44550	615	520523	General Fund	HEALTH - Health Services	Medicare Expense	(589)	(593)	(616)	(669)	(646)	(686)	
1001	44550	101	520527	General Fund	HEALTH - Health Services	IMRF Contributions	(31,261)	(33,323)	(18,937)	(21,526)	(20,681)	(23,863)	
1001	44550	612	520527	General Fund	HEALTH - Health Services	IMRF Contributions	(30,426)	(32,657)	(31,073)	(19,107)	(30,465)	(19,250)	
1001	44550	613	520527	General Fund	HEALTH - Health Services	IMRF Contributions	(16,881)	(8,009)	-	(9,256)	(9,256)	(9,100)	
1001	44550	615	520527	General Fund	HEALTH - Health Services	IMRF Contributions	(6,332)	(6,707)	(6,502)	(6,572)	(6,398)	(6,621)	
1001	44550	101	520999	General Fund	HEALTH - Health Services	Grant Admin. - Benefits	-	5,563	16,626	-	12,161	24,532	
SUB-TOTAL FRINGE BENEFITS								(263,743)	(248,658)	(194,694)	(207,605)	(228,018)	(182,207)
1001	44550	101	530650	General Fund	HEALTH - Health Services	Conferences Training	20	(1,107)	-	(2,800)	-	-	
1001	44550	612	530650	General Fund	HEALTH - Health Services	Conferences Training	(899)	(15)	(888)	(1,450)	(1,450)	(1,450)	
1001	44550	101	530658	General Fund	HEALTH - Health Services	Temporary Services	-	(935)	-	-	(1,613)	-	
1001	44550	101	530667	General Fund	HEALTH - Health Services	External Support	-	-	-	(15,104)	-	-	
1001	44550	612	530667	General Fund	HEALTH - Health Services	External Support	-	-	(6,212)	(15,000)	(15,000)	(18,500)	
1001	44550	613	530667	General Fund	HEALTH - Health Services	External Support	-	(21,501)	(28,213)	(56,000)	(54,000)	(13,840)	
1001	44550	615	530667	General Fund	HEALTH - Health Services	External Support	(100,000)	(100,165)	(91,667)	(100,500)	(100,500)	(103,000)	
1001	44550	101	540690	General Fund	HEALTH - Health Services	Telecommunication Charges	-	-	-	(4,668)	-	-	
SUB-TOTAL CONTRACTUAL SERVICES								(100,879)	(123,722)	(126,980)	(195,522)	(172,563)	(136,790)
1001	44550	101	550601	General Fund	HEALTH - Health Services	Printing	(83)	-	-	-	-	-	

VILLAGE OF OAK PARK  
FISCAL YEAR 2017 BUDGET  
GENERAL FUND - HEALTH SERVICES

<u>Fund</u>	<u>Dept</u>	<u>Program</u>	<u>Account</u>	<u>Description</u>	<u>Department</u>	<u>Description</u>	<u>2013</u> <u>Actual</u>	<u>2014</u> <u>Actual</u>	<u>2015</u> <u>Actual</u>	<u>2016</u> <u>Budget</u>	<u>2016</u> <u>Projected</u>	<u>2017</u> <u>Budget</u>
1001	44550	612	550606	General Fund	HEALTH - Health Services	Printing	(154)	-	-	-	-	-
1001	44550	612	550601	General Fund	HEALTH - Health Services	Printing	-	(68)	(56)	(150)	(150)	(150)
1001	44550	615	550601	General Fund	HEALTH - Health Services	Printing	(149)	-	(141)	(200)	(200)	(200)
1001	44550	101	550602	General Fund	HEALTH - Health Services	Membership Dues	(431)	(200)	(520)	(515)	(1,190)	(1,190)
1001	44550	101	550603	General Fund	HEALTH - Health Services	Postage	(721)	(1,326)	(575)	(2,000)	(500)	(1,360)
1001	44550	133	550603	General Fund	HEALTH - Health Services	Postage	-	-	(19)	-	-	-
1001	44550	615	550603	General Fund	HEALTH - Health Services	Postage	(4,483)	(3,279)	(2,750)	(4,100)	(4,100)	(4,100)
1001	44550	101	550605	General Fund	HEALTH - Health Services	Travel & Mileage Reimbursement	(14)	(109)	-	(200)	(100)	(200)
1001	44550	612	550605	General Fund	HEALTH - Health Services	Travel & Mileage Reimbursement	(210)	-	(110)	(125)	(100)	(125)
1001	44550	101	560620	General Fund	HEALTH - Health Services	Office Supplies	(1,147)	(1,495)	(963)	(2,041)	(1,000)	(1,500)
1001	44550	615	560625	General Fund	HEALTH - Health Services	Clothing	(176)	(461)	(365)	(450)	(450)	(450)
1001	44550	612	560626	General Fund	HEALTH - Health Services	Medical Supplies	(3)	(16)	-	-	-	-
1001	44550	101	560631	General Fund	HEALTH - Health Services	Operational Supplies	-	-	(690)	-	-	-
1001	44550	612	560631	General Fund	HEALTH - Health Services	Operational Supplies	(606)	(438)	(494)	(2,275)	(1,500)	(2,275)
1001	44550	613	560631	General Fund	HEALTH - Health Services	Operational Supplies	(1,961)	(1,687)	(1,006)	(1,500)	-	(2,400)
1001	44550	615	560631	General Fund	HEALTH - Health Services	Operational Supplies	(622)	(542)	(544)	(1,500)	(1,500)	(1,500)
1001	44550	101	560670	General Fund	HEALTH - Health Services	Equipment Rental	(1,068)	(168)	-	-	-	-
SUB-TOTAL MATERIALS & SUPPLIES							(11,830)	(9,789)	(8,233)	(15,056)	(10,790)	(15,450)
TOTAL EXPENDITURES							(798,519)	(761,163)	(613,578)	(843,969)	(804,425)	(763,918)



# **Information Technology**

## **Executive Overview**

### **Departmental Summary**

The Information Technology (IT) Department oversees the Village's computer and telephone systems and is responsible for providing internal services to other Village Departments via the administration and support of various office technology services, communication systems and data processing services that are utilized daily in all department operations in accordance with the annual budget document. Basic office technology support ranges from printer, desktop, laptop and mobile devices. Communication systems include local data network, Internet, security, wireless, cellular, fiber-network, radio and voice. Data processing services include the business and process analysis to enhance service to the operating departments and the residents of Oak Park.

### **2016 Accomplishments**

- Implementation of VillageView (CityView) including GIS integration
- Upgrade and deployment of mobile devices
- Upgrade of Finance, Police and Development Customer Services desktop computers
- Implementation Police & Fire CAD/RMS (2015-Q4) including GIS data
- Reconfiguration of Village Hall offices phase 1
- Implementation of Parking TIBA Revenue system
- Lake & Forest Development, e.g. fiber network, telephone, intercom, video and revenue services
- Enhancements to Adjudication Local Ordinance system
- Backup HVAC in Village Hall computer room
- Research and testing of new Police MDT
- Parking Permit rate changes
- Vehicle Sticker rate changes
- Parking Citation rate changes
- CIP Story Map (2015-Q4)

Other ongoing efforts include the following:

- Reconfiguration of Village Hall offices phase 2

- Upgrade of Police MDT's
- Video security upgrade
- Keycard access control upgrade
- Support and enhancement of VillageView
- Implementation of ERP (data conversion)
- Continued work of 3-year Fiber network project
- Continued work on Parking Technology solution project – this will require Parking, Police, Adjudication and Finance participation
- Continued work on enhanced integration with CAD/RMS

### **2017 Work Plan**

- Finance's Enterprise Resource Planning system – this work will continue in 2017 with Finance participation
- Parking Technology solution project – this will require Parking, Police, Adjudication and Finance participation
- Electronic Content Management system – this is to be integrated with the ERP and CityView systems and will require Finance and Development Customer Services participation
- Continue work fiber network project – this will require PW, Parking Services and Fire participation
- GIS – manage and review that it's aligned with IT Strategic Plan which will require all departments participation
- CityView system – continued review of the system including maximizing the system and integration of services which will require Development Customer Services and other departments participation for specific activities
- Police & Fire CAD/RMS project – continued review of system including maximizing the system and integration of services and will require Police and Fire participation
- Upgrade of Police mobile computers as part of scheduled replacement cycle and will require Police participation

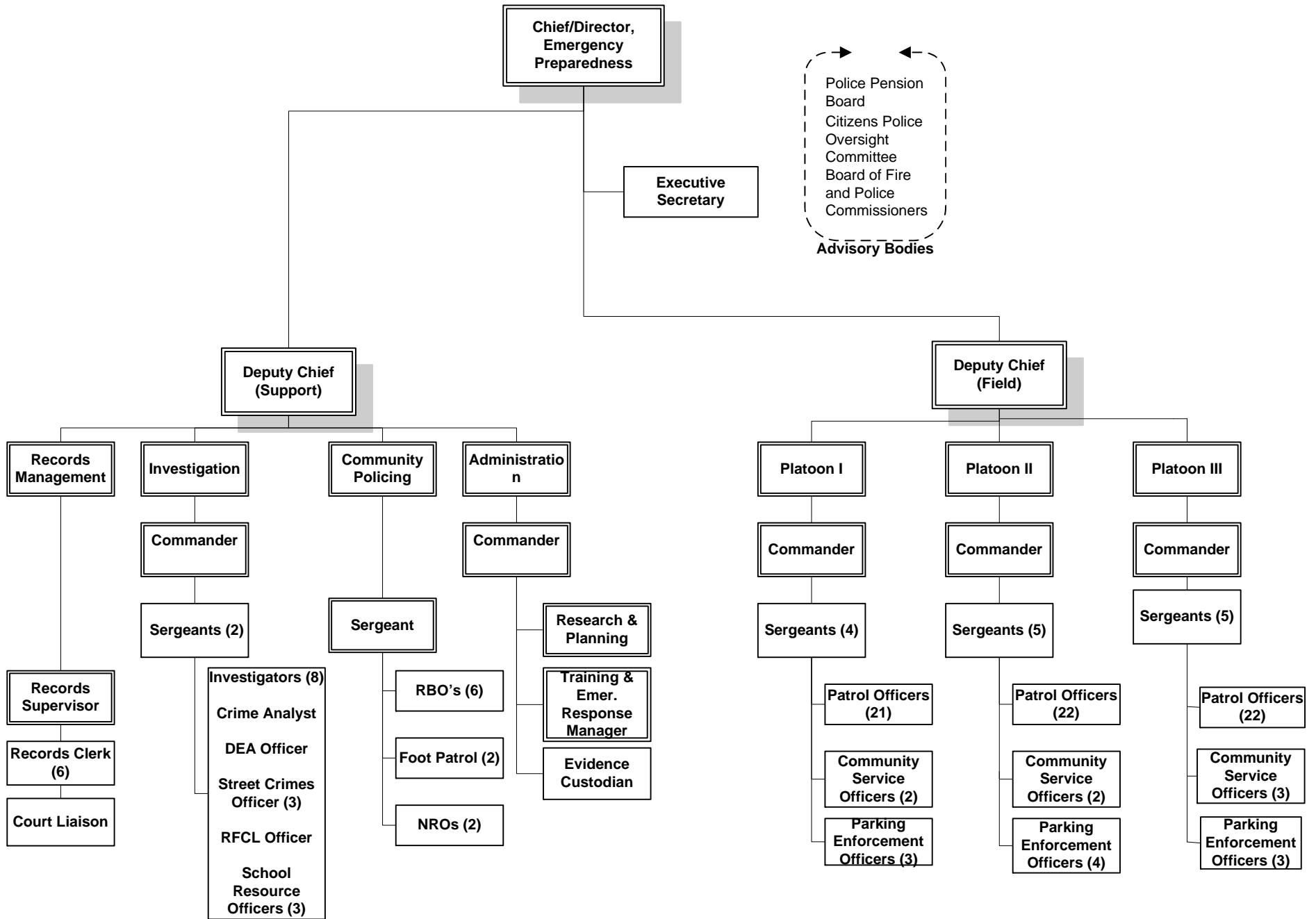
VILLAGE OF OAK PARK  
FISCAL YEAR 2017 BUDGET  
GENERAL FUND - INFORMATION TECHNOLOGY

<u>Fund</u>	<u>Dept</u>	<u>Program</u>	<u>Account</u>	<u>Description</u>	<u>Department</u>	<u>Description</u>	<u>2013</u> <u>Actual</u>	<u>2014</u> <u>Actual</u>	<u>2015</u> <u>Actual</u>	<u>2016</u> <u>Budget</u>	<u>2016</u> <u>Projected</u>	<u>2017</u> <u>Budget</u>
1001	41040	101	510501	General Fund	Information Technology	Regular Salaries	(220,078)	(287,675)	(336,655)	(595,680)	(596,500)	(600,451)
1001	41040	141	510501	General Fund	Information Technology	Regular Salaries	(131,062)	(113,210)	(110,470)	-	-	-
1001	41040	142	510501	General Fund	Information Technology	Regular Salaries	(166,204)	(140,188)	(133,118)	-	-	-
1001	41040	101	510503	General Fund	Information Technology	Overtime	(90)	(38)	-	(500)	(500)	(500)
1001	41040	141	510503	General Fund	Information Technology	Overtime	(137)	(58)	-	-	-	-
1001	41040	142	510503	General Fund	Information Technology	Overtime	(202)	(96)	-	-	-	-
SUB-TOTAL PERSONAL SERVICES							(517,773)	(541,265)	(580,242)	(596,180)	(597,000)	(600,951)
1001	41040	101	510506	General Fund	Information Technology	Equip Allow (Auto,Phone,Tools)	-	(833)	(1,011)	(1,108)	(1,108)	(1,108)
1001	41040	101	510519	General Fund	Information Technology	Vacation Time Payout	-	(375)	-	-	-	-
1001	41040	141	510519	General Fund	Information Technology	Vacation Time Payout	-	(562)	-	-	-	-
1001	41040	142	510519	General Fund	Information Technology	Vacation Time Payout	-	(937)	-	-	-	-
1001	41040	101	510999	General Fund	Information Technology	Grant Admin. - Salaries	7,431	7,539	-	-	-	-
1001	41040	101	520515	General Fund	Information Technology	Health Insurance Opt Out	(600)	-	-	-	-	-
1001	41040	101	520520	General Fund	Information Technology	Life Insurance Expense	(162)	(199)	(281)	(406)	(672)	(744)
1001	41040	141	520520	General Fund	Information Technology	Life Insurance Expense	(175)	(66)	(75)	-	-	-
1001	41040	142	520520	General Fund	Information Technology	Life Insurance Expense	(109)	(85)	(95)	-	-	-
1001	41040	101	520521	General Fund	Information Technology	Health Insurance Expense	(51,790)	(76,739)	(98,569)	(156,686)	(178,468)	(153,262)
1001	41040	141	520521	General Fund	Information Technology	Health Insurance Expense	(31,297)	(25,158)	(26,159)	-	-	-
1001	41040	142	520521	General Fund	Information Technology	Health Insurance Expense	(39,222)	(30,056)	(29,761)	-	-	-
1001	41040	101	520522	General Fund	Information Technology	Social Security Expense	(12,780)	(16,691)	(19,477)	(36,932)	(33,038)	(37,228)
1001	41040	141	520522	General Fund	Information Technology	Social Security Expense	(7,598)	(6,702)	(6,470)	-	-	-
1001	41040	142	520522	General Fund	Information Technology	Social Security Expense	(9,538)	(8,254)	(7,698)	-	-	-
1001	41040	101	520523	General Fund	Information Technology	Medicare Expense	(2,989)	(3,904)	(4,555)	(8,638)	(7,727)	(8,707)
1001	41040	141	520523	General Fund	Information Technology	Medicare Expense	(1,788)	(1,930)	(1,513)	-	-	-
1001	41040	142	520523	General Fund	Information Technology	Medicare Expense	(2,249)	(1,567)	(1,817)	-	-	-
1001	41040	101	520527	General Fund	Information Technology	IMRF Contributions	(31,851)	(43,721)	(47,704)	(84,824)	(85,233)	(84,063)
1001	41040	141	520527	General Fund	Information Technology	IMRF Contributions	(18,903)	(21,336)	(15,653)	-	-	-
1001	41040	142	520527	General Fund	Information Technology	IMRF Contributions	(23,958)	(17,292)	(18,863)	-	-	-
1001	41040	101	560651	General Fund	Information Technology	Employees Awards Recognition	-	-	(733)	-	-	-
SUB-TOTAL FRINGE BENEFITS							(227,575)	(248,868)	(280,432)	(288,594)	(306,246)	(285,112)
1001	41040	101	530650	General Fund	Information Technology	Conferences Training	-	-	(3,962)	(9,000)	(9,000)	(9,000)
1001	41040	141	530650	General Fund	Information Technology	Conferences Training	(337)	-	(11)	-	-	-
1001	41040	142	530650	General Fund	Information Technology	Conferences Training	-	(1,384)	(1,201)	-	-	-
1001	41040	101	530660	General Fund	Information Technology	General Contractuals	-	-	-	-	-	(13,600)
1001	41040	101	530667	General Fund	Information Technology	External Support	-	(33,275)	-	(110,000)	(110,000)	(161,400)
1001	41040	142	530667	General Fund	Information Technology	External Support	(2,908)	-	(76,834)	-	-	-
1001	41040	101	540690	General Fund	Information Technology	Telecommunication Charges	(8,329)	(7,063)	(7,786)	(248,000)	(240,000)	(234,000)
SUB-TOTAL CONTRACTUAL SERVICES							(11,574)	(41,723)	(89,795)	(367,000)	(359,000)	(418,000)
1001	41040	101	540698	General Fund	Information Technology	Computer Supplies	(1,630)	-	(12)	(15,000)	(15,000)	(15,000)
1001	41040	141	540698	General Fund	Information Technology	Computer Supplies	-	(740)	-	-	-	-
1001	41040	142	540698	General Fund	Information Technology	Computer Supplies	(3,047)	(9,208)	(10,080)	-	-	-
1001	41040	141	540699	General Fund	Information Technology	Hardware Maintenance	(14,367)	(16,055)	(17,349)	-	(38,400)	(52,000)
1001	41040	101	550601	General Fund	Information Technology	Printing	(41)	-	-	-	-	-
1001	41040	101	550602	General Fund	Information Technology	Membership Dues	(30)	(150)	-	(1,000)	(1,000)	(1,000)
1001	41040	142	550602	General Fund	Information Technology	Membership Dues	(150)	-	(250)	-	-	-
1001	41040	101	550603	General Fund	Information Technology	Postage	(3,129)	(1,072)	(647)	(1,200)	(1,200)	(1,200)
1001	41040	101	550605	General Fund	Information Technology	Travel & Mileage Reimbursement	(38)	(14)	-	(250)	(250)	(250)

VILLAGE OF OAK PARK  
FISCAL YEAR 2017 BUDGET  
GENERAL FUND - INFORMATION TECHNOLOGY

<u>Fund</u>	<u>Dept</u>	<u>Program</u>	<u>Account</u>	<u>Description</u>	<u>Department</u>	<u>Description</u>	<u>2013</u> <u>Actual</u>	<u>2014</u> <u>Actual</u>	<u>2015</u> <u>Actual</u>	<u>2016</u> <u>Budget</u>	<u>2016</u> <u>Projected</u>	<u>2017</u> <u>Budget</u>
1001	41040	142	550605	General Fund	Information Technology	Travel & Mileage Reimbursement	(20)	-	-	-	-	-
1001	41040	101	550606	General Fund	Information Technology	Books & Subscriptions	-	(123)	-	(1,000)	(1,000)	(1,000)
1001	41040	101	550663	General Fund	Information Technology	Software License Updates	-	(131,232)	-	(190,375)	(369,665)	(182,310)
1001	41040	141	550663	General Fund	Information Technology	Software License Updates	(110,020)	-	(121,159)	-	-	-
1001	41040	101	550671	General Fund	Information Technology	Office Machine Service	-	-	-	(1,900)	(1,900)	(1,900)
1001	41040	141	550671	General Fund	Information Technology	Office Machine Service	-	-	(234)	-	-	-
1001	41040	101	550672	General Fund	Information Technology	Telephone Maintenance	(32,655)	(32,655)	-	(25,000)	(25,000)	(27,000)
1001	41040	141	550672	General Fund	Information Technology	Telephone Maintenance	-	-	(1,592)	-	-	-
1001	41040	141	550699	General Fund	Information Technology	Snow Removal	(720)	-	-	-	-	-
1001	41040	101	560620	General Fund	Information Technology	Office Supplies	(819)	-	(1,506)	(1,700)	(1,700)	(1,700)
1001	41040	141	560620	General Fund	Information Technology	Office Supplies	-	(2,301)	-	-	-	-
1001	41040	142	560620	General Fund	Information Technology	Office Supplies	-	-	(294)	-	-	-
<b>SUB-TOTAL MATERIALS &amp; SUPPLIES</b>							<b>(166,668)</b>	<b>(193,551)</b>	<b>(153,121)</b>	<b>(237,425)</b>	<b>(455,115)</b>	<b>(283,360)</b>
1001	41040	101	570290	General Fund	Information Technology	WAN Equipment	-	-	-	-	-	-
1001	41040	101	570292	General Fund	Information Technology	Telephone System Equipment	-	-	-	-	-	-
1001	41040	101	570294	General Fund	Information Technology	Printers	-	-	-	-	-	-
1001	41040	101	570720	General Fund	Information Technology	Computer Equipment	-	-	-	(5,690)	(5,690)	-
<b>SUB-TOTAL CAPITAL OUTLAY</b>							<b>-</b>	<b>-</b>	<b>-</b>	<b>(5,690)</b>	<b>(5,690)</b>	<b>-</b>
<b>TOTAL EXPENDITURES</b>							<b>(923,590)</b>	<b>(1,025,408)</b>	<b>(1,103,590)</b>	<b>(1,494,889)</b>	<b>(1,723,051)</b>	<b>(1,587,423)</b>





# **POLICE**

## **EXECUTIVE OVERVIEW**

### **Departmental Summary**

The Oak Park Police Department is a full-service law enforcement agency serving the citizens of the Village of Oak Park. The mission of the Department is to provide high-quality police services that are accessible to all members of the community. The Department believes in the dignity of all people and respects individual and constitutional rights in fulfilling this mission. In order to achieve this mission, the Department has adopted Community Based Policing which includes the following components: citizen involvement, problem solving and quality of life focus, ethical behavior, situational leadership, and employee value. It is our goal to incorporate these values in the organization, and throughout our interactions with the community to promote a desirable quality of life in the community, with a commitment to maintaining and improving peace, order, and safety through excellence in law enforcement and community service.

The department has both sworn police officers and civilian personnel assigned to operating and support programs in two bureaus:

**Field Services Bureau** – The Field Services Bureau is responsible for performing a variety of duties related to the protection of life and property and enforcement of criminal and traffic laws, parking enforcement, prevention and investigation of crime, collection and preservation of evidence, preservation of the public peace, and the apprehension of violators of the law. This bureau also manages the Field Training and Evaluation Program.

**Support Services Bureau** – The Support Services Bureau includes: Investigations, Drug Enforcement Administration (DEA) and Regional Computer Forensic Laboratory (RCFL) assignments, Resident Beat Officer and Neighborhood Resource Officer Programs, Records, School Resource Officer Program, Evidence and Property, Training and Research and Planning.

### **2016 Accomplishments**

- The police department redefined the goals, mission and structure of the Community Policing Unit and increased the number of unit members to address the needs of the community.
- Building on what was learned from the 2015 Procedural Justice for Law Enforcement course; the department partnered with the University of Illinois and provided procedural justice training for all sworn and civilian supervisory personnel.
- The department continued to investigate the feasibility of body cameras and the ability to obtain outside funding for said initiative.
- All department personnel were trained in the utilization of the new Computer Aided Dispatch System (CAD) and the ability to complete police reports from the mobile data terminals in police vehicles.
- The department continued to explore alternatives to the current police firing range.

- The department's management staff is at full-staff with the addition of two new police commanders.
- In collaboration with the Northwestern University's Center for Public Safety, the police department evaluated the patrol schedule and implemented an 8-hour shift to maximize staffing while addressing community needs.
- In coordination with the Department of Public Health, the department participated in a full scale drug distribution exercise to test local plans which provide command and logistical details sufficient enough to distribute these drugs to the population of 53,000 residents in a 48 hour period. This year's exercise evaluated the response and delivery of "drugs" to first responders, Village employees and their families.
- All current investigative staff that are certified Lead Homicide Investigators were recertified by the Illinois Law Enforcement Training and Standards Board.
- Using grant funds, the department purchased two new speed trailers in the spring of 2016. These units serve as effective tools for promoting overall awareness of posted speed limits and are a warning to drivers when alerted to their own speed over the posted speed limit.

## 2017 Work Plan

- With the goal of having all sworn personnel certified over the next two years, the department will host a 40-hour state-certified Crisis Intervention Team training. The specialized course provides sworn personnel with tools for responding to calls involving mental illness, substance abuse and other related crisis incidents.
- Building on the department's partnership with the University of Illinois, the third phase of procedural justice training will be offered to all line level police personnel.
- The department will develop a promotional process to assess qualified police officer candidates for promotion to the rank of sergeant.
- The department will investigate the feasibility of Tasers as well as funding sources, policy review and training.
- The department will analyze alternatives to the current patrol shift schedule and assess if a modification should be made while maximizing current resources and responding to community needs.
- The department will continue its research on the utilization of body cameras.
- The department will review and update all general orders, rules and regulations, training bulletins and special directives. These revised materials will be disseminated to all department personnel.
- A training program will be developed for all personnel at the rank of sergeant including newly promoted and existing staff. This curriculum will include participation in the Northwestern University's Center for Public Safety's Supervision of Police

Personnel and courses related to developing leadership skills and industry knowledge.

- During 2017, all supervisors will be trained in professional standards and internal investigations.
- The department will install printers in all marked patrol vehicles to increase the efficiency of traffic accident report processing.
- The department will launch a citizen online reporting system that will provide a convenient way to report minor, non-emergency incidents through an online service.

VILLAGE OF OAK PARK  
FISCAL YEAR 2017 BUDGET  
GENERAL FUND - POLICE

<u>Fund</u>	<u>Dept</u>	<u>Program</u>	<u>Account</u>	<u>Description</u>	<u>Department</u>	<u>Description</u>	<u>2013</u> <u>Actual</u>	<u>2014</u> <u>Actual</u>	<u>2015</u> <u>Actual</u>	<u>2016</u> <u>Budget</u>	<u>2016</u> <u>Projected</u>	<u>2017</u> <u>Budget</u>
1001	42400	101	510501	General Fund	POLICE	Regular Salaries	(1,543,488)	(2,261,836)	(2,357,712)	(960,782)	(2,700,000)	(807,816)
1001	42400	412	510501	General Fund	POLICE	Regular Salaries	(5,995,333)	(5,807,829)	(5,811,455)	(8,535,950)	(5,500,000)	(8,069,489)
1001	42400	421	510501	General Fund	POLICE	Regular Salaries	(3,279,116)	(3,347,546)	(3,216,853)	(2,639,709)	(3,200,000)	(3,338,078)
1001	42400	101	510503	General Fund	POLICE	Overtime	(20,649)	(27,772)	(26,004)	-	(16,200)	-
1001	42400	412	510503	General Fund	POLICE	Overtime	(165,424)	(157,810)	(236,143)	(178,501)	(215,595)	(210,000)
1001	42400	421	510503	General Fund	POLICE	Overtime	(128,602)	(115,521)	(142,094)	(59,500)	(69,532)	(69,532)
1001	42400	101	510508	General Fund	POLICE	CTA Patrol Pay	(9,209)	(18,916)	(31,389)	-	(12,494)	-
1001	42400	412	510508	General Fund	POLICE	CTA Patrol Pay	(73,531)	(121,348)	(120,452)	(133,333)	(159,000)	(159,000)
1001	42400	421	510508	General Fund	POLICE	CTA Patrol Pay	(60,745)	(107,036)	(75,879)	(41,667)	(53,000)	(53,000)
1001	42400	101	510509	General Fund	POLICE	Comp Time Payout	-	(5,962)	-	-	-	-
1001	42400	412	510509	General Fund	POLICE	Comp Time Payout	-	(67,271)	-	(67,958)	(67,958)	(100,000)
1001	42400	421	510509	General Fund	POLICE	Comp Time Payout	-	(32,310)	-	(35,547)	(35,547)	-
1001	42400	101	510514	General Fund	POLICE	Court Time	(13,411)	(20,713)	(31,704)	-	-	-
1001	42400	412	510514	General Fund	POLICE	Court Time	(93,711)	(82,143)	(53,143)	(128,488)	(98,216)	(98,216)
1001	42400	421	510514	General Fund	POLICE	Court Time	(46,143)	(35,024)	(29,307)	(33,813)	(32,739)	(32,739)
1001	42400	101	510999	General Fund	POLICE	Grant Admin. - Salaries	20,853	22,001	20,053	-	-	-
1001	42400	421	510999	General Fund	POLICE	Grant Admin. - Salaries	-	-	-	-	-	-
SUB-TOTAL PERSONAL SERVICES							(11,408,510)	(12,187,037)	(12,112,081)	(12,815,248)	(12,160,281)	(12,937,870)
1001	42400	101	510510	General Fund	POLICE	Sick Time Payout	(1,321)	(1,749)	(5,423)	-	(7,552)	-
1001	42400	412	510510	General Fund	POLICE	Sick Time Payout	(37,146)	(29,360)	(43,249)	(39,296)	(39,296)	(60,000)
1001	42400	421	510510	General Fund	POLICE	Sick Time Payout	(19,980)	(23,651)	(28,564)	(19,355)	(30,321)	-
1001	42400	101	510519	General Fund	POLICE	Vacation Time Payout	-	(4,389)	(8,662)	-	-	-
1001	42400	412	510519	General Fund	POLICE	Vacation Time Payout	(41,903)	(2,004)	(33,966)	(17,850)	(17,850)	(20,000)
1001	42400	101	520515	General Fund	POLICE	Health Insurance Opt Out	(9,781)	(14,762)	(9,887)	-	(10,519)	-
1001	42400	412	520515	General Fund	POLICE	Health Insurance Opt Out	(7,221)	(7,336)	(14,114)	-	(17,026)	-
1001	42400	421	520515	General Fund	POLICE	Health Insurance Opt Out	(8,604)	(6,319)	(6,056)	-	(6,903)	-
1001	42400	101	520520	General Fund	POLICE	Life Insurance Expense	(1,168)	(1,446)	(1,694)	(450)	(3,283)	(837)
1001	42400	412	520520	General Fund	POLICE	Life Insurance Expense	(3,491)	(2,883)	(3,477)	(4,545)	(6,880)	(8,835)
1001	42400	421	520520	General Fund	POLICE	Life Insurance Expense	(1,536)	(1,536)	(1,752)	(1,440)	(3,465)	(3,627)
1001	42400	101	520521	General Fund	POLICE	Health Insurance Expense	(212,274)	(285,318)	(349,339)	(96,561)	(447,132)	(160,574)
1001	42400	412	520521	General Fund	POLICE	Health Insurance Expense	(1,051,369)	(1,013,749)	(1,125,557)	(1,473,974)	(1,296,584)	(1,543,588)
1001	42400	421	520521	General Fund	POLICE	Health Insurance Expense	(502,556)	(546,397)	(607,990)	(497,342)	(706,255)	(623,746)
1001	42400	101	520522	General Fund	POLICE	Social Security Expense	(35,510)	(42,871)	(39,721)	(12,684)	(12,684)	(19,256)
1001	42400	412	520522	General Fund	POLICE	Social Security Expense	(35,499)	(32,988)	(34,749)	(39,278)	(39,278)	(41,834)
1001	42400	421	520522	General Fund	POLICE	Social Security Expense	(2,792)	(2,903)	(2,775)	(19,006)	(19,006)	(25,760)
1001	42400	101	520523	General Fund	POLICE	Medicare Expense	(17,103)	(27,392)	(29,054)	(9,871)	(9,871)	(11,713)
1001	42400	412	520523	General Fund	POLICE	Medicare Expense	(83,598)	(83,106)	(82,604)	(123,617)	(123,617)	(117,008)
1001	42400	421	520523	General Fund	POLICE	Medicare Expense	(49,004)	(50,201)	(47,980)	(36,932)	(36,932)	(48,402)
1001	42400	101	520524	General Fund	POLICE	Police Pension Contributions	(3,692,190)	(3,952,354)	(4,121,194)	(4,471,964)	(4,471,964)	(4,940,474)
1001	42400	101	520526	General Fund	POLICE	Dental Insurance Expense	(1,006)	(1,166)	(2,901)	(366)	(366)	(400)
1001	42400	412	520526	General Fund	POLICE	Dental Insurance Expense	(5,122)	(4,997)	(4,497)	(8,611)	(8,611)	(8,600)
1001	42400	421	520526	General Fund	POLICE	Dental Insurance Expense	(2,033)	(2,832)	(3,241)	(1,833)	(1,833)	(1,800)
1001	42400	101	520527	General Fund	POLICE	IMRF Contributions	(86,794)	(110,366)	(78,856)	(29,132)	(29,132)	(43,481)
1001	42400	412	520527	General Fund	POLICE	IMRF Contributions	(88,319)	(87,332)	(102,638)	(90,214)	(90,214)	(94,463)
1001	42400	421	520527	General Fund	POLICE	IMRF Contributions	(6,674)	(7,338)	(6,543)	(43,653)	(43,653)	(75,800)
1001	42400	101	520532	General Fund	POLICE	SLEP Contributions	-	-	(13,464)	-	(9,222)	-
1001	42400	101	530642	General Fund	POLICE	Background Check	(2,513)	(2,651)	-	(1,000)	(1,000)	(1,000)
SUB-TOTAL FRINGE BENEFITS							(6,006,507)	(6,349,395)	(6,809,950)	(7,038,974)	(7,490,449)	(7,851,198)

VILLAGE OF OAK PARK  
FISCAL YEAR 2017 BUDGET  
GENERAL FUND - POLICE

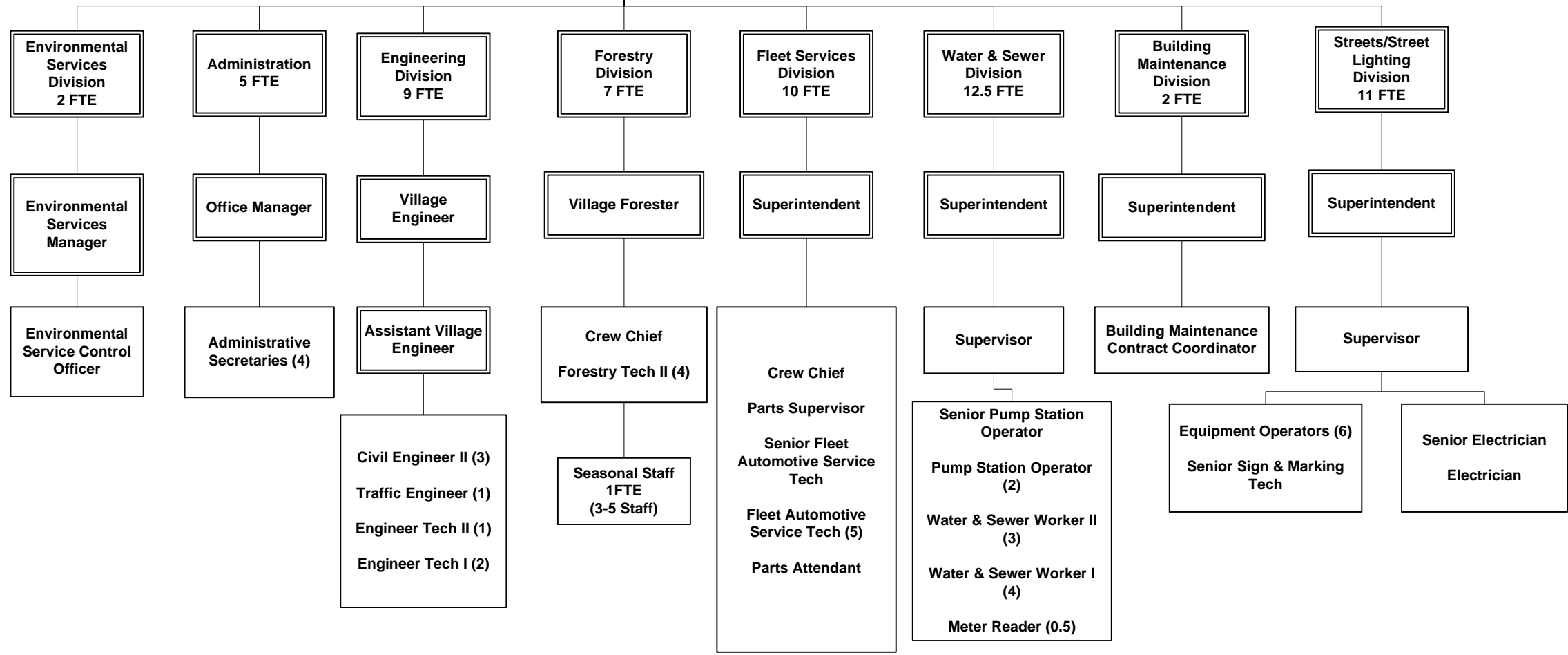
<u>Fund</u>	<u>Dept</u>	<u>Program</u>	<u>Account</u>	<u>Description</u>	<u>Department</u>	<u>Description</u>	<u>2013</u> <u>Actual</u>	<u>2014</u> <u>Actual</u>	<u>2015</u> <u>Actual</u>	<u>2016</u> <u>Budget</u>	<u>2016</u> <u>Projected</u>	<u>2017</u> <u>Budget</u>
1001	42400	101	530650	General Fund	POLICE	Conferences Training	(16,676)	(16,424)	(25,545)	(37,250)	(41,053)	(37,250)
1001	42400	412	530650	General Fund	POLICE	Conferences Training	(3,920)	(13,460)	(11,465)	-	-	-
1001	42400	421	530650	General Fund	POLICE	Conferences Training	(3,812)	(3,225)	(1,605)	-	-	-
1001	42400	101	530652	General Fund	POLICE	Training Services	(250)	(250)	-	(500)	(4,303)	(500)
1001	42400	101	530657	General Fund	POLICE	Legal Fees	(309)	-	-	(500)	(500)	(500)
1001	42400	101	530658	General Fund	POLICE	Temporary Services	(22,015)	(2,376)	-	(500)	(500)	(500)
1001	42400	101	530660	General Fund	POLICE	General Contractuals	(3,250)	(12,125)	(28,760)	(377,760)	(377,760)	(401,467)
1001	42400	421	530660	General Fund	POLICE	General Contractuals	(358,471)	(363,648)	(355,093)	-	-	-
1001	42400	101	530661	General Fund	POLICE	Security Services	(1,200)	-	-	-	-	-
1001	42400	101	530667	General Fund	POLICE	External Support	(3,957)	(6,219)	(6,771)	(6,950)	(6,950)	(11,000)
1001	42400	421	530667	General Fund	POLICE	External Support	(466)	(20)	-	-	-	-
1001	42400	421	530670	General Fund	POLICE	Audit Service Fees	-	(6,750)	-	-	-	-
1001	42400	101	530681	General Fund	POLICE	WSCDC Contract	-	-	-	-	-	-
1001	42400	101	540659	General Fund	POLICE	Lease Payments- 2-10 Chicago Ave	-	-	-	-	-	(12,000)
1001	42400	101	540674	General Fund	POLICE	Property Repair	-	(3,245)	-	-	-	-
1001	42400	101	540690	General Fund	POLICE	Telecommunication Charges	(1,411)	(3,528)	(7,643)	(1,380)	(3,392)	(16,892)
1001	42400	412	540690	General Fund	POLICE	Telecommunication Charges	-	-	(2,574)	-	-	-
1001	42400	421	540690	General Fund	POLICE	Telecommunication Charges	-	(772)	-	-	-	-
1001	42400	101	540698	General Fund	POLICE	Computer Supplies	(40)	-	-	-	-	-
1001	42400	101	540699	General Fund	POLICE	Hardware Maintenance	(4,279)	(1,585)	(6,939)	(2,000)	(5,148)	(5,148)
1001	42400	412	540699	General Fund	POLICE	Hardware Maintenance	(898)	-	-	-	-	-
1001	42400	101	550694	General Fund	POLICE	Contractual Disposal Costs	(580)	(1,345)	-	(2,000)	(2,000)	(2,000)
1001	42400	412	550694	General Fund	POLICE	Contractual Disposal Costs	(1,100)	-	-	-	-	-
1001	42400	101	550697	General Fund	POLICE	Contractual Towing & Plowing	(1,385)	(2,631)	(2,615)	(3,000)	(5,000)	(5,000)
SUB-TOTAL CONTRACTUAL SERVICES							(424,018)	(437,602)	(449,012)	(431,840)	(446,606)	(492,257)
1001	42400	101	550601	General Fund	POLICE	Printing	(980)	(305)	(5,586)	(1,000)	(1,000)	(1,000)
1001	42400	412	550601	General Fund	POLICE	Printing	(206)	(41)	(248)	-	-	-
1001	42400	421	550601	General Fund	POLICE	Printing	(206)	-	-	-	-	-
1001	42400	101	550602	General Fund	POLICE	Membership Dues	(4,584)	(4,382)	(17,842)	(5,000)	(5,325)	(5,000)
1001	42400	412	550602	General Fund	POLICE	Membership Dues	(50)	-	(1,800)	-	-	-
1001	42400	421	550602	General Fund	POLICE	Membership Dues	(240)	(170)	(5,180)	-	-	-
1001	42400	101	550603	General Fund	POLICE	Postage	(2,097)	(2,139)	(1,284)	(1,800)	(1,800)	(1,800)
1001	42400	421	550603	General Fund	POLICE	Postage	-	(36)	(56)	-	-	-
1001	42400	101	550605	General Fund	POLICE	Travel & Mileage Reimbursement	(746)	(477)	-	(900)	(1,000)	(1,000)
1001	42400	412	550605	General Fund	POLICE	Travel & Mileage Reimbursement	(423)	(152)	-	(900)	-	-
1001	42400	421	550605	General Fund	POLICE	Travel & Mileage Reimbursement	(1,216)	(1,700)	(2,328)	(450)	-	-
1001	42400	101	550606	General Fund	POLICE	Books & Subscriptions	(1,150)	(1,040)	(4,256)	(1,000)	(3,600)	(3,600)
1001	42400	421	550606	General Fund	POLICE	Books & Subscriptions	-	(685)	(685)	-	-	-
1001	42400	101	550652	General Fund	POLICE	Legal Postings and Doc. Fees	-	-	-	(100)	(100)	(100)
1001	42400	101	550656	General Fund	POLICE	Miscellaneous Expense	(110)	(547)	(736)	(400)	(400)	(400)
1001	42400	421	550656	General Fund	POLICE	Miscellaneous Expense	-	(164)	-	-	-	-
1001	42400	101	550663	General Fund	POLICE	Software License Updates	-	(449)	-	(500)	(500)	(500)
1001	42400	101	550673	General Fund	POLICE	Repairs	(134)	(71)	-	(1,500)	(1,500)	(1,500)
1001	42400	421	550673	General Fund	POLICE	Repairs	-	(360)	-	-	-	-
1001	42400	101	550689	General Fund	POLICE	Operational Mainten Support	(400)	-	-	-	-	-
1001	42400	101	550690	General Fund	POLICE	Public Art	-	(362)	-	-	-	-
1001	42400	101	550705	General Fund	POLICE	Ammunition and Guns	-	-	(9,192)	-	-	-
1001	42400	412	550705	General Fund	POLICE	Ammunition and Guns	(300)	-	(4,829)	-	-	-
1001	42400	101	560616	General Fund	POLICE	Toner Cartridges	(5,632)	(6,923)	(7,734)	(6,600)	(8,000)	(8,000)
1001	42400	101	560620	General Fund	POLICE	Office Supplies	(5,667)	(6,077)	(9,132)	(6,000)	(8,000)	(8,000)
1001	42400	101	560625	General Fund	POLICE	Clothing	(10,500)	(24,332)	(9,184)	(7,100)	(110,000)	(110,000)

VILLAGE OF OAK PARK  
FISCAL YEAR 2017 BUDGET  
GENERAL FUND - POLICE

<u>Fund</u>	<u>Dept</u>	<u>Program</u>	<u>Account</u>	<u>Description</u>	<u>Department</u>	<u>Description</u>	<u>2013</u> <u>Actual</u>	<u>2014</u> <u>Actual</u>	<u>2015</u> <u>Actual</u>	<u>2016</u> <u>Budget</u>	<u>2016</u> <u>Projected</u>	<u>2017</u> <u>Budget</u>
1001	42400	412	560625	General Fund	POLICE	Clothing	(63,601)	(100,839)	(76,167)	(76,400)	-	-
1001	42400	421	560625	General Fund	POLICE	Clothing	(21,395)	(30,165)	(25,693)	(21,400)	-	-
1001	42400	101	560628	General Fund	POLICE	Lab Supplies	(2,226)	(880)	-	(3,000)	(3,000)	(3,000)
1001	42400	101	560631	General Fund	POLICE	Operational Supplies	(34,012)	(34,321)	(22,015)	(30,000)	(30,000)	(30,000)
1001	42400	412	560631	General Fund	POLICE	Operational Supplies	(1,704)	(462)	(133)	-	-	-
1001	42400	421	560631	General Fund	POLICE	Operational Supplies	(295)	(23)	-	-	-	-
1001	42400	427	560631	General Fund	POLICE	Operational Supplies	(449)	-	-	-	-	-
1001	42400	101	560637	General Fund	POLICE	Vehicle Equipment Parts	-	(30)	-	-	-	-
1001	42400	101	560638	General Fund	POLICE	Special Events	(175)	-	(600)	(500)	(750)	(750)
1001	42400	427	560638	General Fund	POLICE	Special Events	-	(235)	(160)	-	-	-
1001	42400	101	560640	General Fund	POLICE	Resale Merchandise	-	(1,325)	-	-	-	-
1001	42400	101	560641	General Fund	POLICE	Marketing Supplies	-	(1,282)	-	-	-	-
1001	42400	101	560642	General Fund	POLICE	Basketball Camp Expenses	-	(962)	-	(3,500)	(3,500)	(3,500)
1001	42400	101	560651	General Fund	POLICE	Employees Awards Recognition	-	(300)	(36)	-	-	-
1001	42400	412	560651	General Fund	POLICE	Employees Awards Recognition	-	-	(218)	-	-	-
1001	42400	421	560651	General Fund	POLICE	Employees Awards Recognition	-	-	(73)	-	-	-
1001	42400	101	560655	General Fund	POLICE	Reimbursements	(285)	(1,812)	(864)	(400)	(400)	(400)
1001	42400	421	560655	General Fund	POLICE	Reimbursements	(47)	(33)	-	-	-	-
1001	42400	101	560670	General Fund	POLICE	Equipment Rental	(12,047)	(4,723)	332	(8,700)	-	-
SUB-TOTAL MATERIALS & SUPPLIES							(170,876)	(227,802)	(205,698)	(177,150)	(178,875)	(178,550)
1001	42400	101	570710	General Fund	POLICE	Equipment	(1,312)	(7,645)	(580)	(3,000)	(3,000)	(113,000)
1001	42400	101	570711	General Fund	POLICE	Software	(204)	(268)	-	(500)	(500)	(500)
1001	42400	101	570720	General Fund	POLICE	Computer Equipment	(240)	(7,398)	(3,909)	(5,000)	(2,000)	(16,250)
1001	42400	101	570725	General Fund	POLICE	Office Equipment	(1,012)	-	(70)	(1,000)	(1,000)	(1,000)
1001	42400	101	570662	General Fund	POLICE	Police Equipment	-	-	-	-	(35,208)	-
SUB-TOTAL CAPITAL OUTLAY							(2,768)	(15,311)	(4,559)	(9,500)	(41,708)	(130,750)
TOTAL EXPENDITURES							(18,012,679)	(19,217,147)	(19,581,300)	(20,472,712)	(20,317,919)	(21,590,625)



**Public Works Director**





## **Public Works Executive Overview**

### **Departmental Summary**

The Department of Public Works is charged with a wide range of tasks associated with the Village's infrastructure. In addition to the more traditional infrastructure-related duties such as street maintenance, safe drinking water delivery, sewer collection, and capital improvements, divisions within the department also maintain the Village's extensive urban forest, manage refuse and recycling collections, and maintain traffic signals and streetlights. Public Works staff is also responsible for maintaining all municipal facilities and equipment, including vehicles for Police, Fire, Park District as well as its own vehicles.

The department resources include the General Fund, Water and Sewer Fund, Capital Improvements Fund, Motor Fuel Tax Fund and Environmental Services Fund.

Services are provided through the following divisions: Administration, Engineering, Streets Services, Fleet Services, Building Maintenance, Street Lighting, Forestry, Water and Sewer and Environmental Services.

### **2016 Accomplishments**

#### **Administration Division**

- The Customer Service Call Center located at the Public Works Center is on pace to make approximately 23,000 customer contacts throughout 2016. These contacts consist of phone calls, voice mails, emails and in-person contacts generating approximately 16,000 work orders. Approximately 5,300 invoices will be processed through accounts payable. It is anticipated that over 440 Block Parties will be processed this year.

#### **Engineering Division**

- Successfully designed and managed the 2016 Capital Improvement Program which reached approximately \$25 million including Water and Sewer Improvements. The most challenging projects were construction of the South Blvd. streetscape project, the Chicago Ave. sewer and resurfacing project and the local street and alley improvements.
- Managed a variety of consulting firms working on major projects or studies including: the Madison St. streetscape and road diet project, alley improvements; Chicago Ave. resurfacing construction management; South Blvd. streetscape improvements; Harrison St. lighting construction management; and the Lake St. streetscape project.
- Continued working with private developments for environmental coordination and for public utility and streetscape improvements including the Lake & Forest development, the Oak Park Station Development, the South Blvd. & Harlem development, and the District House.

- Assisted in the development of the 2017 Capital Improvement Program.
- Applied for TIGER grants for the Harlem viaduct replacement project, and ITEP grants for Lake Street, historic stone sidewalk improvements, and for the Marion Street viaduct enhancement, and worked with IDOT to ensure the future I-290 reconstruction project meets the Village's needs and addresses the community's concerns on a variety of issues.

### **Street Division**

- Continued with the ongoing maintenance of over 103 miles of Village streets, curbs, gutters and sidewalks.
- Continued to strive to increase the quality of utility opening pavement restoration work including sidewalk and concrete curb work.
- Replaced/installed approximately 700 signs Village wide.
- Removed graffiti from several hundred locations in the public way.
- Continued to repair/replace brick paver sidewalk and bluestone in various business districts.
- Used more than 300 tons of material to fill potholes and to repair pavement.
- Completed the annual fall season leaf pushing program.
- Plowed and salted streets for snow storm events to keep streets safe.

### **Street Lighting Division**

- Completed quarterly inspections of burned out street lights and worked with in-house staff and contractors to replace them as well as responding to resident calls for burned out lights.
- Completed the street lighting inventory and the GIS street lighting map.
- Continued to research and field test newer LED style lighting fixtures for low level and high level street lights.
- Continued to upgrade pedestrian signals/buttons at Ridgeland/Madison, Highland/Jackson, Oak Park/Garfield and Oak Park/Harrison.
- Continued to change out green and red LED traffic signals at Highland/Jackson and Ridgeland/Lenox.

- Continued to monitor and repair the traffic signals at 41 intersections.

### **Fleet Services Division**

- Re-evaluated entire village fleet.
- Completed hands on inventory of the parts department.
- Managed all new vehicle purchases as part of the Fleet Replacement program and disposed of older vehicles.
- Prepared new vehicles for service with signage, striping, emergency lighting, radios and computer equipment.
- ASE Master Mechanic certification was achieved by another technician in Fleet Services.
- Eleven Hybrids were purchased replacing the aging Compressed Natural Gas vehicles in the alternate fuel vehicle inventory.
- Through anti idling efforts and the use of alternate fuels the Village's usage of fossil fuels was reduced.
- Maintained the Blue Seal certification for Fleet Services.

### **Building Maintenance Division**

- Two new boilers were installed in Village Hall in May/June of 2016. The new boilers replaced two old boilers that were original to the building from 1975. New pumps and piping were included as well as asbestos abatement from the old pipe insulation.
- Additional upgrades to the new Village Hall Chiller Building Automation System (BAS) were completed in early 2016. Digital controls replaced old and inoperable pneumatic damper actuators. More upgrades to the BAS are planned for late 2016 when the new Village Hall boiler is added to the system and in 2017 when all pneumatic controls are replaced with digital controls.
- The first phase of the Village Hall furniture project was successfully completed in late 2015/early 2016. The project included painting of all interior offices and conference rooms and new carpeting in all offices, conference rooms and west and north wings. Electrical and data cabling work was also done as part of the project and some minor office remodeling was also completed. The second phase of this project is scheduled to begin in late August of 2016.
- An elevator feasibility study was completed in the summer of 2016 to identify opportunities and costs to replace the existing ADA vertical platform lift near the Council Chambers with a new passenger elevator. The study will also explore the

possibility of installing a new passenger elevator at the main entrance. The existing elevator at the Lombard St. entrance will have the interior remodeled in the fall of 2016.

- Village Hall roof repairs were completed in 2016 as noted in the Building Condition Index (BCI) report that was completed in 2015. The BCI identified needed maintenance and repairs to all major building systems and components and staff utilized the BCI report to plan the work in 2016 and beyond. A BCI for the Public Works Center is planned for late 2016.
- A new storage garage is being constructed at the main fire station in the fall of 2016. The garage will allow the Fire Dept. to store critical equipment and vehicles safely and securely. The men's locker room at the main station is also being remodeled in the fall of 2016. New lockers and flooring are included.
- A new staff member in the Public Works Building Maintenance Division was added in the spring of 2016 – Building Maintenance Contract Coordinator. Since then, work orders and maintenance/repair items are being tracked and completed more effectively and efficiently.

### **Forestry Division**

- The Four-year tree pruning cycle contract was completed on time and within budget. This consists of contractual pruning more than 3,500 trees over six inches in diameter on the south side of the village.
- In house staff pruned all trees six inches and under in the south half of the village (approximately 5,000 trees).
- 279 trees were removed at off-season rates. This contract is bid for winter removal of trees in order to reduce costs. The Village obtained very favorable rates for these winter removals.
- A diverse mix of 348 high-performing properly sited parkway trees were planted throughout the Village, maintaining them with contracted watering crews.
- Forces maintained over 180 permanent landscape areas and planting and maintaining over 500 planters in 12 Business Districts throughout the Village.
- Placed more than 1,400 cubic yards of mulch in Village-owned planting beds.
- Improved and replaced plant materials at multiple locations across the village.
- Tracking the tree removal, stumping and planting process within the GIS inventory.
- Installed and maintained two honeybee hives on the Public Works Center roof.

- Re-inventory one-quarter of the Village's urban forest.
- Partnered with the Park District of Oak Park for Arbor Day celebration.
- Formalized Village's Tree Valuation process.
- Developed new Forestry webpage and educational materials.

## **2017 Work Plan**

### **Administration Division**

- Continue to work to provide exceptional customer service by managing requests and work orders through the Request for Action (RFA) database and VillageView programs as well as complete performance measures and monthly reporting.
- Host a Public Works Center open House as part of the EarthFest event.
- Continue to coordinate regular safety meetings of the entire Department.
- Continue to have regular Public Works Employee Committee meetings to improve efficiencies and moral.

### **Engineering Division**

- Design and manage the 2017 Capital Improvement Program.
- Refine and publish asset management plans for major capital assets utilizing GIS databases. Finalize newer databases for assets not currently tracked (street lighting and traffic signals); and complete the water service database to link with Development Customer Service CityView software. Asset management plans will utilize life cycle cost analysis to evaluate most cost effective materials, maintenance programs and replacement options for various assets.
- Design Lake Street streetscape project for 2018 construction and work with the Board, Village Manager and Development Customer Service Department to prioritize and define the various business district improvements so projects can be coordinated with planned resurfacing and utility improvements and funding sources can be identified and pursued.
- Manage Madison Street streetscape and road diet projects through final design and construction.
- Continue to manage various consultants working on capital projects.

- Coordinate with private development construction projects for public infrastructure and streetscape improvements to minimize impacts to the community.

#### **Street Division**

- Continue to improve and excel in the timely upkeep and maintenance activities of Village business district areas.
- Continue with prompt repair of street pavement utility repairs.
- Strive to excel in the communities satisfaction of the snow and ice removal program.
- Increase work output and production with thermoplastic and painting of pavement markings.
- Increase replacement of faded/unreadable signs Village wide.
- Continue to improve the oversight, accountability and performance of the various Division contractor services.
- Continue to improve the skill diversity of the Division work force through training.

#### **Street Lighting Division**

- Develop and implement a plan to repair outages in a more timely manner utilizing in-house staff and contractors.
- Continue to upgrade Village street lights to more energy efficient light fixtures, and continue monitoring energy savings from installation of more energy efficient light fixtures.
- Continue research and development of energy efficient lighting.
- Continue to research methods to make traffic signals more bicycle friendly and continue to install these devices.
- Find a solution and repair leaking globe pedestrian fixtures along Austin Blvd.

#### **Fleet Services Division**

- Maintain Fleet Services ASE Blue Seal of Excellence classification.
- Continue to find ways of decreasing the Village's fuel usage.
- Continue to decrease the percentage of equipment exceeding replacement criteria.

- Continue to increase employee productivity while maintaining our high level of service.
- Provide increased educational opportunities to improve our employee's skill sets.
- Add an EVT Master Technician certification to Fleet Services.
- Add another ASE Master Technician certification to Fleet Services.

### **Building Maintenance Division**

- Implement the new Building Maintenance services contract. The existing contract with Midway Building Services is expiring in November of 2016. An RFP for Building Maintenance Services is being issued in July of 2016 and the new contract would begin the second week of November 2016.
- Replace all pneumatic HVAC controls throughout Village Hall. This would improve the overall performance of the HVAC system by allowing more accurate digital controls to run the HVAC system. This would also reduce maintenance costs as the old pneumatic control air compressor would be removed from the system.
- Continue the Building Condition Index program. The program provides a detailed analysis of the existing condition of all Village buildings and specifies a maintenance plan and repair / replacement cost information for each major system of the building (mechanical, electrical, plumbing and structural / envelope). The program helps staff be better suited and knowledgeable to prepare future budgets and maintenance plans for Village facilities.
- Complete Fire Department projects included in the 2017 CIP Building Improvement Plan. Projects include remodeling of the kitchen and locker rooms/bathrooms at the south fire station, roof repairs and window replacement at the main station and stair replacement and bunk room remodeling at the north station.
- Implement the third and final phase of the Public Works Center structural repairs and concrete sealing project. The concrete floor on the first level north end will be cleaned, repaired and sealed, concluding the work for the entire floor.
- Continue assisting the Village Managers Office with the Village Hall remodeling project.

### **Forestry Division**

- Continue four-year cycle tree pruning program focusing on the area between North Boulevard and Chicago Avenue from Harlem Avenue to Austin Boulevard, and

Chicago Avenue and Division Street, from East Avenue to Austin Boulevard.

- Re-Inventory one-quarter of Village Trees.
- Replace approximately 500 trees removed for various reasons.
- Improve and expand Public Works Facility Green Roof.
- Design and install demonstration rain garden at Public Works Facility.
- Complete development of the Urban Forestry Management Plan.
- Seek Accreditation from Society of Municipal Arborists for our Forestry Program.
- Seek Accreditation from Tree City USA.
- Track cycle pruning and resident request process within the GIS inventory.
- Investigate Elm and Ash Treatment program for specimen quality trees.
- Maintain the Village urban forest in a safe, competent and timely manner.



VILLAGE OF OAK PARK  
FISCAL YEAR 2017 BUDGET  
GENERAL FUND - PUBLIC WORKS ENGINEERING

Fund	Dept	Program	Account	Description	Department	Description	2013	2014	2015	2016	2016	2017
							Actual	Actual	Actual	Budget	Projected	Budget
1001	43700	101	510501	General Fund	DPW - Engineering	Regular Salaries	(72,499)	(205,996)	(337,232)	(81,930)	(532,000)	(82,330)
1001	43700	722	510501	General Fund	DPW - Engineering	Regular Salaries	(28,303)	(23,286)	(18,831)	(45,979)	(17,600)	(46,172)
1001	43700	723	510501	General Fund	DPW - Engineering	Regular Salaries	(54,628)	(57,434)	(53,313)	(108,600)	(50,400)	(107,716)
1001	43700	777	510501	General Fund	DPW - Engineering	Regular Salaries	(118,798)	(109,405)	(129,376)	(30,792)	(183,000)	(35,000)
1001	43700	101	510503	General Fund	DPW - Engineering	Overtime	-	-	(492)	-	(3,408)	-
1001	43700	777	510503	General Fund	DPW - Engineering	Overtime	(5,270)	(129)	(201)	-	(40)	-
1001	43700	101	510518	General Fund	DPW - Engineering	Seasonal Employees	-	-	-	(7,500)	(7,500)	(7,500)
SUB-TOTAL PERSONAL SERVICES							(279,498)	(396,249)	(539,445)	(274,801)	(793,948)	(278,718)
1001	43700	101	510519	General Fund	DPW - Engineering	Vacation Time Payout	-	(2,944)	-	-	-	-
1001	43700	722	510519	General Fund	DPW - Engineering	Vacation Time Payout	-	(1,472)	-	-	-	-
1001	43700	723	510519	General Fund	DPW - Engineering	Vacation Time Payout	-	(1,472)	-	-	-	-
1001	43700	101	520515	General Fund	DPW - Engineering	Health Insurance Opt Out	-	(955)	(45)	-	-	-
1001	43700	101	520520	General Fund	DPW - Engineering	Life Insurance Expense	(36)	(140)	(257)	(36)	(450)	(74)
1001	43700	722	520520	General Fund	DPW - Engineering	Life Insurance Expense	(15)	(14)	(13)	(23)	(21)	(47)
1001	43700	723	520520	General Fund	DPW - Engineering	Life Insurance Expense	(16)	(37)	(40)	(63)	(67)	(130)
1001	43700	777	520520	General Fund	DPW - Engineering	Life Insurance Expense	(69)	(50)	(61)	(23)	(101)	(47)
1001	43700	101	520521	General Fund	DPW - Engineering	Health Insurance Expense	(16,057)	(33,916)	(64,845)	(10,776)	(128,364)	(10,473)
1001	43700	722	520521	General Fund	DPW - Engineering	Health Insurance Expense	(3,099)	(2,151)	(1,743)	(5,178)	(2,505)	(4,868)
1001	43700	723	520521	General Fund	DPW - Engineering	Health Insurance Expense	(3,099)	(2,151)	(4,277)	(12,619)	(8,017)	(9,492)
1001	43700	777	520521	General Fund	DPW - Engineering	Health Insurance Expense	(20,666)	(18,669)	(21,173)	(8,137)	(34,544)	(8,109)
1001	43700	101	520522	General Fund	DPW - Engineering	Social Security Expense	(4,277)	(12,437)	(19,890)	(5,545)	(23,628)	(5,104)
1001	43700	722	520522	General Fund	DPW - Engineering	Social Security Expense	(1,666)	(1,456)	(1,103)	(2,851)	(1,098)	(2,863)
1001	43700	723	520522	General Fund	DPW - Engineering	Social Security Expense	(3,233)	(3,468)	(3,118)	(6,733)	(3,150)	(6,678)
1001	43700	777	520522	General Fund	DPW - Engineering	Social Security Expense	(7,347)	(6,428)	(7,678)	(1,909)	(7,605)	(2,170)
1001	43700	101	520523	General Fund	DPW - Engineering	Medicare Expense	(1,000)	(2,909)	(4,652)	(1,297)	(5,526)	(1,194)
1001	43700	722	520523	General Fund	DPW - Engineering	Medicare Expense	(390)	(341)	(258)	(667)	(257)	(669)
1001	43700	723	520523	General Fund	DPW - Engineering	Medicare Expense	(756)	(811)	(729)	(1,575)	(737)	(1,562)
1001	43700	777	520523	General Fund	DPW - Engineering	Medicare Expense	(1,718)	(1,503)	(1,796)	(446)	(1,779)	(508)
1001	43700	101	520527	General Fund	DPW - Engineering	IMRF Contributions	(10,364)	(31,792)	(47,334)	(11,667)	(59,263)	(11,526)
1001	43700	722	520527	General Fund	DPW - Engineering	IMRF Contributions	(4,087)	(3,764)	(2,668)	(6,547)	(2,674)	(6,464)
1001	43700	723	520527	General Fund	DPW - Engineering	IMRF Contributions	(7,888)	(8,949)	(7,555)	(15,465)	(7,656)	(15,080)
1001	43700	777	520527	General Fund	DPW - Engineering	IMRF Contributions	(17,915)	(16,608)	(18,361)	(4,385)	(18,312)	(4,900)
SUB-TOTAL FRINGE BENEFITS							(103,698)	(154,438)	(207,594)	(95,942)	(305,754)	(91,958)
1001	43700	101	530650	General Fund	DPW - Engineering	Conferences Training	(638)	-	-	-	-	-
1001	43700	723	530650	General Fund	DPW - Engineering	Conferences Training	(1,132)	(313)	(965)	(2,250)	(1,500)	(3,075)
1001	43700	101	530667	General Fund	DPW - Engineering	External Support	-	(30,026)	(30,360)	-	-	-
1001	43700	723	530667	General Fund	DPW - Engineering	External Support	(7,080)	(5,470)	(13,453)	(9,650)	(9,650)	(9,650)
SUB-TOTAL CONTRACTUAL SERVICES							(8,850)	(35,809)	(44,778)	(11,900)	(11,150)	(12,725)
1001	43700	101	550601	General Fund	DPW - Engineering	Printing	(41)	(41)	-	-	-	-
1001	43700	722	550601	General Fund	DPW - Engineering	Printing	-	-	-	(400)	(200)	(400)
1001	43700	101	550602	General Fund	DPW - Engineering	Membership Dues	(220)	-	-	-	-	-
1001	43700	723	550602	General Fund	DPW - Engineering	Membership Dues	(1,031)	(592)	(600)	(870)	(870)	(870)
1001	43700	101	550603	General Fund	DPW - Engineering	Postage	(3,035)	(2,503)	(5,064)	(150)	(1,400)	(150)
1001	43700	721	550603	General Fund	DPW - Engineering	Postage	(56)	-	(219)	-	(1,000)	-
1001	43700	722	550603	General Fund	DPW - Engineering	Postage	-	(357)	(248)	(150)	(150)	(150)
1001	43700	723	550603	General Fund	DPW - Engineering	Postage	-	-	(1)	(300)	(300)	(300)
1001	43700	101	550605	General Fund	DPW - Engineering	Travel & Mileage Reimbursement	-	-	(25)	-	-	-

VILLAGE OF OAK PARK  
 FISCAL YEAR 2017 BUDGET  
 GENERAL FUND - PUBLIC WORKS ENGINEERING

<u>Fund</u>	<u>Dept</u>	<u>Program</u>	<u>Account</u>	<u>Description</u>	<u>Department</u>	<u>Description</u>	<u>2013</u> <u>Actual</u>	<u>2014</u> <u>Actual</u>	<u>2015</u> <u>Actual</u>	<u>2016</u> <u>Budget</u>	<u>2016</u> <u>Projected</u>	<u>2017</u> <u>Budget</u>
1001	43700	723	550606	General Fund	DPW - Engineering	Books & Subscriptions	-	-	(57)	-	-	-
1001	43700	723	550663	General Fund	DPW - Engineering	Software License Updates	(3,000)	(3,000)	(10,000)	(13,000)	(13,000)	(14,859)
1001	43700	101	550671	General Fund	DPW - Engineering	Office Machine Service	-	40	-	(500)	-	(500)
1001	43700	722	550671	General Fund	DPW - Engineering	Office Machine Service	-	(74)	-	(500)	-	(500)
1001	43700	101	560620	General Fund	DPW - Engineering	Office Supplies	-	(533)	(383)	(300)	(332)	(300)
1001	43700	722	560620	General Fund	DPW - Engineering	Office Supplies	-	(360)	(450)	(450)	(450)	(450)
1001	43700	723	560620	General Fund	DPW - Engineering	Office Supplies	-	-	-	(450)	-	-
1001	43700	101	560631	General Fund	DPW - Engineering	Operational Supplies	-	-	-	(250)	(250)	(250)
1001	43700	101	560730	General Fund	DPW - Engineering	Reference Material	-	-	-	(180)	(180)	(150)
1001	43700	722	560631	General Fund	DPW - Engineering	Operational Supplies	(245)	-	-	-	-	-
1001	43700	723	560730	General Fund	DPW - Engineering	Reference Material	-	-	(505)	(1,050)	(1,050)	(400)
<b>SUB-TOTAL MATERIALS &amp; SUPPLIES</b>							<b>(7,628)</b>	<b>(7,420)</b>	<b>(17,552)</b>	<b>(18,550)</b>	<b>(19,182)</b>	<b>(19,279)</b>
1001	43700	101	570720	General Fund	DPW - Engineering	Computer Equipment	-	-	(1,104)	(145)	(60)	(300)
<b>TOTAL EXPENDITURES</b>							<b>(399,674)</b>	<b>(593,916)</b>	<b>(810,473)</b>	<b>(401,338)</b>	<b>(1,130,094)</b>	<b>(402,979)</b>

VILLAGE OF OAK PARK  
FISCAL YEAR 2017 BUDGET  
GENERAL FUND - PUBLIC WORKS ADMINISTRATION

<u>Fund</u>	<u>Dept</u>	<u>Program</u>	<u>Account</u>	<u>Description</u>	<u>Department</u>	<u>Description</u>	<u>2013</u> <u>Actual</u>	<u>2014</u> <u>Actual</u>	<u>2015</u> <u>Actual</u>	<u>2016</u> <u>Budget</u>	<u>2016</u> <u>Projected</u>	<u>2017</u> <u>Budget</u>
1001	43710	101	510501	General Fund	DPW - Administration	Regular Salaries	(322,778)	(365,421)	(368,376)	(384,556)	(371,500)	(389,903)
1001	43710	101	510503	General Fund	DPW - Administration	Overtime	(1,236)	(2,414)	(1,616)	(3,000)	(3,000)	(3,000)
SUB-TOTAL PERSONAL SERVICES							(324,014)	(367,835)	(369,992)	(387,556)	(374,500)	(392,903)
1001	43710	101	510506	General Fund	DPW - Administration	Equip Allow (Auto,Phone,Tools)	-	(490)	(505)	(345)	(458)	(458)
1001	43710	101	520520	General Fund	DPW - Administration	Life Insurance Expense	(249)	(270)	(343)	(315)	(475)	(558)
1001	43710	101	520521	General Fund	DPW - Administration	Health Insurance Expense	(86,598)	(102,195)	(114,490)	(113,549)	(120,662)	(113,306)
1001	43710	101	520522	General Fund	DPW - Administration	Social Security Expense	(16,862)	(19,460)	(19,205)	(24,028)	(21,957)	(24,174)
1001	43710	101	520523	General Fund	DPW - Administration	Medicare Expense	(4,284)	(4,824)	(4,853)	(5,620)	(5,135)	(5,654)
1001	43710	101	520527	General Fund	DPW - Administration	IMRF Contributions	(46,787)	(55,683)	(52,524)	(55,188)	(50,430)	(54,586)
SUB-TOTAL FRINGE BENEFITS							(154,780)	(182,923)	(191,921)	(199,045)	(199,117)	(198,736)
1001	43710	101	530650	General Fund	DPW - Administration	Conferences Training	(2,353)	(1,483)	(2,509)	(3,500)	(3,500)	(6,205)
1001	43710	710	530650	General Fund	DPW - Administration	Conferences Training	-	(456)	-	(1,200)	(1,200)	(1,000)
1001	43710	101	530667	General Fund	DPW - Administration	External Support	(4,209)	(4,920)	-	(5,000)	(2,000)	(2,500)
1001	43710	101	540690	General Fund	DPW - Administration	Telecommunication Charges	(1,070)	(952)	(691)	(1,500)	(1,500)	(1,400)
SUB-TOTAL CONTRACTUAL SERVICES							(7,631)	(7,811)	(3,200)	(11,200)	(8,200)	(11,105)
1001	43710	101	550601	General Fund	DPW - Administration	Printing	(470)	-	-	(200)	(200)	(150)
1001	43710	101	550602	General Fund	DPW - Administration	Membership Dues	(1,762)	(1,960)	(1,979)	(1,920)	(1,920)	(1,920)
1001	43710	710	550602	General Fund	DPW - Administration	Membership Dues	(395)	(450)	(450)	(400)	(699)	(699)
1001	43710	101	550603	General Fund	DPW - Administration	Postage	-	(34)	(52)	(500)	(200)	(400)
1001	43710	101	550605	General Fund	DPW - Administration	Travel & Mileage Reimbursement	(119)	-	-	-	-	-
1001	43710	101	550652	General Fund	DPW - Administration	Legal Postings and Doc. Fees	(273)	(112)	(420)	(2,000)	(1,500)	(1,500)
1001	43710	710	550652	General Fund	DPW - Administration	Legal Postings and Doc. Fees	-	-	(98)	-	-	-
1001	43710	101	550671	General Fund	DPW - Administration	Office Machine Service	(665)	-	(1,738)	(3,000)	(3,000)	(3,000)
1001	43710	101	560620	General Fund	DPW - Administration	Office Supplies	(3,576)	(3,803)	(3,851)	(4,000)	(4,000)	(4,000)
1001	43710	101	560625	General Fund	DPW - Administration	Clothing	-	-	-	(250)	(250)	(250)
1001	43710	101	560631	General Fund	DPW - Administration	Operational Supplies	(841)	(417)	(924)	(4,000)	(4,000)	(4,000)
1001	43710	710	560631	General Fund	DPW - Administration	Operational Supplies	(2,271)	(2,680)	(2,251)	(6,350)	(6,350)	(6,250)
1001	43710	731	560631	General Fund	DPW - Administration	Operational Supplies	(149)	-	-	-	-	-
1001	43710	776	560631	General Fund	DPW - Administration	Operational Supplies	-	(11)	-	-	-	-
1001	43710	101	560670	General Fund	DPW - Administration	Equipment Rental	(3,917)	(1,612)	-	-	-	-
SUB-TOTAL MATERIALS & SUPPLIES							(14,437)	(11,078)	(11,764)	(22,620)	(22,119)	(22,169)
TOTAL EXPENDITURES							(500,862)	(569,647)	(576,877)	(620,421)	(603,936)	(624,913)

VILLAGE OF OAK PARK  
FISCAL YEAR 2017 BUDGET  
GENERAL FUND - PUBLIC WORKS STREET LIGHTING

Fund	Dept	Program	Account	Description	Department	Description	2013	2014	2015	2016	2016	2017	
							Actual	Actual	Actual	Budget	Projected	Budget	
1001	43720	101	510501	General Fund	DPW - Street Lighting	Regular Salaries	(19,693)	(21,805)	(22,508)	(22,786)	(25,000)	(23,297)	
1001	43720	751	510501	General Fund	DPW - Street Lighting	Regular Salaries	(45,948)	(50,877)	(52,517)	(53,166)	(55,500)	(54,359)	
1001	43720	752	510501	General Fund	DPW - Street Lighting	Regular Salaries	(33,756)	(36,577)	(37,659)	(38,139)	(39,500)	(38,995)	
1001	43720	753	510501	General Fund	DPW - Street Lighting	Regular Salaries	(31,877)	(36,097)	(37,361)	(37,813)	(38,000)	(38,661)	
1001	43720	101	510503	General Fund	DPW - Street Lighting	Overtime	(2,302)	(1,816)	(2,062)	(12,000)	(12,000)	(12,000)	
1001	43720	751	510503	General Fund	DPW - Street Lighting	Overtime	(5,367)	(4,229)	(3,978)	-	-	-	
1001	43720	752	510503	General Fund	DPW - Street Lighting	Overtime	(4,286)	(2,953)	(3,877)	-	-	-	
1001	43720	753	510503	General Fund	DPW - Street Lighting	Overtime	(3,371)	(3,072)	(2,975)	-	-	-	
SUB-TOTAL PERSONAL SERVICES								(146,599)	(157,426)	(162,937)	(163,904)	(170,000)	(167,312)
1001	43720	101	510519	General Fund	DPW - Street Lighting	Vacation Time Payout	(350)	-	-	-	-	-	
1001	43720	751	510519	General Fund	DPW - Street Lighting	Vacation Time Payout	(817)	-	-	-	-	-	
1001	43720	752	510519	General Fund	DPW - Street Lighting	Vacation Time Payout	(467)	-	-	-	-	-	
1001	43720	753	510519	General Fund	DPW - Street Lighting	Vacation Time Payout	(700)	-	-	-	-	-	
1001	43720	101	520520	General Fund	DPW - Street Lighting	Life Insurance Expense	(11)	(6)	(15)	(14)	(25)	(28)	
1001	43720	751	520520	General Fund	DPW - Street Lighting	Life Insurance Expense	(26)	(15)	(35)	(32)	(59)	(65)	
1001	43720	752	520520	General Fund	DPW - Street Lighting	Life Insurance Expense	(19)	(12)	(25)	(23)	(42)	(47)	
1001	43720	753	520520	General Fund	DPW - Street Lighting	Life Insurance Expense	(18)	(8)	(25)	(23)	(42)	(47)	
1001	43720	101	520521	General Fund	DPW - Street Lighting	Health Insurance Expense	(5,004)	(3,141)	(4,922)	(5,970)	(7,228)	(5,970)	
1001	43720	751	520521	General Fund	DPW - Street Lighting	Health Insurance Expense	(11,675)	(7,328)	(11,484)	(13,929)	(16,865)	(14,975)	
1001	43720	752	520521	General Fund	DPW - Street Lighting	Health Insurance Expense	(8,707)	(6,281)	(8,532)	(9,587)	(11,605)	(9,301)	
1001	43720	753	520521	General Fund	DPW - Street Lighting	Health Insurance Expense	(7,972)	(4,188)	(7,874)	(10,312)	(12,488)	(10,494)	
1001	43720	101	520522	General Fund	DPW - Street Lighting	Social Security Expense	(1,317)	(1,428)	(1,433)	(2,157)	(1,428)	(1,444)	
1001	43720	751	520522	General Fund	DPW - Street Lighting	Social Security Expense	(3,072)	(3,331)	(3,298)	(3,296)	(3,331)	(3,370)	
1001	43720	752	520522	General Fund	DPW - Street Lighting	Social Security Expense	(2,265)	(2,403)	(2,422)	(2,365)	(2,424)	(2,418)	
1001	43720	753	520522	General Fund	DPW - Street Lighting	Social Security Expense	(2,123)	(2,355)	(2,354)	(2,344)	(2,334)	(2,397)	
1001	43720	101	520523	General Fund	DPW - Street Lighting	Medicare Expense	(308)	(334)	(335)	(504)	(334)	(338)	
1001	43720	751	520523	General Fund	DPW - Street Lighting	Medicare Expense	(718)	(779)	(771)	(771)	(779)	(788)	
1001	43720	752	520523	General Fund	DPW - Street Lighting	Medicare Expense	(530)	(562)	(566)	(553)	(567)	(565)	
1001	43720	753	520523	General Fund	DPW - Street Lighting	Medicare Expense	(496)	(551)	(551)	(548)	(546)	(561)	
1001	43720	101	520527	General Fund	DPW - Street Lighting	IMRF Contributions	(3,200)	(3,729)	(3,527)	(4,953)	(3,530)	(3,262)	
1001	43720	751	520527	General Fund	DPW - Street Lighting	IMRF Contributions	(7,466)	(8,699)	(8,112)	(7,571)	(8,235)	(7,610)	
1001	43720	752	520527	General Fund	DPW - Street Lighting	IMRF Contributions	(5,525)	(6,287)	(5,953)	(5,431)	(5,979)	(5,459)	
1001	43720	753	520527	General Fund	DPW - Street Lighting	IMRF Contributions	(5,138)	(6,136)	(5,800)	(5,385)	(5,783)	(5,412)	
SUB-TOTAL FRINGE BENEFITS								(67,924)	(57,572)	(68,034)	(75,768)	(83,624)	(74,550)
1001	43720	101	530650	General Fund	DPW - Street Lighting	Conferences Training	-	(1,170)	(1,425)	(1,000)	(1,000)	(1,500)	
1001	43720	751	530660	General Fund	DPW - Street Lighting	General Contractuals	(41,445)	(69,814)	(37,293)	(35,000)	(35,000)	(45,000)	
1001	43720	752	530660	General Fund	DPW - Street Lighting	General Contractuals	-	-	(3,551)	(10,000)	(10,000)	(10,000)	
1001	43720	714	540692	General Fund	DPW - Street Lighting	Electricity	(2,971)	-	-	-	-	-	
1001	43720	715	540692	General Fund	DPW - Street Lighting	Electricity	-	(18)	-	-	-	-	
1001	43720	751	540692	General Fund	DPW - Street Lighting	Electricity	(58,215)	(69,275)	(65,006)	(120,000)	(115,000)	(115,000)	
SUB-TOTAL CONTRACTUAL SERVICES								(102,630)	(140,277)	(107,274)	(166,000)	(161,000)	(171,500)
1001	43720	101	550602	General Fund	DPW - Street Lighting	Membership Dues	(40)	(160)	(375)	(200)	-	(200)	

VILLAGE OF OAK PARK  
FISCAL YEAR 2017 BUDGET  
GENERAL FUND - PUBLIC WORKS STREET LIGHTING

<u>Fund</u>	<u>Dept</u>	<u>Program</u>	<u>Account</u>	<u>Description</u>	<u>Department</u>	<u>Description</u>	<u>2013</u> <u>Actual</u>	<u>2014</u> <u>Actual</u>	<u>2015</u> <u>Actual</u>	<u>2016</u> <u>Budget</u>	<u>2016</u> <u>Projected</u>	<u>2017</u> <u>Budget</u>
1001	43720	101	550632	General Fund	DPW - Street Lighting	Laundry Service	(578)	(675)	(504)	(800)	(500)	(600)
1001	43720	753	550671	General Fund	DPW - Street Lighting	Office Machine Service	-	-	-	-	-	(3,000)
1001	43720	752	550673	General Fund	DPW - Street Lighting	Repairs	(50)	-	-	(1,000)	(500)	(750)
1001	43720	753	550673	General Fund	DPW - Street Lighting	Repairs	-	(290)	(374)	(1,000)	(500)	(750)
1001	43720	101	560625	General Fund	DPW - Street Lighting	Clothing	(270)	(428)	(551)	(500)	(500)	(500)
1001	43720	101	560631	General Fund	DPW - Street Lighting	Operational Supplies	-	(36)	-	-	-	-
1001	43720	751	560631	General Fund	DPW - Street Lighting	Operational Supplies	(233)	(322)	(189)	(1,000)	(1,000)	(750)
1001	43720	752	560631	General Fund	DPW - Street Lighting	Operational Supplies	(252)	(114)	(243)	(1,000)	(1,000)	(1,000)
1001	43720	753	560631	General Fund	DPW - Street Lighting	Operational Supplies	(249)	(652)	(619)	(1,000)	(700)	(750)
SUB-TOTAL MATERIALS & SUPPLIES							(1,671)	(2,677)	(2,855)	(6,500)	(4,700)	(8,300)
1001	43720	751	560633	General Fund	DPW - Street Lighting	Roadway Maintenance	(29,240)	(28,984)	(35,468)	(40,000)	(36,000)	(40,000)
1001	43720	752	560633	General Fund	DPW - Street Lighting	Roadway Maintenance	(2,844)	(4,775)	(5,783)	(10,000)	(10,000)	(10,000)
SUB-TOTAL CAPITAL OUTLAYS							(32,084)	(33,759)	(41,251)	(50,000)	(46,000)	(50,000)
TOTAL EXPENDITURES							(350,908)	(391,712)	(382,352)	(462,172)	(465,324)	(471,662)

VILLAGE OF OAK PARK  
FISCAL YEAR 2017 BUDGET  
GENERAL FUND - PUBLIC WORKS STREET SERVICES

<u>Fund</u>	<u>Dept</u>	<u>Program</u>	<u>Account</u>	<u>Description</u>	<u>Department</u>	<u>Description</u>	<u>2013</u> <u>Actual</u>	<u>2014</u> <u>Actual</u>	<u>2015</u> <u>Actual</u>	<u>2016</u> <u>Budget</u>	<u>2016</u> <u>Projected</u>	<u>2017</u> <u>Budget</u>
1001	43740	101	510501	General Fund	DPW - Street Services	Regular Salaries	(156,276)	(167,473)	(199,792)	(162,364)	(229,000)	(193,565)
1001	43740	761	510501	General Fund	DPW - Street Services	Regular Salaries	(163,416)	(170,163)	(173,672)	(202,726)	(170,000)	(211,991)
1001	43740	764	510501	General Fund	DPW - Street Services	Regular Salaries	-	-	-	-	-	(8,944)
1001	43740	765	510501	General Fund	DPW - Street Services	Regular Salaries	(49,029)	(49,191)	(51,114)	(60,818)	(45,500)	(63,597)
1001	43740	766	510501	General Fund	DPW - Street Services	Regular Salaries	(65,362)	(65,580)	(68,145)	(81,090)	(62,000)	(84,796)
1001	43740	101	510503	General Fund	DPW - Street Services	Overtime	-	414	(2,462)	-	-	-
1001	43740	761	510503	General Fund	DPW - Street Services	Overtime	(25,775)	(29,442)	(23,173)	(10,000)	(10,000)	(10,000)
1001	43740	764	510503	General Fund	DPW - Street Services	Overtime	-	-	27	-	-	-
1001	43740	765	510503	General Fund	DPW - Street Services	Overtime	(7,739)	(94,924)	(50,309)	(140,000)	(65,000)	(140,000)
1001	43740	766	510503	General Fund	DPW - Street Services	Overtime	(10,304)	(12,141)	(9,762)	-	-	-
1001	43740	101	510518	General Fund	DPW - Street Services	Seasonal Employees	-	-	-	(15,000)	(15,000)	(15,000)
SUB-TOTAL PERSONAL SERVICES							(477,900)	(588,500)	(578,401)	(671,998)	(596,500)	(727,894)
1001	43740	101	510506	General Fund	DPW - Street Services	Equip Allow (Auto,Phone,Tools)	-	(475)	(505)	(465)	-	-
1001	43740	761	510516	General Fund	DPW - Street Services	FD 7G Pay	1	-	-	-	-	-
1001	43740	765	510516	General Fund	DPW - Street Services	FD 7G Pay	(0)	-	-	-	-	-
1001	43740	766	510516	General Fund	DPW - Street Services	FD 7G Pay	(1)	-	-	-	-	-
1001	43740	761	520515	General Fund	DPW - Street Services	Health Insurance Opt Out	188	-	-	-	-	-
1001	43740	101	520520	General Fund	DPW - Street Services	Life Insurance Expense	(83)	(83)	(129)	(90)	(252)	(372)
1001	43740	761	520520	General Fund	DPW - Street Services	Life Insurance Expense	(125)	(125)	(152)	(158)	(252)	(326)
1001	43740	764	520520	General Fund	DPW - Street Services	Life Insurance Expense	(8)	-	(1)	-	-	(14)
1001	43740	765	520520	General Fund	DPW - Street Services	Life Insurance Expense	(37)	(37)	(46)	(47)	(76)	(98)
1001	43740	766	520520	General Fund	DPW - Street Services	Life Insurance Expense	(50)	(50)	(62)	(63)	(101)	(130)
1001	43740	101	520521	General Fund	DPW - Street Services	Health Insurance Expense	(21,038)	(21,843)	(29,972)	(24,540)	(39,721)	(24,477)
1001	43740	761	520521	General Fund	DPW - Street Services	Health Insurance Expense	(41,701)	(42,983)	(50,354)	(45,204)	(57,886)	(49,449)
1001	43740	764	520521	General Fund	DPW - Street Services	Health Insurance Expense	-	-	(765)	-	-	(8,259)
1001	43740	765	520521	General Fund	DPW - Street Services	Health Insurance Expense	(12,510)	(12,895)	(14,439)	(13,561)	(17,366)	(20,580)
1001	43740	766	520521	General Fund	DPW - Street Services	Health Insurance Expense	(16,680)	(17,193)	(20,010)	(18,081)	(23,154)	(24,687)
1001	43740	101	520522	General Fund	DPW - Street Services	Social Security Expense	(9,153)	(9,840)	(11,948)	(11,025)	(14,772)	(12,001)
1001	43740	761	520522	General Fund	DPW - Street Services	Social Security Expense	(11,113)	(11,709)	(11,540)	(13,189)	(11,289)	(13,143)
1001	43740	764	520522	General Fund	DPW - Street Services	Social Security Expense	-	-	-	-	-	(555)
1001	43740	765	520522	General Fund	DPW - Street Services	Social Security Expense	(3,338)	(3,420)	(3,425)	(11,521)	(3,387)	(3,943)
1001	43740	766	520522	General Fund	DPW - Street Services	Social Security Expense	(4,449)	(4,558)	(4,565)	(5,028)	(4,515)	(5,257)
1001	43740	101	520523	General Fund	DPW - Street Services	Medicare Expense	(2,141)	(2,301)	(2,794)	(2,579)	(3,455)	(2,807)
1001	43740	761	520523	General Fund	DPW - Street Services	Medicare Expense	(2,599)	(2,738)	(2,699)	(3,085)	(2,640)	(3,074)
1001	43740	764	520523	General Fund	DPW - Street Services	Medicare Expense	-	-	-	-	-	(130)
1001	43740	765	520523	General Fund	DPW - Street Services	Medicare Expense	(781)	(800)	(801)	(2,694)	(792)	(922)
1001	43740	766	520523	General Fund	DPW - Street Services	Medicare Expense	(1,041)	(1,066)	(1,068)	(1,176)	(1,056)	(1,230)
1001	43740	101	520527	General Fund	DPW - Street Services	IMRF Contributions	(22,566)	(24,821)	(27,937)	(23,187)	(35,564)	(25,052)
1001	43740	761	520527	General Fund	DPW - Street Services	IMRF Contributions	(27,292)	(29,350)	(27,682)	(30,292)	(27,498)	(29,679)
1001	43740	764	520527	General Fund	DPW - Street Services	IMRF Contributions	-	-	-	-	-	(1,252)
1001	43740	765	520527	General Fund	DPW - Street Services	IMRF Contributions	(8,197)	(8,865)	(8,222)	(26,460)	(8,250)	(8,904)
1001	43740	766	520527	General Fund	DPW - Street Services	IMRF Contributions	(10,926)	(11,817)	(10,960)	(11,547)	(10,998)	(11,872)
SUB-TOTAL FRINGE BENEFITS							(195,639)	(206,968)	(230,076)	(243,992)	(263,024)	(248,210)

VILLAGE OF OAK PARK  
FISCAL YEAR 2017 BUDGET  
GENERAL FUND - PUBLIC WORKS STREET SERVICES

<u>Fund</u>	<u>Dept</u>	<u>Program</u>	<u>Account</u>	<u>Description</u>	<u>Department</u>	<u>Description</u>	<u>2013</u> <u>Actual</u>	<u>2014</u> <u>Actual</u>	<u>2015</u> <u>Actual</u>	<u>2016</u> <u>Budget</u>	<u>2016</u> <u>Projected</u>	<u>2017</u> <u>Budget</u>
1001	43740	101	530650	General Fund	DPW - Street Services	Conferences Training	(1,523)	(988)	(808)	(5,400)	(2,900)	(4,500)
1001	43740	761	530660	General Fund	DPW - Street Services	General Contractuals	(280,924)	(218,894)	(233,914)	(390,000)	(370,000)	(380,000)
1001	43740	765	530660	General Fund	DPW - Street Services	General Contractuals	-	-	-	(5,000)	-	(5,000)
1001	43740	766	530660	General Fund	DPW - Street Services	General Contractuals	-	-	-	(5,000)	-	(5,000)
1001	43740	791	530660	General Fund	DPW - Street Services	General Contractuals	-	(20,940)	-	-	-	-
1001	43740	761	530667	General Fund	DPW - Street Services	External Support	(9,600)	(10,700)	(75)	(10,000)	-	(10,000)
1001	43740	765	530667	General Fund	DPW - Street Services	External Support	(18,616)	(25,705)	(30,689)	(65,000)	(30,000)	(65,000)
1001	43740	766	530667	General Fund	DPW - Street Services	External Support	-	(3,515)	-	-	-	-
SUB-TOTAL CONTRACTUAL SERVICES							(310,663)	(280,741)	(265,485)	(480,400)	(402,900)	(469,500)
1001	43740	714	540674	General Fund	DPW - Street Services	Property Repair	-	-	(253)	-	-	-
1001	43740	101	550632	General Fund	DPW - Street Services	Laundry Service	(2,213)	(2,645)	(1,517)	(3,600)	(1,700)	(3,000)
1001	43740	101	550671	General Fund	DPW - Street Services	Office Machine Service	-	(30)	-	-	-	-
1001	43740	761	550673	General Fund	DPW - Street Services	Repairs	-	(845)	(675)	(10,000)	(5,000)	(10,000)
1001	43740	101	560620	General Fund	DPW - Street Services	Office Supplies	(180)	-	(200)	(200)	(200)	(200)
1001	43740	101	560625	General Fund	DPW - Street Services	Clothing	(662)	(2,288)	(2,576)	(3,600)	(2,500)	(3,300)
1001	43740	711	560627	General Fund	DPW - Street Services	Building Materials	(9)	-	-	-	(275)	-
1001	43740	713	560627	General Fund	DPW - Street Services	Building Materials	(212)	-	-	-	(85)	-
1001	43740	101	560631	General Fund	DPW - Street Services	Operational Supplies	-	(38)	-	-	-	-
1001	43740	761	560631	General Fund	DPW - Street Services	Operational Supplies	(4,826)	(3,905)	(7,722)	(10,000)	(8,000)	(10,000)
1001	43740	765	560631	General Fund	DPW - Street Services	Operational Supplies	(988)	(1,300)	(1,706)	(2,000)	(1,500)	(2,000)
1001	43740	766	560631	General Fund	DPW - Street Services	Operational Supplies	(911)	(1,298)	(1,094)	(1,000)	(1,000)	(1,000)
1001	43740	791	560631	General Fund	DPW - Street Services	Operational Supplies	-	(143)	-	-	-	-
SUB-TOTAL MATERIALS & SUPPLIES							(10,001)	(12,492)	(15,743)	(30,400)	(20,260)	(29,500)
1001	43740	751	560633	General Fund	DPW - Street Services	Roadway Maintenance	(551)	-	-	-	-	-
1001	43740	761	560633	General Fund	DPW - Street Services	Roadway Maintenance	(16,619)	(30,948)	(39,828)	(64,000)	(37,000)	(64,000)
1001	43740	765	560633	General Fund	DPW - Street Services	Roadway Maintenance	(218,176)	(151,796)	(247,748)	(425,000)	(337,400)	(275,000)
1001	43740	766	560633	General Fund	DPW - Street Services	Roadway Maintenance	(600)	(43)	(12)	(4,000)	(600)	(4,000)
1001	43740	761	560634	General Fund	DPW - Street Services	Sign Replacement	(31,001)	(42,569)	(35,572)	(40,000)	(40,000)	(55,000)
1001	43740	766	560634	General Fund	DPW - Street Services	Sign Replacement	(549)	(1,187)	(591)	(2,000)	(2,000)	(2,000)
1001	43740	791	560634	General Fund	DPW - Street Services	Sign Replacement	-	(3,009)	-	-	-	-
SUB-TOTAL CAPITAL OUTLAYS							(267,496)	(229,552)	(323,751)	(535,000)	(417,000)	(400,000)
TOTAL EXPENDITURES							(1,261,700)	(1,318,254)	(1,413,456)	(1,961,790)	(1,699,684)	(1,875,104)

VILLAGE OF OAK PARK  
FISCAL YEAR 2017 BUDGET  
GENERAL FUND - PUBLIC WORKS BUILDING MAINTENANCE

Fund	Dept	Program	Account	Description	Department	Description	2013	2014	2015	2016	2016	2017
							Actual	Actual	Actual	Budget	Projected	Budget
1001	43790	101	510501	General Fund	DPW - Building Maintenance	Regular Salaries	(80,518)	(83,715)	(79,892)	(143,655)	(124,500)	(157,799)
1001	43790	101	510503	General Fund	DPW - Building Maintenance	Overtime	-	-	-	(2,000)	(2,000)	-
SUB-TOTAL PERSONAL SERVICES							(80,518)	(83,715)	(79,892)	(145,655)	(126,500)	(157,799)
1001	43790	101	520520	General Fund	DPW - Building Maintenance	Life Insurance Expense	(42)	(42)	(51)	(90)	(82)	(186)
1001	43790	101	520521	General Fund	DPW - Building Maintenance	Health Insurance Expense	(20,355)	(20,938)	(24,316)	(39,797)	(28,508)	(36,428)
1001	43790	101	520522	General Fund	DPW - Building Maintenance	Social Security Expense	(4,622)	(4,781)	(4,626)	(9,031)	(7,900)	(9,784)
1001	43790	101	520523	General Fund	DPW - Building Maintenance	Medicare Expense	(1,081)	(1,118)	(1,082)	(2,112)	(1,900)	(2,288)
1001	43790	101	520527	General Fund	DPW - Building Maintenance	IMRF Contributions	(11,627)	(12,662)	(11,602)	(20,741)	(18,750)	(22,092)
SUB-TOTAL FRINGE BENEFITS							(37,726)	(39,540)	(41,676)	(71,771)	(57,140)	(70,778)
1001	43790	101	530650	General Fund	DPW - Building Maintenance	Conferences Training	(60)	-	(1,059)	(2,000)	(1,700)	(3,000)
1001	43790	711	530660	General Fund	DPW - Building Maintenance	General Contractuals	(203,942)	(212,469)	(211,550)	(225,000)	(231,600)	(248,000)
1001	43790	712	530660	General Fund	DPW - Building Maintenance	General Contractuals	(38,895)	(39,516)	(41,954)	(45,000)	(36,600)	(45,000)
1001	43790	713	530660	General Fund	DPW - Building Maintenance	General Contractuals	(94,554)	(96,238)	(96,639)	(110,000)	(106,600)	(125,000)
1001	43790	714	530660	General Fund	DPW - Building Maintenance	General Contractuals	(15,849)	(18,274)	(22,719)	(20,000)	(16,600)	(22,000)
1001	43790	715	530660	General Fund	DPW - Building Maintenance	General Contractuals	(696)	-	(896)	-	-	-
1001	43790	717	530660	General Fund	DPW - Building Maintenance	General Contractuals	(14,058)	(13,242)	(12,484)	(20,000)	(13,600)	(20,000)
1001	43790	711	530667	General Fund	DPW - Building Maintenance	External Support	-	(99)	-	-	-	-
1001	43790	711	540674	General Fund	DPW - Building Maintenance	Property Repair	(31,558)	(35,729)	(28,340)	(30,000)	(23,600)	(37,000)
1001	43790	712	540674	General Fund	DPW - Building Maintenance	Property Repair	(2,736)	(452)	(4,886)	(5,000)	(18,600)	(7,000)
1001	43790	713	540674	General Fund	DPW - Building Maintenance	Property Repair	(28,785)	(45,143)	(36,546)	(30,000)	(13,600)	(37,000)
1001	43790	714	540674	General Fund	DPW - Building Maintenance	Property Repair	(6,179)	(9,267)	(23,558)	(3,000)	(23,600)	(7,000)
1001	43790	717	540674	General Fund	DPW - Building Maintenance	Property Repair	(2,739)	(240)	(454)	(2,000)	(5,600)	(2,000)
1001	43790	711	540691	General Fund	DPW - Building Maintenance	Water Charges	(33,393)	(36,083)	(29,728)	(16,000)	(28,000)	(17,200)
1001	43790	712	540691	General Fund	DPW - Building Maintenance	Water Charges	-	-	-	(4,000)	-	(5,300)
1001	43790	713	540691	General Fund	DPW - Building Maintenance	Water Charges	(3,055)	(4,182)	(3,407)	(10,000)	(3,600)	(6,300)
1001	43790	714	540691	General Fund	DPW - Building Maintenance	Water Charges	(4,219)	(4,791)	(5,776)	(4,000)	(3,500)	(5,300)
1001	43790	717	540691	General Fund	DPW - Building Maintenance	Water Charges	(158)	(218)	(363)	(1,000)	(500)	(1,500)
1001	43790	101	540692	General Fund	DPW - Building Maintenance	Electricity	-	-	(964)	-	-	-
1001	43790	713	540692	General Fund	DPW - Building Maintenance	Electricity	(116,534)	(214,332)	(134,552)	(135,000)	(135,000)	(135,000)
1001	43790	714	540692	General Fund	DPW - Building Maintenance	Electricity	(4,543)	(8,588)	(5,822)	(14,000)	(14,000)	(14,000)
1001	43790	717	540692	General Fund	DPW - Building Maintenance	Electricity	(347)	(459)	(723)	(1,000)	(1,000)	(1,000)
1001	43790	711	540693	General Fund	DPW - Building Maintenance	Natural Gas	-	-	-	(500)	-	-
1001	43790	712	540693	General Fund	DPW - Building Maintenance	Natural Gas	(107)	-	-	(500)	-	-
1001	43790	714	540693	General Fund	DPW - Building Maintenance	Natural Gas	-	-	-	(500)	-	-
1001	43790	717	540693	General Fund	DPW - Building Maintenance	Natural Gas	(411)	(693)	(568)	(500)	(600)	(500)
SUB-TOTAL CONTRACTUAL SERVICES							(602,821)	(740,013)	(662,988)	(679,000)	(677,900)	(739,100)
1001	43790	101	550603	General Fund	DPW - Building Maintenance	Postage	-	(20)	-	-	-	-
1001	43790	101	550632	General Fund	DPW - Building Maintenance	Laundry Service	-	-	-	(400)	-	-
1001	43790	101	560625	General Fund	DPW - Building Maintenance	Clothing	-	-	(73)	(400)	-	(400)
1001	43790	711	560627	General Fund	DPW - Building Maintenance	Building Materials	(26,534)	(44,180)	(33,893)	(37,500)	(37,500)	(38,500)
1001	43790	712	560627	General Fund	DPW - Building Maintenance	Building Materials	(2,122)	(5,218)	(3,133)	(2,500)	(2,500)	(2,500)
1001	43790	713	560627	General Fund	DPW - Building Maintenance	Building Materials	(12,441)	(28,333)	(17,667)	(15,000)	(20,000)	(20,000)
1001	43790	714	560627	General Fund	DPW - Building Maintenance	Building Materials	(3,567)	(5,472)	(3,276)	(4,000)	(4,000)	(3,000)
1001	43790	717	560627	General Fund	DPW - Building Maintenance	Building Materials	(409)	(1,071)	-	(1,000)	(1,000)	(1,000)
1001	43790	101	560631	General Fund	DPW - Building Maintenance	Operational Supplies	(15)	-	-	-	-	-
1001	43790	731	560644	General Fund	DPW - Building Maintenance	Lubricants	-	(118)	-	-	-	-
SUB-TOTAL MATERIALS & SUPPLIES							(45,087)	(84,412)	(58,042)	(60,800)	(65,000)	(65,400)
TOTAL EXPENDITURES							(766,152)	(947,680)	(842,598)	(957,226)	(926,540)	(1,033,077)



VILLAGE OF OAK PARK  
FISCAL YEAR 2017 BUDGET  
GENERAL FUND - PUBLIC WORKS FORESTRY

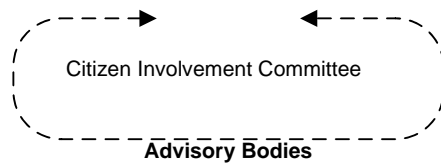
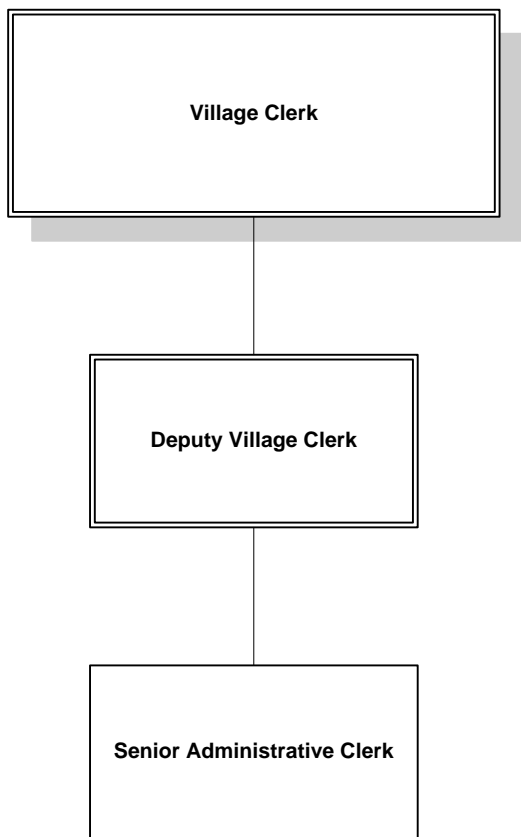
Fund	Dept	Program	Account	Description	Department	Description	2013	2014	2015	2016	2016	2017
							Actual	Actual	Actual	Budget	Projected	Budget
1001	43800	101	510501	General Fund	DPW - Forestry	Regular Salaries	(102,762)	(114,232)	(214,986)	(149,700)	(187,733)	(169,041)
1001	43800	741	510501	General Fund	DPW - Forestry	Regular Salaries	(226,475)	(163,954)	(165,566)	(225,908)	(160,606)	(217,022)
1001	43800	101	510503	General Fund	DPW - Forestry	Overtime	(1,039)	(5,451)	(2,953)	(5,000)	(5,000)	(5,000)
1001	43800	741	510503	General Fund	DPW - Forestry	Overtime	(14,516)	(2,331)	(4,341)	(20,000)	(20,000)	(20,000)
1001	43800	101	510518	General Fund	DPW - Forestry	Seasonal Employees	(11,580)	-	-	(22,500)	(15,000)	(15,000)
SUB-TOTAL PERSONAL SERVICES							(356,372)	(285,968)	(387,847)	(423,108)	(388,339)	(426,063)
1001	43800	101	510506	General Fund	DPW - Forestry	Equip Allow (Auto,Phone,Tools)	-	(205)	(368)	(465)	(967)	-
1001	43800	101	510519	General Fund	DPW - Forestry	Vacation Time Payout	(1,128)	(5,385)	-	-	-	-
1001	43800	741	510519	General Fund	DPW - Forestry	Vacation Time Payout	(2,220)	-	-	-	-	-
1001	43800	741	520515	General Fund	DPW - Forestry	Health Insurance Opt Out	(2,439)	-	-	-	-	-
1001	43800	101	520520	General Fund	DPW - Forestry	Life Insurance Expense	(43)	(97)	(151)	(90)	(252)	(465)
1001	43800	741	520520	General Fund	DPW - Forestry	Life Insurance Expense	(173)	(125)	(151)	(180)	(252)	(372)
1001	43800	101	520521	General Fund	DPW - Forestry	Health Insurance Expense	(16,453)	(16,596)	(53,253)	(44,013)	(65,948)	(44,074)
1001	43800	741	520521	General Fund	DPW - Forestry	Health Insurance Expense	(44,845)	(43,503)	(49,576)	(55,345)	(58,085)	(55,111)
1001	43800	101	520522	General Fund	DPW - Forestry	Social Security Expense	(6,233)	(7,471)	(12,502)	(11,015)	(10,618)	(10,481)
1001	43800	741	520522	General Fund	DPW - Forestry	Social Security Expense	(14,715)	(10,596)	(10,274)	(15,246)	(10,097)	(13,455)
1001	43800	101	520523	General Fund	DPW - Forestry	Medicare Expense	(1,458)	(1,747)	(2,924)	(2,576)	(2,483)	(2,451)
1001	43800	741	520523	General Fund	DPW - Forestry	Medicare Expense	(3,441)	(2,478)	(2,403)	(3,566)	(2,361)	(3,147)
1001	43800	101	520527	General Fund	DPW - Forestry	IMRF Contributions	(15,152)	(16,477)	(29,230)	(22,096)	(27,023)	(20,594)
1001	43800	741	520527	General Fund	DPW - Forestry	IMRF Contributions	(35,126)	(27,201)	(24,712)	(35,017)	(24,479)	(30,383)
SUB-TOTAL FRINGE BENEFITS							(143,425)	(131,881)	(185,545)	(189,609)	(202,565)	(180,533)
1001	43800	101	530650	General Fund	DPW - Forestry	Conferences Training	(368)	(1,510)	(1,965)	-	-	-
1001	43800	741	530650	General Fund	DPW - Forestry	Conferences Training	-	(625)	-	(5,025)	(4,525)	(6,425)
1001	43800	101	530660	General Fund	DPW - Forestry	General Contractuals	-	(588)	-	-	-	-
1001	43800	741	530660	General Fund	DPW - Forestry	General Contractuals	-	-	(6,027)	-	-	-
1001	43800	742	530660	General Fund	DPW - Forestry	General Contractuals	(231,840)	(224,975)	(204,278)	(315,000)	(315,000)	(328,000)
1001	43800	101	530667	General Fund	DPW - Forestry	External Support	(9,142)	(91,701)	(17,726)	(25,000)	(25,000)	(25,700)
1001	43800	741	530667	General Fund	DPW - Forestry	External Support	(599,543)	(519,219)	(491,406)	(790,000)	(725,000)	(790,000)
1001	43800	742	530667	General Fund	DPW - Forestry	External Support	-	-	(18,036)	-	-	-
SUB-TOTAL CONTRACTUAL SERVICES							(840,893)	(838,618)	(739,437)	(1,135,025)	(1,069,525)	(1,150,125)
1001	43800	101	540691	General Fund	DPW - Forestry	Water Charges	(2,502)	(12,960)	(7,744)	-	-	-
1001	43800	742	540691	General Fund	DPW - Forestry	Water Charges	-	-	-	(5,000)	(5,000)	(8,000)
1001	43800	101	550602	General Fund	DPW - Forestry	Membership Dues	(1,565)	(575)	(1,880)	(2,025)	(2,025)	(2,125)
1001	43800	101	550603	General Fund	DPW - Forestry	Postage	(369)	(17)	(98)	(200)	(267)	(600)
1001	43800	101	550605	General Fund	DPW - Forestry	Travel & Mileage Reimbursement	-	(12)	-	-	-	-
1001	43800	101	550632	General Fund	DPW - Forestry	Laundry Service	(1,778)	(1,512)	(1,241)	(2,000)	(1,500)	(2,000)
1001	43800	101	550652	General Fund	DPW - Forestry	Legal Postings and Doc. Fees	(77)	(294)	(112)	(600)	(480)	(600)
1001	43800	101	550663	General Fund	DPW - Forestry	Software License Updates	-	-	-	(375)	(375)	(375)
1001	43800	741	550673	General Fund	DPW - Forestry	Repairs	-	(120)	-	(1,000)	(1,000)	(1,000)
1001	43800	101	560625	General Fund	DPW - Forestry	Clothing	(236)	(1,590)	(664)	(1,500)	(1,500)	(1,500)
1001	43800	101	560631	General Fund	DPW - Forestry	Operational Supplies	(6,183)	(9,763)	(10,390)	(10,000)	(10,000)	(10,000)
1001	43800	742	560631	General Fund	DPW - Forestry	Operational Supplies	-	(1,287)	(818)	(1,200)	(1,200)	(2,000)
1001	43800	741	560670	General Fund	DPW - Forestry	Equipment Rental	-	(3,250)	-	(4,000)	(3,000)	(4,000)
1001	43800	101	570720	General Fund	DPW - Forestry	Computer Equipment	-	-	(536)	(500)	(500)	-
SUB-TOTAL MATERIALS & SUPPLIES							(12,710)	(31,380)	(23,483)	(28,400)	(26,847)	(32,200)
TOTAL EXPENDITURES							(1,353,400)	(1,287,846)	(1,336,312)	(1,776,142)	(1,687,276)	(1,788,921)

VILLAGE OF OAK PARK  
FISCAL YEAR 2017 BUDGET  
GENERAL FUND - PUBLIC WORKS FLEET OPERATIONS

<u>Fund</u>	<u>Dept</u>	<u>Program</u>	<u>Account</u>	<u>Description</u>	<u>Department</u>	<u>Description</u>	<u>2013</u> <u>Actual</u>	<u>2014</u> <u>Actual</u>	<u>2015</u> <u>Actual</u>	<u>2016</u> <u>Budget</u>	<u>2016</u> <u>Projected</u>	<u>2017</u> <u>Budget</u>
1001	43900	101	510501	General Fund	DPW - Fleet Operations	Regular Salaries	(277,003)	(255,020)	(282,380)	(165,922)	(300,000)	(235,280)
1001	43900	731	510501	General Fund	DPW - Fleet Operations	Regular Salaries	(54,512)	(56,267)	(58,696)	(74,065)	(67,000)	(66,790)
1001	43900	732	510501	General Fund	DPW - Fleet Operations	Regular Salaries	(92,011)	(94,970)	(99,064)	(124,985)	(106,000)	(112,709)
1001	43900	733	510501	General Fund	DPW - Fleet Operations	Regular Salaries	(126,080)	(122,279)	(105,083)	(171,276)	(110,500)	(154,453)
1001	43900	734	510501	General Fund	DPW - Fleet Operations	Regular Salaries	(68,096)	(70,295)	(73,341)	(92,581)	(82,000)	(98,113)
1001	43900	101	510503	General Fund	DPW - Fleet Operations	Overtime	(14,351)	(19,697)	(5,139)	(15,000)	(6,120)	(15,000)
1001	43900	731	510503	General Fund	DPW - Fleet Operations	Overtime	(3,845)	871	(761)	-	(1,426)	-
1001	43900	732	510503	General Fund	DPW - Fleet Operations	Overtime	(6,490)	1,465	(1,117)	-	(2,409)	-
1001	43900	733	510503	General Fund	DPW - Fleet Operations	Overtime	(8,894)	2,233	(2,218)	-	(2,876)	-
1001	43900	734	510503	General Fund	DPW - Fleet Operations	Overtime	(4,802)	1,100	(953)	-	(1,780)	-
1001	43900	101	510518	General Fund	DPW - Fleet Operations	Seasonal Employees	-	-	-	(15,000)	(15,000)	(15,000)
SUB-TOTAL PERSONAL SERVICES							(656,084)	(612,860)	(628,752)	(658,829)	(695,111)	(697,345)
1001	43900	101	510506	General Fund	DPW - Fleet Operations	Equip Allow (Auto,Phone,Tools)	(1,800)	(1,941)	(2,247)	(600)	(458)	(458)
1001	43900	731	510506	General Fund	DPW - Fleet Operations	Equip Allow (Auto,Phone,Tools)	(384)	(481)	(288)	(576)	-	-
1001	43900	732	510506	General Fund	DPW - Fleet Operations	Equip Allow (Auto,Phone,Tools)	(648)	(648)	(486)	(972)	-	-
1001	43900	733	510506	General Fund	DPW - Fleet Operations	Equip Allow (Auto,Phone,Tools)	(888)	(888)	(666)	(1,332)	-	-
1001	43900	734	510506	General Fund	DPW - Fleet Operations	Equip Allow (Auto,Phone,Tools)	(480)	(480)	(360)	(720)	-	-
1001	43900	101	510519	General Fund	DPW - Fleet Operations	Vacation Time Payout	-	(4,382)	-	-	-	-
1001	43900	101	520520	General Fund	DPW - Fleet Operations	Life Insurance Expense	(166)	(147)	(198)	(90)	(367)	(279)
1001	43900	731	520520	General Fund	DPW - Fleet Operations	Life Insurance Expense	(40)	(40)	(48)	(58)	(81)	(104)
1001	43900	732	520520	General Fund	DPW - Fleet Operations	Life Insurance Expense	(68)	(67)	(82)	(97)	(136)	(176)
1001	43900	733	520520	General Fund	DPW - Fleet Operations	Life Insurance Expense	(92)	(92)	(94)	(133)	(156)	(241)
1001	43900	734	520520	General Fund	DPW - Fleet Operations	Life Insurance Expense	(50)	(50)	(61)	(72)	(101)	(316)
1001	43900	101	520521	General Fund	DPW - Fleet Operations	Health Insurance Expense	(61,219)	(52,685)	(57,161)	(36,887)	(85,726)	(34,533)
1001	43900	731	520521	General Fund	DPW - Fleet Operations	Health Insurance Expense	(15,063)	(15,570)	(17,917)	(20,059)	(20,991)	(40,625)
1001	43900	732	520521	General Fund	DPW - Fleet Operations	Health Insurance Expense	(25,419)	(26,274)	(30,234)	(33,849)	(35,422)	(50,752)
1001	43900	733	520521	General Fund	DPW - Fleet Operations	Health Insurance Expense	(34,833)	(36,005)	(38,076)	(46,385)	(41,261)	(59,958)
1001	43900	734	520521	General Fund	DPW - Fleet Operations	Health Insurance Expense	(18,829)	(19,462)	(22,396)	(25,073)	(26,239)	(44,308)
1001	43900	101	520522	General Fund	DPW - Fleet Operations	Social Security Expense	(17,296)	(16,189)	(17,109)	(12,184)	(19,424)	(14,587)
1001	43900	731	520522	General Fund	DPW - Fleet Operations	Social Security Expense	(3,343)	(3,552)	(3,480)	(4,628)	(3,502)	(4,141)
1001	43900	732	520522	General Fund	DPW - Fleet Operations	Social Security Expense	(5,643)	(5,986)	(5,873)	(7,809)	(5,910)	(6,988)
1001	43900	733	520522	General Fund	DPW - Fleet Operations	Social Security Expense	(7,733)	(7,747)	(6,317)	(10,702)	(6,237)	(9,576)
1001	43900	734	520522	General Fund	DPW - Fleet Operations	Social Security Expense	(4,176)	(4,431)	(4,348)	(5,785)	(4,374)	(6,083)
1001	43900	101	520523	General Fund	DPW - Fleet Operations	Medicare Expense	(4,045)	(3,786)	(4,001)	(2,850)	(4,543)	(3,412)
1001	43900	731	520523	General Fund	DPW - Fleet Operations	Medicare Expense	(782)	(831)	(814)	(1,082)	(819)	(968)
1001	43900	732	520523	General Fund	DPW - Fleet Operations	Medicare Expense	(1,320)	(1,400)	(1,374)	(1,826)	(1,382)	(1,634)
1001	43900	733	520523	General Fund	DPW - Fleet Operations	Medicare Expense	(1,808)	(1,812)	(1,477)	(2,503)	(1,459)	(2,240)
1001	43900	734	520523	General Fund	DPW - Fleet Operations	Medicare Expense	(977)	(1,036)	(1,017)	(1,353)	(1,023)	(1,423)
1001	43900	101	520527	General Fund	DPW - Fleet Operations	IMRF Contributions	(42,331)	(42,445)	(41,692)	(27,985)	(45,492)	(32,939)
1001	43900	731	520527	General Fund	DPW - Fleet Operations	IMRF Contributions	(8,482)	(9,359)	(8,689)	(10,629)	(9,076)	(9,351)
1001	43900	732	520527	General Fund	DPW - Fleet Operations	IMRF Contributions	(14,317)	(15,773)	(14,665)	(17,936)	(15,320)	(15,779)
1001	43900	733	520527	General Fund	DPW - Fleet Operations	IMRF Contributions	(19,618)	(20,405)	(15,805)	(24,579)	(16,282)	(21,623)
1001	43900	734	520527	General Fund	DPW - Fleet Operations	IMRF Contributions	(10,596)	(11,674)	(10,856)	(13,287)	(11,337)	(13,736)
SUB-TOTAL FRINGE BENEFITS							(302,447)	(305,636)	(307,830)	(312,041)	(357,118)	(376,230)
1001	43900	101	530650	General Fund	DPW - Fleet Operations	Conferences Training	(1,443)	(2,614)	(7,764)	(11,600)	(11,600)	(11,620)
1001	43900	733	530650	General Fund	DPW - Fleet Operations	Conferences Training	(50)	-	-	-	-	-
1001	43900	742	530660	General Fund	DPW - Fleet Operations	General Contractuals	-	(2,978)	-	-	-	-
1001	43900	731	530664	General Fund	DPW - Fleet Operations	Dental Sealant Services	(185)	-	-	-	-	-

VILLAGE OF OAK PARK  
FISCAL YEAR 2017 BUDGET  
GENERAL FUND - PUBLIC WORKS FLEET OPERATIONS

<u>Fund</u>	<u>Dept</u>	<u>Program</u>	<u>Account</u>	<u>Description</u>	<u>Department</u>	<u>Description</u>	<u>2013</u> <u>Actual</u>	<u>2014</u> <u>Actual</u>	<u>2015</u> <u>Actual</u>	<u>2016</u> <u>Budget</u>	<u>2016</u> <u>Projected</u>	<u>2017</u> <u>Budget</u>
1001	43900	101	530667	General Fund	DPW - Fleet Operations	External Support	-	(405)	-	(6,800)	(6,800)	(1,500)
1001	43900	731	530667	General Fund	DPW - Fleet Operations	External Support	(12,800)	(7,387)	(9,481)	(36,000)	(10,000)	(11,935)
1001	43900	732	530667	General Fund	DPW - Fleet Operations	External Support	(31,643)	(29,382)	(24,213)	(36,000)	(50,000)	(43,400)
1001	43900	733	530667	General Fund	DPW - Fleet Operations	External Support	(29,682)	(46,675)	(33,625)	(47,000)	(50,000)	(43,400)
1001	43900	734	530667	General Fund	DPW - Fleet Operations	External Support	(5,478)	(9,336)	(6,852)	(11,000)	(6,000)	(9,765)
SUB-TOTAL CONTRACTUAL SERVICES							(81,282)	(98,776)	(81,934)	(148,400)	(134,400)	(121,620)
1001	43900	733	540693	General Fund	DPW - Fleet Operations	Natural Gas	(1,082)	-	-	(1,000)	-	(1,000)
1001	43900	734	540693	General Fund	DPW - Fleet Operations	Natural Gas	(767)	-	-	(1,000)	-	(1,000)
1001	43900	101	550601	General Fund	DPW - Fleet Operations	Printing	-	(83)	-	(100)	-	(100)
1001	43900	101	550602	General Fund	DPW - Fleet Operations	Membership Dues	(2,039)	(1,403)	(449)	(2,728)	(2,728)	(3,268)
1001	43900	101	550603	General Fund	DPW - Fleet Operations	Postage	(1,078)	(926)	(691)	(1,100)	(900)	(1,100)
1001	43900	101	550605	General Fund	DPW - Fleet Operations	Travel & Mileage Reimbursement	(7)	(8)	(21)	(100)	(30)	(100)
1001	43900	733	550605	General Fund	DPW - Fleet Operations	Travel & Mileage Reimbursement	-	-	(36)	-	-	-
1001	43900	101	550632	General Fund	DPW - Fleet Operations	Laundry Service	(3,519)	(3,818)	(3,463)	(3,600)	(3,500)	(3,600)
1001	43900	101	550652	General Fund	DPW - Fleet Operations	Legal Postings and Doc. Fees	(91)	-	(224)	(300)	-	(300)
1001	43900	101	550671	General Fund	DPW - Fleet Operations	Office Machine Service	(515)	(521)	(713)	(1,000)	-	(1,200)
1001	43900	733	560616	General Fund	DPW - Fleet Operations	Toner Cartridges	-	-	(411)	-	-	-
1001	43900	101	560620	General Fund	DPW - Fleet Operations	Office Supplies	(1,163)	(1,119)	(460)	(1,500)	(1,500)	(1,500)
1001	43900	101	560625	General Fund	DPW - Fleet Operations	Clothing	(753)	(1,637)	(1,143)	(1,500)	(1,200)	(1,500)
1001	43900	101	560631	General Fund	DPW - Fleet Operations	Operational Supplies	(10,300)	(15,312)	(11,912)	(34,000)	(14,000)	(20,000)
1001	43900	731	560631	General Fund	DPW - Fleet Operations	Operational Supplies	(10)	-	-	-	-	-
1001	43900	732	560631	General Fund	DPW - Fleet Operations	Operational Supplies	(10)	-	(346)	-	-	-
1001	43900	733	560631	General Fund	DPW - Fleet Operations	Operational Supplies	(104)	(2)	-	-	-	-
1001	43900	734	560631	General Fund	DPW - Fleet Operations	Operational Supplies	(10)	-	-	-	-	-
1001	43900	101	560636	General Fund	DPW - Fleet Operations	Fuel	(45)	-	-	-	-	-
1001	43900	731	560636	General Fund	DPW - Fleet Operations	Fuel	(61,293)	(49,879)	(18,900)	(45,000)	(25,000)	(47,500)
1001	43900	732	560636	General Fund	DPW - Fleet Operations	Fuel	(241,385)	(237,646)	(151,512)	(265,000)	(95,000)	(237,500)
1001	43900	733	560636	General Fund	DPW - Fleet Operations	Fuel	(101,211)	(87,789)	(57,836)	(100,000)	(55,000)	(95,000)
1001	43900	734	560636	General Fund	DPW - Fleet Operations	Fuel	(90,341)	(82,885)	(56,170)	(100,000)	(50,000)	(95,000)
1001	43900	101	560637	General Fund	DPW - Fleet Operations	Vehicle Equipment Parts	(45)	(52)	(220)	-	-	-
1001	43900	731	560637	General Fund	DPW - Fleet Operations	Vehicle Equipment Parts	(24,127)	(25,290)	(26,700)	(18,000)	(17,000)	(20,000)
1001	43900	732	560637	General Fund	DPW - Fleet Operations	Vehicle Equipment Parts	(49,045)	(60,259)	(62,708)	(72,000)	(70,000)	(80,000)
1001	43900	733	560637	General Fund	DPW - Fleet Operations	Vehicle Equipment Parts	(84,412)	(82,992)	(78,735)	(72,000)	(72,000)	(80,000)
1001	43900	734	560637	General Fund	DPW - Fleet Operations	Vehicle Equipment Parts	(19,650)	(19,212)	(21,588)	(18,000)	(19,488)	(20,000)
1001	43900	731	560644	General Fund	DPW - Fleet Operations	Lubricants	(4,943)	(3,564)	(4,190)	(4,500)	(2,500)	(4,500)
1001	43900	732	560644	General Fund	DPW - Fleet Operations	Lubricants	(3,230)	(3,741)	(2,097)	(4,500)	(2,500)	(4,500)
1001	43900	733	560644	General Fund	DPW - Fleet Operations	Lubricants	(3,094)	(3,797)	(2,151)	(4,500)	(2,000)	(4,500)
1001	43900	734	560644	General Fund	DPW - Fleet Operations	Lubricants	(3,010)	(3,648)	(2,218)	(4,500)	(2,000)	(4,500)
1001	43900	101	570720	General Fund	DPW - Fleet Operations	Computer Equipment	-	-	-	(1,640)	(1,640)	(1,000)
SUB-TOTAL MATERIALS & SUPPLIES							(707,277)	(685,582)	(504,895)	(757,568)	(437,986)	(728,668)
TOTAL EXPENDITURES							(1,747,090)	(1,702,854)	(1,523,411)	(1,876,838)	(1,624,615)	(1,923,863)



## **Village Clerk's Office**

### **Executive Overview**

#### **Departmental Summary**

The Office of the Village Clerk records the proceedings of all Village Board meetings, including committee and special meetings; maintains all official records of the Village Board (including minutes and ordinances), certifications and the Village seal; and monitors Village compliance with the Open Meetings Act and Freedom of Information Act. The office also serves as the local election authority and registrar for voters.

The statutory requirements of the Village Clerk include:

- Serving as the keeper of the Village Board of Trustee's permanent records, including minutes, ordinances, resolutions, proclamations and contracts

Under the Village Code, Oak Park has also locally designated the Village Clerk as:

- Serving as the Chair of Special Events Team
- Issuing permits and various licenses
- Serving as the liaison for the Village's Citizen Involvement Commission (CIC)

The customary duties of the Village Clerk include:

- Compliance with Local Records Act and
- Coordinating FOIA responses
- Serving as the local elections official (also for Parks & Library) and voter registration.

#### **2016 Accomplishments**

- **Village Board Captioning And Transcription Services** – This year the Village Clerk's office converted to a new and more reliable captioning and transcription service which has also provided more flexibility in scheduling (to avoid paying for extra hours not used). The key benefit has been reduction in costs for this service. In addition, we were able to provide captioning and transcription services for a meeting of the Plan Commission to assist a resident who requested this due to a disability.
- **Special Events** – Reviewing the proliferation of requests by new organizations for races and the challenges and parking and public safety issues presented by such events, it has become clear that the Village needs to provide specific parameters for races in the Village. Through polling of other Chicago suburban communities which face similar challenges and recommendations from the departments which support special events through the Special Events Team, a proposal is being developed to set limits on the dates/times/location and arrangements for races to avoid the problems raised by recent race events. The Clerk's office offered to work with the Legal Department to determine whether these changes require ordinance amendments or will be considered administrative issues. For those events which do not meet specifications, alternatives such as bike rides and walks to highlight specific areas have been proposed as alternatives. These changes can reserve Village staff resources for races that fit the schedule of events and construction in Oak Park. This

proposal was prepared last year but the Village Clerk's office was advised by the Manager in the summer of 2015 that any changes to the Code would need to await hiring of an assistant Village Attorney. Now that the Assistant Attorney has been hired, the Clerk has been advised that this will be handled by outside counsel and subject to budget approval.

- **Advisory Boards and Commissions** – The process for appointment of members of boards and commissions has been streamlined to advise applicants of openings and allow them to make an informed decision about commission service before the interview and recommendation to the Board. At mid-year there were candidates for 30 (virtually all) upcoming vacancies for the rest of the year, who will be scheduled for Board approval as future vacancies become available. A standard policy has been developed to recognize outgoing commissioners who have served at least one full three-year term upon their departure from commission service with a letter from the Village President and a certificate recognizing their service. For those who depart earlier the commission has the option of sending a note of thanks from the commission chair and staff liaison.

## 2017 Work Plan

- **Advisory Boards and Commissions** – Known vacancies for 2017 (due to retirements) have already been identified, and current waiting list candidates who do not have a commission vacancy available will be informed as these vacancies are confirmed or additional vacancies due to resignations develop.
- **Special Events** – New proposals for handling race applications could be fully implemented in the 2017 special events season if processed by the legal department this year.
- **FOIA Automation** – The Village Manager's office has advised the Clerk's office that any implementation must await implementation of the Village ERP, and if this module is available in the selected product.

VILLAGE OF OAK PARK  
FISCAL YEAR 2017 BUDGET  
GENERAL FUND - VILLAGE CLERK'S OFFICE

<u>Fund</u>	<u>Dept</u>	<u>Program</u>	<u>Account</u>	<u>Description</u>	<u>Department</u>	<u>Description</u>	<u>2013</u> <u>Actual</u>	<u>2014</u> <u>Actual</u>	<u>2015</u> <u>Actual</u>	<u>2016</u> <u>Budget</u>	<u>2016</u> <u>Projected</u>	<u>2017</u> <u>Budget</u>
1001	41100	101	510501	General Fund	Village Clerk's Office (VCO)	Regular Salaries	(254,022)	(171,126)	(172,456)	(176,357)	(173,868)	(175,360)
1001	41100	101	510503	General Fund	Village Clerk's Office (VCO)	Overtime	(780)	(7)	-	-	(18)	(20)
SUB-TOTAL PERSONAL SERVICES							(254,801)	(171,133)	(172,456)	(176,357)	(173,886)	(175,380)
1001	41100	101	520520	General Fund	Village Clerk's Office (VCO)	Life Insurance Expense	(289)	(208)	(164)	(180)	(223)	(279)
1001	41100	101	520521	General Fund	Village Clerk's Office (VCO)	Health Insurance Expense	(57,407)	(33,822)	(30,742)	(29,743)	(44,174)	(29,649)
1001	41100	101	520522	General Fund	Village Clerk's Office (VCO)	Social Security Expense	(14,972)	(9,971)	(10,261)	(10,934)	(10,335)	(10,872)
1001	41100	101	520523	General Fund	Village Clerk's Office (VCO)	Medicare Expense	(3,501)	(2,332)	(2,400)	(2,557)	(2,398)	(2,543)
1001	41100	101	520527	General Fund	Village Clerk's Office (VCO)	IMRF Contributions	(36,794)	(25,689)	(24,437)	(25,113)	(24,739)	(24,550)
1001	41100	101	530642	General Fund	Village Clerk's Office (VCO)	Background Check	(473)	-	-	-	-	-
SUB-TOTAL FRINGE BENEFITS							(113,435)	(72,021)	(68,003)	(68,527)	(81,869)	(67,893)
1001	41100	101	530650	General Fund	Village Clerk's Office (VCO)	Conferences Training	(571)	(1,003)	(701)	(930)	(900)	(1,550)
1001	41100	101	530662	General Fund	Village Clerk's Office (VCO)	Boards Commissions Support	-	-	(92)	-	-	-
1001	41100	101	530667	General Fund	Village Clerk's Office (VCO)	External Support	(18,939)	(16,926)	(22,452)	(30,000)	(18,000)	(20,000)
SUB-TOTAL CONTRACTUAL SERVICES							(19,510)	(17,929)	(23,245)	(30,930)	(18,900)	(21,550)
1001	41100	101	550601	General Fund	Village Clerk's Office (VCO)	Printing	(83)	-	(41)	(200)	(50)	(50)
1001	41100	101	550602	General Fund	Village Clerk's Office (VCO)	Membership Dues	(340)	(265)	(180)	(325)	(325)	(325)
1001	41100	101	550603	General Fund	Village Clerk's Office (VCO)	Postage	(1,574)	(249)	(269)	(185)	(170)	(175)
1001	41100	101	550604	General Fund	Village Clerk's Office (VCO)	Freight & Shipping Expense	-	(23)	-	-	-	-
1001	41100	101	550605	General Fund	Village Clerk's Office (VCO)	Travel & Mileage Reimbursement	(431)	(942)	(423)	(1,000)	(750)	(2,000)
1001	41100	101	550652	General Fund	Village Clerk's Office (VCO)	Legal Postings and Doc. Fees	(332)	(163)	(33)	(350)	(220)	(250)
1001	41100	101	550666	General Fund	Village Clerk's Office (VCO)	Public Information Promotions	(379)	(144)	-	(400)	-	-
1001	41100	101	550671	General Fund	Village Clerk's Office (VCO)	Office Machine Service	-	-	-	(200)	-	-
1001	41100	101	560620	General Fund	Village Clerk's Office (VCO)	Office Supplies	(1,919)	(463)	(922)	(930)	(500)	(500)
1001	41100	113	560631	General Fund	Village Clerk's Office (VCO)	Operational Supplies	(78)	-	-	-	-	-
1001	41100	101	560638	General Fund	Village Clerk's Office (VCO)	Special Events	(308)	-	-	-	-	-
SUB-TOTAL MATERIALS & SUPPLIES							(5,445)	(2,248)	(1,869)	(3,590)	(2,015)	(3,300)
1001	41100	101	570720	General Fund	Village Clerk's Office (VCO)	Computer Equipment	(178)	-	-	-	-	-
TOTAL EXPENDITURES							(393,369)	(263,331)	(265,573)	(279,404)	(276,670)	(268,123)

## **Village President and Board of Trustees**

Pursuant to §2-2-4 of the Municipal Code the Village President and Board of Trustees via their legislative authority established under state law are elected by the citizens of Oak Park to establish the policies related to the operation of the Village Government. The Village President and Board of Trustees are responsible for the selection and employment of the Village Manager and annually establish the goals and vision for the organization and authorize the annual budget/appropriations document to support the implementation of these goals.



VILLAGE OF OAK PARK  
FISCAL YEAR 2017 BUDGET  
GENERAL FUND - BOARD OF TRUSTEES

<u>Fund</u>	<u>Dept</u>	<u>Program</u>	<u>Account</u>	<u>Description</u>	<u>Department</u>	<u>Description</u>	<u>2013</u> <u>Actual</u>	<u>2014</u> <u>Actual</u>	<u>2015</u> <u>Actual</u>	<u>2016</u> <u>Budget</u>	<u>2016</u> <u>Projected</u>	<u>2017</u> <u>Budget</u>
1001	41010	101	510501	General Fund	Board of Trustees	Regular Salaries	(54,467)	(54,398)	(53,646)	(54,000)	(54,000)	(91,800)
1001	41010	101	520520	General Fund	Board of Trustees	Life Insurance Expense	-	-	(23)	(315)	-	(651)
1001	41010	101	520522	General Fund	Board of Trustees	Social Security Expense	(3,362)	(3,342)	(3,357)	(3,344)	(3,386)	(5,692)
1001	41010	101	520523	General Fund	Board of Trustees	Medicare Expense	(786)	(782)	(785)	(787)	(792)	(1,331)
SUB-TOTAL FRINGE BENEFITS							(4,148)	(4,123)	(4,165)	(4,446)	(4,178)	(7,674)
1001	41010	101	530650	General Fund	Board of Trustees	Conferences Training	(5,200)	(4,729)	(3,320)	(7,000)	(6,500)	(7,000)
1001	41010	141	530650	General Fund	Board of Trustees	Conferences Training	(382)	-	(1,276)	-	-	-
1001	41010	142	530650	General Fund	Board of Trustees	Conferences Training	-	(149)	-	-	-	-
1001	41010	101	530656	General Fund	Board of Trustees	Grant Contractuals	-	-	-	(1,060)	-	-
1001	41010	101	530667	General Fund	Board of Trustees	External Support	-	(50)	-	-	(1,000)	(1,000)
SUB-TOTAL CONTRACTUAL SERVICES							(5,582)	(4,928)	(4,595)	(8,060)	(7,500)	(8,000)
1001	41010	101	550601	General Fund	Board of Trustees	Printing	(83)	(221)	(332)	(300)	(300)	(500)
1001	41010	101	550602	General Fund	Board of Trustees	Membership Dues	(2,816)	(8,633)	(9,967)	(9,967)	(9,967)	(10,000)
1001	41010	101	550603	General Fund	Board of Trustees	Postage	(28)	-	(3)	(300)	(50)	(250)
1001	41010	101	550605	General Fund	Board of Trustees	Travel & Mileage Reimbursement	-	-	-	(100)	(100)	(100)
1001	41010	101	550606	General Fund	Board of Trustees	Books & Subscriptions	-	(204)	-	(200)	(500)	(500)
1001	41010	101	550656	General Fund	Board of Trustees	Miscellaneous Expense	-	(560)	-	-	-	(250)
1001	41010	101	560620	General Fund	Board of Trustees	Office Supplies	(1,035)	(244)	(347)	(1,250)	(1,000)	(1,250)
1001	41010	101	560631	General Fund	Board of Trustees	Operational Supplies	-	-	(50)	(2,000)	(2,000)	(2,000)
1001	41010	101	560637	General Fund	Board of Trustees	Operational Supplies	-	-	(523)	(2,000)	(2,000)	(2,000)
1001	41010	101	560638	General Fund	Board of Trustees	Special Events	(3,238)	(2,432)	(2,622)	(2,000)	(2,000)	(2,000)
SUB-TOTAL MATERIALS & SUPPLIES							(7,199)	(12,294)	(13,843)	(18,117)	(17,917)	(18,850)
TOTAL EXPENDITURES							(71,396)	(75,743)	(76,250)	(84,623)	(83,595)	(126,324)

## **Special Revenue Funds**

Special Revenue Funds are isolated from the general operations of the Village. These funds are for the financial management of Village services funded by revenues that have been earmarked for specific purposes. While the use of such revenues is sometimes guided by state and federal requirements, they can also be guided by policy directives from the Village Board of Trustees.

The Village maintains the following Special Revenue Funds:

- Community Development Block Grant (CDBG)
- Community Development Block Grant Revolving Loan Fund
- Downtown Oak Park Tax Increment Financing District Fund
- Earth Fest Fund
- Enhanced 911 Fund
- Farmer's Market
- Federal Recovered Drug Asset Forfeiture (RICO) Fund
- Foreign Fire Insurance Fund
- Harlem/Garfield Tax Increment Financing District Fund
- Madison Street Tax Increment Financing District Fund
- Motor Fuel Tax Fund
- Special Services Area (SSA) #1
- Special Services Area (SSA) #7
- State Recovered Drug Asset Forfeiture (RICO) Fund
- Sustainability Fund

VILLAGE OF OAK PARK  
 FISCAL YEAR 2017 BUDGET  
 BULLET PROOF VEST GRANT FUND

<u>Fund</u>	<u>Dept</u>	<u>Program</u>	<u>Account</u>	<u>Description</u>	<u>Department</u>	<u>Description</u>	<u>2013</u> <u>Actual</u>	<u>2014</u> <u>Actual</u>	<u>2015</u> <u>Actual</u>	<u>2016</u> <u>Budget</u>	<u>2016</u> <u>Projected</u>	<u>2017</u> <u>Budget</u>
2200	42490	101	431400	Bullet Proof Vest Grant	POLICE - Grants	Grant Revenue	2,254	4,452	-	-	-	2,750
2200	42490	101	560625	Bullet Proof Vest Grant	POLICE - Grants	Clothing	(2,254)	(4,452)	-	-	-	(2,750)
NET SURPLUS/(DEFICIT)							0	-	-	-	-	-

## **Community Development Block Grant (CDBG)**

### **Fund Summary**

The Community Development Block Grant (CDBG) program is HUD's most important community development program and it is one of the most flexible programs provided to the Village by the federal government. This flexibility is designed to promote innovative programs in economically disadvantaged areas of the community.

The Emergency Solutions Grant (ESG) program is designed to identify sheltered and unsheltered homeless persons, as well as those at risk of homelessness, and provide the services necessary to help those people quickly regain stability in permanent housing after experiencing a housing crisis and/or homelessness.

VILLAGE OF OAK PARK  
FISCAL YEAR 2017 BUDGET  
COMMUNITY DEVELOPMENT BLOCK GRANT FUND

<u>Fund</u>	<u>Dept</u>	<u>Program</u>	<u>Account</u>	<u>Description</u>	<u>Department</u>	<u>Description</u>	<u>2013</u> <u>Actual</u>	<u>2014</u> <u>Actual</u>	<u>2015</u> <u>Actual</u>	<u>2016</u> <u>Budget</u>	<u>2016</u> <u>Projected</u>	<u>2017</u> <u>Budget</u>
2083	46201	101	431400	Community Dev Block Grant	DCS - Neig. Srv. - CDBG	Grant Revenue	1,443,754	1,465,599	424,710	1,500,500	1,505,367	1,898,879
2083	46201	101	461490	Community Dev Block Grant	DCS - Neig. Srv. - CDBG	Interest Revenue	-	-	-	-	-	-
2083	46201	101	490476	Community Dev Block Grant	DCS - Neig. Srv. - CDBG	Intergovernmental Revenue			171,305			
SUB-TOTAL REVENUE							1,443,754	1,465,599	424,710	1,500,500	1,505,367	1,898,879
2083	46201	101	510501	Community Dev Block Grant	DCS - Neig. Srv. - CDBG	Regular Salaries	-	-	-	(128,970)	(121,500)	(138,767)
2083	46201	101	510503	Community Dev Block Grant	DCS - Neig. Srv. - CDBG	Overtime	-	-	-	(265)	(245)	(286)
2083	46201	101	520520	Community Dev Block Grant	DCS - Neig. Srv. - CDBG	Life Insurance Expense	-	-	-	(105)	(99)	(117)
2083	46201	101	520521	Community Dev Block Grant	DCS - Neig. Srv. - CDBG	Health Insurance Expense	-	-	-	(28,388)	(26,999)	(30,035)
2083	46201	101	520522	Community Dev Block Grant	DCS - Neig. Srv. - CDBG	Social Security Expense	-	-	-	(7,860)	(7,650)	(7,997)
2083	46201	101	520523	Community Dev Block Grant	DCS - Neig. Srv. - CDBG	Medicare Expense	-	-	-	(1,890)	(1,745)	(1,916)
2083	46201	101	520527	Community Dev Block Grant	DCS - Neig. Srv. - CDBG	IMRF Contributions	-	-	-	(20,117)	(19,110)	(22,050)
2083	46201	101	530650	Community Dev Block Grant	DCS - Neig. Srv. - CDBG	Conferences Training	-	-	-	(3,000)	(2,000)	(3,000)
2083	46201	101	530650	Community Dev Block Grant	DCS - Neig. Srv. - CDBG	Conferences Training	-	-	-	-	-	-
2083	46201	663	530650	Community Dev Block Grant	DCS - Neig. Srv. - CDBG	Conferences Training	-	-	-	-	-	-
2083	46201	664	530650	Community Dev Block Grant	DCS - Neig. Srv. - CDBG	Conferences Training	-	(143)	(69)	-	-	-
2083	46201	665	53065	Community Dev Block Grant	DCS - Neig. Srv. - CDBG	Conferences Training	-	-	(179)	-	-	-
2083	46201	101	550601	Community Dev Block Grant	DCS - Neig. Srv. - CDBG	Printing	-	-	-	(700)	(700)	(700)
2083	46201	101	550602	Community Dev Block Grant	DCS - Neig. Srv. - CDBG	Membership Dues	-	-	-	(900)	(900)	(900)
2083	46201	664	550602	Community Dev Block Grant	DCS - Neig. Srv. - CDBG	Membership Dues	-	(550)	-	-	-	-
2083	46201	101	550603	Community Dev Block Grant	DCS - Neig. Srv. - CDBG	Postage	-	-	(17)	(600)	(600)	(605)
2083	46201	604	550603	Community Dev Block Grant	DCS - Neig. Srv. - CDBG	Postage	-	-	(32)	-	-	-
2083	46201	664	550603	Community Dev Block Grant	DCS - Neig. Srv. - CDBG	Postage	-	-	(14)	-	-	-
2083	46201	101	550605	Community Dev Block Grant	DCS - Neig. Srv. - CDBG	Travel & Mileage Reimbursement	-	-	-	(200)	(200)	(205)
2083	46201	664	550605	Community Dev Block Grant	DCS - Neig. Srv. - CDBG	Travel & Mileage Reimbursement	-	-	(5)	-	-	-
2083	46201	101	550652	Community Dev Block Grant	DCS - Neig. Srv. - CDBG	Legal Postings and Doc. Fees	-	-	-	(1,000)	(1,000)	(1,005)
2083	46201	664	550652	Community Dev Block Grant	DCS - Neig. Srv. - CDBG	Legal Postings and Doc. Fees	-	(876)	(308)	-	-	-
2083	46201	101	550689	Community Dev Block Grant	DCS - Neig. Srv. - CDBG	Operational Mainten Support	-	-	-	(225,805)	(235,805)	(233,174)
2083	46201	101	560620	Community Dev Block Grant	DCS - Neig. Srv. - CDBG	Office Supplies	-	-	-	(700)	(700)	(650)
2083	46201	664	560620	Community Dev Block Grant	DCS - Neig. Srv. - CDBG	Office Supplies	-	(158)	(54)	-	-	-
2083	46201	664	570711	Community Dev Block Grant	DCS - Neig. Srv. - CDBG	Software	-	-	(349)	-	-	-
2083	46201	663	583602	Community Dev Block Grant	DCS - Neig. Srv. - CDBG	Administration Village	(99,084)	(69,293)	-	-	-	-
2083	46201	664	583602	Community Dev Block Grant	DCS - Neig. Srv. - CDBG	Administration Village	-	(96,203)	(111,364)	-	-	-
2083	46201	101	583608	Community Dev Block Grant	DCS - Neig. Srv. - CDBG	Housing Ctr Planning Support	-	-	-	(96,000)	(96,000)	(96,000)
2083	46201	663	583608	Community Dev Block Grant	DCS - Neig. Srv. - CDBG	Housing Ctr Planning Support	(81,505)	(22,231)	-	-	-	-
2083	46201	664	583608	Community Dev Block Grant	DCS - Neig. Srv. - CDBG	Housing Ctr Planning Support	-	(55,368)	(48,632)	-	-	-
2083	46201	665	583608	Community Dev Block Grant	DCS - Neig. Srv. - CDBG	Housing Ctr Planning Support	-	-	(13,707)	-	-	-
2083	46201	664	583614	Community Dev Block Grant	DCS - Neig. Srv. - CDBG	Catholic Charities-Accolade	-	(5,949)	(3,051)	-	-	-
2083	46201	663	583616	Community Dev Block Grant	DCS - Neig. Srv. - CDBG	Children's Clinic	(17,031)	(4,969)	-	-	-	-
2083	46201	664	583616	Community Dev Block Grant	DCS - Neig. Srv. - CDBG	Children's Clinic	-	(11,650)	(6,350)	-	-	-
2083	46201	665	583616	Community Dev Block Grant	DCS - Neig. Srv. - CDBG	Children's Clinic	-	-	(5,517)	-	-	-
2083	46201	663	583617	Community Dev Block Grant	DCS - Neig. Srv. - CDBG	Community Support Services	-	(15,000)	-	-	-	-
2083	46201	664	583617	Community Dev Block Grant	DCS - Neig. Srv. - CDBG	Community Support Services	-	(6,250)	(6,250)	-	-	-
2083	46201	665	583617	Community Dev Block Grant	DCS - Neig. Srv. - CDBG	Community Support Services	-	-	(2,026)	-	-	-
2083	46201	663	583618	Community Dev Block Grant	DCS - Neig. Srv. - CDBG	OPRF Food Pantry	(22,500)	(7,500)	-	-	-	-

VILLAGE OF OAK PARK  
FISCAL YEAR 2017 BUDGET  
COMMUNITY DEVELOPMENT BLOCK GRANT FUND

<u>Fund</u>	<u>Dept</u>	<u>Program</u>	<u>Account</u>	<u>Description</u>	<u>Department</u>	<u>Description</u>	<u>2013</u> <u>Actual</u>	<u>2014</u> <u>Actual</u>	<u>2015</u> <u>Actual</u>	<u>2016</u> <u>Budget</u>	<u>2016</u> <u>Projected</u>	<u>2017</u> <u>Budget</u>
2083	46201	664	583618	Community Dev Block Grant	DCS - Neig. Srv. - CDBG	OPRF Food Pantry	-	(12,500)	(12,500)	-	-	-
2083	46201	663	583622	Community Dev Block Grant	DCS - Neig. Srv. - CDBG	Nami Metro Suburban	(4,500)	(1,500)	-	-	-	-
2083	46201	664	583622	Community Dev Block Grant	DCS - Neig. Srv. - CDBG	Nami Metro Suburban	-	(3,000)	(3,000)	-	-	-
2083	46201	665	583622	Community Dev Block Grant	DCS - Neig. Srv. - CDBG	Nami Metro Suburban	-	-	(2,667)	-	-	-
2083	46201	663	583623	Community Dev Block Grant	DCS - Neig. Srv. - CDBG	OPRF Day Nursery	(26,091)	-	-	-	-	-
2083	46201	101	583625	Community Dev Block Grant	DCS - Neig. Srv. - CDBG	Seguin	-	-	-	(19,000)	(19,000)	(40,000)
2083	46201	663	583625	Community Dev Block Grant	DCS - Neig. Srv. - CDBG	Seguin	(39,500)	-	-	-	-	-
2083	46201	664	583625	Community Dev Block Grant	DCS - Neig. Srv. - CDBG	Seguin	-	(19,708)	-	-	-	-
2083	46201	665	583626	Community Dev Block Grant	DCS - Neig. Srv. - CDBG	West Cook YMCA	-	-	-	-	-	-
2083	46201	663	583628	Community Dev Block Grant	DCS - Neig. Srv. - CDBG	Parenthesis-Mothering	(5,417)	(7,583)	-	-	-	-
2083	46201	664	583628	Community Dev Block Grant	DCS - Neig. Srv. - CDBG	Parenthesis-Mothering	-	(5,000)	(5,000)	-	-	-
2083	46201	665	583628	Community Dev Block Grant	DCS - Neig. Srv. - CDBG	Parentheses-Mothering	-	-	(1,253)	-	-	-
2083	46201	664	583630	Community Dev Block Grant	DCS - Neig. Srv. - CDBG	VOP Health Department	-	(5,719)	(8,281)	-	-	-
2083	46201	663	583632	Community Dev Block Grant	DCS - Neig. Srv. - CDBG	Parenthesis-Parenteen	(5,417)	(7,583)	-	-	-	-
2083	46201	664	583632	Community Dev Block Grant	DCS - Neig. Srv. - CDBG	Parenthesis-Parenteen	-	(5,250)	(5,250)	-	-	-
2083	46201	665	583632	Community Dev Block Grant	DCS - Neig. Srv. - CDBG	Parenthesis-Parenteen	-	-	(2,465)	-	-	-
2083	46201	101	583635	Community Dev Block Grant	DCS - Neig. Srv. - CDBG	VOP Code Enforcement Prop Insp	-	-	-	(70,000)	(70,000)	(70,000)
2083	46201	664	583635	Community Dev Block Grant	DCS - Neig. Srv. - CDBG	VOP Code Enforcement Prop Insp	-	-	(44,234)	-	-	-
2083	46201	663	583640	Community Dev Block Grant	DCS - Neig. Srv. - CDBG	Hephzibah	-	(41,616)	-	-	-	-
2083	46201	664	583640	Community Dev Block Grant	DCS - Neig. Srv. - CDBG	Hephzibah	-	(3,996)	(6,600)	-	-	-
2083	46201	663	583651	Community Dev Block Grant	DCS - Neig. Srv. - CDBG	VOP Street & Sidewalks	(131,336)	(172,664)	(10,336)	-	-	-
2083	46201	664	583651	Community Dev Block Grant	DCS - Neig. Srv. - CDBG	VOP Street & Sidewalks	-	(361,475)	(19,025)	-	-	-
2083	46201	101	583652	Community Dev Block Grant	DCS - Neig. Srv. - CDBG	Capital Improvement Program	-	-	-	(610,000)	(330,500)	(488,759)
2083	46201	822	583652	Community Dev Block Grant	DCS - Neig. Srv. - CDBG	Capital Improvement Program	-	-	-	(150,000)	(300,000)	-
2083	46201	663	583656	Community Dev Block Grant	DCS - Neig. Srv. - CDBG	VOP PW - Sidewalks	(151,065)	-	-	-	-	-
2083	46201	664	583656	Community Dev Block Grant	DCS - Neig. Srv. - CDBG	VOP PW - Sidewalks	-	(123,507)	(26,493)	-	-	-
2083	46201	663	583657	Community Dev Block Grant	DCS - Neig. Srv. - CDBG	VOP PW - Alley	(63,749)	(34,368)	-	-	-	-
2083	46201	664	583657	Community Dev Block Grant	DCS - Neig. Srv. - CDBG	VOP PW - Alley	-	(88,014)	(4,632)	-	-	-
2083	46201	665	583657	Community Dev Block Grant	DCS - Neig. Srv. - CDBG	VOP PW - Alley	-	-	-	-	-	(375,000)
2083	46201	663	583658	Community Dev Block Grant	DCS - Neig. Srv. - CDBG	VOP PW - WSM/Street	(92,334)	(7,666)	-	-	-	-
2083	46201	662	583659	Community Dev Block Grant	DCS - Neig. Srv. - CDBG	VOP PW Infra. - Water&Sewer	(463,453)	-	-	-	-	-
2083	46201	663	583660	Community Dev Block Grant	DCS - Neig. Srv. - CDBG	Oak Park Housing Center	(75,635)	(20,629)	-	-	-	-
2083	46201	664	583660	Community Dev Block Grant	DCS - Neig. Srv. - CDBG	Oak Park Housing Center	-	(37,655)	(37,345)	-	-	-
2083	46201	665	583660	Community Dev Block Grant	DCS - Neig. Srv. - CDBG	Oak Park Housing Center	-	-	(9,331)	-	-	-
2083	46201	663	583663	Community Dev Block Grant	DCS - Neig. Srv. - CDBG	Vital Bridges	(3,303)	(1,960)	-	-	-	-
2083	46201	664	583663	Community Dev Block Grant	DCS - Neig. Srv. - CDBG	Vital Bridges	-	(1,727)	(1,743)	-	-	-
2083	46201	664	583678	Community Dev Block Grant	DCS - Neig. Srv. - CDBG	PADS-Employment Readiness	-	(5,181)	(3,319)	-	-	-
2083	46201	665	583678	Community Dev Block Grant	DCS - Neig. Srv. - CDBG	PADS-Employment Readiness	-	-	(3,825)	-	-	-
2083	46201	665	583679	Community Dev Block Grant	DCS - Neig. Srv. - CDBG	PADS-Employment Readiness	-	-	(890)	-	-	-
2083	46201	663	583680	Community Dev Block Grant	DCS - Neig. Srv. - CDBG	Pads Emergency Shelter	(17,267)	-	-	-	-	-
2083	46201	664	583680	Community Dev Block Grant	DCS - Neig. Srv. - CDBG	Pads Emergency Shelter	-	(16,612)	(15,797)	-	-	-
2083	46201	665	583680	Community Dev Block Grant	DCS - Neig. Srv. - CDBG	Pads Emergency Shelter	-	-	(2,269)	-	-	-
2083	46201	663	583681	Community Dev Block Grant	DCS - Neig. Srv. - CDBG	Sarahs Inn Emergency Shelter	(14,000)	-	-	-	-	-
2083	46201	664	583681	Community Dev Block Grant	DCS - Neig. Srv. - CDBG	Sarahs Inn Emergency Shelter	-	(4,720)	(4,280)	-	-	-
2083	46201	665	583681	Community Dev Block Grant	DCS - Neig. Srv. - CDBG	Sarahs Inn Emergency Shelter	-	-	(2,358)	-	-	-

VILLAGE OF OAK PARK  
 FISCAL YEAR 2017 BUDGET  
 COMMUNITY DEVELOPMENT BLOCK GRANT FUND

<u>Fund</u>	<u>Dept</u>	<u>Program</u>	<u>Account</u>	<u>Description</u>	<u>Department</u>	<u>Description</u>	<u>2013</u> <u>Actual</u>	<u>2014</u> <u>Actual</u>	<u>2015</u> <u>Actual</u>	<u>2016</u> <u>Budget</u>	<u>2016</u> <u>Projected</u>	<u>2017</u> <u>Budget</u>
2083	46201	673	583702	Community Dev Block Grant	DCS - Neig. Srv. - CDBG	ESG WS PADS-Emergency Shel	-	-	-	-	-	-
2083	46201	673	583704	Community Dev Block Grant	DCS - Neig. Srv. - CDBG	ESG WS PADS-Homeless Prev	-	-	-	-	-	-
2083	46201	101	585611	Community Dev Block Grant	DCS - Neig. Srv. - CDBG	VOP HP SFR/SRR Imp.	-	(52,918)	-	(80,000)	(80,000)	(80,000)
2083	46206	663	585611	Community Dev Block Grant	DCS - Neig. Srv. - CDBG	VOP HP SFR/SRR Imp.	(27,082)	(38,150)	(56,000)	-	-	-
2083	46201	664	585611	Community Dev Block Grant	DCS - Neig. Srv. - CDBG	VOP HP SFR/SRR Imp.	-	-	(5,299)	-	-	-
2083	46201	101	585612	Community Dev Block Grant	DCS - Neig. Srv. - CDBG	Housing Rehab Property Grants	-	-	-	(105,000)	(95,000)	(207,713)
2083	46201	663	585612	Community Dev Block Grant	DCS - Neig. Srv. - CDBG	Housing Rehab Property Grants	(60,752)	(37,255)	(9,375)	-	-	-
2083	46201	664	585612	Community Dev Block Grant	DCS - Neig. Srv. - CDBG	Housing Rehab Property Grants	-	(26,505)	(50,185)	-	-	-
2083	46201	101	585617	Community Dev Block Grant	DCS - Neig. Srv. - CDBG	VOP HP Small Rental Rehab	-	-	-	(100,000)	(95,614)	(100,000)
2083	46201	663	585617	Community Dev Block Grant	DCS - Neig. Srv. - CDBG	VOP HP Small Rental Rehab	(42,733)	-	(10,000)	-	-	-
2083	46201	664	585617	Community Dev Block Grant	DCS - Neig. Srv. - CDBG	VOP HP Small Rental Rehab	-	(24,999)	(28,586)	-	-	-
2083	46201	665	585617	Community Dev Block Grant	DCS - Neig. Srv. - CDBG	VOP HP Small Rental Rehab	-	-	(5,750)	-	-	-
SUB-TOTAL EXPENDITURES							<u>(1,443,754)</u>	<u>(1,465,599)</u>	<u>(596,014)</u>	<u>(1,650,500)</u>	<u>(1,505,367)</u>	<u>(1,898,879)</u>
NET SURPLUS/(DEFICIT)							-	-	(171,305)	(150,000)	-	-
Beginning Audited Fund Balance 1/1/16											-	
2016 Projected Surplus (Deficit)											-	
Ending Projected Fund Balance 12/31/16											-	
Estimated Fund Balance 1/1/17												-
2017 Budgeted Surplus (Deficit)												-
Ending Estimated Fund Balance 12/31/17												-

## **Community Development Revolving Loan Fund**

### **Fund Summary**

At present, funding for the single family rehab loan program is from the Village's Revolving Loan Fund. The Revolving Loan Fund consists of funds that were re-paid by prior homeowners. Additionally, we give homeowners with lead based paint hazards a grant using CDBG funds to correct such hazards.



VILLAGE OF OAK PARK  
 FISCAL YEAR 2017 BUDGET  
 COMMUNITY DEVELOPMENT LOAN FUND

<u>Fund</u>	<u>Dept</u>	<u>Program</u>	<u>Account</u>	<u>Description</u>	<u>Department</u>	<u>Description</u>	<u>2013</u> <u>Actual</u>	<u>2014</u> <u>Actual</u>	<u>2015</u> <u>Actual</u>	<u>2016</u> <u>Budget</u>	<u>2016</u> <u>Projected</u>	<u>2017</u> <u>Budget</u>
2020	46206	101	441462	Community Development Loan	DCS - Neighborhood Services	Miscellaneous Revenue	520	587	135	-	173,944	72,287
2020	46206	101	461450	Community Development Loan	DCS - Neighborhood Services	Loan Interest	1,425	1,314	1,199	-	-	-
2020	46206	101	461490	Community Development Loan	DCS - Neighborhood Services	Interest Revenue	-	168	235	-	-	-
SUB-TOTAL REVENUE							<u>1,945</u>	<u>2,069</u>	<u>1,569</u>	<u>-</u>	<u>173,944</u>	<u>72,287</u>
2020	46206	101	530675	Community Development Loan	DCS - Neighborhood Services	Bank Charges	(12)	(182)	(330)	-	-	-
2020	46206	101	585613	Community Development Loan	DCS - Neighborhood Services	Housing Rehab Property Loan	-	-	-	(175,000)	(101,657)	(175,000)
2020	46206	663	585613	Community Development Loan	DCS - Neighborhood Services	Housing Rehab Property Loan	-	-	-	-	-	-
2020	46206	664	585613	Community Development Loan	DCS - Neighborhood Services	Housing Rehab Property Loan	-	-	-	-	-	-
2020	46206	665	585613	Community Development Loan	DCS - Neighborhood Services	Housing Rehab Property Loan	-	-	-	-	-	-
SUB-TOTAL EXPENDITURES							<u>(12)</u>	<u>(182)</u>	<u>(330)</u>	<u>(175,000)</u>	<u>(101,657)</u>	<u>(175,000)</u>
NET SURPLUS/(DEFICIT)							<u>1,933</u>	<u>1,887</u>	<u>1,239</u>	<u>(175,000)</u>	<u>72,287</u>	<u>(102,713)</u>

Beginning Audited Fund Balance 1/1/16	5,784
2016 Projected Surplus (Deficit)	<u>72,287</u>
Ending Projected Fund Balance 12/31/16	<u>78,071</u>
Estimated Fund Balance 1/1/17	78,071
2017 Budgeted Surplus (Deficit)	<u>(102,713)</u>
Ending Estimated Fund Balance 12/31/17	<u>(24,642)</u>

## **Downtown Oak Park Tax Increment Financing (DTOP TIF) District**

### **Fund Summary:**

The Downtown Oak Park Tax Increment Financing (DTOP TIF) District was established in 1983 with the intent of revitalizing the downtown business district. Revenues are generated by incremental property taxes calculated by taking the overall property rate multiplied by the incremental equalized assessed valuation (EAV) above and beyond the frozen or base EAV when the TIF was first adopted. The intent is to use this increment for economic development projects, enhancing the tax base to develop above what development would have occurred otherwise. This fund is subject to the 2011 TIF settlement agreement.

The 2011 TIF settlement agreement was amended in 2013 to provide for the capture of increments for public infrastructure costs associated with the proposed development of Colt-Westgate properties generally located east of Harlem Avenue between Lake & North Boulevard.

VILLAGE OF OAK PARK  
FISCAL YEAR 2017 BUDGET  
DOWNTOWN TIF FUND

<u>Fund</u>	<u>Dept</u>	<u>Program</u>	<u>Account</u>	<u>Description</u>	<u>Department</u>	<u>Description</u>	<u>2013</u> <u>Actual</u>	<u>2014</u> <u>Actual</u>	<u>2015</u> <u>Actual</u>	<u>2016</u> <u>Budget</u>	<u>2016</u> <u>Projected</u>	<u>2017</u> <u>Budget</u>
2098	41300	101	411401	Downtown TIF Fund	Finance	Debt Service Levy 2011A	-	-	-	-	-	-
2098	41300	101	411401	Downtown TIF Fund	Finance	Property Tax Levy	5,802,814	7,214,606	8,259,348	7,600,000	8,000,000	8,692,000
2098	41300	101	441462	Downtown TIF Fund	Finance	Miscellaneous Income	-	-	0	-	-	-
2098	41300	101	461490	Downtown TIF Fund	Finance	Interest Revenue	2,201	1,610	3,634	2,000	2,000	2,000
2098	41300	101	462477	Downtown TIF Fund	Finance	Rental of Property	87,145	87,120	15,246	65,000	65,000	-
2098	41300	101	493810	Downtown TIF Fund	Finance	IMET Recovery	-	-	431	-	-	-
SUB-TOTAL REVENUE							<u>5,892,160</u>	<u>7,303,336</u>	<u>8,278,658</u>	<u>7,667,000</u>	<u>8,067,000</u>	<u>8,694,000</u>
2098	46260	101	530649	Downtown TIF Fund	Finance	Incentive Payment	-	-	-	-	-	-
2098	41300	101	540691	Downtown TIF Fund	Finance	Water Charges	(919)	(887)	(11,599)	-	(8,938)	-
2098	41300	101	580680	Downtown TIF Fund	Finance	Tax Agency Distribution	(2,025,441)	(4,285,455)	(4,171,545)	(5,000,000)	(6,800,000)	(6,370,477)
2098	41300	158	581801	Downtown TIF Fund- 2011A	Finance	Bond Principal Payment	(550,000)	(565,000)	(585,000)	(600,000)	(600,000)	(620,000)
2098	41300	182	581801	Downtown TIF Fund- 2006D	Finance	Bond Principal Payment	(590,000)	(650,000)	(720,000)	-	-	PAID OFF
2098	41300	182	581801	Downtown TIF Fund- 2006C	Finance	Bond Principal Payment	-	-	-	(770,000)	(770,000)	(790,000)
2098	41300	158	581802	Downtown TIF Fund- 2011A	Finance	Bond Interest Expense	(109,000)	(97,850)	(86,350)	(74,500)	(74,500)	(61,525)
2098	41300	182	581802	Downtown TIF Fund- 2006C	Finance	Bond Interest Expense	(413,563)	(413,563)	(413,563)	(413,563)	(413,563)	(382,762)
2098	41300	182	581802	Downtown TIF Fund- 2006D	Finance	Bond Interest Expense	(98,000)	(68,500)	(36,000)	-	-	PAID OFF
2098	41300	101	582100	Downtown TIF Fund	Finance	Loss on Investments	-	(13,088)	-	-	-	-
2098	41300	101	582101	Downtown TIF Fund	Finance	Loss on Land Held for Resale	-	-	(6,296,732)	-	-	-
2098	41300	101	591825	Downtown TIF Fund	Finance	Transfer To Debt Service Fund	(1,209,722)	(507,828)	-	(3,496,493)	-	-
2098	41300	101	591860	Downtown TIF Fund	Finance	Transfer To Parking	(427,841)	(430,773)	-	-	-	-
2098	41300	101	591890	Downtown TIF Fund	Finance	Transfer To Colt Westgate Fund	-	-	-	-	(3,000,000)	-
2098	41300	101	591890	Downtown TIF Fund	Finance	Transfer To SSA#1	-	-	-	-	(700,000)	(469,236)
SUB-TOTAL EXPENDITURES							<u>(5,424,485)</u>	<u>(7,032,944)</u>	<u>(12,320,789)</u>	<u>(10,354,556)</u>	<u>(12,367,001)</u>	<u>(8,694,000)</u>
NET SURPLUS/(DEFICIT)							<u>467,675</u>	<u>270,392</u>	<u>(4,042,131)</u>	<u>(2,687,556)</u>	<u>(4,300,001)</u>	<u>(0)</u>

Note: 2006C Bonds are sales tax revenue (not GO) and County does not levy for it.

Beginning Audited Fund Balance 1/1/16	3,882,855
2016 Projected Surplus (Deficit)	<u>(4,300,001)</u>
Ending Projected Fund Balance 12/31/16	<u>(417,146)</u>
Estimated Fund Balance 1/1/17	(417,146)
2017 Budgeted Surplus (Deficit)	<u>(0)</u>
Ending Estimated Fund Balance 12/31/17	<u>(417,146)</u>

## **Earth Fest**

### **Fund Summary**

The Village hosts an annual special event known as Earth Fest in April. It is held at the Public Works Center and is supported by sponsorships from various local companies and Keep IL Beautiful grant funds when available.

VILLAGE OF OAK PARK  
FISCAL YEAR 2017 BUDGET  
EARTH FEST FUND

<u>Fund</u>	<u>Dept</u>	<u>Program</u>	<u>Account</u>	<u>Description</u>	<u>Department</u>	<u>Description</u>	<u>2013</u> <u>Actual</u>	<u>2014</u> <u>Actual</u>	<u>2015</u> <u>Actual</u>	<u>2016</u> <u>Budget</u>	<u>2016</u> <u>Projected</u>	<u>2017</u> <u>Budget</u>
5057	43760	780	441462	Earth Fest	DPW - Environmental Services	Miscellaneous Revenue	3,800	2,575	1,325	4,500	3,300	3,000
5057	43760	101	530667	Earth Fest	DPW - Environmental Services	External Support	-	(200)	-	(3,600)	(3,065)	(3,600)
5057	43760	796	530667	Earth Fest	DPW - Environmental Services	External Support	(1,462)	(3,665)	(2,010)	-	-	-
5057	41020	101	550601	Earth Fest	DPW - Environmental Services	Printing	(94)	-	-	-	-	-
5057	43760	101	560620	Earth Fest	DPW - Environmental Services	Office Supplies	(1,698)	-	-	(400)	(83)	(400)
5057	43760	101	560631	Earth Fest	DPW - Environmental Services	Operational Supplies	(691)	-	-	(1,000)	(972)	(1,000)
5057	43760	796	560631	Earth Fest	DPW - Environmental Services	Operational Supplies	(761)	(1,253)	(2,291)	(1,000)	-	-
SUB-TOTAL EXPENDITURES							(4,706)	(5,118)	(4,301)	(6,000)	(4,120)	(5,000)
NET SURPLUS/(DEFICIT)							(906)	(2,543)	(2,976)	(1,500)	(820)	(2,000)
Beginning Audited Fund Balance 1/1/16											-	
2016 Projected Surplus (Deficit)											(820)	
Ending Projected Fund Balance 12/31/16											(820)	
Estimated Fund Balance 1/1/17												(820)
2017 Budgeted Surplus (Deficit)												(2,000)
Ending Estimated Fund Balance 12/31/17												(2,820)

VILLAGE OF OAK PARK  
 FISCAL YEAR 2017 BUDGET  
 E911 FUND

<u>Fund</u>	<u>Dept</u>	<u>Program</u>	<u>Account</u>	<u>Description</u>	<u>Department</u>	<u>Description</u>	<u>2013</u> <u>Actual</u>	<u>2014</u> <u>Actual</u>	<u>2015</u> <u>Actual</u>	<u>2016</u> <u>Budget</u>	<u>2016</u> <u>Projected</u>	<u>2017</u> <u>Budget</u>
2033	41300	101	416482	Enhanced E-911 Fund	POLICE - Dispatch	E911 Surcharge	-	-	60,000	-	-	Transferred to GF
2033	42610	101	416482	Enhanced E-911 Fund	POLICE - Dispatch	E911 Surcharge	572,846	558,974	555,008	560,000	480,000	Transferred to GF
2033	42610	101	461490	Enhanced E-911 Fund	POLICE - Dispatch	Interest Revenue	40	10	149	20	20	Transferred to GF
2033	42610	101	491401	Enhanced E-911 Fund	POLICE - Dispatch	Transfer From General Fund	1,300,000	1,300,000	631,704	1,077,000	1,077,000	Transferred to GF
SUB-TOTAL REVENUE							<u>1,872,886</u>	<u>1,858,984</u>	<u>1,246,861</u>	<u>1,637,020</u>	<u>1,557,020</u>	-
2033	42610	101	530660	Enhanced E-911 Fund	POLICE - Dispatch	General Contractuals	(6,903)	(5,957)	(13,834)	(35,067)	(35,000)	Transferred to GF
2033	42610	101	530681	Enhanced E-911 Fund	POLICE - Dispatch	WSCDC Contract	-	(140,238)	-	(1,500,000)	-	Transferred to GF
2033	42620	101	530681	Enhanced E-911 Fund	POLICE - Dispatch	WSCDC Contract	(1,910,863)	(1,852,438)	(1,369,966)	-	(1,431,920)	Transferred to GF
2033	42610	101	540690	Enhanced E-911 Fund	POLICE - Dispatch	Telecommunication Charges	-	-	-	(29,600)	(29,600)	Transferred to GF
2033	42610	101	550673	Enhanced E-911 Fund	POLICE - Dispatch	Repairs	(1,650)	(1,413)	(130)	(2,000)	(2,000)	Transferred to GF
2033	42620	101	550673	Enhanced E-911 Fund	POLICE - Dispatch	Repairs	(4,569)	-	(1,429)	-	-	Transferred to GF
2033	42610	101	570710	Enhanced E-911 Fund	POLICE - Dispatch	Equipment	(20,098)	(11,324)	(4,320)	(30,000)	(30,000)	Transferred to GF
2033	42610	101	570711	Enhanced E-911 Fund	POLICE - Dispatch	Software	-	(265)	-	-	-	Transferred to GF
2033	42610	101	570720	Enhanced E-911 Fund	POLICE - Dispatch	Computer Equipment	-	(7,459)	(15,404)	(28,500)	(28,500)	Transferred to GF
2033	42620	101	570720	Enhanced E-911 Fund	POLICE - Dispatch	Computer Equipment	(17,692)	-	-	-	-	Transferred to GF
SUB-TOTAL EXPENDITURES							<u>(1,961,775)</u>	<u>(2,019,093)</u>	<u>(1,405,082)</u>	<u>(1,625,167)</u>	<u>(1,557,020)</u>	-
NET SURPLUS/(DEFICIT)							<u>(88,889)</u>	<u>(160,109)</u>	<u>(158,220)</u>	<u>11,853</u>	<u>-</u>	<u>-</u>
Beginning Audited Fund Balance 1/1/16											(132,078)	
2016 Projected Surplus (Deficit)											-	
Ending Projected Fund Balance 12/31/16											<u>(132,078)</u>	

VILLAGE OF OAK PARK  
FISCAL YEAR 2017 BUDGET  
EMERGENCY SOLUTIONS GRANT FUND

<u>Fund</u>	<u>Dept</u>	<u>Program</u>	<u>Account</u>	<u>Description</u>	<u>Department</u>	<u>Description</u>	<u>2013</u> <u>Actual</u>	<u>2014</u> <u>Actual</u>	<u>2015</u> <u>Actual</u>	<u>2016</u> <u>Budget</u>	<u>2016</u> <u>Projected</u>	<u>2017</u> <u>Budget</u>
2080	46201	101	431481	Emergency Solutions Grant	DCS - Neig. Serv.	Emergency Shelter Grants	135,699	121,799	41,007	-	53,461	135,513
2080	46201	671	583602	Emergency Solutions Grant	DCS - Neig. Serv.	Administration Village	(3,524)	(2,516)	-	-	-	-
2080	46201	672	583602	Emergency Solutions Grant	DCS - Neig. Serv.	Administration Village	(6,000)	(24,966)	-	-	-	-
2080	46201	673	583602	Emergency Solutions Grant	DCS - Neig. Serv.	Administration Village	(2,941)	(12,817)	-	-	-	-
2080	46201	675	583602	Emergency Solutions Grant	DCS - Neig. Serv.	Administration Village	-	-	(1,334)	-	(6,057)	(10,163)
2080	46201	665	583608	Emergency Solutions Grant	DCS - Neig. Serv.	Housing Ctr Planning Support	-	-	-	-	-	-
2080	46201	665	583660	Emergency Solutions Grant	DCS - Neig. Serv.	Oak Park Housing Center	-	-	-	-	-	-
2080	46201	671	583701	Emergency Solutions Grant	DCS - Neig. Serv.	ESG WS PADS - Rapid Rehousing	(4,484)	-	-	-	-	-
2080	46201	672	583701	Emergency Solutions Grant	DCS - Neig. Serv.	ESG WS PADS - Rapid Rehousing	(24,132)	-	-	-	-	-
2080	46201	673	583701	Emergency Solutions Grant	DCS - Neig. Serv.	ESG WS PADS - Rapid Rehousing	-	-	(10,435)	-	-	-
2080	46201	675	583701	Emergency Solutions Grant	DCS - Neig. Serv.	ESG WS PADS - Rapid Rehousing	-	-	(5,714)	-	(13,231)	(52,457)
2080	46201	671	583702	Emergency Solutions Grant	DCS - Neig. Serv.	ESG WS PADS - Emergency Shelter	(11,000)	-	-	-	-	-
2080	46201	672	583702	Emergency Solutions Grant	DCS - Neig. Serv.	ESG WS PADS - Emergency Shelter	(37,088)	(30,968)	-	-	-	-
2080	46201	673	583702	Emergency Solutions Grant	DCS - Neig. Serv.	ESG WS PADS - Emergency Shelter	(7,401)	(27,347)	(12,343)	-	-	-
2080	46201	675	583702	Emergency Solutions Grant	DCS - Neig. Serv.	ESG WS PADS - Emergency Shelter	-	-	(5,150)	-	(9,730)	(22,842)
2080	46201	673	583703	Emergency Solutions Grant	DCS - Neig. Serv.	ESG Catholic Char-Homeless	(667)	(1,333)	-	-	-	-
2080	46201	671	583704	Emergency Solutions Grant	DCS - Neig. Serv.	ESG WS PADS - Homeless Prev	(24,626)	(840)	-	-	-	-
2080	46201	672	583704	Emergency Solutions Grant	DCS - Neig. Serv.	ESG WS PADS - Homeless Prev	(900)	(600)	-	-	-	-
2080	46201	673	583704	Emergency Solutions Grant	DCS - Neig. Serv.	ESG WS PADS - Homeless Prev	(3,580)	(15,228)	-	-	-	-
2080	46201	675	583704	Emergency Solutions Grant	DCS - Neig. Serv.	ESG WS PADS - Homeless Prev	-	-	(2,460)	-	(9,468)	(18,205)
2080	46201	673	583705	Emergency Solutions Grant	DCS - Neig. Serv.	ESG WS PADS - Street Outreach	(8,111)	(5,184)	-	-	-	-
2080	46201	675	583705	Emergency Solutions Grant	DCS - Neig. Serv.	ESG WS PADS - Street Outreach	-	-	(3,570)	-	(6,988)	(21,846)
2080	46201	673	583706	Emergency Solutions Grant	DCS - Neig. Serv.	ESG WS PADS-HMIS	(1,246)	-	-	-	(7,987)	(10,000)
SUB-TOTAL EXPENDITURES							(135,699)	(121,799)	(41,007)	-	(53,461)	(135,513)
NET SURPLUS/(DEFICIT)							-	-	-	-	-	-

## **Farmer's Market**

### **Fund Summary**

The Oak Park Farmers' Market offers high quality, locally grown produce. The Market offers a vision of stepping back to simpler times when produce could be purchased directly from farmers.

The Market is open every Saturday beginning the second to last Saturday of May through October. Market hours are 7 a.m. - 1 p.m. Pilgrim Church, right next door to where the market is held, offers fresh warm donuts, juice and coffee, with live bluegrass music nearby. The Oak Park Farmers' Market is located at 460 Lake St., just one block west of Ridgeland Avenue. The [Farmers' Market Commission](#), which oversees the Oak Park Farmer's Market, is comprised of volunteers appointed by the Village Board to coordinate and promote outdoor food and produce marketing. The Commission's 11 members each serve three-year terms.



VILLAGE OF OAK PARK  
FISCAL YEAR 2017 BUDGET  
FARMERS MARKET FUND

<u>Fund</u>	<u>Dept</u>	<u>Program</u>	<u>Account</u>	<u>Description</u>	<u>Department</u>	<u>Description</u>	<u>2013</u> <u>Actual</u>	<u>2014</u> <u>Actual</u>	<u>2015</u> <u>Actual</u>	<u>2016</u> <u>Budget</u>	<u>2016</u> <u>Projected</u>	<u>2017</u> <u>Budget</u>
2027	43014	101	447465	Farmers Market Com	HEALTH - Farmer's Market	Farmers Market Seasonal Fees	20,563	23,465	20,198	20,800	21,000	21,000
2027	43014	101	447476	Farmers Market Com	HEALTH - Farmer's Market	Sale Of Market Merchandise	3,882	4,395	3,851	5,300	5,000	4,500
2027	43014	101	447478	Farmers Market Com	HEALTH - Farmer's Market	Corn Roast Revenue	1,497	1,701	1,838	1,700	1,700	1,800
SUB-TOTAL REVENUE							<u>25,942</u>	<u>29,560</u>	<u>25,887</u>	<u>27,800</u>	<u>27,700</u>	<u>27,300</u>
2027	43014	101	530667	Farmers Market Com	HEALTH - Farmer's Market	External Support	(14,955)	(17,213)	(18,707)	(21,760)	(19,000)	(19,000)
2027	43014	101	530675	Farmers Market Com	HEALTH - Farmer's Market	Bank Charges	(2,322)	(2,122)	(483)	(2,500)	(2,500)	(2,500)
2027	43014	101	530851	Farmers Market Com	HEALTH - Farmer's Market	Crossing Guard Sharing Program	(11,114)	(9,198)	(8,063)	(10,500)	(12,000)	(12,000)
2027	43014	101	540669	Farmers Market Com	HEALTH - Farmer's Market	Rent Expense	(2,091)	(2,123)	(6,200)	(4,872)	(4,872)	(4,905)
2027	43014	101	550601	Farmers Market Com	HEALTH - Farmer's Market	Printing	(189)	(280)	(283)	(300)	(427)	(300)
2027	43014	101	550603	Farmers Market Com	HEALTH - Farmer's Market	Postage	(7)	(4)	(5)	(50)	(50)	(50)
2027	43014	101	560631	Farmers Market Com	HEALTH - Farmer's Market	Operational Supplies	(923)	(3,306)	(3,396)	(9,000)	(5,000)	(5,000)
2027	43014	101	560638	Farmers Market Com	HEALTH - Farmer's Market	Special Events	(555)	(118)	(362)	(900)	(900)	(900)
2027	43014	101	560639	Farmers Market Com	HEALTH - Farmer's Market	Advertising	-	-	-	(500)	(500)	(500)
SUB-TOTAL EXPENDITURES							<u>(32,156)</u>	<u>(34,364)</u>	<u>(37,499)</u>	<u>(50,382)</u>	<u>(45,249)</u>	<u>(45,155)</u>
NET SURPLUS/(DEFICIT)							<u>(6,213)</u>	<u>(4,804)</u>	<u>(11,612)</u>	<u>(22,582)</u>	<u>(17,549)</u>	<u>(17,855)</u>
Beginning Audited Fund Balance 1/1/16											19,794	
2016 Projected Surplus (Deficit)											<u>(17,549)</u>	
Ending Projected Fund Balance 12/31/16											<u>2,245</u>	
Estimated Fund Balance 1/1/17												2,245
2017 Budgeted Surplus (Deficit)												<u>(17,855)</u>
Ending Estimated Fund Balance 12/31/17												<u>(15,610)</u>

## **Federal RICO Fund**

### **Fund Summary**

The Federal Recovered Drug Asset Forfeiture Fund is a fund by which assets related to drug crimes can be seized by federal government. A percentage of those seized assets can then be turned over to the involved local enforcement agencies. Proceeds can only be used for law enforcement purposes and have been utilized in the past to purchase police vehicles and other crime fighting equipment.

VILLAGE OF OAK PARK  
FISCAL YEAR 2017 BUDGET  
FEDERAL RICO FUND

Fund	Dept	Program	Account	Description	Department	Description	2013	2014	2015	2016	2016	2017
							Actual	Actual	Actual	Budget	Projected	Budget
2024	42480	101	441475	Federal RICO Forfeiture Fund	POLICE	Recovered Damages	19,619	3,239	-	-	25,000	25,000
2024	42400	101	452485	Federal RICO Forfeiture Fund	POLICE	Asset Seizures Forfeitures	129,901	188,249	198,953	150,000	175,000	148,225
2024	42400	101	461490	Federal RICO Forfeiture Fund	POLICE	Interest Revenue	43	22	96	50	25	25
2024	42400	101	462476	Federal RICO Forfeiture Fund	POLICE	Gain/Loss on Sale of Property	8,695	12,422	18,987	10,000	10,000	10,000
SUB-TOTAL REVENUE							158,259	203,932	218,036	160,050	210,025	183,250
2024	42400	101	530650	Federal RICO Forfeiture Fund	POLICE	Conferences Training	-	-	-	(1,500)	(1,500)	(1,500)
2024	42480	101	530658	Federal RICO Forfeiture Fund	POLICE	Temporary Services	(583)	-	-	-	-	-
2024	42400	101	550705	Federal RICO Forfeiture Fund	POLICE	Ammunition and Guns	(4,348)	-	-	(9,000)	(9,000)	(10,000)
2024	42480	101	550705	Federal RICO Forfeiture Fund	POLICE	Ammunition and Guns	-	(4,491)	-	-	-	-
2024	42480	101	560625	Federal RICO Forfeiture Fund	POLICE	Clothing	-	(52)	-	-	-	-
2024	42480	101	560631	Federal RICO Forfeiture Fund	POLICE	Operational Supplies	(1,714)	(4,080)	(1,704)	-	(21,000)	-
2024	42480	412	560631	Federal RICO Forfeiture Fund	POLICE	Operational Supplies	(1,278)	-	-	-	-	-
2024	42400	101	560637	Federal RICO Forfeiture Fund	POLICE	Vehicle Equipment Parts	(17,275)	(18,871)	(34,594)	(17,500)	(51,871)	(20,000)
2024	42400	101	560652	Federal RICO Forfeiture Fund	POLICE	Employee Physicals	(1,616)	(1,170)	(2,286)	(1,250)	(1,372)	(1,500)
2024	42400	101	560655	Federal RICO Forfeiture Fund	POLICE	Reimbursements	(314)	(910)	-	(250)	(250)	(250)
2024	42480	857	570750	Federal RICO Forfeiture Fund	POLICE	Vehicles	(146,874)	-	-	-	-	-
2024	42400	101	591832	Federal RICO Forfeiture Fund	POLICE	Transfer To Fleet Replacement	-	-	-	(200,000)	(200,000)	(150,000)
SUB-TOTAL EXPENDITURES							(174,002)	(29,573)	(38,583)	(229,500)	(284,993)	(183,250)
NET SURPLUS/(DEFICIT)							(15,744)	174,360	179,452	(69,450)	(74,968)	-

Beginning Audited Fund Balance 1/1/16	410,694
2016 Projected Surplus (Deficit)	(74,968)
Ending Projected Fund Balance 12/31/16	335,726
Estimated Fund Balance 1/1/17	335,726
2017 Budgeted Surplus (Deficit)	-
Ending Estimated Fund Balance 12/31/17	335,726

## **Foreign Fire Insurance Fund**

### **Fund Summary**

The Foreign Fire Insurance program is comprised of a Board of Directors that is elected from the members of the Oak Park Fire Department. The mission of the Board is to receive and account for revenues from the tax issued on fire insurance policies sold by foreign (out of state) insurance companies, and to use such funds for the maintenance, use, and benefit of the Oak Park Fire Department.

VILLAGE OF OAK PARK  
FISCAL YEAR 2017 BUDGET  
FOREIGN FIRE INSURANCE FUND

<u>Fund</u>	<u>Dept</u>	<u>Program</u>	<u>Account</u>	<u>Description</u>	<u>Department</u>	<u>Description</u>	<u>2013</u> <u>Actual</u>	<u>2014</u> <u>Actual</u>	<u>2015</u> <u>Actual</u>	<u>2016</u> <u>Budget</u>	<u>2016</u> <u>Projected</u>	<u>2017</u> <u>Budget</u>
2014	42550	101	435481	Foreign Fire Insurance Fund	FIRE - Foreign Fire Insurance	Foreign Fire Insurance Allot	82,241	86,359	91,030	75,000	90,000	91,500
2014	42550	101	461490	Foreign Fire Insurance Fund	FIRE - Foreign Fire Insurance	Interest Revenue	66	36	40	-	40	40
SUB-TOTAL REVENUES							<u>82,307</u>	<u>86,395</u>	<u>91,069</u>	<u>75,000</u>	<u>90,040</u>	<u>91,540</u>
2014	42550	101	530660	Foreign Fire Insurance Fund	FIRE - Foreign Fire Insurance	General Contractuals	(243)	(150)	(144)	(13,791)	(13,791)	(14,000)
2014	42550	101	540689	Foreign Fire Insurance Fund	FIRE - Foreign Fire Insurance	Cable Television	(6,661)	(9,910)	(10,591)	(11,500)	(11,500)	(12,000)
2014	42550	101	550673	Foreign Fire Insurance Fund	FIRE - Foreign Fire Insurance	Repairs	(677)	-	-	-	-	-
2014	42550	101	570710	Foreign Fire Insurance Fund	FIRE - Foreign Fire Insurance	Equipment	(20,998)	(660)	-	-	-	-
2014	42550	101	570720	Foreign Fire Insurance Fund	FIRE - Foreign Fire Insurance	Computer Equipment	-	(17,175)	(3,099)	(25,000)	(29,580)	(25,000)
2014	42550	101	570725	Foreign Fire Insurance Fund	FIRE - Foreign Fire Insurance	Office Equipment	-	(109)	(10,452)	(25,000)	(24,359)	(25,000)
2014	42550	101	591832	Foreign Fire Insurance Fund	FIRE - Foreign Fire Insurance	Transfer to Fleet Replacement	-	(174,229)	-	-	-	-
SUB-TOTAL EXPENDITURES							<u>(28,579)</u>	<u>(202,233)</u>	<u>(24,286)</u>	<u>(75,291)</u>	<u>(79,230)</u>	<u>(76,000)</u>
NET SURPLUS/(DEFICIT)							<u>53,727</u>	<u>(115,838)</u>	<u>66,784</u>	<u>(291)</u>	<u>10,810</u>	<u>15,540</u>
Beginning Audited Fund Balance 1/1/16											228,297	
2016 Projected Surplus (Deficit)											<u>10,810</u>	
Ending Projected Fund Balance 12/31/16											<u>239,107</u>	
Estimated Fund Balance 1/1/17												239,107
2017 Budgeted Surplus (Deficit)												<u>15,540</u>
Ending Estimated Fund Balance 12/31/17												<u>254,647</u>

## **Harlem/Garfield Tax Increment Financing District**

### **Fund Summary**

The Harlem/Garfield Tax Increment Financing (TIF) District was originally created in 1993 for the purpose of remediation of the site for a retail redevelopment project. Due to financial circumstances, the development never occurred. In 2003, the Village approved a Business Retention Agreement to move the Volvo Dealership from Madison Street to the corner of Harlem & Garfield.

VILLAGE OF OAK PARK  
FISCAL YEAR 2017 BUDGET  
HARLEM GARFIELD TIF FUND

<u>Fund</u>	<u>Dept</u>	<u>Program</u>	<u>Account</u>	<u>Description</u>	<u>Department</u>	<u>Description</u>	<b>2013</b>	<b>2014</b>	<b>2015</b>	<b>2016</b>	<b>2016</b>	<b>2017</b>
							<u>Actual</u>	<u>Actual</u>	<u>Actual</u>	<u>Budget</u>	<u>Projected</u>	<u>Budget</u>
2073	41300	101	411401	Harlem-Garfield TIF Fund	Finance	Property Tax Levy	136,277	154,663	159,608	162,490	175,000	175,000
2073	41300	101	461490	Harlem-Garfield TIF Fund	Finance	Interest Revenue	233	746	367	265	265	265
2073	41300	101	493810	Harlem-Garfield TIF Fund	Finance	IMET Recovery	-	-	258	-	-	-
SUB-TOTAL REVENUE							<u>136,509</u>	<u>155,410</u>	<u>160,233</u>	<u>162,755</u>	<u>175,265</u>	<u>175,265</u>
2073	41300	101	580680	Harlem-Garfield TIF Fund	Finance	Tax Agency Distribution	-	-	-	(300,000)	-	(509,262)
2073	41300	101	530667	Harlem-Garfield TIF Fund	Finance	External Support	(170)	(13,468)	(14,042)	-	-	-
2073	41300	101	570698	Harlem-Garfield TIF Fund	Finance	Economic Development Initiative	-	-	(1,000,000)	-	-	(100,000)
2073	41300	802	570959	Harlem-Garfield TIF Fund	Finance	Streetscaping	(3,834)	-	-	-	-	-
2073	41300	101	582100	Harlem-Garfield TIF Fund	Finance	Loss on Investments	-	(7,844)	-	-	-	-
SUB-TOTAL EXPENDITURES							<u>(4,004)</u>	<u>(21,312)</u>	<u>(1,014,042)</u>	<u>(300,000)</u>	<u>-</u>	<u>(609,262)</u>
NET SURPLUS/(DEFICIT)							<u>132,505</u>	<u>134,098</u>	<u>(853,809)</u>	<u>(137,245)</u>	<u>175,265</u>	<u>(433,997)</u>
Beginning Audited Fund Balance 1/1/16											258,732	
2016 Projected Surplus (Deficit)											<u>175,265</u>	
Ending Projected Fund Balance 12/31/16											<u>433,997</u>	
Estimated Fund Balance 1/1/17												433,997
2017 Budgeted Surplus (Deficit)												<u>(433,997)</u>
Ending Estimated Fund Balance 12/31/17												<u>-</u>

VILLAGE OF OAK PARK  
 FISCAL YEAR 2017 BUDGET  
 HEALTH GRANTS FUND

Fund	Dept	Program	Account	Description	Department	Description	2013	2014	2015	2016	2016	2017
							Actual	Actual	Actual	Budget	Projected	Budget
2101	44560	101	431400	Dental Sealants 2012-13	HEALTH - Health Grants	Grant Revenue	-	-	446	-	-	-
2102	44560	101	431400	Dental Sealants 2013-14	HEALTH - Health Grants	Grant Revenue	397	-	(7)	-	659	330
2103	44560	101	431400	Dental Sealants 2014-15	HEALTH - Health Grants	Grant Revenue	-	-	259	-	-	329
2104	44560	101	431400	Medicare Claim B	HEALTH - Health Grants	Grant Revenue	-	-	3	-	-	-
2106	44560	101	431400	CCDPH Mosq Prevent 2015	HEALTH - Health Grants	Grant Revenue	-	-	9,153	-	-	-
2107	44560	101	431400	CCDPH Mosq Prevent 2016	HEALTH - Health Grants	Grant Revenue	-	-	-	-	9,152	-
2108	44560	101	431400	CCDPH Mosq Prevent 2017	HEALTH - Health Grants	Grant Revenue	-	-	-	-	-	6,598
2109	44560	101	431400	Cook Cty West Nile Virus 2013	HEALTH - Health Grants	Grant Revenue	11,685	-	-	-	-	-
2110	44560	101	431400	Cities Readiness Init 2013-14	HEALTH - Health Grants	Grant Revenue	20,935	-	-	-	-	-
2111	44560	101	431400	Cities Readiness Init 2014-15	HEALTH - Health Grants	Grant Revenue	-	-	21,992	-	-	-
2112	44560	101	431400	Cities Readiness Init 2015-16	HEALTH - Health Grants	Grant Revenue	-	-	20,344	-	42,874	20,892
2113	44560	101	431400	Cities Readiness Init 2011-12	HEALTH - Health Grants	Grant Revenue	6	-	-	-	-	20,891
2114	44560	101	431400	Cities Readiness Init 2012-13	HEALTH - Health Grants	Grant Revenue	24,674	-	-	-	-	-
2115	44560	101	431400	CDBG Double Couple 2014-15	HEALTH - Health Grants	Grant Revenue	-	-	8,281	-	-	-
2117	44560	101	431400	CDBG Double Couple 2017	HEALTH - Health Grants	Grant Revenue	-	-	-	-	10,777	10,000
2124	44560	101	431400	Tattoo Facility 2012-13	HEALTH - Health Grants	Grant Revenue	975	-	-	-	500	500
2125	44560	101	431400	Tattoo Facility Inspect 2014-15	HEALTH - Health Grants	Grant Revenue	-	-	2,250	-	-	-
2127	44560	101	431400	FM Double Coupon - 2012	HEALTH - Health Grants	Grant Revenue	715	-	-	-	-	-
2128	44560	101	431400	Risk Based Fund Init 2012-13	HEALTH - Health Grants	Grant Revenue	10,466	-	-	-	-	-
2129	44560	101	431400	FM Double Coupon 2013	HEALTH - Health Grants	Grant Revenue	1,814	-	722	-	-	-
2130	44560	101	431400	Family Case Mgmt 2013-14	HEALTH - Health Grants	Grant Revenue	22,359	-	8,680	-	-	15,500
2131	44560	101	431400	Family Case Mgmt 2014-15	HEALTH - Health Grants	Grant Revenue	-	-	900	-	-	15,500
2133	44560	101	431400	Family Case Mgmt 2014-15	HEALTH - Health Grants	Grant Revenue	21,961	-	-	-	-	-
2134	44560	101	431400	Family Case Mgmt 2012-13	HEALTH - Health Grants	Grant Revenue	14,454	-	3,984	-	-	-
2136	44560	101	431400	PHIMC HIV 2014	HEALTH - Health Grants	Grant Revenue	-	-	2,500	-	10,000	-
2137	44560	101	461400	PHIMC HIV 2017	HEALTH - Health Grants	Grant Revenue	-	-	-	-	-	11,000
2150	44560	101	431400	IDPH Tan Facil Inspct 2013-14	HEALTH - Health Grants	Grant Revenue	300	-	-	-	-	-
2155	44560	101	431400	IDPH Tan Facil Inspct 2014-15	HEALTH - Health Grants	Grant Revenue	-	-	950	-	-	-
2156	44560	101	431400	W Nile Virus Prevent 2015-16	HEALTH - Health Grants	Grant Revenue	-	-	7,421	-	-	-
2157	44560	101	431400	W Nile Virus Prevent 2016-17	HEALTH - Health Grants	Grant Revenue	-	-	-	-	10,000	2,500
2158	44560	101	431400	IDPH W Nile Mosq Vect 2014-15	HEALTH - Health Grants	Grant Revenue	6,148	-	-	-	-	7,500
2162	44560	101	431400	Lead Poisoning 2011-12	HEALTH - Health Grants	Grant Revenue	353	-	-	-	-	-
2163	44560	101	431400	Dental Sealants 2012-13	HEALTH - Health Grants	Grant Revenue	262	-	-	-	-	-
2164	44560	101	431400	Tanning Facilities 2012-13	HEALTH - Health Grants	Grant Revenue	50	-	-	-	-	-
2170	44560	101	431400	IDPH Local Health Protect 2013-14	HEALTH - Health Grants	Grant Revenue	35,472	-	230	-	-	-
2171	44560	101	431400	Local Health Protect 2014-15	HEALTH - Health Grants	Grant Revenue	-	-	31,371	-	-	-
2172	44560	101	431400	Local Health Protect 2015-16	HEALTH - Health Grants	Grant Revenue	-	-	31,601	-	-	-
2173	44560	101	431400	Local Health Protect 2016-17	HEALTH - Health Grants	Grant Revenue	-	-	-	-	63,201	31,601
2174	44560	101	431400	Local Health Protect 2012-13	HEALTH - Health Grants	Grant Revenue	30,342	-	-	-	-	31,600
2175	44560	101	431400	NACCHO Medical Reserve Corps	HEALTH - Health Grants	Grant Revenue	6,974	-	290	-	-	-
2180	44560	101	431400	Pub Hlth Emerg Prep 2013-14	HEALTH - Health Grants	Grant Revenue	23,950	-	535	-	-	-
2181	44560	101	431400	Pub Hlth Emerg Prep 2014-15	HEALTH - Health Grants	Grant Revenue	-	-	27,976	-	-	-
2182	44560	101	431400	Pub Hlth Emerg Prep 2015-16	HEALTH - Health Grants	Grant Revenue	-	-	24,464	-	-	-
2183	44560	101	431400	Pub Hlth Emerg Prep 2016-17	HEALTH - Health Grants	Grant Revenue	-	-	-	-	52,929	25,109
2184	44560	101	431400	Pub Hlth Emerg Prep 2012-13	HEALTH - Health Grants	Grant Revenue	29,033	-	-	-	-	25,110
2185	44560	101	431400	Teen Preg Prevent 2013-14	HEALTH - Health Grants	Grant Revenue	8,392	-	-	-	-	-
2186	44560	101	431400	Teen Preg Prevent 2014-15	HEALTH - Health Grants	Grant Revenue	-	-	17,063	-	-	-
2187	44560	101	431400	Teen Preg Prevent 2015-16	HEALTH - Health Grants	Grant Revenue	-	-	7,423	-	-	-
2188	44560	101	431400	Teen Preg Prevent 2016-17	HEALTH - Health Grants	Grant Revenue	-	-	-	-	27,505	13,851
2189	44560	101	431400	Teen Preg Prevent 2012-13	HEALTH - Health Grants	Grant Revenue	18,971	-	-	-	-	13,850



VILLAGE OF OAK PARK  
FISCAL YEAR 2017 BUDGET  
HEALTH GRANTS FUND

Fund	Dept	Program	Account	Description	Department	Description	2013	2014	2015	2016	2016	2017
							Actual	Actual	Actual	Budget	Projected	Budget
2190	44560	101	431400	IL Tobacco Free 2013-14	HEALTH - Health Grants	Grant Revenue	8,335	-	-	-	-	-
2191	44560	101	431400	IL Tobacco Free 2014-15	HEALTH - Health Grants	Grant Revenue	-	-	9,906	-	-	-
2192	44560	101	431400	IL Tobacco Free 2015-16	HEALTH - Health Grants	Grant Revenue	-	-	3,561	-	-	-
2193	44560	101	431400	IL Tobacco Free 2016-17	HEALTH - Health Grants	Grant Revenue	-	-	-	-	18,700	10,228
2194	44560	101	431400	IL Tobacco Free 2012-13	HEALTH - Health Grants	Grant Revenue	12,871	-	-	-	-	10,228
2196	44560	101	431400	Medicaid Claim -B	HEALTH - Health Grants	Grant Revenue	20,525	-	-	-	-	9,000
2197	44560	101	431400	PH Prep against EBOLA 15-16	HEALTH - Health Grants	Grant Revenue	-	-	5,562	-	5,000	-
2198	44560	101	431400	Body Art 2013-14	HEALTH - Health Grants	Grant Revenue	863	-	-	-	400	400
SUB TOTAL REVENUES							333,280	-	247,861	-	251,697	282,517
2101	44560	101	530664	Dental Sealants 2012-13	HEALTH - Health Grants	Dental Sealant Services	-	-	(446)	-	-	-
2102	44560	101	530664	Dental Sealants 2013-14	HEALTH - Health Grants	Dental Sealant Services	(397)	-	-	-	(659)	(330)
2103	44560	101	530664	Dental Sealants 2014-15	HEALTH - Health Grants	Dental Sealant Services	-	-	(259)	-	-	(329)
2104	44560	101	560631	Dental Sealants 2015-16	HEALTH - Health Grants	Operational Supplies	-	-	(3)	-	-	-
2106	44560	101	510501	CCDPH Mosq Prevent 2015	HEALTH - Health Grants	Regular Salaries	-	-	(5,350)	-	-	-
2106	44560	101	520999	CCDPH Mosq Prevent 2015	HEALTH - Health Grants	Grant Admin. - Benefits	-	-	(2,466)	-	-	-
2106	44560	101	550601	CCDPH Mosq Prevent 2015	HEALTH - Health Grants	Printing	-	-	(511)	-	-	-
2106	44560	101	560631	CCDPH Mosq Prevent 2015	HEALTH - Health Grants	Operational Supplies	-	-	(825)	-	-	-
2108	44560	101	510501	Cook Cty West Nile Virus 4/17-10/17	HEALTH - Health Grants	Regular Salaries	-	-	-	-	(9,152)	(6,598)
2109	44560	101	510501	Cook Cty West Nile Virus 2013	HEALTH - Health Grants	Regular Salaries	(8,022)	-	-	-	-	-
2109	44560	101	550601	Cook Cty West Nile Virus 2013	HEALTH - Health Grants	Printing	(347)	-	-	-	-	-
2109	44560	101	560631	Cook Cty West Nile Virus 2013	HEALTH - Health Grants	Operational Supplies	(3,316)	-	-	-	-	-
2110	44560	101	510501	Cities Readiness Init 2013-14	HEALTH - Health Grants	Regular Salaries	(18,596)	-	-	-	-	-
2110	44560	101	540690	Cities Readiness Init 2013-14	HEALTH - Health Grants	Telecommunications Charges	(2,339)	-	-	-	-	-
2111	44560	101	510501	Cities Readiness Init 2014-15	HEALTH - Health Grants	Regular Salaries	-	-	(18,342)	-	-	-
2111	44560	101	530656	Cities Readiness Init 2014-15	HEALTH - Health Grants	Grant Contractuals	-	-	(1,050)	-	-	-
2111	44560	101	540690	Cities Readiness Init 2014-15	HEALTH - Health Grants	Telecommunications Charges	-	-	(2,386)	-	-	-
2111	44560	101	560631	Cities Readiness Init 2014-15	HEALTH - Health Grants	Operational Supplies	-	-	(213)	-	-	-
2112	44560	101	510501	Cities Readiness Init 2015-16	HEALTH - Health Grants	Regular Salaries	-	-	(18,950)	-	(42,874)	(18,969)
2112	44560	101	540690	Cities Readiness Init 2015-16	HEALTH - Health Grants	Telecommunications Charges	-	-	(1,395)	-	-	(700)
2112	44560	101	560631	Cities Readiness Init 2015-16	HEALTH - Health Grants	Operational Supplies	-	-	-	-	-	(1,223)
2113	44560	101	510501	Cities Readiness Init 2011-12	HEALTH - Health Grants	Regular Salaries	(6)	-	-	-	-	(18,969)
2113	44560	101	540690	Cities Readiness Init 2011-12	HEALTH - Health Grants	Telecommunications Charges	-	-	-	-	-	(700)
2113	44560	101	560631	Cities Readiness Init 2011-12	HEALTH - Health Grants	Operational Supplies	-	-	-	-	-	(1,222)
2114	44560	101	510501	Cities Readiness Init 2012-13	HEALTH - Health Grants	Regular Salaries	(17,137)	-	-	-	-	-
2114	44560	101	530656	Cities Readiness Init 2012-13	HEALTH - Health Grants	Grant Contractuals	(2,492)	-	-	-	-	-
2114	44560	101	540690	Cities Readiness Init 2012-13	HEALTH - Health Grants	Telecommunications Charges	(2,876)	-	-	-	-	-
2114	44560	101	570666	Cities Readiness Init 2012-13	HEALTH - Health Grants	Grant Related Equipment	(2,169)	-	-	-	-	-
2115	44560	101	560638	CDBG Double Couple 2014-15	HEALTH - Health Grants	Special Events	-	-	(8,281)	-	-	-
2117	44560	101	560638	CDBG Double Couple 2016-17	HEALTH - Health Grants	Special Events	-	-	-	-	(10,777)	(10,000)
2124	44560	101	510501	Tattoo Facility 2012-13	HEALTH - Health Grants	Regular Salaries	(975)	-	-	-	(500)	(500)
2125	44560	101	560631	Tattoo Facility 2013-14	HEALTH - Health Grants	Operational Supplies	-	-	(2,250)	-	-	-
2127	44560	101	570667	FM Double Coupon - 2012	HEALTH - Health Grants	Grant Expenses	(715)	-	-	-	-	-
2128	44560	101	510501	Risk Based Fund Init 2012-13	HEALTH - Health Grants	Grant Expenses	(10,466)	-	-	-	-	-
2129	44560	101	560638	FM Double Coupon 2013	HEALTH - Health Grants	Special Events	-	-	(722)	-	-	-
2129	44560	101	570667	FM Double Coupon 2013	HEALTH - Health Grants	Grant Expenses	(1,814)	-	-	-	-	-
2130	44560	101	510501	Family Case Mgmt 2013-14	HEALTH - Health Grants	Regular Salaries	(21,309)	-	-	-	-	(14,600)
2130	44560	101	510501	Family Case Mgmt 2013-14	HEALTH - Health Grants	Regular Salaries	(1,050)	-	-	-	-	(14,600)
2130	44560	101	560631	Family Case Mgmt 2013-14	HEALTH - Health Grants	Operational Supplies	-	-	(8,680)	-	-	-

VILLAGE OF OAK PARK  
FISCAL YEAR 2017 BUDGET  
HEALTH GRANTS FUND

Fund	Dept	Program	Account	Description	Department	Description	2013	2014	2015	2016	2016	2017
							Actual	Actual	Actual	Budget	Projected	Budget
2131	44560	101	540669	Family Case Mgmt 2014-15	HEALTH - Health Grants	Rent Expense	-	-	(900)	-	-	(900)
2133	44560	101	540669	Family Case Mgmt 2014-15	HEALTH - Health Grants	Rent Expense	-	-	-	-	-	(900)
2133	44560	101	510501	Family Case Mgmt 2014-15	HEALTH - Health Grants	Regular Salaries	(21,961)	-	-	-	-	-
2134	44560	101	510501	Family Case Mgmt 2012-13	HEALTH - Health Grants	Regular Salaries	(13,554)	-	-	-	-	-
2134	44560	101	540669	Family Case Mgmt 2012-13	HEALTH - Health Grants	Rent Expense	(900)	-	-	-	-	-
2134	44560	101	560631	Family Case Mgmt 2012-13	HEALTH - Health Grants	Operational Supplies	-	-	(3,984)	-	-	-
2136	44560	101	510501	PHIMC HIV 2014	HEALTH - Health Grants	Regular Salaries	-	-	(2,500)	-	-	-
2137	44560	101	510501	PHIMC HIV 2017	HEALTH - Health Grants	Regular Salaries	-	-	-	-	(10,000)	(11,000)
2150	44560	101	510501	IDPH Tan Facil Inspct 2013-14	HEALTH - Health Grants	Regular Salaries	(300)	-	-	-	-	-
2155	44560	101	550656	IDPH Tan Facil Inspct 2014-15	HEALTH - Health Grants	Miscellaneous Expense	-	-	(40)	-	-	-
2155	44560	101	560631	IDPH Tan Facil Inspct 2014-15	HEALTH - Health Grants	Family Case Mgmt 2012-13	-	-	(910)	-	-	-
2156	44560	101	510501	IDPH W Nile Mosq Vect 2014-15	HEALTH - Health Grants	Regular Salaries	-	-	(6,138)	-	-	-
2156	44560	101	520999	IDPH W Nile Mosq Vect 2014-15	HEALTH - Health Grants	Grant Admin. - Benefits	-	-	(1,007)	-	-	-
2156	44560	101	530656	IDPH W Nile Mosq Vect 2014-15	HEALTH - Health Grants	Grant Contractuals	-	-	(40)	-	-	-
2156	44560	101	550603	IDPH W Nile Mosq Vect 2014-15	HEALTH - Health Grants	Postage	-	-	(101)	-	-	-
2156	44560	101	560631	IDPH W Nile Mosq Vect 2014-15	HEALTH - Health Grants	Operational Supplies	-	-	(135)	-	-	-
2157	44560	101	510501	IDPH W Nile Mosq Vect 1/17-3/17	HEALTH - Health Grants	Regular Salaries	-	-	-	-	(10,000)	(2,092)
2157	44560	101	520999	IDPH W Nile Mosq Vect 1/17-3/17	HEALTH - Health Grants	Grant Admin. - Benefits	-	-	-	-	-	(408)
2158	44560	101	510501	IDPH W Nile Mosq Vect 4/17-12/17	HEALTH - Health Grants	Regular Salaries	(6,037)	-	-	-	-	(6,276)
2158	44560	101	520999	IDPH W Nile Mosq Vect 4/17-12/17	HEALTH - Health Grants	Grant Admin. - Benefits	-	-	-	-	-	(1,224)
2158	44560	101	550603	IDPH W Nile Mosq Vect 2014-15	HEALTH - Health Grants	Postage	(91)	-	-	-	-	-
2158	44560	101	550656	IDPH W Nile Mosq Vect 2014-15	HEALTH - Health Grants	Miscellaneous Expense	(20)	-	-	-	-	-
2162	44560	101	510501	Lead Poisoning 2011-12	HEALTH - Health Grants	Regular Salaries	(353)	-	-	-	-	-
2163	44560	101	530664	Dental Sealants 2012-13	HEALTH - Health Grants	Dental Sealant Services	(262)	-	-	-	-	-
2164	44560	101	510501	Tanning Facilities 2012-13	HEALTH - Health Grants	Regular Salaries	(50)	-	-	-	-	-
2170	44560	101	510501	IDPH Local Health Protect 2013-14	HEALTH - Health Grants	Regular Salaries	(23,604)	-	-	-	-	-
2170	44560	101	530656	IDPH Local Health Protect 2013-14	HEALTH - Health Grants	Grant Contractuals	(11,868)	-	(230)	-	-	-
2171	44560	101	510501	Local Health Protect 2014-15	HEALTH - Health Grants	Regular Salaries	-	-	(21,681)	-	-	-
2171	44560	101	530656	Local Health Protect 2014-15	HEALTH - Health Grants	Grant Contractuals	-	-	(9,689)	-	-	-
2172	44560	101	510501	Local Health Protect 2015-16	HEALTH - Health Grants	Regular Salaries	-	-	(18,936)	-	-	-
2172	44560	101	520999	Local Health Protect 2015-16	HEALTH - Health Grants	Grant Admin. - Benefits	-	-	(8,730)	-	-	-
2173	44560	101	530656	Local Health Protect 2016-17	HEALTH - Health Grants	Grant Contractuals	-	-	(3,935)	-	-	(3,845)
2173	44560	101	520999	Local Health Protect 2016-17	HEALTH - Health Grants	Local Health Protect 2017-18	-	-	-	-	-	(8,758)
2173	44560	101	510501	Local Health Protect 2016-17	HEALTH - Health Grants	Regular Salaries	(22,276)	-	-	-	(63,201)	(18,998)
2174	44560	101	510501	Local Health Protect 2017-18	HEALTH - Health Grants	Regular Salaries	-	-	-	-	-	(18,997)
2174	44560	101	520999	Local Health Protect 2017-18	HEALTH - Health Grants	Grant Admin. - Benefits	-	-	-	-	-	(8,758)
2174	44560	101	530656	Local Health Protect 2017-18	HEALTH - Health Grants	Grant Contractuals	(8,066)	-	-	-	-	(3,845)
2175	44560	101	530650	NACCHO Medical Reserve Corps	HEALTH - Health Grants	Conferences Training	(230)	-	(250)	-	-	-
2175	44560	101	550605	NACCHO Medical Reserve Corps	HEALTH - Health Grants	Travel & Mileage Reimbursement	(90)	-	-	-	-	-
2175	44560	101	560631	NACCHO Medical Reserve Corps	HEALTH - Health Grants	Operational Supplies	(6,653)	-	(40)	-	-	-
2180	44560	101	510501	Pub Hlth Emerg Prep 2013-14	HEALTH - Health Grants	Regular Salaries	(18,596)	-	(535)	-	-	-
2180	44560	101	530650	Pub Hlth Emerg Prep 2013-14	HEALTH - Health Grants	Conference Training	(762)	-	-	-	-	-
2180	44560	101	530656	Pub Hlth Emerg Prep 2013-14	HEALTH - Health Grants	Grant Contractuals	(3,750)	-	-	-	-	-
2180	44560	101	540690	Pub Hlth Emerg Prep 2013-14	HEALTH - Health Grants	Telecommunications Charges	(628)	-	-	-	-	-
2180	44560	101	550605	Pub Hlth Emerg Prep 2013-14	HEALTH - Health Grants	Travel & Mileage Reimbursement	(81)	-	-	-	-	-
2180	44560	101	560631	Pub Hlth Emerg Prep 2013-14	HEALTH - Health Grants	Operational Supplies	(134)	-	-	-	-	-
2181	44560	101	510501	Pub Hlth Emerg Prep 2014-15	HEALTH - Health Grants	Regular Salaries	-	-	(18,478)	-	-	-
2181	44560	101	530650	Pub Hlth Emerg Prep 2014-15	HEALTH - Health Grants	Conferences Training	-	-	(1,722)	-	-	-
2181	44560	101	530656	Pub Hlth Emerg Prep 2014-15	HEALTH - Health Grants	Grant Contractuals	-	-	(4,696)	-	-	-
2181	44560	101	540690	Pub Hlth Emerg Prep 2014-15	HEALTH - Health Grants	Telecommunication Charges	-	-	(699)	-	-	-

VILLAGE OF OAK PARK  
FISCAL YEAR 2017 BUDGET  
HEALTH GRANTS FUND

Fund	Dept	Program	Account	Description	Department	Description	2013	2014	2015	2016	2016	2017
							Actual	Actual	Actual	Budget	Projected	Budget
2181	44560	101	550605	Pub Hlth Emerg Prep 2014-15	HEALTH - Health Grants	Travel & Mileage Reimbursement	-	-	(372)	-	-	-
2181	44560	101	560631	Pub Hlth Emerg Prep 2014-15	HEALTH - Health Grants	Operational Supplies	-	-	(1,461)	-	-	-
2181	44560	101	570666	Pub Hlth Emerg Prep 2014-15	HEALTH - Health Grants	Grant Related Equipment	-	-	(550)	-	-	-
2182	44560	101	510501	Pub Hlth Emerg Prep 2015-16	HEALTH - Health Grants	Regular Salaries	-	-	(18,383)	-	-	-
2182	44560	101	530650	Pub Hlth Emerg Prep 2015-16	HEALTH - Health Grants	Conferences Training	-	-	(482)	-	-	-
2182	44560	101	530656	Pub Hlth Emerg Prep 2015-16	HEALTH - Health Grants	Grant Contractuals	-	-	(3,960)	-	-	-
2182	44560	101	540690	Pub Hlth Emerg Prep 2015-16	HEALTH - Health Grants	Telecommunication Charges	-	-	(798)	-	-	-
2182	44560	101	550605	Pub Hlth Emerg Prep 2015-16	HEALTH - Health Grants	Travel & Mileage Reimbursement	-	-	(74)	-	-	-
2182	44560	101	560631	Pub Hlth Emerg Prep 2015-16	HEALTH - Health Grants	Operational Supplies	-	-	(667)	-	-	-
2182	44560	101	570666	Pub Hlth Emerg Prep 2015-16	HEALTH - Health Grants	Grant Related Equipment	-	-	(100)	-	-	-
2183	44560	101	510501	Pub Hlth Emerg Prep 2016-17	HEALTH - Health Grants	Regular Salaries	-	-	-	-	(52,929)	(19,008)
2183	44560	101	530656	Pub Hlth Emerg Prep 2016-17	HEALTH - Health Grants	Grant Contractuals	-	-	-	-	-	(3,750)
2183	44560	101	540690	Pub Hlth Emerg Prep 2016-17	HEALTH - Health Grants	Telecommunication Charges	-	-	-	-	-	(1,764)
2183	44560	101	550605	Pub Hlth Emerg Prep 2016-17	HEALTH - Health Grants	Travel & Mileage Reimbursement	-	-	-	-	-	(388)
2183	44560	101	560631	Pub Hlth Emerg Prep 2016-17	HEALTH - Health Grants	Operational Supplies	-	-	-	-	-	(200)
2184	44560	101	510501	Pub Hlth Emrg Prep 2015-16	HEALTH - Health Grants	Regular Salaries	(22,054)	-	-	-	-	(19,008)
2184	44560	101	530650	Pub Hlth Emrg Prep 2015-16	HEALTH - Health Grants	Conferences Training	(794)	-	-	-	-	-
2184	44560	101	530656	Pub Hlth Emrg Prep 2015-16	HEALTH - Health Grants	Grant Contractuals	(5,260)	-	-	-	-	(3,750)
2184	44560	101	540690	Pub Hlth Emrg Prep 2015-16	HEALTH - Health Grants	Telecommunication Charges	(925)	-	-	-	-	(1,764)
2184	44560	101	550605	Pub Hlth Emrg Prep 2015-16	HEALTH - Health Grants	Travel & Mileage Reimbursement	-	-	-	-	-	(387)
2184	44560	101	560631	Pub Hlth Emrg Prep 2015-16	HEALTH - Health Grants	Operational Supplies	-	-	-	-	-	(200)
2185	44560	101	510501	Teen Preg Prevent 2013-14	HEALTH - Health Grants	Regular Salaries	(5,772)	-	-	-	-	-
2185	44560	101	520522	Teen Preg Prevent 2013-14	HEALTH - Health Grants	Social Security Expense	(2,620)	-	-	-	-	-
2186	44560	101	510501	Teen Preg Prevent 2014-15	HEALTH - Health Grants	Regular Salaries	-	-	(3,540)	-	-	-
2186	44560	101	520999	Teen Preg Prevent 2014-15	HEALTH - Health Grants	Grant Admin. - Benefits	-	-	(2,720)	-	-	-
2186	44560	101	530656	Teen Preg Prevent 2014-15	HEALTH - Health Grants	Grant Contractuals	-	-	(10,748)	-	-	-
2186	44560	101	560631	Teen Preg Prevent 2014-15	HEALTH - Health Grants	Operational Supplies	-	-	(55)	-	-	-
2187	44560	101	510501	Teen Preg Prevent 2015-16	HEALTH - Health Grants	Regular Salaries	-	-	(3,096)	-	-	-
2187	44560	101	520999	Teen Preg Prevent 2015-16	HEALTH - Health Grants	Grant Admin. - Benefits	-	-	(929)	-	-	-
2187	44560	101	530656	Teen Preg Prevent 2015-16	HEALTH - Health Grants	Grant Contractuals	-	-	(3,050)	-	-	-
2187	44560	101	550601	Teen Preg Prevent 2015-16	HEALTH - Health Grants	Printing	-	-	(348)	-	-	-
2188	44560	101	510501	Teen Preg Prevent 2016-17	HEALTH - Health Grants	Regular Salaries	-	-	-	-	(27,505)	(4,590)
2188	44560	101	520999	Teen Preg Prevent 2016-17	HEALTH - Health Grants	Grant Admin. - Benefits	-	-	-	-	-	(1,890)
2188	44560	101	530656	Teen Preg Prevent 2016-17	HEALTH - Health Grants	Grant Contractuals	-	-	-	-	-	(7,371)
2189	44560	101	510501	Teen Preg Prevent 2017-18	HEALTH - Health Grants	Regular Salaries	-	-	-	-	-	(4,590)
2189	44560	101	530656	Teen Preg Prevent 2017-18	HEALTH - Health Grants	Grant Contractuals	-	-	-	-	-	(1,890)
2189	44560	101	560631	Teen Preg Prevent 2017-18	HEALTH - Health Grants	Operational Supplies	-	-	-	-	-	(7,370)
2190	44560	101	510501	IL Tobacco Free 2013-14	HEALTH - Health Grants	Regular Salaries	(8,075)	-	-	-	-	-
2190	44560	101	550601	IL Tobacco Free 2013-14	HEALTH - Health Grants	Printing	(260)	-	-	-	-	-
2191	44560	101	510501	IL Tobacco Free 2014-15	HEALTH - Health Grants	Regular Salaries	-	-	(3,008)	-	-	-
2191	44560	101	530656	IL Tobacco Free 2014-15	HEALTH - Health Grants	Grant Contractuals	-	-	(5,119)	-	-	-
2191	44560	101	550605	IL Tobacco Free 2014-15	HEALTH - Health Grants	Travel & Mileage Reimbursement	-	-	(105)	-	-	-
2191	44560	101	560631	IL Tobacco Free 2014-15	HEALTH - Health Grants	Operational Supplies	-	-	(1,675)	-	-	-
2192	44560	101	510501	IL Tobacco Free 2015-16	HEALTH - Health Grants	Regular Salaries	-	-	(2,584)	-	-	-
2192	44560	101	520999	IL Tobacco Free 2015-16	HEALTH - Health Grants	Grant Admin. - Benefits	-	-	(775)	-	-	-
2192	44560	101	530656	IL Tobacco Free 2015-16	HEALTH - Health Grants	Grant Contractuals	-	-	(203)	-	-	-
2193	44560	101	510501	IL Tobacco Free 2016-17	HEALTH - Health Grants	Regular Salaries	-	-	-	-	(18,700)	(3,420)
2193	44560	101	520999	IL Tobacco Free 2016-17	HEALTH - Health Grants	Grant Admin. - Benefits	-	-	-	-	-	(802)
2193	44560	101	530656	IL Tobacco Free 2016-17	HEALTH - Health Grants	Grant Contractuals	-	-	-	-	-	(6,006)
2194	44560	101	510501	IL Tobacco Free 2017-18	HEALTH - Health Grants	Regular Salaries	(7,866)	-	-	-	-	(3,420)

VILLAGE OF OAK PARK  
FISCAL YEAR 2017 BUDGET  
HEALTH GRANTS FUND

<u>Fund</u>	<u>Dept</u>	<u>Program</u>	<u>Account</u>	<u>Description</u>	<u>Department</u>	<u>Description</u>	<u>2013</u> <u>Actual</u>	<u>2014</u> <u>Actual</u>	<u>2015</u> <u>Actual</u>	<u>2016</u> <u>Budget</u>	<u>2016</u> <u>Projected</u>	<u>2017</u> <u>Budget</u>
2194	44560	101	550601	IL Tobacco Free 2017-18	HEALTH - Health Grants	Printing	(423)	-	-	-	-	-
2194	44560	101	520999	IL Tobacco Free 2017-18	HEALTH - Health Grants	Grant Admin. - Benefits	-	-	-	-	-	(802)
2194	44560	101	530656	IL Tobacco Free 2017-18	HEALTH - Health Grants	Grant Contractuals	-	-	-	-	-	(6,006)
2194	44560	101	550603	IL Tobacco Free 2017-18	HEALTH - Health Grants	Postage	(754)	-	-	-	-	-
2194	44560	101	550605	IL Tobacco Free 2012-13	HEALTH - Health Grants	Travel & Mileage Reimbursement	(141)	-	-	-	-	-
2194	44560	101	560631	IL Tobacco Free 2012-13	HEALTH - Health Grants	Operational Supplies	(3,687)	-	-	-	-	-
2196	44560	101	510501	Medicaid Claim -B	HEALTH - Health Grants	Regular Salaries	(20,525)	-	-	-	-	(9,000)
2197	44560	101	530656	PH Prep against EBOLA 15-16	HEALTH - Health Grants	Grant Contractuals	-	-	(5,562)	-	(5,000)	-
2198	44560	101	510501	Body Art 2013-14	HEALTH - Health Grants	Regular Salaries	(863)	-	-	-	(400)	(400)
SUB TOTAL EXPENDITURES							(314,309)	-	(247,868)	-	(251,697)	(282,517)
NET SURPLUS/(DEFICIT)							18,971	-	(7)	-	-	-

VILLAGE OF OAK PARK  
FISCAL YEAR 2017 BUDGET  
KEEP OAK PARK BEAUTIFUL (KOPB) FUND

<u>Fund</u>	<u>Dept</u>	<u>Program</u>	<u>Account</u>	<u>Description</u>	<u>Department</u>	<u>Description</u>	<u>2013</u> <u>Actual</u>	<u>2014</u> <u>Actual</u>	<u>2015</u> <u>Actual</u>	<u>2016</u> <u>Budget</u>	<u>2016</u> <u>Projected</u>	<u>2017</u> <u>Budget</u>
5056	43760	796	431400	Keep Oak Park Beautiful	DPW - Environmental Services	Grant Revenue	11,991	6,021	5,749	6,000	7,250	6,000
5056	41300	101	461490	Keep Oak Park Beautiful	Finance	Interest Revenue	-	-	40	-	-	-
SUB-TOTAL REVENUE							<u>11,991</u>	<u>6,021</u>	<u>5,789</u>	<u>6,000</u>	<u>7,250</u>	<u>6,000</u>
5056	43760	796	530650	Keep Oak Park Beautiful	DPW - Environmental Services	Conferences Training	(1,927)	(1,551)	(645)	-	-	(1,500)
5056	43760	796	530660	Keep Oak Park Beautiful	DPW - Environmental Services	General Contractuals	(1,349)	-	-	-	-	-
5056	43760	796	530667	Keep Oak Park Beautiful	DPW - Environmental Services	External Support	(991)	(2,773)	(591)	-	-	(2,500)
5056	43760	101	550601	Keep Oak Park Beautiful	DPW - Environmental Services	Printing	(85)	-	-	-	-	-
5056	43760	796	550601	Keep Oak Park Beautiful	DPW - Environmental Services	Printing	(2,358)	-	-	-	-	-
5056	43760	796	550602	Keep Oak Park Beautiful	DPW - Environmental Services	Membership Dues	-	(250)	-	-	-	-
5056	43760	796	560631	Keep Oak Park Beautiful	DPW - Environmental Services	Operational Supplies	(5,281)	(922)	(4,554)	-	(4,750)	(4,500)
5056	43760	796	570667	Keep Oak Park Beautiful	DPW - Environmental Services	Grant Expenses	-	(525)	-	-	-	-
SUB-TOTAL EXPENDITURES							<u>(11,991)</u>	<u>(6,021)</u>	<u>(5,789)</u>	<u>-</u>	<u>(4,750)</u>	<u>(8,500)</u>
NET SURPLUS/(DEFICIT)							<u>-</u>	<u>-</u>	<u>-</u>	<u>6,000</u>	<u>2,500</u>	<u>(2,500)</u>
Beginning Audited Fund Balance 1/1/16											-	
2016 Projected Surplus (Deficit)											<u>2,500</u>	
Ending Projected Fund Balance 12/31/16											<u>2,500</u>	
Estimated Fund Balance 1/1/17												2,500
2017 Budgeted Surplus (Deficit)												<u>(2,500)</u>
Ending Estimated Fund Balance 12/31/17												<u>-</u>

VILLAGE OF OAK PARK  
 FISCAL YEAR 2017 BUDGET  
 COOK COUNTY LEAD HAZARD PREVENTION GRANT

<u>Fund</u>	<u>Dept</u>	<u>Program</u>	<u>Account</u>	<u>Description</u>	<u>Department</u>	<u>Description</u>	2013 <u>Actual</u>	2014 <u>Actual</u>	2015 <u>Actual</u>	2016 <u>Budget</u>	2016 <u>Projected</u>	2017 <u>Budget</u>
2079	46206	101	441462	Cook County Lead Hazard Prevention DCS	DCS Neighborhood Services	Miscellaneous Revenue	-	-	-	-	80,000	80,000
2079	46206	101	585612	Cook County Lead Hazard Prevention DCS	DCS Neighborhood Services	Lead Hazard Control Grants	-	-	-	-	(80,000)	(80,000)
NET SURPLUS/(DEFICIT)							-	-	-	-	-	-

## Madison Street Tax Increment Financing District

### Fund Summary

The Madison Street TIF was adopted by the Village Board on February 6, 1995 and at that time it identified the following projects (along with costs estimates) for the Madison TIF District:

Public Improvements	\$7,000,000
Land Acquisition	\$8,000,000
Site Preparation	\$7,500,000
Rehabilitation of Existing Buildings	\$3,000,000
<u>Administration and Professional Services</u>	<u>\$2,500,000</u>
Total	\$28,000,000

The above project estimates were established in accordance with the TIF. The Village, under the Illinois TIF Act generally is allowed to use property tax increment generated by the TIF within the District for the following:

- Property acquisition
- The rehabilitation or renovation of existing public or private buildings
- Infrastructure improvements
- Relocation expenses
- Financing costs, including interest assistance
- Studies, surveys, and plans
- Marketing sites within the TIF District
- Professional services (such as architectural, engineering, legal, and financial planning)
- Demolition and site preparation

VILLAGE OF OAK PARK  
FISCAL YEAR 2017 BUDGET  
MADISON STREET TIF FUND

<u>Fund</u>	<u>Dept</u>	<u>Program</u>	<u>Account</u>	<u>Description</u>	<u>Department</u>	<u>Description</u>	<u>2013</u> <u>Actual</u>	<u>2014</u> <u>Actual</u>	<u>2015</u> <u>Actual</u>	<u>2016</u> <u>Budget</u>	<u>2016</u> <u>Projected</u>	<u>2017</u> <u>Budget</u>
2072	41300	101	411401	Madison Street TIF Fund	Finance	Property Tax Levy	2,163,201	1,876,769	2,010,171	1,900,000	1,800,000	1,800,000
2072	46201	101	440492	Madison Street TIF Fund	Finance	Reimbursement of Expenses	220	-	-	-	-	-
2072	41300	101	441462	Madison Street TIF Fund	Finance	Miscellaneous Revenue	2,175	2,175	2,175	50,000	50,000	-
2072	46205	101	441462	Madison Street TIF Fund	Finance	Miscellaneous Revenue	-	-	205,306	-	-	-
2072	46204	101	441480	Madison Street TIF Fund	Finance	Legal Settlements	350,000	-	-	-	-	-
2072	46201	101	461450	Madison Street TIF Fund	Finance	Loan Interest	7,235	-	-	-	-	-
2072	41300	101	461490	Madison Street TIF Fund	Finance	Interest Revenue	4,641	15,807	3,423	-	-	2,500
2072	41300	101	462477	Madison Street TIF Fund	Finance	Rental of Property	39,500	-	15,076	-	-	-
2072	41300	101	493810	Madison Street TIF Fund	Finance	IMET Recovery	-	-	5,094	-	-	-
<b>SUB-TOTAL REVENUE</b>							<b>2,566,971</b>	<b>1,894,751</b>	<b>2,241,246</b>	<b>1,950,000</b>	<b>1,850,000</b>	<b>1,802,500</b>
2072	46201	101	530649	Madison Street TIF Fund	Finance	Sales Tax Rebate	(29,518)	-	-	-	-	-
2072	41070	101	530667	Madison Street TIF Fund	Finance	External Support	(9,065)	(18,664)	(72,329)	-	(28,903)	-
2072	46202	101	530667	Madison Street TIF Fund	Finance	External Support	(556)	-	-	-	-	-
2072	46205	101	530667	Madison Street TIF Fund	Finance	External Support	(1,014)	-	-	-	-	-
2072	46202	101	550652	Madison Street TIF Fund	Finance	Legal Postings and Doc. Fees	-	(2,259)	-	-	-	-
2072	41300	101	570698	Madison Street TIF Fund	Finance	Economic Development Initiativ	-	(32,411)	(250,000)	(8,676,500)	(100,000)	-
2072	41300	101	570707	Madison Street TIF Fund	Finance	Capital Improvements	-	-	(154,488)	-	-	(5,862,500)
2072	41300	101	580680	Madison Street TIF Fund	Finance	Tax Agency Distribution	(686,428)	-	-	-	-	-
2072	41300	101	582100	Madison Street TIF Fund	Finance	Loss on Investments	-	(154,849)	-	-	-	-
2072	41300	101	591812	Madison Street TIF Fund	Finance	Transfer To Capital Bldg Impr	-	-	-	(1,423,500)	(250,000)	-
2072	41300	101	591896	Madison Street TIF Fund	Finance	Payment to Escrow Agent	-	-	(6,300,000)	-	-	-
<b>SUB-TOTAL EXPENDITURES</b>							<b>(726,580)</b>	<b>(208,182)</b>	<b>(6,776,817)</b>	<b>(10,100,000)</b>	<b>(378,903)</b>	<b>(5,862,500)</b>
<b>NET SURPLUS/(DEFICIT)</b>							<b>1,840,390</b>	<b>1,686,569</b>	<b>(4,535,571)</b>	<b>(8,150,000)</b>	<b>1,471,097</b>	<b>(4,060,000)</b>
Beginning Audited Fund Balance 1/1/16											12,282,525	
2016 Projected Surplus (Deficit)											1,471,097	
Ending Projected Fund Balance 12/31/16											<u>13,753,622</u>	
Estimated Fund Balance 1/1/17											13,753,622	
2017 Budgeted Surplus (Deficit)											(4,060,000)	
Ending Estimated Fund Balance 12/31/17											<u>9,693,622</u>	



## **Motor Fuel Tax Fund**

### **Fund Summary**

The Motor Fuel Tax (MFT) Fund receives the Village's share of the state gasoline tax distributed to municipalities based on a multi-layered formula. These funds are transferred to the General Fund to be used for labor and material costs associated with maintaining roadways throughout the Village.

VILLAGE OF OAK PARK  
FISCAL YEAR 2017 BUDGET  
MOTOR FUEL TAX FUND

<u>Fund</u>	<u>Dept</u>	<u>Program</u>	<u>Account</u>	<u>Description</u>	<u>Department</u>	<u>Description</u>	<u>2013</u> <u>Actual</u>	<u>2014</u> <u>Actual</u>	<u>2015</u> <u>Actual</u>	<u>2016</u> <u>Budget</u>	<u>2016</u> <u>Projected</u>	<u>2017</u> <u>Budget</u>	
2038	41300	101	435480	Motor Fuel Tax Fund	DPW - Administration	Motor Fuel Tax Allotment	1,497,430	1,741,355	1,268,282	1,800,000	1,298,800	1,342,800	
2038	41300	101	461490	Motor Fuel Tax Fund	DPW - Administration	Interest Revenue	788	1,352	484	600	1,200	1,200	
2038	41300	101	493810	Motor Fuel Tax Fund	DPW - Administration	IMET Recovery	-	-	369	-	-	-	
SUB-TOTAL REVENUES							<u>1,498,218</u>	<u>1,742,707</u>	<u>1,269,135</u>	<u>1,800,600</u>	<u>1,300,000</u>	<u>1,344,000</u>	
2038	41300	101	582100	Motor Fuel Tax Fund	DPW - Administration	Loss on Investments	-	(11,220)	-	-	-	-	
2038	43710	101	591801	Motor Fuel Tax Fund	DPW - Administration	Transfer To General Fund	(1,500,000)	(1,600,000)	(1,270,000)	(1,800,000)	(1,300,000)	(1,344,000)	
SUB-TOTAL EXPENDITURES							<u>(1,500,000)</u>	<u>(1,611,220)</u>	<u>(1,270,000)</u>	<u>(1,800,000)</u>	<u>(1,300,000)</u>	<u>(1,344,000)</u>	
NET SURPLUS/(DEFICIT)							<u>(1,782)</u>	<u>131,487</u>	<u>(865)</u>	<u>600</u>	<u>-</u>	<u>-</u>	
Beginning Audited Fund Balance 1/1/16											334,794		
2016 Projected Surplus (Deficit)											-		
Ending Projected Fund Balance 12/31/16											<u>334,794</u>		
Estimated Fund Balance 1/1/17													334,794
2017 Budgeted Surplus (Deficit)													-
Ending Estimated Fund Balance 12/31/17													<u>334,794</u>

## **Special Service Area (SSA) #1**

### **Fund Summary**

The Special Service Area (SSA) #1 Fund is used to account for the property tax receipts as collected by the County. The area, which is confined to the greater downtown Oak Park area, levies a separate tax to assist in the marketing and promoting of businesses in the district.

The expenditure of these funds is subject to the on-going application of an agreement between the Village of Oak Park and the Harlem Lake Marion Corporation (commonly referred to as Downtown Oak Park) which was approved by the Village Board December 5, 2005 for a three year term.

VILLAGE OF OAK PARK  
FISCAL YEAR 2017 BUDGET  
SPECIAL SERVICE AREA #1 FUND

<u>Fund</u>	<u>Dept</u>	<u>Program</u>	<u>Account</u>	<u>Description</u>	<u>Department</u>	<u>Description</u>	<u>2013</u> <u>Actual</u>	<u>2014</u> <u>Actual</u>	<u>2015</u> <u>Actual</u>	<u>2016</u> <u>Budget</u>	<u>2016</u> <u>Projected</u>	<u>2017</u> <u>Budget</u>
2081	41300	101	411401	SSA#1- Downtown Oak Park	Finance	Property Tax Levy	109,024	424,446	383,744	360,000	244,017	180,000
2081	41300	101	461490	SSA#1- Downtown Oak Park	Finance	Interest Revenue	284	112	197	350	350	350
2081	41300	101	490476	SSA#1- Downtown Oak Park	Finance	Intergovernmental Revenue	-	-	-	-	-	-
2081	41300	101	491498	SSA#1- Downtown Oak Park	Finance	Transfer From Downtown TIF	-	-	-	350,000	700,000	469,236
2081	41300	101	493810	SSA#1- Downtown Oak Park	Finance	IMET Recovery	-	-	3	-	-	-
SUB-TOTAL REVENUE							109,308	424,558	383,944	710,350	944,367	649,586
2081	41300	101	530667	SSA#1- Downtown Oak Park	Finance	External Support	(673,583)	(697,926)	(676,083)	(650,000)	(650,000)	(649,586)
2081	41300	101	530675	SSA#1- Downtown Oak Park	Finance	Bank Charges	-	-	(4)	-	-	-
2081	41300	101	540692	SSA#1- Downtown Oak Park	Finance	Electricity	(5,606)	-	-	-	-	-
2081	41300	101	582100	SSA#1- Downtown Oak Park	Finance	Loss on Investments	-	(85)	-	-	-	-
SUB-TOTAL EXPENDITURES							(679,189)	(698,011)	(676,087)	(650,000)	(650,000)	(649,586)
NET SURPLUS/(DEFICIT)							(569,881)	(273,453)	(292,143)	60,350	294,367	-
Beginning Audited Fund Balance 1/1/16											(640,359)	
2016 Projected Surplus (Deficit)											294,367	
Ending Projected Fund Balance 12/31/16											<u>(345,992)</u>	
Estimated Fund Balance 1/1/17												(345,992)
2017 Budgeted Surplus (Deficit)												-
Ending Estimated Fund Balance 12/31/17												<u>(345,992)</u>

## **Special Service Area (SSA) #7**

### **Fund Summary**

The Special Service Area (SSA) #7 Fund was created in FY 2014 to account for traffic diverters placed along 1200 Elmwood and Rossell.

VILLAGE OF OAK PARK  
 FISCAL YEAR 2017 BUDGET  
 SPECIAL SERVICE AREA #7 FUND

<u>Fund</u>	<u>Dept</u>	<u>Program</u>	<u>Account</u>	<u>Description</u>	<u>Department</u>	<u>Description</u>	<u>2013</u> <u>Actual</u>	<u>2014</u> <u>Actual</u>	<u>2015</u> <u>Actual</u>	<u>2016</u> <u>Budget</u>	<u>2016</u> <u>Projected</u>	<u>2017</u> <u>Budget</u>
2090	41300	101	411401	SSA#7 Elmwood & Rossell	Finance	Property Tax Levy	-	-	7,094	6,937	6,937	7,000
2090	41300	101	530675	SSA#7 Elmwood & Rossell	Finance	Bank Charges	-	-	(15)	-	-	-
2090	41300	101	570959	SSA#7 Elmwood & Rossell	Finance	Streetscaping	-	-	-	(6,937)	(6,937)	(7,000)
SUB-TOTAL EXPENDITURES							-	-	(15)	(6,937)	(6,937)	(7,000)
NET SURPLUS/(DEFICIT)							-	-	7,079	-	-	-

Beginning Audited Fund Balance 1/1/16	7,079	
2016 Projected Surplus (Deficit)	-	
Ending Projected Fund Balance 12/31/16	<u>7,079</u>	
Estimated Fund Balance 1/1/17		7,079
2017 Budgeted Surplus (Deficit)		-
Ending Estimated Fund Balance 12/31/17		<u>7,079</u>

## **Sustainability Fund**

### **Fund Summary**

The Village Manager's Office oversees Sustainability initiatives and the Sustainability Fund was established in 2009 with Grant Funds for the hiring of a position to support sustainability efforts in the Village. After the grant expired, all sustainability related costs have been provided via a transfer from the Environmental Service Funds – an enterprise fund generating revenue from waste hauling fees. This revenue is proposed to support the development of the Intergovernmental Environmental Community Organization (i-ECO) in an amount up to \$125,000 per year.

Beginning in 2016, as part of the Village's Community Choice electrical aggregation program, a 0.3¢/kWh local fee to support the Smart City USA renewable energy projects within the Village was established. That revenue, currently estimated at \$500,000 per year is shown as revenue in this fund as well.

VILLAGE OF OAK PARK  
FISCAL YEAR 2017 BUDGET  
SUSTAINABILITY FUND

<u>Fund</u>	<u>Dept</u>	<u>Program</u>	<u>Account</u>	<u>Description</u>	<u>Department</u>	<u>Description</u>	<u>2013</u> <u>Actual</u>	<u>2014</u> <u>Actual</u>	<u>2015</u> <u>Actual</u>	<u>2016</u> <u>Budget</u>	<u>2016</u> <u>Projected</u>	<u>2017</u> <u>Budget</u>
2310	41020	101	431400	Sustainability Fund	Village Manager's Office (VMO)	Grant Revenue	-	-	-	-	-	-
2310	41020	101	440492	Sustainability Fund	Village Manager's Office (VMO)	Reimbursement of Expenses	-	914.23	-	-	-	-
2310	41020	101	441485	Sustainability Fund	Village Manager's Office (VMO)	Electric Aggregation Revenue	-	-	-	400,000	400,000	450,000
2310	41020	101	491455	Sustainability Fund	Village Manager's Office (VMO)	Transfer From Solid Waste Fund	146,670.00	112,991.00	-	220,600	220,600	150,000
2310	41020	101	491499	Sustainability Fund	Village Manager's Office (VMO)	Transfer From Other Funds	-	-	112,992	-	-	-
SUB-TOTAL REVENUE							146,670	113,905	112,992	620,600	620,600	600,000
2310	41020	101	510501	Sustainability Fund	Village Manager's Office (VMO)	Regular Salaries	(74,583)	(16,690)	-	-	-	-
2310	41020	101	510506	Sustainability Fund	Village Manager's Office (VMO)	Equip Allow (Auto,Phone,Tools)	(580)	(145)	-	-	-	-
2310	41020	101	510519	Sustainability Fund	Village Manager's Office (VMO)	Vacation Time Payout	-	(126)	-	-	-	-
2310	41020	101	520520	Sustainability Fund	Village Manager's Office (VMO)	Life Insurance Expense	(83)	(24)	-	-	-	-
2310	41020	101	520521	Sustainability Fund	Village Manager's Office (VMO)	Health Insurance Expense	(13,065)	(6,107)	-	-	-	-
2310	41020	101	520522	Sustainability Fund	Village Manager's Office (VMO)	Social Security Expense	(4,411)	(939)	-	-	-	-
2310	41020	101	520523	Sustainability Fund	Village Manager's Office (VMO)	Medicare Expense	(1,032)	(220)	-	-	-	-
2310	41020	101	520527	Sustainability Fund	Village Manager's Office (VMO)	IMRF Contributions	(10,770)	(2,582)	-	-	-	-
2310	41020	101	530650	Sustainability Fund	Village Manager's Office (VMO)	Conferences Training	-	(184)	-	(1,000)	(1,000)	-
2310	41020	101	530656	Sustainability Fund	Village Manager's Office (VMO)	Grant Contractuals	(250)	-	-	-	-	-
2310	41020	101	530667	Sustainability Fund	Village Manager's Office (VMO)	External Support	-	(19,478)	(56,831)	(544,600)	(125,000)	(150,000)
2310	41020	101	550601	Sustainability Fund	Village Manager's Office (VMO)	Printing	-	-	-	(600)	(600)	-
2310	41020	101	550602	Sustainability Fund	Village Manager's Office (VMO)	Membership Dues	(1,265)	-	-	(690)	(690)	-
2310	41020	101	550603	Sustainability Fund	Village Manager's Office (VMO)	Postage	(95)	(214)	-	(899)	(899)	-
2310	41020	101	550605	Sustainability Fund	Village Manager's Office (VMO)	Travel & Mileage Reimbursement	(103)	(373)	-	-	-	-
2310	41020	101	560620	Sustainability Fund	Village Manager's Office (VMO)	Office Supplies	(448)	-	-	(100)	(100)	-
SUB-TOTAL EXPENDITURES							(106,684)	(47,082)	(56,831)	(547,889)	(128,289)	(150,000)
NET SURPLUS/(DEFICIT)							39,986	66,824	56,161	72,711	492,311	450,000
Beginning Audited Fund Balance 1/1/16											68,191	
2016 Projected Surplus (Deficit)											492,311	
Ending Projected Fund Balance 12/31/16											560,502	
Estimated Fund Balance 1/1/17											560,502	
2017 Budgeted Surplus (Deficit)											450,000	
Ending Estimated Fund Balance 12/31/17											1,010,502	



VILLAGE OF OAK PARK  
FISCAL YEAR 2017 BUDGET  
TRAVEL, TRAINING & WELLNESS

<u>Fund</u>	<u>Dept</u>	<u>Program</u>	<u>Account</u>	<u>Description</u>	<u>Department</u>	<u>Description</u>	<u>2013</u> <u>Actual</u>	<u>2014</u> <u>Actual</u>	<u>2015</u> <u>Actual</u>	<u>2016</u> <u>Budget</u>	<u>2016</u> <u>Projected</u>	<u>2017</u> <u>Budget</u>
1050	41300	101	441460	Travel, Training & Wellness	Finance	Credit Card Points Revenue	45,070	14,802	49,171	80,000	5,000	40,000
1050	41020	101	530650	Travel, Training & Wellness	Village Manager's Office	Conferences Training	(3,900)	(7,620)	(38,630)	(68,000)	(550)	(40,000)
1050	41030	101	530650	Travel, Training & Wellness	Adjudication	Conferences Training	(425)	(698)	(20)	-	-	-
1050	41040	101	530650	Travel, Training & Wellness	Information Technology	Conferences Training	-	-	(30)	-	-	-
1050	41040	612	530650	Travel, Training & Wellness	Information Technology	Conferences Training	-	-	(10)	-	-	-
1050	41070	101	530650	Travel, Training & Wellness	Legal - Law	Conferences Training	-	-	(40)	-	-	-
1050	41080	101	530650	Travel, Training & Wellness	Human Resouorces	Conferences Training	-	-	(2,900)	-	-	-
1050	41110	101	530650	Travel, Training & Wellness	Communication	Conferences Training	-	-	(378)	-	-	-
1050	41300	101	530650	Travel, Training & Wellness	Finance	Conferences Training	-	-	(30)	-	-	-
1050	42400	101	530650	Travel, Training & Wellness	Police	Conferences Training	-	-	(2,900)	-	-	-
1050	42500	101	530650	Travel, Training & Wellness	Fire - Admin	Conferences Training	-	-	(3,290)	-	-	-
1050	43710	101	530650	Travel, Training & Wellness	DPW - Administration	Conferences Training	-	-	(40)	-	-	-
1050	43730	101	530650	Travel, Training & Wellness	DPW - Water	Conferences Training	-	-	(50)	-	-	-
1050	43740	101	530650	Travel, Training & Wellness	DPW - Street Services	Conferences Training	-	-	(80)	-	-	-
1050	43770	101	530650	Travel, Training & Wellness	Parking Services	Conferences Training	-	-	(2,900)	-	-	-
1050	43900	101	530650	Travel, Training & Wellness	DPW - Fleet Services	Conferences Training	-	-	(90)	-	-	-
1050	44550	612	530650	Travel, Training & Wellness	Health - Health Services	Conferences Training	-	(371)	-	-	-	-
1050	44560	612	530650	Travel, Training & Wellness	Health - Health Grants	Conferences Training	-	-	(10)	-	-	-
1050	46260	101	530650	Travel, Training & Wellness	Development Customer Services	Conferences Training	-	-	(3,015)	-	-	-
1050	41020	101	530667	Travel, Training & Wellness	Village Manager's Office	External Support	-	-	(3,292)	-	(1,500)	-
1050	41300	101	530667	Travel, Training & Wellness	Finance	External Support	-	(2,750)	-	-	-	-
1050	41020	101	550602	Travel, Training & Wellness	Village Manager's Office	Membership Dues	-	(3,980)	(3,980)	-	(5,000)	-
1050	41300	101	550605	Travel, Training & Wellness	Finance	Travel & Mileage Reimbursement	(250)	-	-	-	-	-
1050	41020	101	550606	Travel, Training & Wellness	Village Manager's Office	Books & Subscriptions	-	-	-	-	(1,300)	-
1050	41010	101	560625	Travel, Training & Wellness	Board of Trustees	Clothing	-	-	(243)	-	-	-
1050	46260	101	560625	Travel, Training & Wellness	Development Customer Services	Clothing	-	(2,263)	-	(5,000)	-	-
1050	41020	101	560638	Travel, Training & Wellness	Village Manager's Office	Special Events	-	-	(60)	-	-	-
1050	41110	101	560638	Travel, Training & Wellness	Communication	Special Events	-	(72)	-	-	-	-
1050	41020	101	560651	Travel, Training & Wellness	Village Manager's Office	Employees Awards Recognition	-	(4,084)	-	-	-	-
1050	41030	101	570711	Travel, Training & Wellness	Adjudication	Software	-	(53,001)	(25,928)	-	-	-
1050	41020	101	570720	Travel, Training & Wellness	Village Manager's Office	Computer Equipment	-	(660)	-	-	-	-
						SUBTOTAL EXPENDITURES	(4,574)	(75,499)	(87,916)	(73,000)	(8,350)	(40,000)
						NET SURPLUS/(DEFICIT)	40,495	(60,697)	(38,745)	7,000	(3,350)	-
						Beginning Audited Fund Balance 1/1/16					-	
						2016 Projected Surplus (Deficit)					(3,350)	
						Ending Projected Fund Balance 12/31/16					(3,350)	
						Estimated Fund Balance 1/1/17						(3,350)
						2017 Budgeted Surplus (Deficit)						-
						Ending Estimated Fund Balance 12/31/17						(3,350)

## **Capital Improvement Funds**

The Capital Improvement Fund generates revenue through a dedicated 1 percent sales tax, a six cent per gallon gasoline tax, as well as IMF Telecommunications Taxes distributed through the state. The fund's most notable expenses are the repair and replacement of local streets, alleys and sidewalks. It also funds the other capital funds through inter-fund transfers.

Although the current focus is on the actual infrastructure improvements it is not possible to have a valid conversation about the fund's ability to pay for the costs of projects without also discussing the other expenses of the fund.

The revenue and expense table below illustrates the overall fund finances. However, the operations portion (i.e. everything beyond the capital costs), are currently under review and will come before the Finance Committee and Village Board as a part of the operational budget recommendation.

The Public Works Department is responsible for the oversight and management of three Capital Funds including the Capital Improvement Fund, Building Improvement Fund and Fleet Replacement Fund. These funds support equipment and projects that have an extended life. Streets, sidewalks, HVAC systems and vehicles are typical expenditures from these funds. The Capital Improvement Fund also includes expenditures for personnel salaries and benefits that support the Funds programs and projects. The Capital Improvement Fund includes expenditures to the other capital funds through inter-fund transfers.

The Finance Department is responsible for the oversight and management of the Equipment Replacement Fund, which tracks expenses related to major technical equipment purchases for Village departments.

### **Criteria**

Capital projects must meet the following criteria:

- Minimum value of \$25,000
- Useful life of longer than two years
- Results in a fixed asset
- If an engineering study, leads to a capital program

Capital projects include costs in the following six main categories:

- Professional Services
- Land Acquisition
- Infrastructure Improvements
- Building Improvements
- Machinery and Equipment
- Other/Miscellaneous

## **Building Improvement Fund**

### **Fund Summary**

The Building Improvement Fund revenue is transferred from the primary Capital Improvement Fund and is therefore indirectly funded by bond proceeds. This fund accounts for all expenses related to the repair and maintenance of all Village owned facilities.

The Fund should be reviewed in conjunction with the other CIP Funds.

VILLAGE OF OAK PARK  
 FISCAL YEAR 2017 BUDGET  
 CAPITAL BUILDING IMPROVEMENTS FUND

<u>Fund</u>	<u>Dept</u>	<u>Program</u>	<u>Account</u>	<u>Description</u>	<u>Department</u>	<u>Description</u>	<u>2013</u> <u>Actual</u>	<u>2014</u> <u>Actual</u>	<u>2015</u> <u>Actual</u>	<u>2016</u> <u>Budget</u>	<u>2016</u> <u>Projected</u>	<u>2017</u> <u>Budget</u>	
3012	41300	101	491495	Capital Bldg Improvements	DPW - Building Maintenance	Transfer From CIP Fund	395,000	1,092,000	2,242,344	1,923,500	1,923,500	644,000	
3012	43790	101	540673	Capital Bldg Improvements	DPW - Building Maintenance	Building Maintenance	(379,649)	(319,146)	(1,404,003)	(2,787,464)	(2,063,395)	(1,881,000)	
3012	43780	101	550603	Capital Bldg Improvements	DPW - Building Maintenance	Postage	-	(5,300)	(20)	-	-	-	
SUB-TOTAL EXPENDITURES							(379,649)	(324,446)	(1,404,023)	(2,787,464)	(2,063,395)	(1,881,000)	
NET SURPLUS/(DEFICIT)							15,351	767,554	838,321	(863,964)	(139,895)	(1,237,000)	
Beginning Audited Fund Balance 1/1/16												1,626,837	
2016 Projected Surplus (Deficit)												(139,895)	
Ending Projected Fund Balance 12/31/16												1,486,942	
Estimated Fund Balance 1/1/17													1,486,942
2017 Budgeted Surplus (Deficit)													(1,237,000)
Ending Estimated Fund Balance 12/31/17													249,942

## **Equipment Replacement Fund**

### **Fund Summary**

The Equipment Replacement Fund tracks expenses related to major equipment purchase. Expenditures charged to this fund include any capitalized equipment purchase but excludes vehicles which are budgeted in the Fleet Fund.

VILLAGE OF OAK PARK  
FISCAL YEAR 2017 BUDGET  
EQUIPMENT REPLACEMENT FUND

Fund	Dept	Program	Account	Description	Department	Description	2013	2014	2015	2016	2016	2017
							Actual	Actual	Actual	Budget	Projected	Budget
3029	42400	101	441462	Equipment Replacement Fund	Finance	Miscellaneous Revenue	1,313	4,541	-	-	-	-
3029	41300	101	461490	Equipment Replacement Fund	Finance	Interest Revenue	-	9	176	-	-	-
3029	41300	101	491495	Equipment Replacement Fund	Finance	Transfer From CIP Fund	150,000	1,689,242	4	1,050,000	1,050,000	1,100,000
3029	41300	101	493810	Equipment Replacement Fund	Finance	IMET Recovery	-	-	4	-	-	-
SUB-TOTAL REVENUE							151,313	1,693,792	184	1,050,000	1,050,000	1,100,000
3029	43790	101	540673	Equipment Replacement Fund	Finance	Building Maintenance	-	-	(20,532)	-	-	-
3029	41300	905	550689	Equipment Replacement Fund	Finance	Operational Mainten Support	-	-	-	(50,000)	(50,000)	-
3029	41040	884	540690	Equipment Replacement Fund	Finance	Telecommunication Charges	(27,797)	(43,754)	(11,601)	-	-	(105,000)
3029	41300	905	540690	Equipment Replacement Fund	Finance	Telecommunication Charges	-	-	(41,383)	-	(4,650)	-
3029	41300	905	540694	Equipment Replacement Fund	Finance	Public Works Disposal Costs	-	-	(621)	-	-	-
3029	41300	905	570290	Equipment Replacement Fund	Finance	WAN Equipment	(2,990)	(184)	-	(507,597)	(507,597)	-
3029	41040	884	570292	Equipment Replacement Fund	Finance	Telephone System Equipment	-	(219,369)	(370,177)	-	-	-
3029	41300	884	570292	Equipment Replacement Fund	Finance	Telephone System Equipment	-	-	(28,570)	-	-	-
3029	41040	882	570294	Equipment Replacement Fund	Finance	Printers	(8,508)	(10,479)	(234)	-	-	-
3029	41300	905	570294	Equipment Replacement Fund	Finance	Printers	-	-	(8,173)	-	-	(3,000)
3029	41300	714	570711	Equipment Replacement Fund	Finance	Equipment	-	-	-	-	-	(73,729)
3029	41300	910	570711	Equipment Replacement Fund	Finance	Equipment	-	(641)	-	-	-	-
3029	41300	101	570711	Equipment Replacement Fund	Finance	Equipment	-	-	-	(61,337)	(4,600)	-
3029	41300	905	570711	Equipment Replacement Fund	Finance	Software	-	-	-	(179,291)	-	(125,000)
3029	41300	909	570711	Equipment Replacement Fund	Finance	Software	-	-	(27,845)	(411,096)	(460,000)	(437,000)
3029	41300	910	570711	Equipment Replacement Fund	Finance	Software	-	-	(247,872)	(209,515)	(209,515)	-
3029	41300	915	570711	Equipment Replacement Fund	Finance	Software	-	-	(4,200)	-	-	-
3029	41300	101	570720	Equipment Replacement Fund	Finance	Software	-	-	-	(10,301)	(18,134)	-
3029	41010	882	570720	Equipment Replacement Fund	Finance	Computer Equipment	(472)	-	-	-	-	-
3029	41300	905	570720	Equipment Replacement Fund	Finance	Computer Equipment	-	-	(106,910)	(186,973)	(186,973)	(292,000)
3029	41300	906	570720	Equipment Replacement Fund	Finance	Computer Equipment	(74,297)	-	(15,995)	(270,000)	(270,000)	(93,000)
3029	41300	911	570720	Equipment Replacement Fund	Finance	Computer Equipment	-	-	-	(14,575)	(14,575)	-
3029	41040	882	570720	Equipment Replacement Fund	Finance	Computer Equipment	(4,341)	(18,085)	-	-	-	-
3029	41110	882	570720	Equipment Replacement Fund	Finance	Computer Equipment	(6,505)	(24,371)	(8,650)	-	-	-
3029	41300	906	570720	Equipment Replacement Fund	Finance	Computer Equipment	-	(2,704)	-	-	-	-
3029	41300	910	570720	Equipment Replacement Fund	Finance	Computer Equipment	(35,150)	(34,167)	(4,553)	-	-	-
3029	41300	101	582100	Equipment Replacement Fund	Finance	Loss on Investments	-	(122)	-	-	-	-
SUB-TOTAL EXPENDITURES							(160,060)	(353,876)	(897,315)	(1,900,685)	(1,726,044)	(1,128,729)
NET SURPLUS/(DEFICIT)							(8,746)	1,339,916	(897,131)	(850,685)	(676,044)	(28,729)
Beginning Audited Fund Balance 1/1/16												839,278
2016 Projected Surplus (Deficit)												(676,044)
Ending Projected Fund Balance 12/31/16												163,234
Estimated Fund Balance 1/1/17												163,234
2017 Budgeted Surplus (Deficit)												(28,729)
Ending Estimated Fund Balance 12/31/17												134,505

## **Fleet Replacement Fund**

### **Fund Summary**

The Fleet Replacement Fund tracks expenses related to vehicle purchases for Village departments outside of one of the Village's Enterprise funds (Water/Sewer, Parking and Environmental Services). In recent years, purchases have shifted toward leases or installment loans rather than outright purchases in order to maximize purchasing power while leveraging historically low interest rates.

The Fleet Division within the Department of Public Works reviews vehicle needs with relevant departments and determines when equipment needs to be replaced based on an analysis of cost effectiveness of maintenance.

VILLAGE OF OAK PARK  
FISCAL YEAR 2017 BUDGET  
FLEET REPLACEMENT FUND

Fund	Dept	Program	Account	Description	Department	Description	2013 Actual	2014 Actual	2015 Actual	2016 Budget	2016 Projected	2017 Budget
3032	43900	851	462476	Fleet Replacement Fund	DPW - Fleet Operations	Gain/Loss on Sale of Property	-	160,000	-	-	-	-
3032	43900	858	462476	Fleet Replacement Fund	DPW - Fleet Operations	Gain/Loss on Sale of Property	-	-	46,000	-	-	16,903
3032	43900	101	491414	Fleet Replacement Fund	DPW - Fleet Operations	Trans Fr Foreign Fire Ins Fund	-	174,229	-	-	-	-
3032	43900	101	491424	Fleet Replacement Fund	DPW - Fleet Operations	Transfer From Rico Fund	-	-	-	200,000	200,000	150,000
3032	41300	101	491495	Fleet Replacement Fund	DPW - Fleet Operations	Transfer From CIP Fund	295,488	-	665,004	-	-	-
3032	43900	101	491495	Fleet Replacement Fund	DPW - Fleet Operations	Transfer From CIP Fund	-	409,225	-	1,000,000	1,000,000	1,000,000
3032	43900	101	493804	Fleet Replacement Fund	DPW - Fleet Operations	Capital Lease	168,083	795,294	-	-	-	-
SUB-TOTAL REVENUE							463,571	1,538,748	711,004	1,200,000	1,200,000	1,166,903
3032	43900	851	530666	Fleet Replacement Fund	DPW - Fleet Operations	Closing Fees	(500)	-	-	-	-	-
3032	43900	851	530667	Fleet Replacement Fund	DPW - Fleet Operations	External Support	(1,034)	-	-	-	-	-
3032	43900	101	570750	Fleet Replacement Fund	DPW - Fleet Operations	Vehicles	-	-	(183,648)	(108,000)	(99,400)	(81,000)
3032	43900	851	570750	Fleet Replacement Fund	DPW - Fleet Operations	Vehicles	(170,220)	(112,751)	(4,220)	(630,821)	(498,336)	-
3032	43900	857	570750	Fleet Replacement Fund	DPW - Fleet Operations	Vehicles	-	(983,144)	(107,016)	(389,000)	(330,000)	(150,000)
3032	43900	858	570750	Fleet Replacement Fund	DPW - Fleet Operations	Vehicles	-	(31,975)	(72,968)	(574,685)	(570,000)	(570,000)
3032	43900	857	570750	Fleet Replacement Fund	DPW - Fleet Operations	Vehicles	-	-	-	-	-	-
3032	43900	851	570751	Fleet Replacement Fund	DPW - Fleet Operations	Capital Lease Interest Expense	(27,697)	(51,771)	(44,172)	-	(36,215)	(34,772)
3032	43900	858	570751	Fleet Replacement Fund	DPW - Fleet Operations	Capital Lease Interest Expense	(3,219)	(1,637)	-	-	-	-
3032	43900	851	570752	Fleet Replacement Fund	DPW - Fleet Operations	Capital Lease Principal	(95,762)	(200,421)	(212,860)	-	(191,780)	(231,131)
3032	43900	858	570752	Fleet Replacement Fund	DPW - Fleet Operations	Capital Lease Principal	(39,508)	(41,111)	-	-	-	-
SUB-TOTAL EXPENDITURES							(337,940)	(1,422,810)	(624,883)	(1,702,506)	(1,725,731)	(1,066,903)
NET SURPLUS/(DEFICIT)							125,631	115,938	86,121	(502,506)	(525,731)	100,000
Beginning Audited Fund Balance 1/1/16												447,826
2016 Projected Surplus (Deficit)												(525,731)
Ending Projected Fund Balance 12/31/16												(77,905)
Estimated Fund Balance 1/1/17												(77,905)
2017 Budgeted Surplus (Deficit)												100,000
Ending Estimated Fund Balance 12/31/17												22,095



## **Capital Improvement Fund**

### **Fund Summary**

The Capital Improvement Fund generates revenue through a dedicated 1% home rule sales tax, a six cent per gallon gasoline tax, an allocated 1% telecommunications tax, as well as grants and bond proceeds.

The fund's most notable expenses are the repair and replacement of local streets, alleys and sidewalks. It also funds the other capital funds through inter-fund transfers.

VILLAGE OF OAK PARK  
 FISCAL YEAR 2017 BUDGET  
 CAPITAL IMPROVEMENTS FUND

Fund	Dept	Program	Account	Description	Department	Description	2013	2014	2015	2016	2016	2017
							Actual	Actual	Actual	Budget	Projected	Budget
3095	43780	101	413406	Capital Improvement Fund	DPW - Capital Projects	Homerule Sales Tax	2,351,489	2,398,122	2,374,857	2,460,000	2,500,000	2,600,000
3095	41300	101	413407	Capital Improvement Fund	DPW - Capital Projects	PACE Shelter Ad Revenue	11,951	16,687	19,262	-	12,000	12,000
3095	43780	101	414416	Capital Improvement Fund	DPW - Capital Projects	Local Option Gasoline Tax	-	-	815,783	780,000	780,000	800,000
3095	41300	101	414416	Capital Improvement Fund	DPW - Capital Projects	Local Option Gasoline Tax	812,506	807,247	-	-	-	-
3095	43780	101	431400	Capital Improvement Fund	DPW - Capital Projects	Grant Revenue	239,458	1,188,600	792,204	30,000	-	91,680
3095	43800	741	431400	Capital Improvement Fund	DPW - Capital Projects	Grant Revenue	-	-	496	-	-	-
3095	43780	752	431400	Capital Improvement Fund	DPW - Capital Projects	Grant Revenue	-	-	-	-	-	137,280
3095	43780	801	431400	Capital Improvement Fund	DPW - Capital Projects	Grant Revenue	-	-	109,343	-	-	-
3095	43780	813	431400	Capital Improvement Fund	DPW - Capital Projects	Grant Revenue	-	-	-	-	-	-
3095	43780	815	431400	Capital Improvement Fund	DPW - Capital Projects	Grant Revenue	-	686,994	-	-	-	-
3095	43780	818	431400	Capital Improvement Fund	DPW - Capital Projects	Grant Revenue	-	-	-	-	-	15,000
3095	43780	822	431400	Capital Improvement Fund	DPW - Capital Projects	Grant Revenue	-	-	-	-	-	-
3095	43780	802	434451	Capital Improvement Fund	DPW - Capital Projects	State Aid Route Maintenance	-	-	-	-	-	-
3095	43780	101	440474	Capital Improvement Fund	DPW - Capital Projects	Sidewalk Repair Program	-	-	-	5,000	-	-
3095	43700	822	440474	Capital Improvement Fund	DPW - Capital Projects	Sidewalk Repair Program	8,752	30,008	12,473	-	-	-
3095	43700	815	440477	Capital Improvement Fund	DPW - Capital Projects	Alley Improvements	-	-	66,009	-	14,497	-
3095	43780	815	440477	Capital Improvement Fund	DPW - Capital Projects	Alley Improvements	17,735	-	47,955	-	-	-
3095	43780	101	441432	Capital Improvement Fund	DPW - Capital Projects	Infrastructure Maintenance Fee	-	-	-	260,000	240,000	240,000
3095	41300	101	441432	Capital Improvement Fund	DPW - Capital Projects	Infrastructure Maintenance Fee	309,334	261,698	257,581	-	-	-
3095	43780	101	441462	Capital Improvement Fund	DPW - Capital Projects	Miscellaneous Revenue	50	-	-	25,000	-	-
3095	43700	101	441462	Capital Improvement Fund	DPW - Capital Projects	Miscellaneous Revenue	-	5,957	30,664	-	-	-
3095	43800	741	441475	Capital Improvement Fund	DPW - Capital Projects	Recovered Damages	24,143	21,158	21,010	-	6,363	-
3095	43780	101	461490	Capital Improvement Fund	DPW - Capital Projects	Interest Revenue	-	-	-	1,200	750	750
3095	41300	101	461490	Capital Improvement Fund	DPW - Capital Projects	Interest Revenue	1,105	1,349	671	-	-	-
3095	43780	101	462433	Capital Improvement Fund	DPW - Capital Projects	Bike Locker Rental Fees	250	255	-	-	-	-
3095	43780	101	462476	Capital Improvement Fund	DPW - Capital Projects	Gain/Loss on Sale of Property	-	16,000	69,632	-	-	-
3095	43780	101	491401	Capital Improvement Fund	DPW - Capital Projects	Transfer From General Fund	1,158,600	1,158,600	628,600	1,150,000	1,150,000	-
3095	41300	101	491472	Capital Improvement Fund	DPW - Capital Projects	Transfer Fr Madison Street TIF	-	-	-	6,375,000	1,500,000	-
3095	41300	101	491425	Capital Improvement Fund	DPW - Capital Projects	Transfer Fr Debt Service Fund	-	-	-	-	-	11,823,443
3095	43780	101	493800	Capital Improvement Fund	DPW - Capital Projects	Bond Proceeds	-	-	9,000,000	10,400,000	10,000,000	-
3095	43780	101	493802	Capital Improvement Fund	DPW - Capital Projects	Premium on Bond Proceeds	-	-	97,243	-	-	-
3095	41300	101	493810	Capital Improvement Fund	DPW - Capital Projects	IMET Recovery	-	-	421	-	-	-
SUB-TOTAL REVENUE							4,935,372	6,592,675	14,344,202	21,486,200	16,203,610	15,720,153
3095	43780	101	510501	Capital Improvement Fund	DPW - Capital Projects	Regular Salaries	(1,450)	-	-	(394,018)	(67,200)	-
3095	43700	101	510501	Capital Improvement Fund	DPW - Capital Projects	Regular Salaries	(4,155)	(1,471)	-	-	-	-
3095	46260	101	510501	Capital Improvement Fund	DPW - Capital Projects	Regular Salaries	(529)	(66,934)	(68,128)	-	-	(70,212)
3095	43780	721	510501	Capital Improvement Fund	DPW - Capital Projects	Regular Salaries	(319,966)	(232,221)	(163,805)	-	-	(346,598)
3095	43700	721	510501	Capital Improvement Fund	DPW - Capital Projects	Regular Salaries	(728)	-	-	-	-	(59,194)
3095	43780	101	510503	Capital Improvement Fund	DPW - Capital Projects	Overtime	-	-	-	(6,000)	(3,000)	(6,000)
3095	43780	721	510503	Capital Improvement Fund	DPW - Capital Projects	Overtime	(6,330)	(536)	(806)	-	-	-
3095	46260	101	510506	Capital Improvement Fund	DPW - Capital Projects	Equip Allow (Auto,Phone,Tools)	-	(237)	(253)	-	-	-
3095	43780	101	510518	Capital Improvement Fund	DPW - Capital Projects	Seasonal Employees	-	-	-	(7,500)	(7,500)	(7,500)
3095	43780	721	510519	Capital Improvement Fund	DPW - Capital Projects	Vacation Time Payout	-	(9,744)	-	-	-	-
3095	43780	101	520520	Capital Improvement Fund	DPW - Capital Projects	Life Insurance Expense	-	(48)	-	(261)	(204)	-
3095	43700	101	520520	Capital Improvement Fund	DPW - Capital Projects	Life Insurance Expense	(2)	-	-	-	-	-
3095	46260	101	520520	Capital Improvement Fund	DPW - Capital Projects	Life Insurance Expense	-	(42)	(49)	-	-	(47)
3095	43780	721	520520	Capital Improvement Fund	DPW - Capital Projects	Life Insurance Expense	(215)	(158)	(121)	-	-	(474)

VILLAGE OF OAK PARK  
FISCAL YEAR 2017 BUDGET  
CAPITAL IMPROVEMENTS FUND

<u>Fund</u>	<u>Dept</u>	<u>Program</u>	<u>Account</u>	<u>Description</u>	<u>Department</u>	<u>Description</u>	<u>2013</u> <u>Actual</u>	<u>2014</u> <u>Actual</u>	<u>2015</u> <u>Actual</u>	<u>2016</u> <u>Budget</u>	<u>2016</u> <u>Projected</u>	<u>2017</u> <u>Budget</u>
3095	43700	721	520520	Capital Improvement Fund	DPW - Capital Projects	Life Insurance Expense	-	-	-	-	-	(65)
3095	43780	101	520521	Capital Improvement Fund	DPW - Capital Projects	Health Insurance Expense	-	-	-	(60,798)	(25,000)	-
3095	46206	101	520521	Capital Improvement Fund	DPW - Capital Projects	Health Insurance Expense	-	-	-	-	-	-
3095	46260	101	520521	Capital Improvement Fund	DPW - Capital Projects	Health Insurance Expense	-	(7,242)	(8,410)	-	-	(8,259)
3095	43780	721	520521	Capital Improvement Fund	DPW - Capital Projects	Health Insurance Expense	(58,169)	(39,020)	(27,802)	-	-	(63,673)
3095	43700	721	520521	Capital Improvement Fund	DPW - Capital Projects	Health Insurance Expense	-	-	-	-	-	(5,249)
3095	43780	101	520522	Capital Improvement Fund	DPW - Capital Projects	Social Security Expense	(90)	-	-	(25,266)	(10,500)	-
3095	43700	101	520522	Capital Improvement Fund	DPW - Capital Projects	Social Security Expense	(258)	(91)	-	-	-	-
3095	46260	101	520522	Capital Improvement Fund	DPW - Capital Projects	Social Security Expense	(32)	(3,582)	(3,446)	-	-	(4,353)
3095	43780	721	520522	Capital Improvement Fund	DPW - Capital Projects	Social Security Expense	(19,138)	(14,183)	(9,600)	-	-	(21,489)
3095	43700	721	520522	Capital Improvement Fund	DPW - Capital Projects	Social Security Expense	-	-	-	-	-	(3,670)
3095	43780	101	520523	Capital Improvement Fund	DPW - Capital Projects	Medicare Expense	-	-	-	(5,909)	(2,380)	-
3095	43700	101	520523	Capital Improvement Fund	DPW - Capital Projects	Medicare Expense	(60)	(21)	-	-	-	-
3095	46260	101	520523	Capital Improvement Fund	DPW - Capital Projects	Medicare Expense	(7)	(942)	(954)	-	-	(1,018)
3095	43780	721	520523	Capital Improvement Fund	DPW - Capital Projects	Medicare Expense	(4,476)	(3,317)	(2,245)	-	-	(5,026)
3095	43700	721	520523	Capital Improvement Fund	DPW - Capital Projects	Medicare Expense	-	-	-	-	-	(858)
3095	43780	101	520527	Capital Improvement Fund	DPW - Capital Projects	IMRF Contributions	(21)	-	-	(56,963)	(25,500)	-
3095	46260	101	520527	Capital Improvement Fund	DPW - Capital Projects	IMRF Contributions	(76)	(10,162)	(9,654)	-	-	(9,998)
3095	43780	721	520527	Capital Improvement Fund	DPW - Capital Projects	IMRF Contributions	(47,222)	(36,869)	(23,325)	-	-	(48,524)
3095	43700	721	520527	Capital Improvement Fund	DPW - Capital Projects	IMRF Contributions	-	-	-	-	-	(8,287)
3095	43780	101	530650	Capital Improvement Fund	DPW - Capital Projects	Conferences Training	(3,053)	(1,099)	(3,566)	(10,900)	(10,900)	(12,000)
3095	43780	135	530650	Capital Improvement Fund	DPW - Capital Projects	Conferences Training	-	(1,929)	-	-	-	-
3095	43780	721	530650	Capital Improvement Fund	DPW - Capital Projects	Conferences Training	(1,211)	-	-	-	-	-
3095	43780	802	530656	Capital Improvement Fund	DPW - Capital Projects	Grant Contractuals	-	(33,156)	-	-	-	-
3095	41020	101	530667	Capital Improvement Fund	DPW - Capital Projects	External Support	(13,000)	-	(24,665)	(144,018)	(50,000)	(140,000)
3095	43780	101	530667	Capital Improvement Fund	DPW - Capital Projects	External Support	(2,850)	(56,832)	(86,237)	(230,000)	(50,000)	(215,000)
3095	43780	802	530667	Capital Improvement Fund	DPW - Capital Projects	External Support	(6,387)	-	-	-	-	-
3095	43800	101	530667	Capital Improvement Fund	DPW - Capital Projects	External Support	-	-	(777)	-	-	-
3095	43780	101	530805	Capital Improvement Fund	DPW - Capital Projects	Bond Issuance Fees	-	-	(221,988)	-	-	-
3095	43780	101	550601	Capital Improvement Fund	DPW - Capital Projects	Printing	(3,261)	(4,101)	(4,284)	(5,000)	(5,000)	(5,500)
3095	43780	721	550601	Capital Improvement Fund	DPW - Capital Projects	Printing	(133)	-	-	-	-	-
3095	43780	101	550601	Capital Improvement Fund	DPW - Capital Projects	Printing	-	-	-	-	-	-
3095	43780	101	550602	Capital Improvement Fund	DPW - Capital Projects	Membership Dues	(460)	(706)	(1,680)	(1,850)	(1,850)	(2,445)
3095	43780	101	550602	Capital Improvement Fund	DPW - Capital Projects	Membership Dues	-	-	-	-	-	-
3095	43780	101	550603	Capital Improvement Fund	DPW - Capital Projects	Postage	-	(160)	(93)	(2,400)	(2,000)	(2,400)
3095	43780	721	550603	Capital Improvement Fund	DPW - Capital Projects	Postage	(18)	-	(23)	-	-	-
3095	43780	101	550603	Capital Improvement Fund	DPW - Capital Projects	Postage	-	-	-	-	-	-
3095	43780	777	550603	Capital Improvement Fund	DPW - Capital Projects	Postage	(185)	-	-	-	-	-
3095	43780	101	550605	Capital Improvement Fund	DPW - Capital Projects	Travel & Mileage Reimbursement	(208)	(42)	-	-	-	-
3095	43780	101	550652	Capital Improvement Fund	DPW - Capital Projects	Legal Postings and Doc. Fees	(877)	(1,638)	(2,774)	(3,000)	(3,000)	(3,000)
3095	43780	101	550652	Capital Improvement Fund	DPW - Capital Projects	Legal Postings and Doc. Fees	-	-	-	-	-	-
3095	43780	721	550652	Capital Improvement Fund	DPW - Capital Projects	Legal Postings and Doc. Fees	(266)	-	-	-	-	-
3095	43780	101	550663	Capital Improvement Fund	DPW - Capital Projects	Software License Updates	(6,120)	(6,715)	(18,044)	(20,768)	(20,000)	(10,840)
3095	43780	101	550663	Capital Improvement Fund	DPW - Capital Projects	Software License Updates	-	-	-	-	-	-
3095	43780	721	550663	Capital Improvement Fund	DPW - Capital Projects	Software License Updates	(1,778)	-	-	-	-	-
3095	43780	101	550671	Capital Improvement Fund	DPW - Capital Projects	Office Machine Service	(16,373)	(14,861)	(14,861)	(14,900)	(14,900)	(10,289)
3095	43780	101	550671	Capital Improvement Fund	DPW - Capital Projects	Office Machine Service	-	-	-	-	-	-
3095	43780	721	550671	Capital Improvement Fund	DPW - Capital Projects	Office Machine Service	(651)	-	(6,401)	-	-	-

**VILLAGE OF OAK PARK  
FISCAL YEAR 2017 BUDGET  
CAPITAL IMPROVEMENTS FUND**

<u>Fund</u>	<u>Dept</u>	<u>Program</u>	<u>Account</u>	<u>Description</u>	<u>Department</u>	<u>Description</u>	<u>2013 Actual</u>	<u>2014 Actual</u>	<u>2015 Actual</u>	<u>2016 Budget</u>	<u>2016 Projected</u>	<u>2017 Budget</u>
3095	43780	101	550673	Capital Improvement Fund	DPW - Capital Projects	Repairs	-	-	-	(250)	(250)	(250)
3095	43780	101	550690	Capital Improvement Fund	DPW - Capital Projects	Public Art	(27,975)	-	-	(100,000)	(50,000)	(107,951)
3095	46205	101	550690	Capital Improvement Fund	DPW - Capital Projects	Public Art	(1,900)	(56,081)	(56,907)	-	-	-
3095	46206	101	550690	Capital Improvement Fund	DPW - Capital Projects	Public Art	-	(45)	-	-	-	-
3095	43780	721	550690	Capital Improvement Fund	DPW - Capital Projects	Public Art	(47,394)	-	-	-	-	-
3095	43780	700	550690	Capital Improvement Fund	DPW - Capital Projects	Public Art	(316)	-	-	-	-	-
3095	43780	101	560620	Capital Improvement Fund	DPW - Capital Projects	Office Supplies	(1,791)	(1,102)	(2,377)	(2,000)	(2,000)	(2,000)
3095	43780	721	560620	Capital Improvement Fund	DPW - Capital Projects	Office Supplies	(36)	-	-	-	-	-
3095	43780	101	560625	Capital Improvement Fund	DPW - Capital Projects	Clothing	(906)	(599)	(1,229)	(2,000)	(2,000)	(2,000)
3095	43780	101	560631	Capital Improvement Fund	DPW - Capital Projects	Operational Supplies	(1,177)	(2,233)	(1,077)	(2,000)	(2,000)	(2,000)
3095	43780	101	560631	Capital Improvement Fund	DPW - Capital Projects	Operational Supplies	-	-	-	-	-	-
3095	43780	101	560634	Capital Improvement Fund	DPW - Capital Projects	Sign Replacement	-	-	(8,211)	(10,000)	(10,000)	-
3095	43780	722	570703	Capital Improvement Fund	DPW - Capital Projects	Infrastructure inventory	(46,302)	-	-	-	-	-
3095	43780	101	570706	Capital Improvement Fund	DPW - Capital Projects	Project Engineering	(49,757)	(39,429)	(265,245)	-	-	(1,172,035)
3095	43780	801	570706	Capital Improvement Fund	DPW - Capital Projects	Project Engineering	-	(86,078)	(70,408)	(1,949,350)	(750,000)	-
3095	43780	802	570706	Capital Improvement Fund	DPW - Capital Projects	Project Engineering	-	-	(21,130)	-	-	-
3095	43780	814	570706	Capital Improvement Fund	DPW - Capital Projects	Project Engineering	(36,805)	(15,199)	(83,320)	(41,300)	(41,300)	-
3095	43780	101	570707	Capital Improvement Fund	DPW - Capital Projects	Capital Improvements	-	-	-	(1,014,498)	(100,000)	-
3095	43750	781	570707	Capital Improvement Fund	DPW - Capital Projects	Capital Improvements	(7,500)	-	-	-	-	-
3095	43780	802	570707	Capital Improvement Fund	DPW - Capital Projects	Capital Improvements	(488,645)	(104,958)	-	-	-	-
3095	43780	806	570707	Capital Improvement Fund	DPW - Capital Projects	Capital Improvements	(4,450)	-	-	-	-	-
3095	43780	101	570720	Capital Improvement Fund	DPW - Capital Projects	Computer Equipment	-	-	-	(5,045)	(5,000)	-
3095	43780	101	570951	Capital Improvement Fund	DPW - Capital Projects	Local Street Construction	(1,300)	-	(2,689,845)	(4,330,688)	(4,330,000)	(3,359,350)
3095	43700	101	570951	Capital Improvement Fund	DPW - Capital Projects	Local Street Construction	(49,962)	-	-	-	-	-
3095	43780	721	570951	Capital Improvement Fund	DPW - Capital Projects	Local Street Construction	-	(48,359)	(50,000)	-	-	-
3095	43780	802	570951	Capital Improvement Fund	DPW - Capital Projects	Local Street Construction	(475,997)	(1,990,354)	(263,685)	-	-	-
3095	43780	804	570951	Capital Improvement Fund	DPW - Capital Projects	Local Street Construction	(77,680)	-	-	-	-	-
3095	43780	810	570951	Capital Improvement Fund	DPW - Capital Projects	Local Street Construction	(4,250)	-	-	-	-	-
3095	43780	101	570953	Capital Improvement Fund	DPW - Capital Projects	Sidewalk Improvements	-	(850)	(72,200)	(221,663)	(200,000)	(75,000)
3095	43780	101	570954	Capital Improvement Fund	DPW - Capital Projects	Street Lighting Improvements	-	-	(21,951)	(908,667)	(800,000)	(75,000)
3095	43780	802	570954	Capital Improvement Fund	DPW - Capital Projects	Street Lighting Improvements	(166)	-	-	-	-	-
3095	43780	101	570955	Capital Improvement Fund	DPW - Capital Projects	Traffic Calming Improvements	-	(10,863)	(17,188)	(25,000)	(25,000)	(50,000)
3095	43780	802	570955	Capital Improvement Fund	DPW - Capital Projects	Traffic Calming Improvements	(50,860)	-	-	-	-	-
3095	43780	813	570955	Capital Improvement Fund	DPW - Capital Projects	Traffic Calming Improvements	-	(200,058)	-	-	-	-
3095	43780	101	570957	Capital Improvement Fund	DPW - Capital Projects	Tree Replacement	-	(147,949)	(209,609)	(200,000)	(200,000)	(200,000)
3095	43700	101	570957	Capital Improvement Fund	DPW - Capital Projects	Tree Replacement	(100,555)	-	-	-	-	-
3095	43780	101	570957	Capital Improvement Fund	DPW - Capital Projects	Tree Replacement	(57,950)	-	-	-	-	-
3095	43780	101	570958	Capital Improvement Fund	DPW - Capital Projects	Street Furnishings	(4,392)	-	(1,151)	(10,000)	(10,000)	(10,000)
3095	43780	810	570958	Capital Improvement Fund	DPW - Capital Projects	Street Furnishings	(4,250)	-	-	-	-	-
3095	43780	101	570959	Capital Improvement Fund	DPW - Capital Projects	Streetscaping	(36,064)	(216,242)	(151,949)	(7,828,760)	(1,750,000)	(3,126,156)
3095	43780	810	570959	Capital Improvement Fund	DPW - Capital Projects	Streetscaping	-	-	-	-	-	-
3095	43780	813	570959	Capital Improvement Fund	DPW - Capital Projects	Streetscaping	(37,654)	(9,563)	-	-	-	-
3095	43780	101	570962	Capital Improvement Fund	DPW - Capital Projects	Bicycle Racks	(5,410)	-	(4,232)	-	-	(10,000)
3095	43780	101	570963	Capital Improvement Fund	DPW - Capital Projects	Landscape Improvements	-	-	-	(100,000)	(100,000)	(50,000)
3095	43780	101	570964	Capital Improvement Fund	DPW - Capital Projects	Alley Improvements	-	(32,848)	(2,830,981)	(2,717,518)	(2,700,000)	(2,700,000)
3095	43780	802	570964	Capital Improvement Fund	DPW - Capital Projects	Alley Improvements	(676,428)	(24,460)	-	-	-	-
3095	43780	815	570964	Capital Improvement Fund	DPW - Capital Projects	Alley Improvements	-	(2,152,363)	65,753	-	-	-
3095	43780	101	570966	Capital Improvement Fund	DPW - Capital Projects	Traffic Signals	-	-	-	-	-	(29,459)

VILLAGE OF OAK PARK  
FISCAL YEAR 2017 BUDGET  
CAPITAL IMPROVEMENTS FUND

<u>Fund</u>	<u>Dept</u>	<u>Program</u>	<u>Account</u>	<u>Description</u>	<u>Department</u>	<u>Description</u>	<u>2013</u> <u>Actual</u>	<u>2014</u> <u>Actual</u>	<u>2015</u> <u>Actual</u>	<u>2016</u> <u>Budget</u>	<u>2016</u> <u>Projected</u>	<u>2017</u> <u>Budget</u>
3095	43780	101	570967	Capital Improvement Fund	DPW - Capital Projects	Bicycle Plan Improvements	-	-	(22,448)	(232,389)	(200,000)	-
3095	43780	802	570967	Capital Improvement Fund	DPW - Capital Projects	Bicycle Plan Improvements	-	(22,495)	(2,498)	-	-	-
3095	43780	818	570967	Capital Improvement Fund	DPW - Capital Projects	Bicycle Plan Improvements	-	-	(4,450)	-	-	-
3095	43780	101	570971	Capital Improvement Fund	DPW - Capital Projects	Traffic Signal Management	-	-	(32,661)	(259,320)	(150,000)	(206,600)
3095	43780	802	570971	Capital Improvement Fund	DPW - Capital Projects	Traffic Signal Management	(168,412)	(1,849)	(552)	-	-	(300,000)
3095	43780	101	570972	Capital Improvement Fund	DPW - Capital Projects	Viaducts	(1,965)	-	-	-	-	(126,384)
3095	43780	813	570972	Capital Improvement Fund	DPW - Capital Projects	Viaducts	(7,610)	-	-	-	-	-
3095	43780	823	570972	Capital Improvement Fund	DPW - Capital Projects	Viaducts	(4,056)	(896)	(1,065)	-	-	-
3095	43780	101	570974	Capital Improvement Fund	DPW - Capital Projects	Microsurfacing	-	-	(278,010)	(300,000)	(300,000)	(300,000)
3095	43780	802	570974	Capital Improvement Fund	DPW - Capital Projects	Microsurfacing	(300,000)	(294,663)	(18,169)	-	-	-
3095	41300	101	582100	Capital Improvement Fund	DPW - Capital Projects	Loss on Investments	-	(12,804)	-	-	-	-
3095	43780	101	591801	Capital Improvement Fund	DPW - Capital Projects	Transfer To General Fund	(497,000)	(500,000)	(500,004)	(500,000)	(500,000)	-
3095	43780	101	591812	Capital Improvement Fund	DPW - Capital Projects	Transfer To Capital Bldg Impr	(395,000)	(1,092,000)	(2,242,344)	(500,000)	(500,000)	(644,000)
3095	43780	101	591825	Capital Improvement Fund	DPW - Capital Projects	Transfer To Debt Service Fund	(170,880)	(90,750)	-	-	-	-
3095	43780	101	591829	Capital Improvement Fund	DPW - Capital Projects	Transfer To Equip Repl	(150,000)	(1,689,242)	(4)	(1,050,000)	(1,050,000)	(1,100,000)
3095	43780	101	591832	Capital Improvement Fund	DPW - Capital Projects	Transfer To Fleet Replacement	(295,488)	(409,225)	(665,004)	(1,000,000)	(1,000,000)	(1,000,000)
SUB-TOTAL EXPENDITURES							<u>(4,808,040)</u>	<u>(9,801,619)</u>	<u>(11,228,143)</u>	<u>(24,299,999)</u>	<u>(15,076,484)</u>	<u>(15,720,153)</u>

NET SURPLUS/(DEFICIT) 127,333 (3,208,944) 3,116,059 (2,813,799) 1,127,126 0

Beginning Audited Fund Balance 1/1/16 -  
2016 Projected Surplus (Deficit) 1,127,126  
Ending Projected Fund Balance 12/31/16 1,127,126

Estimated Fund Balance 1/1/17 1,127,126  
2017 Budgeted Surplus (Deficit) 0  
Ending Estimated Fund Balance 12/31/17 1,127,126

VILLAGE OF OAK PARK  
FISCAL YEAR 2017 BUDGET  
LAKE & FOREST DEVELOPMENT FUND

<u>Fund</u>	<u>Dept</u>	<u>Program</u>	<u>Account</u>	<u>Description</u>	<u>Department</u>	<u>Description</u>	<u>2013</u> <u>Actual</u>	<u>2014</u> <u>Actual</u>	<u>2015</u> <u>Actual</u>	<u>2016</u> <u>Budget</u>	<u>2016</u> <u>Projected</u>	<u>2017</u> <u>Budget</u>	
4001	41300	101	411401	Lake Forest Develop Project	Finance	Property Tax Increment (from DT TIF)	-	-	-	-	-	-	
4001	41300	101	491425	Lake Forest Develop Project	Finance	Interfund Transfer Revenue	-	-	-	-	11,396,643	-	
SUB-TOTAL REVENUE							-	-	-	-	11,396,643	-	
4001	46205	101	530660	Lake Forest Develop Project	DCS - Business Services	General Contractuals	-	(5,791)	-	-	-	-	
4001	41070	101	530667	Lake Forest Develop Project	LEGAL - Law	External Support	(21,266)	-	(21,445)	-	-	-	
4001	41300	101	530667	Lake Forest Develop Project	LEGAL - Law	External Support	-	(88,154)	-	-	(20,000)	-	
4001	46205	101	530667	Lake Forest Develop Project	DCS - Business Services	External Support	(19,678)	-	-	-	(10,872,000)	-	
4001	41300	101	581806	Lake Forest Develop Project	Finance	Letter of Credit Interest Exp.	-	(30,677)	(115,493)	-	(108,000)	-	
SUB-TOTAL EXPENDITURES							(40,944)	(118,832)	(136,938)	-	(11,000,000)	-	
NET SURPLUS/(DEFICIT)							(40,944)	(118,832)	(136,938)	-	396,643	-	
Beginning Audited Fund Balance 1/1/16												(396,643)	
2016 Projected Surplus (Deficit)												396,643	
Ending Projected Fund Balance 12/31/16												-	
Estimated Fund Balance 1/1/17													-
2017 Budgeted Surplus (Deficit)													-
Ending Estimated Fund Balance 12/31/17													-

VILLAGE OF OAK PARK  
FISCAL YEAR 2017 BUDGET  
COLT WESTGATE REDEVELOPMENT FUND

<u>Fund</u>	<u>Dept</u>	<u>Program</u>	<u>Account</u>	<u>Description</u>	<u>Department</u>	<u>Description</u>	<b>2013</b>	<b>2014</b>	<b>2015</b>	<b>2016</b>	<b>2016</b>	<b>2017</b>
							<u>Actual</u>	<u>Actual</u>	<u>Actual</u>	<u>Budget</u>	<u>Projected</u>	<u>Budget</u>
4002	41300	101	491498	Colt Westgate Redevelopment	Finance	Transfer from DT TIF Fund	-	-	-	-	3,000,000	-
4002	41300	101	493800	Colt Westgate Redevelopment	Finance	Escrow Funding	-	-	-	-	-	6,830,981
SUB-TOTAL REVENUE							-	-	-	-	3,000,000	6,830,981
4002	46250	101	530660	Colt Westgate Redevelopment	Development Customer Services	Contractual Services	-	(61,795)	-	-	-	-
4002	41070	101	530667	Colt Westgate Redevelopment	Development Customer Services	External Support	(3,570)	-	-	-	-	-
4002	43780	101	530667	Colt Westgate Redevelopment	Development Customer Services	External Support	-	-	(19,627)	(115,513)	(83,600)	-
4002	46250	101	530667	Colt Westgate Redevelopment	Development Customer Services	External Support	-	-	(506,835)	(9,182,266)	(2,718,940)	(4,435,000)
4002	46260	101	530667	Colt Westgate Redevelopment	Development Customer Services	External Support	-	(4,894)	(321,269)	(4,355,257)	-	-
4002	46260	101	540692	Colt Westgate Redevelopment	Development Customer Services	Electricity	-	-	(436)	-	-	-
4002	46260	101	540693	Colt Westgate Redevelopment	Development Customer Services	Natural Gas	-	-	(3,091)	-	-	-
4002	46250	101	550601	Colt Westgate Redevelopment	Development Customer Services	Printing	-	-	(120)	-	-	-
4002	46260	101	585616	Colt Westgate Redevelopment	Development Customer Services	Relocation Expenses	-	-	(30,014)	-	-	-
SUB-TOTAL EXPENDITURES							(3,570)	(4,894)	(881,391)	(13,653,036)	(2,802,540)	(4,435,000)
NET SURPLUS/(DEFICIT)							(3,570)	(4,894)	(881,391)	(13,653,036)	197,460	2,395,981
Beginning Audited Fund Balance 1/1/16											(951,650)	
2016 Projected Surplus (Deficit)											197,460	
Ending Projected Fund Balance 12/31/16											(754,190)	
Estimated Fund Balance 1/1/17												(754,190)
2017 Budgeted Surplus (Deficit)												2,395,981
Ending Estimated Fund Balance 12/31/17												1,641,791

VILLAGE OF OAK PARK  
 FISCAL YEAR 2017 BUDGET  
 SOUTH & HARLEM REDEVELOPMENT FUND

<u>Fund</u>	<u>Dept</u>	<u>Program</u>	<u>Account</u>	<u>Description</u>	<u>Department</u>	<u>Description</u>	<u>2013</u> <u>Actual</u>	<u>2014</u> <u>Actual</u>	<u>2015</u> <u>Actual</u>	<u>2016</u> <u>Budget</u>	<u>2016</u> <u>Projected</u>	<u>2017</u> <u>Budget</u>	
4003	41300	101	462476	South & Harlem Redevelopment	General	Property Sales	-	-	-	-	-	1,850,000	
SUB-TOTAL REVENUE							-	-	-	-	-	-	1,850,000
4003	43780	101	530667	South & Harlem Redevelopment	DPW - Capital Projects	External Support	-	-	(89,147)	-	(33,500)	(170,000)	
4003	41300	101	591801	South & Harlem Redevelopment	General	Transfer to General Fund	-	-	-	-	-	(1,680,000)	
SUB-TOTAL EXPENDITURES							-	-	(89,147)	-	(33,500)	-	(1,850,000)
NET SURPLUS/(DEFICIT)							-	-	(89,147)	-	(33,500)	-	-
Beginning Audited Fund Balance 1/1/16											(89,147)		
2016 Projected Surplus (Deficit)											(33,500)		
Ending Projected Fund Balance 12/31/16											(122,647)		
Estimated Fund Balance 1/1/17													(122,647)
2017 Budgeted Surplus (Deficit)													-
Ending Estimated Fund Balance 12/31/17													(122,647)



## **Enterprise Funds Overview**

The Village has the following three enterprise Funds:

- Environmental Services
- Parking
- Water

Enterprise Funds are distinguished from other Village Funds in that they are often run similar to a business and funded by user fees rather than taxes or other revenue sources typically assessed to the public for funding general Village operations. Enterprise Funds usually serve a very specific purpose such as providing water/sewer services or refuse pickup and such services are billed directly to the customer or user of such service.

For these types of Funds, the Village may still issue bonds to help pay for non-routine capital improvements or expenditures but the payment on the debt service for this bonds is usually abated (removed) from the tax levy and paid by user fee revenue within the Fund. Finally, although expenses in these Funds are kept separate and not paid for by general Village revenues, the same rules apply regarding purchases and same level or degree of due diligence is performed to receive the best services at the lowest possible cost.

## **Environmental Services Fund**

### **Fund Summary**

The Department of Public Works is responsible for the oversight and management of this Fund through its Environmental Services Division. This division manages the Village's solid waste collection and comprehensive recycling programs. Waste collection and recycling is provided through contract services for single family units and multi-family unit residents up to five unit buildings as well as over 80 institutional facilities. Several collection days are held throughout the year for electronics drop collection, medication drop off, shredding of personal documents and paint exchanges. Also included in this fund is support of the Village's fall leaf collection program, the Keep Oak Park Beautiful program and an enforcement program which relates to the enforcement of Village Ordinances for alleys and solid waste that would be considered a nuisance.

This Fund transfers resources to the Sustainability Fund (a special revenue fund) which supports all expenditures related to Sustainability (a function in the Village Manager's Office) including personnel, materials and supplies and contractual services.

Revenues for this fund are generated through the solid waste collection fees which cover the cost of collection and disposal.

### **2016 Accomplishments**

- Administered the final year of a five-year contract with Waste Management for collection, transportation, recycling and yard waste services and the eighth year of a 10-year contract for waste disposal as a participating community in the Regional Disposal Project provided by the West Cook County Solid Waste Agency.
- Managed *CompostAble*, the organics collection program for food scraps, food-soiled paper products and yard waste that has grown steadily since its pilot in 2012 with 110 participants. More than 1,000 households, eight churches, 10 schools, three Park District facilities, the Farmers' Market and the Oak Park River Forest Food Pantry now participate in the program.
- Collected latex paint from more than 200 households through a semi-annual exchange program.
- Diverted 9,268 pounds of materials from landfills by shredding documents containing personal information and collected old clothing for repurposing at a single event at the Public Works Center.
- Hosted the seventh annual Earth Fest, Oak Park's celebration of green living and learning, attracting an estimated 550 residents.
- Accepted orders for 1,386 free rain barrels through a partnership with the Metropolitan Water Reclamation District of Greater Chicago to encourage disconnecting gutter downspouts disconnects to help alleviate flooding. This program ends December 15, 2016.

- Hosted four electronics recycling events to provide a way for residents to safely dispose of items no longer accepted in Illinois landfills.
- Partnered with the Village of River Forest to update the *Beyond the Bin* recycling guide that offers residents information on how to properly dispose of a wide range of materials.

### **2017 Work Plan**

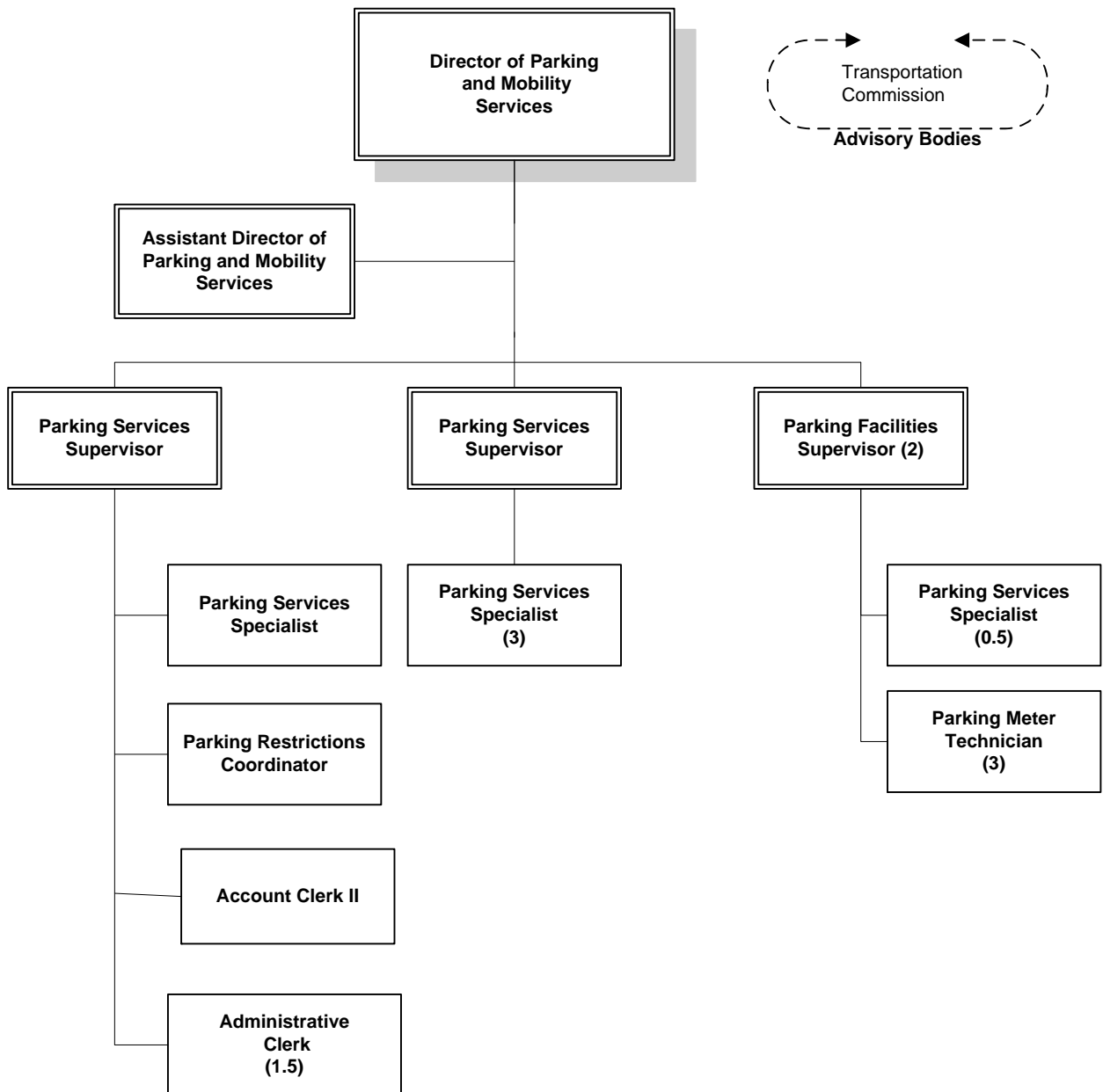
- Implement new programs proposed in a new refuse and recycling collection contract.
- Expand participation in the CompostAble organics collection program.
- Continue to offer special collection events such as for paper shredding and repurposing old clothing.
- Conduct a refuse cart inventory and work with the Finance Department to validate refuse billing accounts.
- Implement a pilot program for shoe recycling in partnership with Oak Park schools and churches.
- Promote Keep Oak Park Beautiful and maintain effort to meet Keep America Beautiful reporting requirements.

VILLAGE OF OAK PARK  
FISCAL YEAR 2017 BUDGET  
ENVIRONMENTAL SERVICES FUND

Fund	Dept	Program	Account	Description	Department	Description	2013	2014	2015	2016	2016	2017
							Actual	Actual	Actual	Budget	Projected	Budget
5055	43760	101	441462	Environmental Services Fund	DPW - Environmental Services	Miscellaneous Revenue	2,711	1,904	-	2,000	-	-
5055	43760	101	444453	Environmental Services Fund	DPW - Environmental Services	Refuse Collection Fees	3,060,376	3,108,459	3,340,711	3,487,445	3,503,458	3,858,000
5055	43760	101	444474	Environmental Services Fund	DPW - Environmental Services	Yard Waste Stickers	13,333	16,707	11,778	12,750	12,250	12,500
5055	43760	101	444475	Environmental Services Fund	DPW - Environmental Services	Refuse Stickers	41,094	46,755	48,830	45,100	45,100	49,500
5055	43760	101	444476	Environmental Services Fund	DPW - Environmental Services	Carpet Recycling Stickers	216	336	-	250	-	-
SUB-TOTAL REVENUE							3,117,731	3,174,161	3,401,319	3,547,545	3,560,808	3,920,000
5055	43760	101	510501	Environmental Services Fund	DPW - Environmental Services	Regular Salaries	(81,371)	(76,104)	(83,049)	(81,306)	(79,200)	(90,194)
5055	43760	764	510501	Environmental Services Fund	DPW - Environmental Services	Regular Salaries	(49,015)	(49,174)	(51,097)	(60,818)	(51,600)	(54,654)
5055	43760	797	510501	Environmental Services Fund	DPW - Environmental Services	Regular Salaries	(59,005)	(59,109)	(59,999)	(61,304)	(59,616)	(61,220)
5055	43760	101	510503	Environmental Services Fund	DPW - Environmental Services	Overtime	-	(2,686)	(6,324)	(8,000)	(8,000)	(1,000)
5055	43760	764	510503	Environmental Services Fund	DPW - Environmental Services	Overtime	(7,711)	(2,363)	(7,331)	(3,000)	(3,000)	(3,000)
5055	43760	765	510503	Environmental Services Fund	DPW - Environmental Services	Overtime	-	(173)	-	-	-	-
SUB-TOTAL PERSONAL SERVICES							(197,103)	(189,609)	(207,801)	(214,428)	(201,416)	(210,068)
5055	43760	764	520515	Environmental Services Fund	DPW - Environmental Services	Health Insurance Opt Out	(3,196)	(3,134)	(2,884)	-	-	-
5055	43760	764	510516	Environmental Services Fund	DPW - Environmental Services	FD 7G Pay	(0)	-	-	-	-	-
5055	43760	101	520520	Environmental Services Fund	DPW - Environmental Services	Life Insurance Expense	(42)	(42)	(55)	(45)	(84)	(93)
5055	43760	764	520520	Environmental Services Fund	DPW - Environmental Services	Life Insurance Expense	(30)	(45)	(65)	(47)	(76)	(84)
5055	43760	797	520520	Environmental Services Fund	DPW - Environmental Services	Life Insurance Expense	(42)	(41)	(41)	(45)	(84)	(93)
5055	43760	101	520521	Environmental Services Fund	DPW - Environmental Services	Health Insurance Expense	(7,087)	(7,358)	(8,544)	(8,267)	(8,259)	(8,259)
5055	43760	764	520521	Environmental Services Fund	DPW - Environmental Services	Health Insurance Expense	(12,510)	(12,895)	(14,811)	(13,561)	(14,312)	(12,321)
5055	43760	797	520521	Environmental Services Fund	DPW - Environmental Services	Health Insurance Expense	(12,439)	(12,915)	(14,720)	(14,239)	(14,245)	(16,218)
5055	43760	101	520522	Environmental Services Fund	DPW - Environmental Services	Social Security Expense	(4,759)	(4,741)	(4,800)	(5,537)	(4,772)	(5,592)
5055	43760	764	520522	Environmental Services Fund	DPW - Environmental Services	Social Security Expense	(3,526)	(3,603)	(3,593)	(3,771)	(3,572)	(3,389)
5055	43760	797	520522	Environmental Services Fund	DPW - Environmental Services	Social Security Expense	(3,516)	(3,510)	(3,555)	(3,801)	(3,509)	(3,796)
5055	43760	101	520523	Environmental Services Fund	DPW - Environmental Services	Medicare Expense	(1,113)	(1,109)	(1,123)	(1,295)	(1,116)	(1,308)
5055	43760	764	520523	Environmental Services Fund	DPW - Environmental Services	Medicare Expense	(825)	(843)	(840)	(882)	(835)	(792)
5055	43760	797	520523	Environmental Services Fund	DPW - Environmental Services	Medicare Expense	(822)	(821)	(831)	(889)	(821)	(888)
5055	43760	101	520527	Environmental Services Fund	DPW - Environmental Services	IMRF Contributions	(11,300)	(11,904)	(11,276)	(12,717)	(11,253)	(12,627)
5055	43760	764	520527	Environmental Services Fund	DPW - Environmental Services	IMRF Contributions	(8,653)	(9,320)	(8,625)	(8,660)	(8,692)	(7,651)
5055	43760	797	520527	Environmental Services Fund	DPW - Environmental Services	IMRF Contributions	(8,520)	(8,975)	(8,502)	(8,730)	(8,448)	(8,571)
SUB-TOTAL FRINGE BENEFITS							(78,380)	(81,255)	(84,266)	(82,486)	(80,078)	(81,682)
5055	473760	101	520528	Environmental Services Fund	DPW - Environmental Services	S125 Admin. Expenses	-	-	18,277	-	-	-
5055	43760	101	520529	Environmental Services Fund	DPW - Environmental Services	Change in IMRF NPO	(4,529)	(350)	-	-	-	-
5055	43760	101	520900	Environmental Services Fund	DPW - Environmental Services	Change in NPO	(2,394)	7,487	-	-	-	-
5055	43760	101	530650	Environmental Services Fund	DPW - Environmental Services	Conferences Training	(200)	(255)	(268)	(700)	(600)	(600)
5055	43760	796	530650	Environmental Services Fund	DPW - Environmental Services	Conferences Training	(240)	(200)	-	-	-	-
5055	43760	797	530650	Environmental Services Fund	DPW - Environmental Services	Conferences Training	(280)	(368)	(767)	(500)	(500)	(500)
5055	43760	101	530660	Environmental Services Fund	DPW - Environmental Services	General Contractuals	(2,480,149)	(2,538,131)	(2,621,638)	(2,840,527)	(2,650,690)	(3,090,232)
5055	43760	764	530660	Environmental Services Fund	DPW - Environmental Services	General Contractuals	(192,864)	(196,335)	(196,335)	(206,472)	(196,355)	(202,225)
5055	43760	795	530662	Environmental Services Fund	DPW - Environmental Services	Boards Commissions Support	-	-	(339)	-	-	-
5055	43760	796	530667	Environmental Services Fund	DPW - Environmental Services	External Support	(2,273)	-	-	-	-	-
5055	43760	101	530667	Environmental Services Fund	DPW - Environmental Services	External Support	-	(3,400)	(3,750)	(12,000)	(6,000)	(2,000)
5055	43760	796	530667	Environmental Services Fund	DPW - Environmental Services	External Support	-	-	-	(5,000)	(5,000)	(13,500)
SUB-TOTAL CONTRACTUAL SERVICES							(2,682,928)	(2,731,552)	(2,804,819)	(3,065,199)	(2,859,145)	(3,309,057)
5055	43760	101	550601	Environmental Services Fund	DPW - Environmental Services	Printing	(156)	(199)	(298)	(500)	-	(500)
5055	43760	796	550601	Environmental Services Fund	DPW - Environmental Services	Printing	-	-	-	(500)	(500)	(500)
5055	43760	797	550601	Environmental Services Fund	DPW - Environmental Services	Printing	-	-	-	-	-	(500)

VILLAGE OF OAK PARK  
FISCAL YEAR 2017 BUDGET  
ENVIRONMENTAL SERVICES FUND

Fund	Dept	Program	Account	Description	Department	Description	2013	2014	2015	2016	2016	2017
							Actual	Actual	Actual	Budget	Projected	Budget
5055	43760	101	550602	Environmental Services Fund	DPW - Environmental Services	Membership Dues	(597)	(602)	(914)	(1,251)	(1,326)	(1,150)
5055	43760	796	550602	Environmental Services Fund	DPW - Environmental Services	Membership Dues	(250)	-	(300)	(300)	(300)	(300)
5055	43760	797	550602	Environmental Services Fund	DPW - Environmental Services	Membership Dues	(189)	(195)	(200)	(212)	(212)	(212)
5055	43760	101	550603	Environmental Services Fund	DPW - Environmental Services	Postage	(169)	(345)	(154)	(500)	(200)	(500)
5055	43760	171	550603	Environmental Services Fund	DPW - Environmental Services	Postage	-	-	(45)	-	-	-
5055	43760	796	550603	Environmental Services Fund	DPW - Environmental Services	Postage	(50)	-	-	-	-	-
5055	43760	797	550603	Environmental Services Fund	DPW - Environmental Services	Postage	-	-	-	(300)	(100)	(300)
5055	43760	101	560620	Environmental Services Fund	DPW - Environmental Services	Office Supplies	(511)	-	-	(100)	(100)	(100)
5055	43760	796	560620	Environmental Services Fund	DPW - Environmental Services	Office Supplies	-	(20)	-	(100)	(100)	(100)
5055	43760	797	560620	Environmental Services Fund	DPW - Environmental Services	Office Supplies	-	-	-	(100)	(100)	(100)
5055	43760	797	560625	Environmental Services Fund	DPW - Environmental Services	Clothing	(112)	(162)	-	(200)	(200)	(200)
5055	43760	101	560631	Environmental Services Fund	DPW - Environmental Services	Operational Supplies	(760)	(1,456)	(4,464)	(6,000)	(1,000)	(5,000)
5055	43760	764	560631	Environmental Services Fund	DPW - Environmental Services	Operational Supplies	-	-	-	(1,000)	(1,000)	(1,000)
5055	43760	796	560631	Environmental Services Fund	DPW - Environmental Services	Operational Supplies	(2,825)	(1,893)	(1,491)	(2,000)	(2,000)	(2,000)
5055	43760	797	560631	Environmental Services Fund	DPW - Environmental Services	Operational Supplies	-	(48)	(39)	(200)	(200)	(200)
SUB-TOTAL MATERIALS & SUPPLIES							(5,619)	(4,920)	(7,905)	(13,263)	(7,338)	(12,662)
5055	43760	101	560637	Environmental Services Fund	DPW - Environmental Services	Vehicle Equipment Parts	(80)	-	-	-	-	-
5055	43760	101	570667	Environmental Services Fund	DPW - Environmental Services	Grant Expenses	-	-	(1,450)	-	-	-
5055	43760	796	570667	Environmental Services Fund	DPW - Environmental Services	Grant Expenses	-	(900)	-	-	-	-
5055	43760	101	580899	Environmental Services Fund	DPW - Environmental Services	Depreciation Expense	(5,068)	(5,068)	(5,068)	-	-	-
5055	43760	101	591890	Environmental Services Fund	DPW - Environmental Services	Transfer To Other Funds	(146,670)	(112,991)	(112,992)	(500,600)	(500,600)	(430,000)
SUB-TOTAL OTHER							(151,818)	(118,959)	(119,510)	(500,600)	(500,600)	(430,000)
SUB-TOTAL EXPENDITURES							(3,115,849)	(3,126,295)	(3,224,301)	(3,875,976)	(3,648,577)	(4,043,469)
NET SURPLUS/(DEFICIT)							1,882	47,866	177,018	(328,431)	(87,769)	(123,469)
Beginning Audited Fund Balance 1/1/16												1,389,909
2016 Projected Surplus (Deficit)												(87,769)
Ending Projected Fund Balance 12/31/16												1,302,140
Estimated Fund Balance 1/1/17												1,302,140
2017 Budgeted Surplus (Deficit)												(123,469)
Ending Estimated Fund Balance 12/31/17												1,178,671



# Parking Fund

## Departmental Summary

In densely populated Oak Park - with a population of 52,000 and an automobile population estimated at nearly 30,000, the limited supply of parking must be managed. The management of parking in the Village requires regulation about where and how parking is allowed, for how long and, in some cases, by whom. By managing the parking supply - most of which is on public property - the Village's Parking Services Department helps Oak Park residents and business owners meet their parking needs, while also maintaining the character of the community.

Parking Services manages publicly provided parking, four public parking garages, more than 100 off-street lots and nearly 1,500 meters. In addition, the department manages a comprehensive parking permit system that includes 3,600 quarterly, 24-hour parking permits, 2,300 quarterly on-street, overnight permits and some 2,500 permits for residents and their guests who request temporary on-street parking. The Parking Department also oversees the sale of Village Vehicle Stickers. Parking Services also reviews, researches, and recommends the addition and revision of parking regulations within the Village as the staff liaison to the Transportation Commission.

## 2016 Accomplishments

- Completed camera and intercom upgrades for Village garages as part of the overall Village property updates. The technology is aging and becoming obsolete, in the last few years there were several times when repairs had to be made.
- Completed upgrades to the Village Parking Garages revenue control system.
- Worked with a consultant to prepare a request for proposal and implementation of upgrades to the Parking Services permit, vehicle sticker, and citations, as well as License Plate recognition.
- Upgraded online overnight parking pass system to include extended 24 passes via the internet.
- Completed parking facilities maintenance study and started implementation.
- Continued comprehensive review of on-street parking restrictions with plans to complete about another quarter of all Village Streets by the end of the year.
- Completed review and design of the Parking Wayfinding System.
- Completed an Intergovernmental Agreement with the Cities of Chicago and Evanston and launch a regional bike share program (Divvy).
- Completed Construction of the new parking garage at Lake Street and Forest Avenue.

## 2017 Work Plan

- Continue implementation of the parking facilities maintenance study that was completed in 2016 with an annual budget of \$300,000.
- Review for possible expansion of the regional bike share program (Divvy) with a budgeted amount of \$260,000 for 4 new stations.
- Start fabrication and installation of the Parking Wayfinding System that is anticipated to take three years at \$325,000 per year.
- Continue a comprehensive review of all parking related ordinances and policies as part of the Village Board goals for 2016-2017.
- Implement upgrades to the Parking Services permit, vehicle sticker, and citations, as well as License Plate recognition with a budgeted amount of \$550,000. This will require participation by the Adjudication, Finance, Information Technology, and Police Departments.
- Start installation of new on-street parking restriction signage that is anticipated to take four years at \$250,000 per year.
- Expand the Village's (EV) charging station program by adding up to three new dual EV charging stations at the Village Parking Garages with a budgeted amount of \$46,000.



VILLAGE OF OAK PARK  
FISCAL YEAR 2017 BUDGET  
PARKING FUND

Fund	Dept	Program	Account	Description	Department	Description	2013	2014	2015	2016	2016	2017
							Actual	Actual	Actual	Budget	Projected	Budget
5060	41300	101	411401	Parking Fund	Parking Services	Debt Service Levy	-	-	-	-	-	-
5060	43770	101	422481	Parking Fund	Parking Services	Parking Permits	-	-	-	2,800,000	2,818,000	2,800,000
5060	43770	793	422481	Parking Fund	Parking Services	Parking Permits	899,751	1,533,637	1,414,213	-	-	-
5060	43770	793	422482	Parking Fund	Parking Services	Landlord/Corp. Parking Permits	1,092,008	682,854	897,106	-	-	-
5060	43770	101	422483	Parking Fund	Parking Services	Onstreet Parking Permits	-	-	-	1,063,000	1,063,000	1,090,000
5060	43770	793	422483	Parking Fund	Parking Services	Onstreet Parking Permits	957,824	1,013,520	1,042,213	-	-	-
5060	43770	793	422485	Parking Fund	Parking Services	One-Time Overnight Permit	828	490	120	-	-	-
5060	43770	101	431400	Parking Fund	Parking Services	Grant Revenue	-	325,968	-	-	-	-
5060	43770	101	440456	Parking Fund	Parking Services	Onstreet Paystation Revenue	-	-	(17)	-	-	-
5060	43770	785	440456	Parking Fund	Parking Services	Onstreet Paystation Revenue	-	486	-	-	-	-
5060	43770	786	440456	Parking Fund	Parking Services	Onstreet Paystation Revenue	590,985	509,333	559,663	-	-	-
5060	43770	787	440456	Parking Fund	Parking Services	Onstreet Paystation Revenue	-	-	(5)	-	-	-
5060	43770	793	440457	Parking Fund	Parking Services	Discounted Employee Cards	43,404	54,667	69,678	-	-	-
5060	43770	793	440459	Parking Fund	Parking Services	Meter Key Revenue	14,764	8,564	5,042	-	-	-
5060	43770	101	440460	Parking Fund	Parking Services	Garage Fees	-	-	-	1,190,000	1,200,000	1,250,000
5060	43770	783	440460	Parking Fund	Parking Services	Garage Fees	5,851	3,769	1,926	-	-	-
5060	43770	784	440460	Parking Fund	Parking Services	Garage Fees	482,700	443,741	386,841	-	-	-
5060	43770	785	440460	Parking Fund	Parking Services	Garage Fees	249,672	125,819	(100)	-	-	-
5060	43770	787	440460	Parking Fund	Parking Services	Garage Fees	(5)	(42)	-	-	-	-
5060	43770	788	440460	Parking Fund	Parking Services	Garage Fees	663,759	705,358	854,405	-	-	-
5060	43770	101	440461	Parking Fund	Parking Services	Parking Meter Collections	-	-	-	1,450,000	1,402,000	1,350,000
5060	43770	786	440461	Parking Fund	Parking Services	Parking Meter Collections	811,426	945,342	1,144,430	-	-	-
5060	43770	788	440492	Parking Fund	Parking Services	Reimbursement of Expenses	-	17,331	-	-	-	-
5060	43770	101	441447	Parking Fund	Parking Services	Cashier Difference	(277)	21	(34)	-	-	-
5060	43770	101	441462	Parking Fund	Parking Services	Miscellaneous Revenue	14,075	1,027	5,253	-	-	-
5060	43770	788	441462	Parking Fund	Parking Services	Miscellaneous Revenue	-	5	-	-	-	184,000
5060	43770	127	441465	Parking Fund	Parking Services	Special Events Revenue	1,550	13,632	3,230	-	-	-
5060	43770	101	441475	Parking Fund	Parking Services	Recovered Damages	806	450	-	-	-	-
5060	43770	101	461490	Parking Fund	Parking Services	Interest Revenue	-	12	249	-	-	-
5060	43770	101	462476	Parking Fund	Parking Services	Gain/Loss on Sale of Property	569	(545,851)	5,200	-	-	-
5060	43770	101	462476	Parking Fund	Parking Services	Gain/Loss on Sale of Property	-	2,430	-	-	-	-
5060	41300	101	491401	Parking Fund	Parking Services	Transfer From General Fund	-	-	156,996	60,000	60,000	40,000
5060	41300	101	491498	Parking Fund	Parking Services	Transfer From Downtown TIF	427,841	-	-	-	-	-
5060	43770	101	491498	Parking Fund	Parking Services	Transfer From Other Funds	-	430,773	-	-	-	-
5060	43770	101	491499	Parking Fund	Parking Services	Transfer From Other Funds	-	-	-	-	-	-
SUB-TOTAL REVENUE							6,257,531	6,273,317	6,546,426	6,563,000	6,543,000	6,714,000
5060	43770	101	510501	Parking Fund	Parking Services	Regular Salaries	(252,979)	(231,973)	(250,457)	(443,634)	(391,200)	(470,052)
5060	43770	783	510501	Parking Fund	Parking Services	Regular Salaries	(17,354)	(13,988)	(12,708)	(16,780)	(14,800)	(19,551)
5060	43770	784	510501	Parking Fund	Parking Services	Regular Salaries	(32,220)	(25,971)	(23,597)	(26,696)	(23,600)	(47,481)
5060	43770	785	510501	Parking Fund	Parking Services	Regular Salaries	(43,842)	(40,361)	(38,923)	(16,428)	(14,500)	-
5060	43770	786	510501	Parking Fund	Parking Services	Regular Salaries	(81,334)	(75,780)	(73,231)	(38,868)	(34,300)	(36,309)
5060	43770	787	510501	Parking Fund	Parking Services	Regular Salaries	(66,872)	(52,639)	(46,355)	(47,381)	(41,800)	(74,570)
5060	43770	788	510501	Parking Fund	Parking Services	Regular Salaries	(74,283)	(59,686)	(54,429)	(61,607)	(54,300)	(94,962)
5060	43770	793	510501	Parking Fund	Parking Services	Regular Salaries	(131,894)	(109,523)	(132,068)	(206,740)	(182,300)	(171,859)
5060	43770	101	510503	Parking Fund	Parking Services	Overtime	(4,788)	(7,459)	(4,849)	(5,000)	(4,400)	(5,000)
5060	43770	783	510503	Parking Fund	Parking Services	Overtime	(181)	(45)	(97)	-	-	-
5060	43770	784	510503	Parking Fund	Parking Services	Overtime	(336)	(83)	(180)	-	-	-
5060	43770	785	510503	Parking Fund	Parking Services	Overtime	(506)	(553)	(798)	-	-	-

VILLAGE OF OAK PARK  
FISCAL YEAR 2017 BUDGET  
PARKING FUND

Fund	Dept	Program	Account	Description	Department	Description	2013	2014	2015	2016	2016	2017
							Actual	Actual	Actual	Budget	Projected	Budget
5060	43770	786	510503	Parking Fund	Parking Services	Overtime	(10,323)	(12,025)	(12,044)	(5,000)	(10,600)	(12,000)
5060	43770	787	510503	Parking Fund	Parking Services	Overtime	(723)	(184)	(400)	(1,000)	(900)	(1,000)
5060	43770	788	510503	Parking Fund	Parking Services	Overtime	(771)	(186)	(411)	-	-	-
5060	43770	793	510503	Parking Fund	Parking Services	Overtime	(10,914)	(11,674)	(9,028)	(10,000)	(13,200)	(15,000)
5060	43770	101	510519	Parking Fund	Parking Services	Vacation Time Payout	-	(1,725)	(284)	-	-	-
5060	43770	783	510519	Parking Fund	Parking Services	Vacation Time Payout	-	(58)	-	-	-	-
5060	43770	784	510519	Parking Fund	Parking Services	Vacation Time Payout	-	(108)	-	-	-	-
5060	43770	785	510519	Parking Fund	Parking Services	Vacation Time Payout	-	(66)	-	-	-	-
5060	43770	786	510519	Parking Fund	Parking Services	Vacation Time Payout	-	(108)	-	-	-	-
5060	43770	787	510519	Parking Fund	Parking Services	Vacation Time Payout	-	(241)	-	-	-	-
5060	43770	788	510519	Parking Fund	Parking Services	Vacation Time Payout	-	(249)	-	-	-	-
5060	43770	793	510519	Parking Fund	Parking Services	Vacation Time Payout	-	(1,120)	-	-	-	-
SUB-TOTAL PERSONAL SERVICES							(729,321)	(645,802)	(659,858)	(879,134)	(785,900)	(947,784)
5060	43770	101	520515	Parking Fund	Parking Services	Health Insurance Opt Out	-	(198)	(364)	-	-	-
5060	43770	793	520515	Parking Fund	Parking Services	Health Insurance Opt Out	(171)	-	-	-	-	-
5060	43770	101	520520	Parking Fund	Parking Services	Life Insurance Expense	(178)	(199)	(215)	(180)	(360)	(744)
5060	43770	783	520520	Parking Fund	Parking Services	Life Insurance Expense	(17)	(19)	(21)	(15)	(15)	(39)
5060	43770	784	520520	Parking Fund	Parking Services	Life Insurance Expense	(32)	(32)	(30)	(23)	(23)	(95)
5060	43770	785	520520	Parking Fund	Parking Services	Life Insurance Expense	(101)	(60)	(64)	(14)	(14)	-
5060	43770	786	520520	Parking Fund	Parking Services	Life Insurance Expense	(85)	(70)	(77)	(36)	(36)	(73)
5060	43770	787	520520	Parking Fund	Parking Services	Life Insurance Expense	(60)	(58)	(44)	(39)	(39)	(135)
5060	43770	788	520520	Parking Fund	Parking Services	Life Insurance Expense	(75)	(71)	(117)	(54)	(54)	(190)
5060	43770	793	520520	Parking Fund	Parking Services	Life Insurance Expense	(164)	(100)	(154)	(225)	(225)	(372)
5060	43770	101	520521	Parking Fund	Parking Services	Health Insurance Expense	(56,128)	(55,646)	(58,632)	(58,021)	(105,068)	(132,062)
5060	43770	783	520521	Parking Fund	Parking Services	Health Insurance Expense	(4,652)	(4,689)	(4,051)	(4,807)	(4,807)	(5,145)
5060	43770	784	520521	Parking Fund	Parking Services	Health Insurance Expense	(8,639)	(8,708)	(7,523)	(5,870)	(5,870)	(12,494)
5060	43770	785	520521	Parking Fund	Parking Services	Health Insurance Expense	(5,316)	(5,359)	(4,630)	(3,612)	(3,612)	-
5060	43770	786	520521	Parking Fund	Parking Services	Health Insurance Expense	(15,727)	(16,067)	(16,067)	(5,870)	(5,870)	(9,555)
5060	43770	787	520521	Parking Fund	Parking Services	Health Insurance Expense	(19,272)	(19,426)	(16,783)	(13,095)	(13,095)	(21,314)
5060	43770	788	520521	Parking Fund	Parking Services	Health Insurance Expense	(19,936)	(20,096)	(17,362)	(13,546)	(13,546)	(24,989)
5060	43770	793	520521	Parking Fund	Parking Services	Health Insurance Expense	(46,744)	(39,767)	(48,097)	(63,579)	(63,579)	(53,145)
5060	43770	101	520522	Parking Fund	Parking Services	Social Security Expense	(14,561)	(14,017)	(15,224)	(12,502)	(27,505)	(29,545)
5060	43770	783	520522	Parking Fund	Parking Services	Social Security Expense	(1,012)	(826)	(752)	(1,040)	(1,040)	(1,237)
5060	43770	784	520522	Parking Fund	Parking Services	Social Security Expense	(1,880)	(1,533)	(1,395)	(1,655)	(1,655)	(3,004)
5060	43770	785	520522	Parking Fund	Parking Services	Social Security Expense	(2,661)	(2,480)	(2,418)	(1,019)	(1,019)	-
5060	43770	786	520522	Parking Fund	Parking Services	Social Security Expense	(5,395)	(5,239)	(5,061)	(2,410)	(2,410)	(2,297)
5060	43770	787	520522	Parking Fund	Parking Services	Social Security Expense	(3,881)	(3,092)	(2,723)	(2,938)	(2,938)	(4,712)
5060	43770	788	520522	Parking Fund	Parking Services	Social Security Expense	(4,333)	(3,536)	(3,219)	(3,820)	(3,820)	(6,008)
5060	43770	793	520522	Parking Fund	Parking Services	Social Security Expense	(8,067)	(6,727)	(7,734)	(12,818)	(12,818)	(10,903)
5060	43770	101	520523	Parking Fund	Parking Services	Medicare Expense	(3,405)	(3,278)	(3,561)	(2,924)	(6,433)	(6,910)
5060	43770	783	520523	Parking Fund	Parking Services	Medicare Expense	(237)	(193)	(176)	(243)	(243)	(289)
5060	43770	784	520523	Parking Fund	Parking Services	Medicare Expense	(440)	(359)	(326)	(387)	(387)	(703)
5060	43770	785	520523	Parking Fund	Parking Services	Medicare Expense	(622)	(580)	(565)	(238)	(238)	-
5060	43770	786	520523	Parking Fund	Parking Services	Medicare Expense	(1,262)	(1,225)	(1,184)	(564)	(564)	(537)
5060	43770	787	520523	Parking Fund	Parking Services	Medicare Expense	(908)	(723)	(637)	(687)	(687)	(1,102)
5060	43770	788	520523	Parking Fund	Parking Services	Medicare Expense	(1,013)	(827)	(753)	(893)	(893)	(1,405)
5060	43770	793	520523	Parking Fund	Parking Services	Medicare Expense	(1,887)	(1,573)	(1,809)	(2,998)	(2,998)	(2,550)
5060	43770	101	520527	Parking Fund	Parking Services	IMRF Contributions	(36,518)	(36,861)	(36,978)	(28,715)	(63,173)	(66,714)

VILLAGE OF OAK PARK  
FISCAL YEAR 2017 BUDGET  
PARKING FUND

Fund	Dept	Program	Account	Description	Department	Description	2013	2014	2015	2016	2016	2017
							Actual	Actual	Actual	Budget	Projected	Budget
5060	43770	783	520527	Parking Fund	Parking Services	IMRF Contributions	(2,532)	(2,141)	(1,814)	(2,389)	(2,389)	(2,793)
5060	43770	784	520527	Parking Fund	Parking Services	IMRF Contributions	(4,701)	(3,975)	(3,369)	(3,802)	(3,802)	(6,784)
5060	43770	785	520527	Parking Fund	Parking Services	IMRF Contributions	(6,396)	(6,193)	(5,636)	(2,339)	(2,339)	-
5060	43770	786	520527	Parking Fund	Parking Services	IMRF Contributions	(13,161)	(13,356)	(12,083)	(5,535)	(5,535)	(5,188)
5060	43770	787	520527	Parking Fund	Parking Services	IMRF Contributions	(9,761)	(8,063)	(6,625)	(6,747)	(6,747)	(10,641)
5060	43770	788	520527	Parking Fund	Parking Services	IMRF Contributions	(10,838)	(9,165)	(7,771)	(8,773)	(8,773)	(13,568)
5060	43770	793	520527	Parking Fund	Parking Services	IMRF Contributions	(20,646)	(18,573)	(19,993)	(29,440)	(29,440)	(24,619)
SUB-TOTAL FRINGE BENEFITS							(333,416)	(315,100)	(316,037)	(303,862)	(404,059)	(461,861)
5060	43770	101	520528	Parking Fund	Parking Services	S125 Admin. Expenses	-	-	60,661	-	-	-
5060	43770	101	520529	Parking Fund	Parking Services	Change in IMRF NPO	(7,789)	6,416	-	-	-	-
5060	43770	101	520900	Parking Fund	Parking Services	Change in NPO	(3,891)	(13,142)	(3,382)	-	-	-
5060	43770	101	530650	Parking Fund	Parking Services	Conferences Training	(2,033)	(5,003)	(5,922)	(6,000)	(6,000)	(6,000)
5060	43770	784	530650	Parking Fund	Parking Services	Conferences Training	-	-	-	(500)	(500)	(500)
5060	43770	793	530650	Parking Fund	Parking Services	Conferences Training	-	-	(120)	(1,500)	(1,500)	(1,500)
5060	43770	101	530658	Parking Fund	Parking Services	Temporary Services	-	(26,200)	(8,659)	-	-	-
5060	43770	101	530660	Parking Fund	Parking Services	General Contractuals	(53,517)	(53,390)	(20,853)	-	-	-
5060	43770	711	530660	Parking Fund	Parking Services	General Contractuals	(88)	-	-	-	-	-
5060	43770	783	530660	Parking Fund	Parking Services	General Contractuals	(26,868)	(25,739)	(79,110)	(65,000)	(65,000)	(89,750)
5060	43770	784	530660	Parking Fund	Parking Services	General Contractuals	(188,898)	(182,579)	(198,463)	(250,000)	(250,000)	(287,400)
5060	43770	785	530660	Parking Fund	Parking Services	General Contractuals	(288,028)	(203,141)	(13,553)	(50,000)	(50,000)	(50,000)
5060	43770	786	530660	Parking Fund	Parking Services	General Contractuals	(151,563)	(251,569)	(228,811)	(150,000)	(150,000)	(150,000)
5060	43770	787	530660	Parking Fund	Parking Services	General Contractuals	(36,945)	(70,095)	(151,454)	(225,000)	(225,000)	(232,500)
5060	43770	788	530660	Parking Fund	Parking Services	General Contractuals	(215,849)	(331,272)	(557,287)	(620,000)	(620,000)	(695,350)
5060	43770	101	530661	Parking Fund	Parking Services	Security Services	-	(1,233)	-	-	-	-
5060	43770	784	530661	Parking Fund	Parking Services	Security Services	-	(10,778)	-	-	-	-
5060	43770	785	530661	Parking Fund	Parking Services	Security Services	-	(19,698)	-	-	-	-
5060	43770	788	530661	Parking Fund	Parking Services	Security Services	-	(6,690)	-	-	-	-
5060	43770	101	530667	Parking Fund	Parking Services	External Support	(105,392)	(95,286)	(108,368)	(50,000)	(50,000)	(50,000)
5060	43770	784	530667	Parking Fund	Parking Services	External Support	-	(50)	(1,727)	-	-	-
5060	43770	785	530667	Parking Fund	Parking Services	External Support	-	-	(4,650)	-	-	-
5060	43770	786	530667	Parking Fund	Parking Services	External Support	-	-	-	(25,000)	(25,000)	-
5060	43770	788	530667	Parking Fund	Parking Services	External Support	-	-	(2,799)	-	-	-
5060	43770	793	530667	Parking Fund	Parking Services	External Support	-	-	(954)	-	-	-
5060	43770	101	530675	Parking Fund	Parking Services	Bank Charges	-	(3,207)	-	(55,000)	(55,000)	(55,000)
5060	43770	784	530675	Parking Fund	Parking Services	Bank Charges	(7,898)	(7,916)	(6,785)	-	-	-
5060	43770	785	530675	Parking Fund	Parking Services	Bank Charges	(5,071)	(4,354)	(189)	-	-	-
5060	43770	786	530675	Parking Fund	Parking Services	Bank Charges	(25,681)	(26,889)	(4,262)	-	-	-
5060	43770	788	530675	Parking Fund	Parking Services	Bank Charges	(10,014)	(12,798)	(49,925)	-	(60,000)	(60,000)
5060	43770	793	530675	Parking Fund	Parking Services	Bank Charges	-	(1,155)	-	-	-	-
5060	43770	101	540657	Parking Fund	Parking Services	Property Taxes on Leased Lots	(48,491)	(78,150)	(33,776)	-	-	-
5060	43770	787	540657	Parking Fund	Parking Services	Property Taxes on Leased Lots	(28,053)	-	(30,443)	(70,000)	(70,000)	(35,000)
5060	43770	101	540661	Parking Fund	Parking Services	Cook County Parking Tax Exp	(159,323)	(2,288)	-	(75,000)	(75,000)	(75,000)
5060	43770	783	540674	Parking Fund	Parking Services	Property Repair	(45)	-	-	(2,000)	(9,000)	(2,000)
5060	43770	784	540674	Parking Fund	Parking Services	Property Repair	(210)	-	-	(120,000)	(13,000)	(10,000)
5060	43770	786	540674	Parking Fund	Parking Services	Property Repair	(2,263)	-	-	(20,000)	(20,000)	(20,000)
5060	43770	787	540674	Parking Fund	Parking Services	Property Repair	-	-	-	(25,000)	(25,000)	(25,000)
5060	43770	788	540674	Parking Fund	Parking Services	Property Repair	(1,675)	-	-	(200,000)	(30,000)	(10,000)
5060	43770	783	540690	Parking Fund	Parking Services	Telecommunication Charges	(4,090)	(6,703)	-	-	-	-

VILLAGE OF OAK PARK  
FISCAL YEAR 2017 BUDGET  
PARKING FUND

<u>Fund</u>	<u>Dept</u>	<u>Program</u>	<u>Account</u>	<u>Description</u>	<u>Department</u>	<u>Description</u>	<u>2013</u> <u>Actual</u>	<u>2014</u> <u>Actual</u>	<u>2015</u> <u>Actual</u>	<u>2016</u> <u>Budget</u>	<u>2016</u> <u>Projected</u>	<u>2017</u> <u>Budget</u>
5060	43770	785	540690	Parking Fund	Parking Services	Telecommunication Charges	-	(660)	-	-	-	-
5060	43770	784	540691	Parking Fund	Parking Services	Water Charges	(692)	(406)	(521)	(2,000)	(2,000)	(2,000)
5060	43770	785	540691	Parking Fund	Parking Services	Water Charges	-	(62)	-	-	-	-
5060	43770	788	540691	Parking Fund	Parking Services	Water Charges	(2,189)	(3,016)	(2,253)	(2,000)	(2,000)	(2,000)
5060	43770	783	540692	Parking Fund	Parking Services	Electricity	(21,238)	(11,380)	(9,053)	(10,000)	(10,000)	(10,000)
5060	43770	784	540692	Parking Fund	Parking Services	Electricity	(37,490)	(34,958)	(21,323)	(10,000)	(16,000)	(10,000)
5060	43770	785	540692	Parking Fund	Parking Services	Electricity	(19,653)	(12,901)	(32)	-	-	-
5060	43770	787	540692	Parking Fund	Parking Services	Electricity	(1,692)	(5,265)	(1,752)	(90,000)	(4,000)	(4,000)
5060	43770	788	540692	Parking Fund	Parking Services	Electricity	(82,203)	(67,626)	(45,981)	(30,000)	(48,000)	(48,000)
5060	43770	788	540693	Parking Fund	Parking Services	Natural Gas	(1,367)	(1,206)	(2,259)	(3,000)	(3,000)	(3,000)
5060	43770	783	540695	Parking Fund	Parking Services	Natural Gas	(269)	-	-	-	-	-
5060	43770	788	540695	Parking Fund	Parking Services	Refuse Disposal	(870)	(813)	-	-	-	-
5060	43770	784	540699	Parking Fund	Parking Services	Hardware Maintenance	-	(135)	-	-	-	-
5060	43770	101	540707	Parking Fund	Parking Services	Lot Rental Reimbursement	(1,437)	-	(3,457)	-	-	-
5060	43770	781	540707	Parking Fund	Parking Services	Lot Rental Reimbursement	-	-	(6,339)	-	-	-
5060	43770	785	540707	Parking Fund	Parking Services	Lot Rental Reimbursement	-	(19,451)	-	-	-	-
5060	43770	787	540707	Parking Fund	Parking Services	Lot Rental Reimbursement	(62,197)	(49,424)	(41,054)	(70,000)	(45,000)	(45,000)
SUB-TOTAL CONTRACTUAL SERVICES							(1,604,972)	(1,640,212)	(1,584,855)	(2,227,000)	(1,930,000)	(1,979,000)
5060	43770	101	550601	Parking Fund	Parking Services	Printing	(33,081)	(17,694)	(3,600)	-	-	-
5060	43770	786	550601	Parking Fund	Parking Services	Printing	-	(59)	-	-	-	-
5060	43770	788	550601	Parking Fund	Parking Services	Printing	(10)	(2,154)	-	-	-	-
5060	43770	793	550601	Parking Fund	Parking Services	Printing	(997)	(8,964)	(16,075)	(33,000)	(33,000)	(33,000)
5060	43770	101	550602	Parking Fund	Parking Services	Membership Dues	-	(1,459)	(1,343)	(1,500)	(1,500)	(1,500)
5060	43770	793	550602	Parking Fund	Parking Services	Membership Dues	-	-	(120)	-	-	-
5060	43770	101	550603	Parking Fund	Parking Services	Postage	(19,500)	(20,731)	(24,719)	-	-	-
5060	43770	788	550603	Parking Fund	Parking Services	Postage	-	-	(60)	-	-	-
5060	43770	793	550603	Parking Fund	Parking Services	Postage	-	-	-	(25,000)	(25,000)	(25,000)
5060	43770	101	550605	Parking Fund	Parking Services	Travel & Mileage Reimbursement	(82)	-	(163)	-	-	-
5060	43770	783	550632	Parking Fund	Parking Services	Laundry Service	(486)	(15)	-	-	-	-
5060	43770	784	550632	Parking Fund	Parking Services	Laundry Service	(111)	(30)	-	(200)	(200)	(200)
5060	43770	785	550632	Parking Fund	Parking Services	Laundry Service	(168)	(17)	-	-	-	-
5060	43770	786	550632	Parking Fund	Parking Services	Laundry Service	(373)	(89)	-	(600)	(600)	(600)
5060	43770	788	550632	Parking Fund	Parking Services	Laundry Service	(151)	(1,503)	(836)	(500)	(500)	(500)
5060	43770	101	550652	Parking Fund	Parking Services	Legal Postings and Doc. Fees	(187)	(638)	(943)	(1,000)	(1,000)	(1,000)
5060	43770	101	550663	Parking Fund	Parking Services	Software License Updates	-	(2,175)	-	-	-	-
5060	43770	101	550671	Parking Fund	Parking Services	Office Machine Service	-	(550)	(833)	(5,000)	(5,000)	(5,000)
5060	43770	788	550671	Parking Fund	Parking Services	Office Machine Service	-	(1,050)	-	(500)	(500)	(500)
5060	43770	788	560616	Parking Fund	Parking Services	Toner Cartridges	(283)	-	-	-	-	-
5060	43770	101	560620	Parking Fund	Parking Services	Office Supplies	(4,253)	(3,736)	(1,262)	(2,500)	(2,500)	(2,500)
5060	43770	788	560620	Parking Fund	Parking Services	Office Supplies	(605)	-	(94)	-	-	-
5060	43770	793	560620	Parking Fund	Parking Services	Office Supplies	-	-	(2,078)	(5,000)	(5,000)	(5,000)
5060	43770	783	560623	Parking Fund	Parking Services	Cleaning Supplies	-	-	-	(500)	(500)	(500)
5060	43770	784	560623	Parking Fund	Parking Services	Cleaning Supplies	-	-	-	(2,500)	(2,500)	(2,500)
5060	43770	788	560623	Parking Fund	Parking Services	Cleaning Supplies	(9,707)	(3,028)	(10,320)	(5,000)	(5,000)	(5,000)
5060	43770	101	560625	Parking Fund	Parking Services	Clothing	-	(420)	-	-	-	-
5060	43770	784	560625	Parking Fund	Parking Services	Clothing	-	-	-	(600)	(600)	(600)
5060	43770	786	560625	Parking Fund	Parking Services	Clothing	-	-	-	(1,200)	(1,200)	(1,200)
5060	43770	788	560625	Parking Fund	Parking Services	Clothing	-	(150)	-	(1,000)	(1,000)	(1,000)

VILLAGE OF OAK PARK  
FISCAL YEAR 2017 BUDGET  
PARKING FUND

<u>Fund</u>	<u>Dept</u>	<u>Program</u>	<u>Account</u>	<u>Description</u>	<u>Department</u>	<u>Description</u>	<u>2013</u> <u>Actual</u>	<u>2014</u> <u>Actual</u>	<u>2015</u> <u>Actual</u>	<u>2016</u> <u>Budget</u>	<u>2016</u> <u>Projected</u>	<u>2017</u> <u>Budget</u>
5060	43770	788	560630	Parking Fund	Parking Services	Small Tools	-	-	(136)	-	-	-
5060	43770	101	560631	Parking Fund	Parking Services	Operational Supplies	(1,746)	(19,260)	(1,656)	(2,500)	(2,500)	(2,500)
5060	43770	783	560631	Parking Fund	Parking Services	Operational Supplies	(148)	(570)	(21)	-	-	-
5060	43770	784	560631	Parking Fund	Parking Services	Operational Supplies	(3,442)	(3,513)	(2,222)	-	-	-
5060	43770	785	560631	Parking Fund	Parking Services	Operational Supplies	(4,854)	-	-	-	-	-
5060	43770	786	560631	Parking Fund	Parking Services	Operational Supplies	(2,750)	-	-	(10,000)	(10,000)	(10,000)
5060	43770	788	560631	Parking Fund	Parking Services	Operational Supplies	(78,612)	(36,331)	(8,485)	(40,000)	(40,000)	(40,000)
5060	43770	793	560631	Parking Fund	Parking Services	Operational Supplies	(1,491)	-	(629)	-	-	-
SUB-TOTAL MATERIALS & SUPPLIES							(163,038)	(124,137)	(75,594)	(138,100)	(138,100)	(138,100)
5060	43770	101	560634	Parking Fund	Parking Services	Sign Replacement	(332)	-	-	-	-	-
5060	43770	783	560634	Parking Fund	Parking Services	Sign Replacement	-	-	(315)	(2,000)	(2,000)	(2,000)
5060	43770	784	560634	Parking Fund	Parking Services	Sign Replacement	-	-	(475)	(3,000)	(3,000)	(3,000)
5060	43770	786	560634	Parking Fund	Parking Services	Sign Replacement	(1,827)	(4,456)	-	(20,000)	(20,000)	(20,000)
5060	43770	787	560634	Parking Fund	Parking Services	Sign Replacement	(8,497)	(2,475)	(1,221)	(50,000)	(50,000)	(25,000)
5060	43770	788	560634	Parking Fund	Parking Services	Sign Replacement	(76)	(414)	(1,055)	(6,000)	(6,000)	(6,000)
5060	43770	101	560650	Parking Fund	Parking Services	Volunteer Recog Recruitment	-	-	(92)	-	-	-
5060	43770	101	560670	Parking Fund	Parking Services	Equipment Rental	(211)	-	-	-	-	-
5060	43770	793	560670	Parking Fund	Parking Services	Equipment Rental	(733)	(191)	-	-	-	-
5060	43770	788	570294	Parking Fund	Parking Services	Printers	(781)	-	-	-	-	-
5060	43770	101	570661	Parking Fund	Parking Services	Badge Grant Expenditures	(4,738)	-	-	-	-	-
5060	43770	783	570705	Parking Fund	Parking Services	Building Improvements	-	-	-	-	-	(105,000)
5060	43770	784	570705	Parking Fund	Parking Services	Building Improvements	(4,840)	-	(187,634)	(392,500)	(392,500)	(223,360)
5060	43770	785	570705	Parking Fund	Parking Services	Building Improvements	(7,500)	-	(217,462)	-	-	-
5060	43770	786	570705	Parking Fund	Parking Services	Building Improvements	-	-	-	(325,000)	(325,000)	(385,000)
5060	43770	787	570705	Parking Fund	Parking Services	Building Improvements	-	(165,039)	(69,836)	(281,448)	(281,448)	(235,000)
5060	43770	788	570705	Parking Fund	Parking Services	Building Improvements	(15,981)	(346,628)	(429,191)	(375,000)	(375,000)	(219,360)
5060	43770	793	570705	Parking Fund	Parking Services	Building Improvements	-	-	-	(50,000)	(50,000)	(20,000)
5060	43730	776	570707	Parking Fund	Parking Services	Capital Improvements	-	-	(2,582)	-	-	-
5060	43770	783	570710	Parking Fund	Parking Services	Equipment	-	-	-	(1,000)	(1,000)	(1,000)
5060	43770	784	570710	Parking Fund	Parking Services	Equipment	(312)	(1,896)	-	(2,500)	(2,500)	(2,500)
5060	43770	785	570710	Parking Fund	Parking Services	Equipment	(118)	(5,591)	-	-	-	-
5060	43770	786	570710	Parking Fund	Parking Services	Equipment	(221)	-	-	(7,000)	(7,000)	(7,000)
5060	43770	787	570710	Parking Fund	Parking Services	Equipment	-	-	-	(4,000)	(4,000)	(4,000)
5060	43770	788	570710	Parking Fund	Parking Services	Equipment	(4,771)	(5,692)	-	(4,000)	(4,000)	(4,000)
5060	43770	101	570720	Parking Fund	Parking Services	Computer Equipment	-	-	-	(396,921)	(15,000)	(393,000)
5060	43770	783	570720	Parking Fund	Parking Services	Computer Equipment	-	-	-	(30,000)	(30,000)	-
5060	43770	786	570720	Parking Fund	Parking Services	Computer Equipment	-	-	-	(20,000)	(20,000)	-
5060	43770	787	570720	Parking Fund	Parking Services	Computer Equipment	(58,225)	-	-	-	-	-
5060	43770	101	570750	Parking Fund	Parking Services	Vehicles	-	-	-	-	-	-
5060	43770	786	570750	Parking Fund	Parking Services	Vehicles	-	(19,962)	-	-	-	(55,100)
5060	43770	783	570750	Parking Fund	Parking Services	Vehicles	-	-	-	-	-	(4,620)
5060	43770	784	570750	Parking Fund	Parking Services	Vehicles	-	-	-	-	-	(8,470)
5060	43770	787	570750	Parking Fund	Parking Services	Vehicles	-	-	-	-	-	(23,100)
5060	43770	788	570750	Parking Fund	Parking Services	Vehicles	-	-	-	-	-	(17,710)
SUB-TOTAL CAPITAL OUTLAY							(109,162)	(552,345)	(909,863)	(1,970,369)	(1,588,448)	(1,764,220)
5060	43770	101	580898	Parking Fund	Parking Services	Amortization	32,590	32,589	32,595	-	-	-
5060	41300	101	580899	Parking Fund	Parking Services	Depreciation Expense	(1,315,024)	(1,259,335)	(1,235,098)	-	-	-

VILLAGE OF OAK PARK  
FISCAL YEAR 2017 BUDGET  
PARKING FUND

<u>Fund</u>	<u>Dept</u>	<u>Program</u>	<u>Account</u>	<u>Description</u>	<u>Department</u>	<u>Description</u>	<u>2013</u> <u>Actual</u>	<u>2014</u> <u>Actual</u>	<u>2015</u> <u>Actual</u>	<u>2016</u> <u>Budget</u>	<u>2016</u> <u>Projected</u>	<u>2017</u> <u>Budget</u>
5060	41300	101	580999	Parking Fund	Parking Services	Less Fixed Assets Capitalized	-	-	5,742	-	-	-
5060	43770	101	580999	Parking Fund	Parking Services	Less Fixed Assets Capitalized	58,225	366,403	-	-	-	-
SUB-TOTAL NON CASH							<u>(1,224,209)</u>	<u>(860,343)</u>	<u>(1,196,760)</u>	<u>-</u>	<u>-</u>	<u>-</u>
5060	41300	101	581801	Parking Fund	Parking Services	Bond Principal Payment	-	-	-	(351,865)	-	-
5060	41300	157	581801	Parking Fund	Parking Services	Bond Principal Payment 2010C	-	-	-	-	(996,870)	(1,028,685)
5060	41300	140	581801	Parking Fund	Parking Services	Bond Principal Payment 2016E	-	-	-	-	-	-
5060	41300	101	581802	Parking Fund	Parking Services	Bond Interest Expense	-	(278,774)	-	(79,906)	-	-
5060	41300	157	581802	Parking Fund	Parking Services	Bond Interest Expense 2010C	(305,975)	-	(250,536)	-	(226,380)	(186,507)
5060	41300	140	581802	Parking Fund	Parking Services	Bond Interest Expense 2016E	-	-	-	-	-	(329,204)
SUB-TOTAL DEBT SERVICE							<u>(305,975)</u>	<u>(278,774)</u>	<u>(250,536)</u>	<u>(431,771)</u>	<u>(1,223,250)</u>	<u>(1,544,396)</u>
5060	41300	101	591826	Parking Fund	Parking Services	Transfer To Sir Fund	-	(145,000)	(750,000)	(750,000)	(750,000)	(1,000,000)
5060	73770	101	591826	Parking Fund	Parking Services	Transfer To Sir Fund	(750,000)	-	-	-	-	-
SUB-TOTAL TRANSFERS							<u>(750,000)</u>	<u>(145,000)</u>	<u>(750,000)</u>	<u>(750,000)</u>	<u>(750,000)</u>	<u>(1,000,000)</u>
SUB-TOTAL EXPENDITURES							<u>(5,220,092)</u>	<u>(4,561,713)</u>	<u>(5,743,503)</u>	<u>(6,700,236)</u>	<u>(6,819,757)</u>	<u>(7,835,361)</u>
NET SURPLUS/(DEFICIT)							<u>1,037,438</u>	<u>1,711,604</u>	<u>802,922</u>	<u>(137,236)</u>	<u>(276,757)</u>	<u>(1,121,361)</u>
Beginning Audited Fund Balance 1/1/16											4,096,096	
2016 Projected Surplus (Deficit)											<u>(276,757)</u>	
Ending Projected Fund Balance 12/31/16											<u>3,819,339</u>	
Estimated Fund Balance 1/1/17												3,819,339
2017 Budgeted Surplus (Deficit)												<u>(1,121,361)</u>
Ending Estimated Fund Balance 12/31/17												<u>2,697,978</u>

Note: Total Fund balance at 1/1/16 was \$27,192,174 which consisted of \$4,096,096 of liquid and \$23,096,078 of illiquid balances

## Water & Sewer Fund

### Departmental Summary

The Department of Public Works is responsible for the oversight and management of the Public Works portion of this Fund through its Water & Sewer Division. In FY 2013, the Village Board approved the collapse of the Water & Sewer Funds into a single fund.

**Water Services** – Public Works is responsible for the delivery of safe, potable water to residents and businesses within the Village and for fire suppression. Purchased directly from the City of Chicago, water is stored in several sites throughout the Village and pumped through 105 miles of water mains. Personnel and contractors supported by this fund are responsible for the emergency replacement of broken mains as well as repair and exercising of system water valves and fire hydrants, repair and replacement of water meters and pumping equipment. The division also responds to requests for locating underground water facilities via the one call system Joint Utility Locating Information for Excavators (JULIE). Revenues for the Water Fund are generated through the users of the water system through quarterly metering. Rates are determined based on the charges from the City of Chicago for the delivery of water and the Village's expenses and programming.

**Sewer Services** – Village sewage is transported to the interceptor sewers of the Metropolitan Water Reclamation District of Greater Chicago (MWDGC) where it is eventually treated and discharged into the receiving streams. Revenues for the Sewer fund are generated through the users of the water system as a portion of the utility charges. The Village does not pay the MWDGC for discharging to their sewers. Property owners are assessed on their property tax bill for this service. Although the current focus is on the actual infrastructure improvements it is not possible to have a valid conversation about the fund's ability to pay for the costs of projects without also discussing the other expenses of the fund. Below is a revenue and expense table that illustrates the overall fund finances. However, the operation portion, everything beyond the capital costs, is currently under review and will come before the Finance Committee and Village Board as a part of the operational budget recommendation.

### 2016 Accomplishments

- Purchased and distributed 1.76 billion gallons of water from the City of Chicago.
- Completed improvements to the North and South Pumping stations, including installing elevated walkways for the access to fill valves, flow meters and chemical feed equipment during maintenance and repair activities. Repairs also were made to the walls and floors, flow indicators, pipe color coding and existing metal stair landings.
- Installed new cellular technology on the Chicago water meters at the North Pumping station that allow daily real-time readings, increasing accountability and worker safety.
- Completed 100 water and sewer excavations.
- Began water and sewer mains on replacements on Highland Avenue from Jackson Boulevard to Madison Street and on Taylor Avenue from Flournoy Street to Harrison Street, including reconstruction of the streets.

- Replaced 1,000 water meter and register heads as part of the ongoing replacement program.
- Distributed Annual Water Quality Report via electronic format instead of by U.S. Mail method, saving about \$5,000 in postage.
- Completed a Village wide leak detection survey and hydrant maintenance program.

### **2017 Work Plan**

- Continue to review the Village's non-revenue water losses and evaluate ways to reduce it.
- Continue repair and replacement of defective water valves and water lines identified during the 2016 Leak Detection survey.
- Replace another 1,000 meters/register heads as part of the ongoing program. Only 1,500 units will remain to be replaced in future years.
- Continue the priority of repairing sewer failures within 72 hours of notification.
- Continue lead abatement water service replacement program.
- Continue annual storm sewer inlet/catch basin cleaning.
- Continue annual sewer jetting program.
- Continue evaluating the storm sewer inlet restrictor program and add additional locations in an effort to prevent basement back-ups during heavy rainfall events.
- Continue the sewer backup grant program to aid residents in basement backup protection.



**VILLAGE OF OAK PARK  
FISCAL YEAR 2017 BUDGET  
WATER & SEWER FUND**

<u>Fund</u>	<u>Dept</u>	<u>Program</u>	<u>Account</u>	<u>Description</u>	<u>Department</u>	<u>Description</u>	<u>2013</u> <u>Actual</u>	<u>2014</u> <u>Actual</u>	<u>2015</u> <u>Actual</u>	<u>2016</u> <u>Budget</u>	<u>2016</u> <u>Projected</u>	<u>2017</u> <u>Budget</u>
5040	41300	101	411401	Water Fund	Water/Sewer	Debt Service Levy	-	-	-	-	-	-
5040	43730	101	441462	Water Fund	Water/Sewer	Miscellaneous Revenue	4,414	1,426	314	5,000	50,000	50,000
5040	43730	776	441462	Water Fund	Water/Sewer	Miscellaneous Revenue	-	-	1,900	-	-	-
5040	43730	101	441464	Water Fund	Water/Sewer	Scrap Revenue	1,173	222	646	2,000	500	500
5040	43730	101	441475	Water Fund	Water/Sewer	Recovered Damages	6,059	19,704	16,789	7,500	3,000	5,000
5040	43730	101	444401	Water Fund	Water/Sewer	Utility Sales	9,837,868	11,290,240	12,912,361	16,874,149	16,500,000	17,065,875
5040	43750	101	444401	Water Fund	Water/Sewer	Utility Sales	3,244,614	3,243,346	3,554,867	-	-	-
5040	43730	101	444402	Water Fund	Water/Sewer	Meter Charges	3,625	3,899	6,951	37,500	60,000	60,000
5040	43730	778	444402	Water Fund	Water/Sewer	Meter Charges	57,893	50,225	64,495	-	-	-
5040	43730	101	444403	Water Fund	Water/Sewer	Penalty Charges	117,131	129,641	152,977	100,000	125,000	125,000
5040	41300	101	461490	Water Fund	Water/Sewer	Interest Revenue	-	-	1	-	-	-
5040	43730	101	462476	Water Fund	Water/Sewer	Gain/Loss on Sale of Property	9,997	15,060	6,207	-	-	5,000
5040	43730	101	491450	Water Fund	Water/Sewer	Transfer from Sewer Fund	30,342,240	-	-	-	-	-
SUB-TOTAL REVENUE							<u>43,625,014</u>	<u>14,753,762</u>	<u>16,717,506</u>	<u>17,026,149</u>	<u>16,738,500</u>	<u>17,311,375</u>
5040	41300	101	510501	Water Fund	Water/Sewer	Regular Salaries	-	-	-	(96,123)	(97,000)	(98,491)
5040	43730	101	510501	Water Fund	Water/Sewer	Regular Salaries	(64,491)	(76,947)	(106,749)	(75,261)	(75,000)	(114,012)
5040	43750	101	510501	Water Fund	Water/Sewer	Regular Salaries	(62,326)	-	-	-	-	(80,532)
5040	41300	172	510501	Water Fund	Water/Sewer	Regular Salaries	(91,170)	(92,356)	(94,072)	-	-	-
5040	43730	776	510501	Water Fund	Water/Sewer	Regular Salaries	(127,773)	(128,331)	(137,474)	(127,577)	(127,000)	(135,368)
5040	43730	777	510501	Water Fund	Water/Sewer	Regular Salaries	(207,483)	(202,128)	(222,851)	(225,705)	(200,000)	(236,799)
5040	43730	781	510501	Water Fund	Water/Sewer	Regular Salaries	552	-	-	-	-	-
5040	43750	781	510501	Water Fund	Water/Sewer	Regular Salaries	(220,168)	-	-	-	-	-
5040	43750	101	510501	Water Fund	Water/Sewer	Regular Salaries	-	(115,802)	(112,031)	(75,261)	(75,000)	-
5040	43750	781	510501	Water Fund	Water/Sewer	Regular Salaries	-	(180,868)	(170,317)	(225,705)	(225,000)	(236,799)
5040	41300	101	510503	Water Fund	Water/Sewer	Overtime	-	-	-	(600)	(600)	-
5040	41300	101	510503	Water Fund	Water/Sewer	Overtime	-	-	-	-	-	-
5040	43730	101	510503	Water Fund	Water/Sewer	Overtime	-	(2,444)	(3,309)	-	-	-
5040	43730	172	510503	Water Fund	Water/Sewer	Overtime	(214)	(537)	(448)	-	-	-
5040	43730	776	510503	Water Fund	Water/Sewer	Overtime	(11,139)	(11,360)	(9,852)	(5,000)	(5,000)	(5,000)
5040	43730	777	510503	Water Fund	Water/Sewer	Overtime	(24,389)	(19,636)	(12,236)	(35,000)	(35,000)	(35,000)
5040	43750	781	510503	Water Fund	Water/Sewer	Overtime	(24,377)	(19,373)	(9,293)	-	-	-
5040	43750	101	510503	Water Fund	Water/Sewer	Overtime	-	-	-	(20,000)	(20,000)	(20,000)
5040	43730	101	510518	Water Fund	Water/Sewer	Seasonal Employees	-	-	-	(7,500)	(7,500)	(7,500)
5040	43750	101	510518	Water Fund	Water/Sewer	Seasonal Employees	-	-	-	(7,500)	(7,500)	(7,500)
SUB-TOTAL PERSONAL SERVICES							<u>(832,978)</u>	<u>(849,782)</u>	<u>(878,631)</u>	<u>(901,232)</u>	<u>(874,600)</u>	<u>(977,001)</u>
5040	43730	777	510519	Water Fund	Water/Sewer	Vacation Time Payout	-	(685)	-	-	-	-
5040	43750	781	510519	Water Fund	Water/Sewer	Vacation Time Payout	-	(685)	-	-	-	-
5040	41300	172	520515	Water Fund	Water/Sewer	Health Insurance Opt Out	-	-	(371)	-	-	-
5040	41300	172	520515	Water Fund	Water/Sewer	Health Insurance Opt Out	(2,407)	(2,407)	-	-	-	-

**VILLAGE OF OAK PARK  
FISCAL YEAR 2017 BUDGET  
WATER & SEWER FUND**

<u>Fund</u>	<u>Dept</u>	<u>Program</u>	<u>Account</u>	<u>Description</u>	<u>Department</u>	<u>Description</u>	<b>2013</b> <u>Actual</u>	<b>2014</b> <u>Actual</u>	<b>2015</b> <u>Actual</u>	<b>2016</b> <u>Budget</u>	<b>2016</b> <u>Projected</u>	<b>2017</b> <u>Budget</u>
5040	41300	101	520520	Water Fund	Water/Sewer	Life Insurance Expense	-	-	(82)	(90)	(90)	(186)
5040	41300	101	520520	Water Fund	Water/Sewer	Life Insurance Expense	-	-	-	-	-	-
5040	43730	101	520520	Water Fund	Water/Sewer	Life Insurance Expense	(77)	(82)	(103)	(45)	(42)	(242)
5040	43750	101	520520	Water Fund	Water/Sewer	Life Insurance Expense	(36)	-	-	-	-	(93)
5040	41300	172	520520	Water Fund	Water/Sewer	Life Insurance Expense	(83)	(83)	-	-	-	-
5040	43730	776	520520	Water Fund	Water/Sewer	Life Insurance Expense	(83)	(82)	(101)	(90)	-	(186)
5040	43730	777	520520	Water Fund	Water/Sewer	Life Insurance Expense	(167)	(163)	(188)	(180)	-	(372)
5040	43750	781	520520	Water Fund	Water/Sewer	Life Insurance Expense	(167)	-	-	-	-	(372)
5040	43750	101	520520	Water Fund	Water/Sewer	Life Insurance Expense	-	(60)	(80)	(45)	-	-
5040	43750	781	520520	Water Fund	Water/Sewer	Life Insurance Expense	-	(142)	(161)	(181)	-	-
5040	41300	101	520521	Water Fund	Water/Sewer	Health Insurance Expense	-	-	-	(26,983)	(26,983)	(26,943)
5040	41300	172	520521	Water Fund	Water/Sewer	Health Insurance Expense	-	-	(24,176)	-	-	-
5040	43730	101	520521	Water Fund	Water/Sewer	Health Insurance Expense	(13,981)	(10,002)	(16,013)	(17,495)	(14,825)	(15,878)
5040	43750	101	520521	Water Fund	Water/Sewer	Health Insurance Expense	(13,981)	-	-	-	-	(15,878)
5040	41300	172	520521	Water Fund	Water/Sewer	Health Insurance Expense	(7,087)	(7,358)	-	-	-	-
5040	43730	776	520521	Water Fund	Water/Sewer	Health Insurance Expense	(30,403)	(31,460)	(30,878)	(29,206)	(29,151)	(29,151)
5040	43730	777	520521	Water Fund	Water/Sewer	Health Insurance Expense	(60,740)	(69,347)	(88,546)	(83,687)	(85,332)	(49,422)
5040	43750	781	520521	Water Fund	Water/Sewer	Health Insurance Expense	(60,739)	-	-	-	-	(49,422)
5040	43750	101	520521	Water Fund	Water/Sewer	Health Insurance Expense	-	(23,511)	(27,756)	(17,495)	(17,495)	-
5040	43750	781	520521	Water Fund	Water/Sewer	Health Insurance Expense	-	(62,971)	(69,200)	(83,687)	(44,556)	-
5040	41300	101	520522	Water Fund	Water/Sewer	Social Security Expense	-	-	-	(5,997)	(5,997)	(6,106)
5040	41300	172	520522	Water Fund	Water/Sewer	Social Security Expense	-	-	(5,507)	-	-	-
5040	43730	101	520522	Water Fund	Water/Sewer	Social Security Expense	(4,242)	(5,007)	(7,308)	(5,131)	(7,028)	(7,110)
5040	43750	101	520522	Water Fund	Water/Sewer	Social Security Expense	(3,633)	-	-	-	-	(4,993)
5040	41300	172	520522	Water Fund	Water/Sewer	Social Security Expense	(5,656)	(5,731)	-	-	-	-
5040	43730	776	520522	Water Fund	Water/Sewer	Social Security Expense	(8,112)	(8,354)	(8,831)	(8,220)	(8,619)	(8,393)
5040	43730	777	520522	Water Fund	Water/Sewer	Social Security Expense	(13,446)	(13,356)	(13,751)	(16,164)	(13,686)	(14,682)
5040	43750	781	520522	Water Fund	Water/Sewer	Social Security Expense	(14,026)	-	-	-	-	(14,682)
5040	43750	101	520522	Water Fund	Water/Sewer	Social Security Expense	-	(6,784)	(6,515)	(6,371)	(2,756)	-
5040	43750	781	520522	Water Fund	Water/Sewer	Social Security Expense	-	(11,989)	(10,360)	(13,996)	(12,933)	-
5040	41300	101	520523	Water Fund	Water/Sewer	Medicare Expense	-	-	-	(1,402)	(1,402)	(1,428)
5040	41300	172	520523	Water Fund	Water/Sewer	Medicare Expense	-	-	(1,288)	-	-	-
5040	43730	101	520523	Water Fund	Water/Sewer	Medicare Expense	(992)	(1,171)	(1,709)	(1,200)	(1,644)	(1,663)
5040	43750	101	520523	Water Fund	Water/Sewer	Medicare Expense	(850)	-	-	-	-	(1,168)
5040	41300	172	520523	Water Fund	Water/Sewer	Medicare Expense	(1,323)	(1,340)	-	-	-	-
5040	43730	776	520523	Water Fund	Water/Sewer	Medicare Expense	(1,897)	(1,954)	(2,065)	(1,922)	(2,016)	(1,963)
5040	43730	777	520523	Water Fund	Water/Sewer	Medicare Expense	(3,145)	(3,124)	(3,216)	(3,780)	(3,198)	(3,434)
5040	43750	781	520523	Water Fund	Water/Sewer	Medicare Expense	(3,280)	-	-	-	-	(3,434)
5040	43750	101	520523	Water Fund	Water/Sewer	Medicare Expense	-	(1,587)	(1,524)	(1,490)	(644)	-
5040	43750	781	520523	Water Fund	Water/Sewer	Medicare Expense	-	(2,804)	(2,423)	(3,273)	(2,380)	-
5040	41300	101	520527	Water Fund	Water/Sewer	IMRF Contributions	-	-	-	(13,773)	(13,773)	(13,789)
5040	41300	172	520527	Water Fund	Water/Sewer	IMRF Contributions	-	-	(13,446)	-	-	-

**VILLAGE OF OAK PARK  
FISCAL YEAR 2017 BUDGET  
WATER & SEWER FUND**

<u>Fund</u>	<u>Dept</u>	<u>Program</u>	<u>Account</u>	<u>Description</u>	<u>Department</u>	<u>Description</u>	<u>2013</u> <u>Actual</u>	<u>2014</u> <u>Actual</u>	<u>2015</u> <u>Actual</u>	<u>2016</u> <u>Budget</u>	<u>2016</u> <u>Projected</u>	<u>2017</u> <u>Budget</u>
5040	43730	101	520527	Water Fund	Water/Sewer	IMRF Contributions	(10,420)	(11,270)	(15,727)	(10,717)	(15,720)	(14,007)
5040	43750	101	520527	Water Fund	Water/Sewer	IMRF Contributions	(9,000)	-	-	-	-	(11,274)
5040	41300	172	520527	Water Fund	Water/Sewer	IMRF Contributions	(13,544)	(14,469)	-	-	-	-
5040	43730	776	520527	Water Fund	Water/Sewer	IMRF Contributions	(20,059)	(21,789)	(21,612)	(18,879)	(21,315)	(18,951)
5040	43730	777	520527	Water Fund	Water/Sewer	IMRF Contributions	(33,638)	(35,658)	(34,440)	(37,125)	(34,766)	(33,152)
5040	43750	781	520527	Water Fund	Water/Sewer	IMRF Contributions	(35,077)	-	-	-	-	(33,152)
5040	43750	101	520527	Water Fund	Water/Sewer	IMRF Contributions	-	(17,552)	(15,875)	(13,565)	(13,565)	-
5040	43750	781	520527	Water Fund	Water/Sewer	IMRF Contributions	-	(32,084)	(26,204)	(32,141)	(32,141)	-
SUB-TOTAL FRINGE BENEFITS							(372,289)	(405,061)	(449,456)	(454,328)	(412,057)	(381,526)
5040	43730	101	520529	Water Fund	Water/Sewer	Change in IMRF NPO	(10,342)	(3,772)	-	-	-	-
5040	43730	101	520533	Water Fund	Water/Sewer	Change in IMRF NPL	-	-	73,265	-	-	-
5040	43730	101	520900	Water Fund	Water/Sewer	Change in NPO	(4,505)	(9,212)	(3,112)	-	-	-
5040	41300	101	530650	Water Fund	Water/Sewer	Conferences Training	-	-	-	(2,500)	(2,500)	-
5040	43730	101	530650	Water Fund	Water/Sewer	Conferences Training	(1,726)	(2,836)	(4,399)	(10,000)	(10,000)	(10,000)
5040	43730	710	530650	Water Fund	Water/Sewer	Conferences Training	125	-	-	-	-	-
5040	43730	776	530650	Water Fund	Water/Sewer	Conferences Training	-	-	(25)	-	-	-
5040	43730	778	530650	Water Fund	Water/Sewer	Conferences Training	-	-	(20)	-	-	-
5040	41300	101	530660	Water Fund	Water/Sewer	General Contractuals	-	-	-	(24,000)	(24,000)	-
5040	43730	101	530660	Water Fund	Water/Sewer	General Contractuals	(1,884)	-	-	-	-	-
5040	41300	172	530660	Water Fund	Water/Sewer	General Contractuals	(14,743)	-	-	-	-	-
5040	43730	776	530660	Water Fund	Water/Sewer	General Contractuals	(34,147)	-	(29,799)	-	(33,500)	(33,500)
5040	43730	777	530660	Water Fund	Water/Sewer	General Contractuals	(114)	-	(228)	-	-	-
5040	41300	172	530667	Water Fund	Water/Sewer	External Support	-	-	(23,171)	-	-	-
5040	43730	101	530667	Water Fund	Water/Sewer	External Support	(20,866)	(101,547)	(33,315)	(97,353)	(93,000)	(68,000)
5040	43750	101	530667	Water Fund	Water/Sewer	External Support	(27,847)	-	-	-	-	-
5040	41300	172	530667	Water Fund	Water/Sewer	External Support	(8,277)	(19,465)	-	-	-	-
5040	43730	776	530667	Water Fund	Water/Sewer	External Support	-	-	-	(50,000)	(50,000)	(70,000)
5040	43730	777	530667	Water Fund	Water/Sewer	External Support	(163,667)	(195,540)	(105,378)	(232,000)	(232,000)	(250,000)
5040	43750	777	530667	Water Fund	Water/Sewer	External Support	-	(4,052)	(13,079)	-	-	-
5040	43730	781	530667	Water Fund	Water/Sewer	External Support	(1,726)	-	(12,436)	(275,400)	-	-
5040	43750	781	530667	Water Fund	Water/Sewer	External Support	(242,193)	-	(115,212)	-	-	-
5040	43770	781	530667	Water Fund	Water/Sewer	External Support	-	(2,746)	-	-	-	-
5040	43750	781	530667	Water Fund	Water/Sewer	External Support	-	(322,615)	-	(336,616)	(335,000)	(311,000)
5040	41300	101	530675	Water Fund	Water/Sewer	Bank Charges	-	-	(119,398)	(70,000)	(70,000)	(120,000)
5040	41300	101	530675	Water Fund	Water/Sewer	Bank Charges	(92,780)	(54,753)	-	-	-	-
5040	43730	101	530675	Water Fund	Water/Sewer	Bank Charges	-	(48,630)	-	-	-	-
5040	43730	776	540674	Water Fund	Water/Sewer	Property Repair	(18)	(29,289)	(179,669)	(97,445)	(97,400)	(45,000)
5040	43730	776	540674	Water Fund	Water/Sewer	Property Repair	(19,421)	-	-	-	-	-
5040	43730	776	540690	Water Fund	Water/Sewer	Telecommunication Charges	(1,872)	(1,816)	(2,259)	(1,500)	(1,600)	(2,000)
5040	43730	776	540692	Water Fund	Water/Sewer	Electricity	(92,820)	(96,768)	(97,634)	(120,000)	(120,000)	(120,000)
5040	43730	776	540693	Water Fund	Water/Sewer	Natural Gas	(14,135)	(3,699)	(5,075)	(13,000)	(10,000)	(10,000)

**VILLAGE OF OAK PARK  
FISCAL YEAR 2017 BUDGET  
WATER & SEWER FUND**

<u>Fund</u>	<u>Dept</u>	<u>Program</u>	<u>Account</u>	<u>Description</u>	<u>Department</u>	<u>Description</u>	<u>2013</u> <u>Actual</u>	<u>2014</u> <u>Actual</u>	<u>2015</u> <u>Actual</u>	<u>2016</u> <u>Budget</u>	<u>2016</u> <u>Projected</u>	<u>2017</u> <u>Budget</u>
5040	43770	788	540695	Water Fund	Water/Sewer	Refuse Disposal	-	(91)	-	-	-	-
						SUB-TOTAL CONTRACTUAL SERVICES	(752,957)	(896,831)	(670,944)	(1,329,814)	(1,079,000)	(1,039,500)
5040	41300	101	550601	Water Fund	Water/Sewer	Printing	-	-	-	(2,000)	(2,000)	-
5040	41300	172	550601	Water Fund	Water/Sewer	Printing	-	-	(1,606)	-	-	-
5040	43730	101	550601	Water Fund	Water/Sewer	Printing	(5,544)	(8,804)	(5,431)	(6,000)	(3,000)	(3,000)
5040	41300	172	550601	Water Fund	Water/Sewer	Printing	(1,402)	(1,287)	-	-	-	-
5040	43730	101	550602	Water Fund	Water/Sewer	Membership Dues	(688)	(667)	(1,219)	(1,522)	(1,522)	(1,800)
5040	41300	101	550603	Water Fund	Water/Sewer	Postage	-	-	(1,255)	(23,500)	(23,500)	-
5040	41300	172	550603	Water Fund	Water/Sewer	Postage	-	-	(27,387)	-	-	-
5040	41300	101	550603	Water Fund	Water/Sewer	Postage	(2,548)	(2,559)	-	(5,200)	(1,500)	(1,600)
5040	43700	101	550603	Water Fund	Water/Sewer	Postage	(62)	(50)	(99)	-	-	-
5040	43730	101	550603	Water Fund	Water/Sewer	Postage	(4,937)	(7,777)	(4,150)	-	-	-
5040	41300	172	550603	Water Fund	Water/Sewer	Postage	(21,391)	(22,695)	-	-	-	-
5040	43730	101	550605	Water Fund	Water/Sewer	Travel & Mileage Reimbursement	(13)	-	-	-	-	-
5040	43730	101	550632	Water Fund	Water/Sewer	Laundry Service	(2,777)	(2,253)	(2,419)	(2,400)	(2,400)	(2,400)
5040	43740	101	550632	Water Fund	Water/Sewer	Laundry Service	(23)	-	-	-	-	-
5040	43750	101	550632	Water Fund	Water/Sewer	Laundry Service	(1,979)	-	-	-	-	-
5040	43750	101	550632	Water Fund	Water/Sewer	Laundry Service	-	(1,897)	(517)	(2,400)	(2,400)	(2,400)
5040	43770	788	550632	Water Fund	Water/Sewer	Laundry Service	-	-	(20)	-	-	-
5040	43730	101	550652	Water Fund	Water/Sewer	Legal Postings and Doc. Fees	(98)	-	-	(300)	-	(300)
5040	41300	172	550653	Water Fund	Water/Sewer	Software License Updates	-	(873)	-	-	-	-
5040	41300	172	550663	Water Fund	Water/Sewer	Software Licenses Update	-	-	(897)	-	-	-
5040	43730	101	550671	Water Fund	Water/Sewer	Office Machine Service	(8,928)	(732)	(5,075)	(5,000)	(5,348)	(3,000)
5040	41300	172	560616	Water Fund	Water/Sewer	Toner Cartridges	(392)	-	-	-	-	-
5040	41300	101	560620	Water Fund	Water/Sewer	Office Supplies	-	-	(61)	(500)	(500)	(500)
5040	41300	172	560620	Water Fund	Water/Sewer	Office Supplies	-	-	(82)	-	-	-
5040	43730	101	560620	Water Fund	Water/Sewer	Office Supplies	(717)	(43)	(422)	-	-	-
5040	41300	172	560620	Water Fund	Water/Sewer	Office Supplies	(310)	(226)	-	-	-	-
5040	43750	101	560620	Water Fund	Water/Sewer	Office Supplies	-	-	-	(200)	(200)	(200)
5040	41300	101	560625	Water Fund	Water/Sewer	Clothing	-	-	-	(80)	(80)	-
5040	43730	101	560625	Water Fund	Water/Sewer	Clothing	(695)	(3,141)	(2,702)	(2,750)	(2,750)	(2,750)
5040	43750	101	560625	Water Fund	Water/Sewer	Clothing	(844)	-	-	-	-	-
5040	41300	172	560625	Water Fund	Water/Sewer	Clothing	-	(60)	-	-	-	-
5040	43750	101	560625	Water Fund	Water/Sewer	Clothing	-	(2,216)	(786)	(2,750)	(2,750)	(2,750)
5040	43730	101	560631	Water Fund	Water/Sewer	Operational Supplies	27	(45)	-	-	-	-
5040	43730	776	560631	Water Fund	Water/Sewer	Operational Supplies	(13,438)	(14,856)	(18,587)	(25,500)	(25,500)	(25,500)
5040	43730	777	560631	Water Fund	Water/Sewer	Operational Supplies	(72,996)	(70,255)	(66,159)	(100,000)	(100,000)	(100,000)
5040	43730	778	560631	Water Fund	Water/Sewer	Operational Supplies	(1,275)	(4,322)	(2,479)	(5,000)	(5,000)	(5,000)
5040	43730	781	560631	Water Fund	Water/Sewer	Operational Supplies	(567)	-	(61)	-	-	-
5040	43750	781	560631	Water Fund	Water/Sewer	Operational Supplies	(12,863)	-	-	-	-	-
5040	43750	776	560631	Water Fund	Water/Sewer	Operational Supplies	-	-	(79)	-	-	-

**VILLAGE OF OAK PARK  
FISCAL YEAR 2017 BUDGET  
WATER & SEWER FUND**

<u>Fund</u>	<u>Dept</u>	<u>Program</u>	<u>Account</u>	<u>Description</u>	<u>Department</u>	<u>Description</u>	<u>2013</u> <u>Actual</u>	<u>2014</u> <u>Actual</u>	<u>2015</u> <u>Actual</u>	<u>2016</u> <u>Budget</u>	<u>2016</u> <u>Projected</u>	<u>2017</u> <u>Budget</u>
5040	43750	781	560631	Water Fund	Water/Sewer	Operational Supplies	-	(8,928)	(10,309)	(25,000)	(25,000)	(25,000)
						SUB-TOTAL MATERIALS & SUPPLIES	(154,460)	(153,684)	(151,802)	(210,102)	(203,450)	(176,200)
5040	43730	777	560633	Water Fund	Water/Sewer	Roadway Maintenance	(154,141)	(154,917)	(36,979)	(37,000)	(37,000)	(37,000)
5040	43730	781	560633	Water Fund	Water/Sewer	Roadway Maintenance	(1,309)	(2,451)	(258)	-	-	-
5040	43750	781	560633	Water Fund	Water/Sewer	Roadway Maintenance	(477,705)	-	-	-	-	-
5040	43750	781	560633	Water Fund	Water/Sewer	Roadway Maintenance	-	(200,845)	(36,755)	(37,000)	(37,000)	(37,000)
5040	43900	733	560637	Water Fund	Water/Sewer	Vehicle Equipment Parts	-	(181)	-	-	-	-
5040	43730	776	560691	Water Fund	Water/Sewer	City Of Chicago Water Expense	(5,084,634)	(6,195,429)	(6,725,319)	(7,120,000)	(6,858,000)	(6,998,900)
5040	43750	781	570706	Water Fund	Water/Sewer	Project Engineering	-	-	(30,293)	(285)	-	-
5040	43730	776	570707	Water Fund	Water/Sewer	Capital Improvements	(102,962)	(92,915)	(1,584,681)	(3,600,000)	(2,145,000)	(102,000)
5040	43730	777	570707	Water Fund	Water/Sewer	Capital Improvements	(2,694,503)	(374,918)	(863,912)	(633,186)	(367,000)	(2,787,000)
5040	43750	777	570707	Water Fund	Water/Sewer	Capital Improvements	(63,591)	-	-	-	-	-
5040	43730	778	570707	Water Fund	Water/Sewer	Capital Improvements	-	-	(1,890)	-	-	-
5040	43730	781	570707	Water Fund	Water/Sewer	Capital Improvements	(7,316)	(1,639)	(35,071)	-	-	-
5040	43750	781	570707	Water Fund	Water/Sewer	Capital Improvements	(587,790)	(496,712)	-	-	-	-
5040	43750	781	570707	Water Fund	Water/Sewer	Capital Improvements	-	-	(3,117,977)	(3,635,000)	(2,830,312)	(2,890,000)
5040	41300	101	570711	Water Fund	Water/Sewer	Software	-	-	-	(5,500)	(5,500)	-
5040	41300	172	570711	Water Fund	Water/Sewer	Software	-	-	(6,208)	-	-	-
5040	41300	172	570711	Water Fund	Water/Sewer	Software	(13,198)	(21,563)	-	(5,500)	-	-
5040	43730	776	570720	Water Fund	Water/Sewer	Computer Equipment	(8,375)	(7,055)	(7,964)	(7,500)	(7,500)	(7,500)
5040	43730	777	570720	Water Fund	Water/Sewer	Computer Equipment	(3,188)	(4,095)	(4,785)	(10,000)	(10,000)	(12,500)
5040	43730	781	570720	Water Fund	Water/Sewer	Computer Equipment	(1,453)	-	(25)	-	-	-
5040	43750	781	570720	Water Fund	Water/Sewer	Computer Equipment	-	(4,215)	(155)	(10,000)	(10,000)	(12,500)
5040	43730	777	570750	Water Fund	Water/Sewer	Vehicles	(704)	-	(24,470)	(90,000)	(75,000)	-
5040	43730	777	570750	Water Fund	Water/Sewer	Vehicles	-	(58,952)	-	-	-	-
5040	43750	781	570750	Water Fund	Water/Sewer	Vehicles	-	-	(89,914)	(90,000)	(80,000)	-
5040	41300	101	580700	Water Fund	Water/Sewer	Bad Debt Expense	(12,000)	-	-	-	-	-
5040	41300	101	580898	Water Fund	Water/Sewer	Amortization	11,570	11,570	11,570	-	-	-
5040	41300	101	580899	Water Fund	Water/Sewer	Depreciation Expense	(1,509,069)	(1,457,544)	(1,493,414)	-	-	-
5040	41300	101	580999	Water Fund	Water/Sewer	Less Fixed Assets Capitalized	3,376,626	787,334	5,309,336	-	-	-
						SUB-TOTAL CAPITAL OUTLAY	(7,333,741)	(8,274,527)	(8,739,164)	(15,280,971)	(12,462,312)	(12,884,400)
5040	41300	148	581801	Water Fund 2012A	Water/Sewer	Bond Interest Principal	-	-	-	(169,905)	(169,905)	(198,825)
5040	41300	157	581801	Water Fund- 2010C	Water/Sewer	Bond Interest Principal	-	-	-	-	(413,130)	(426,315)
5040	41300	159	581801	Water Fund- 2011B	Water/Sewer	Bond Interest Principal	-	-	-	(17,520)	(17,520)	(17,520)
5040	41300	196	581801	Water Fund- 2004B	Water/Sewer	Bond Interest Principal	-	-	-	-	-	-
5040	41300	148	581802	Water Fund 2012A	Water/Sewer	Bond Interest Expense	(46,857)	(45,331)	(41,980)	(39,355)	(39,355)	(35,957)
5040	41300	157	581802	Water Fund- 2010C	Water/Sewer	Bond Interest Expense	(127,100)	(115,801)	(103,861)	-	(93,820)	(77,293)
5040	41300	159	581802	Water Fund- 2011B	Water/Sewer	Bond Interest Expense	(98,425)	(97,988)	(97,821)	(97,364)	(97,364)	(96,838)
5040	41300	196	581802	Water Fund- 2004B	Water/Sewer	Bond Interest Expense	(10,261)	-	-	-	-	PAID OFF
						SUB-TOTAL DEBT SERVICE	(282,642)	(259,119)	(243,662)	(324,144)	(831,094)	(852,748)

VILLAGE OF OAK PARK  
FISCAL YEAR 2017 BUDGET  
WATER & SEWER FUND

<u>Fund</u>	<u>Dept</u>	<u>Program</u>	<u>Account</u>	<u>Description</u>	<u>Department</u>	<u>Description</u>	<u>2013</u> <u>Actual</u>	<u>2014</u> <u>Actual</u>	<u>2015</u> <u>Actual</u>	<u>2016</u> <u>Budget</u>	<u>2016</u> <u>Projected</u>	<u>2017</u> <u>Budget</u>	
5040	41300	101	591801	Water Fund	Water/Sewer	Transfer To General Fund	(750,000)	(1,050,000)	(1,050,000)	(1,050,000)	(1,050,000)	-	
5040	43750	101	591801	Water Fund	Water/Sewer	Transfer To General Fund	(300,000)	-	-	-	-	-	
5040	41300	101	591826	Water Fund	Water/Sewer	Transfer To Sir Fund	(550,000)	(750,000)	(750,000)	(750,000)	(750,000)	(1,000,000)	
SUB-TOTAL TRANSFERS							<u>(1,600,000)</u>	<u>(1,800,000)</u>	<u>(1,800,000)</u>	<u>(1,800,000)</u>	<u>(1,800,000)</u>	<u>(1,000,000)</u>	
SUB-TOTAL EXPENDITURES							<u>(11,329,068)</u>	<u>(12,639,004)</u>	<u>(12,933,660)</u>	<u>(20,300,591)</u>	<u>(17,662,513)</u>	<u>(17,311,375)</u>	
NET SURPLUS/(DEFICIT)							<u>32,295,946</u>	<u>2,114,758</u>	<u>3,783,846</u>	<u>(3,274,442)</u>	<u>(924,013)</u>	<u>(0)</u>	
Beginning Audited Fund Balance 1/1/16											1,366,693		
2016 Projected Surplus (Deficit)											<u>(924,013)</u>		
Ending Projected Fund Balance 12/31/16											<u>442,680</u>		
Estimated Fund Balance 1/1/17													442,680
2017 Budgeted Surplus (Deficit)													<u>(0)</u>
Ending Estimated Fund Balance 12/31/17													<u>442,680</u>

*Note: Total Fund balance at 1/1/16 was \$50,992,363 which consisted of \$1,366,693 of liquid and \$49,625,670 of illiquid balances*

## **Internal Service Funds**

The Villages Internal Service Fund (ISF) are used to track revenues and expenses that do not require legal separation from the General Fund but are budgeted and tracked independently for internal control, transparency, and accounting purposes. The following ISF are included under this section:

- Debt Service Fund
- Health Insurance Fund
- Self Insured Retention Fund (SIRF)

The Self Insured Retention Fund is used to account for all expenses related to general liability and workers compensation case claim payments as well as related insurance premiums paid for stop loss coverage which is currently \$750,000. This Fund does not have its own dedicated revenue source and is funded by inter-fund transfers-in from other Village Funds.

The Health Insurance Fund is used to track and account for expenses related to the Village's health and life insurance benefits provided to eligible full time employees. Eligible employees receive a comprehensive health insurance benefit which includes either a PPO or HMO option chosen by each employee and a prescription drug benefit as well.

In addition, the Village provides eligible employees with a flat \$50,000 life insurance benefit at no cost and employees may purchase at their own expense additional coverage above this amount.

Finally, with a certain limited exception, dental insurance is available and offered to employees at an employee's own expense.

The largest expense in this Fund is related to health insurance coverage. The Village is self-insured and uses Blue Cross/Blue Shield to administer its plans. Actual health insurance claims are paid out of this fund and budgeted as expense while corresponding revenues are budgeted from Village contributions, employee payroll contributions, and pensioner/COBRA contributions.

The Debt Service Fund accounts for all principal and interest payments made on bond issues which are not dedicated to Special Revenue or Enterprise Funds. Detailed schedules by bond issue are provided within this budget document.

## **Debt Service Fund**

### **Fund Summary**

The Debt Service Fund accounts for the general debt of the Village. Debt is also paid directly by the Village's Enterprise Funds if the proceeds were used for expenses in one of those Funds.

Annual Debt payments are primarily funded through a portion of the Village's property tax levy.



VILLAGE OF OAK PARK  
FISCAL YEAR 2017 BUDGET  
DEBT SERVICE FUND

Fund	Dept	Program	Account	Description	Department	Description	2013	2014	2015	2016	2016	2017
							Actual	Actual	Actual	Budget	Projected	Budget
4025	41300	101	411401	Debt Service Fund	Finance	Property Tax Levy	3,196,116	4,058,798	4,263,177	4,222,874	5,156,580	4,510,099
4025	41300	101	411405	Debt Service Fund	Finance	2001 Bond Escrow Levy	5,705	-	-	-	-	-
4025	41300	101	411414	Debt Service Fund	Finance	TIF Surplus Distribution	45,613	113,851	-	-	-	-
4025	41300	101	440492	Debt Service Fund	Finance	Reimbursement of Expenses	5,259	-	-	-	-	-
4025	41300	101	461490	Debt Service Fund	Finance	Interest Revenue	2,286	2,302	1,306	-	-	-
4025	41300	101	490479	Debt Service Fund	Finance	Intergovt Support Op Library	2,510,016	2,519,032	2,918,287	-	2,594,238	1,088,804
4025	41300	101	491401	Debt Service Fund	Finance	Transfer From General Fund	-	-	215,004	736,387	555,768	500,000
4025	41300	101	491455	Debt Service Fund	Finance	Transfer From Solid Waste Fund	-	-	-	280,000	280,000	280,000
4025	41300	101	491495	Debt Service Fund	Finance	Transfer From CIP Fund	170,880	90,750	-	-	-	-
4025	41300	101	491498	Debt Service Fund	Finance	Transfer From Downtown TIF	1,209,722	507,828	-	3,146,493	-	-
4025	41300	160	493800	Debt Service Fund	Finance	Bond Proceeds	-	-	13,470,000	-	17,200,000	11,523,443
4025	41300	160	493802	Debt Service Fund	Finance	Premium on Bond Proceeds	-	-	181,218	-	-	-
4025	41300	101	493810	Debt Service Fund	Finance	IMET Recovery	-	-	1,979	-	-	-
SUB-TOTAL REVENUE							7,145,596	7,292,560	21,050,971	8,385,754	25,786,586	17,902,346
4025	41300	145	530804	Debt Service Fund 2016A	Finance	Bond Paying Agent Fees	-	-	-	-	-	-
4025	41300	146	530804	Debt Service Fund 2016B	Finance	Bond Paying Agent Fees	-	-	-	-	-	-
4025	41300	147	530804	Debt Service Fund 2016C	Finance	Bond Paying Agent Fees	-	-	-	-	-	-
4025	41300	148	530804	Debt Service Fund 2012A	Finance	Bond Paying Agent Fees	-	(500)	(500)	(500)	(500)	(500)
4025	41300	149	530804	Debt Service Fund 2012B	Finance	Bond Paying Agent Fees	-	(500)	(500)	(500)	(500)	(500)
4025	41300	154	530804	Debt Service Fund 2015B	Finance	Bond Paying Agent Fees	-	-	-	-	-	-
4025	41300	155	530804	Debt Service Fund 2010A	Finance	Bond Paying Agent Fees	(500)	(500)	(500)	(500)	(500)	(500)
4025	41300	156	530804	Debt Service Fund 2010B	Finance	Bond Paying Agent Fees	(500)	(250)	(250)	(250)	(250)	(250)
4025	41300	157	530804	Debt Service Fund 2010C	Finance	Bond Paying Agent Fees	(500)	(250)	(250)	(250)	(250)	(250)
4025	41300	158	530804	Debt Service Fund 2011A	Finance	Bond Paying Agent Fees	(1,000)	(500)	(500)	(500)	(500)	(500)
4025	41300	159	530804	Debt Service Fund 2011B	Finance	Bond Paying Agent Fees	(1,000)	(500)	(500)	(500)	(500)	(500)
4025	41300	160	530804	Debt Service Fund 2015A	Finance	Bond Paying Agent Fees	-	-	-	-	-	-
4025	41300	176	530804	Debt Service Fund 2006A	Finance	Bond Paying Agent Fees	(1,500)	(500)	(1,000)	(1,000)	(1,000)	(1,000)
4025	41300	177	530804	Debt Service Fund 2006B	Finance	Bond Paying Agent Fees	-	(500)	-	-	-	-
4025	41300	178	530804	Debt Service Fund 2005A	Finance	Bond Paying Agent Fees	(1,000)	(625)	-	-	-	-
4025	41300	179	530804	Debt Service Fund 2005B	Finance	Bond Paying Agent Fees	(500)	(625)	(500)	(500)	(500)	(500)
4025	41300	181	530804	Debt Service Fund 2006C	Finance	Bond Paying Agent Fees	(500)	(1,165)	(500)	(500)	(500)	(500)
4025	41300	182	530804	Debt Service Fund 2006D	Finance	Bond Paying Agent Fees	(500)	(1,165)	-	-	-	-
4025	41300	185	530804	Debt Service Fund 2007A	Finance	Bond Paying Agent Fees	(1,000)	(1,000)	(1,000)	(1,000)	(1,000)	(1,000)
4025	41300	196	530804	Debt Service Fund 2004B	Finance	Bond Paying Agent Fees	(500)	(500)	-	-	-	-
4025	41300	160	530805	Debt Service Fund 2015A	Finance	Bond Issuance Fees	-	-	(232,179)	-	-	-
4025	41300	181	530805	Debt Service Fund 2006C	Finance	Bond Issuance Fees	(663)	-	-	-	-	-
4025	41300	182	530805	Debt Service Fund 2006D	Finance	Bond Issuance Fees	(663)	-	-	-	-	-
4025	41300	160	530810	Debt Service Fund 2015A	Finance	Pymt to Bond Escrow Agt Other	-	-	(13,411,954)	-	(120,000)	(120,000)
4025	41300	145	581801	Debt Service Fund 2016A	Finance	Bond Principal Payment	-	-	-	-	-	-
4025	41300	146	581801	Debt Service Fund 2016B	Finance	Bond Principal Payment	-	-	-	-	-	-
4025	41300	147	581801	Debt Service Fund 2016C	Finance	Bond Principal Payment	-	-	-	-	-	-
4025	41300	148	581801	Debt Service Fund 2012A	Finance	Bond Principal Payment	(56,969)	(512,717)	(532,000)	(535,095)	(535,095)	(626,175)
4025	41300	149	581801	Debt Service Fund 2012B	Finance	Bond Principal Payment	(660,000)	(650,000)	PAID OFF	PAID OFF	PAID OFF	PAID OFF
4025	41300	154	581801	Debt Service Fund 2015B	Finance	Bond Principal Payment	-	-	-	(435,000)	(435,000)	(400,000)
4025	41300	155	581801	Debt Service Fund 2010A	Finance	Bond Principal Payment	(1,785,000)	(1,835,000)	(1,910,000)	(1,480,000)	(1,480,000)	PAID OFF
4025	41300	156	581801	Debt Service Fund 2010B	Finance	Bond Principal Payment	(1,515,000)	(1,565,000)	(1,610,000)	PAID OFF	PAID OFF	PAID OFF
4025	41300	159	581801	Debt Service Fund 2011B	Finance	Bond Principal Payment	-	(10,411)	(10,411)	(12,480)	(12,480)	(12,480)
4025	41300	160	581801	Debt Service Fund 2015A	Finance	Bond Principal Payment	-	-	-	(570,000)	(570,000)	(630,000)
4025	41300	174	581801	Debt Service Fund 2007	Finance	Bond Principal Payment	(50,000)	(25,000)	(100,000)	(500,000)	(500,000)	(400,000)
4025	41300	176	581801	Debt Service Fund 2006A	Finance	Bond Principal Payment	(115,000)	(125,000)	(130,000)	(135,000)	(135,000)	(210,000)

VILLAGE OF OAK PARK  
FISCAL YEAR 2017 BUDGET  
DEBT SERVICE FUND

Fund	Dept	Program	Account	Description	Department	Description	2013	2014	2015	2016	2016	2017
							Actual	Actual	Actual	Budget	Projected	Budget
4025	41300	177	581801	Debt Service Fund 2006B	Finance	Bond Principal Payment	(500,000)	(500,000)	(500,000)	(125,000)	(125,000)	PAID OFF
4025	41300	178	581801	Debt Service Fund 2005A	Finance	Bond Principal Payment	(630,000)	(1,010,000)	-	PAID OFF	PAID OFF	PAID OFF
4025	41300	179	581801	Debt Service Fund 2005B	Finance	Bond Principal Payment	-	-	(1,060,000)	PAID OFF	PAID OFF	PAID OFF
4025	41300	185	581801	Debt Service Fund 2007A	Finance	Bond Principal Payment	(375,000)	(385,000)	(800,000)	(835,000)	(835,000)	(865,000)
4025	41300	196	581801	Debt Service Fund 2004B	Finance	Bond Principal Payment	(282,174)	PAID OFF	PAID OFF	PAID OFF	PAID OFF	PAID OFF
4025	41300	139	581801	Debt Service Fund 2016D	Finance	Bond Principal Payment	-	-	-	-	-	-
4025	41300	145	581802	Debt Service Fund 2016A	Finance	Bond Interest Expense	-	-	-	(375,181)	(375,181)	(640,119)
4025	41300	146	581802	Debt Service Fund 2016B	Finance	Bond Interest Expense	-	-	-	(79,708)	(79,708)	(135,995)
4025	41300	147	581802	Debt Service Fund 2016C	Finance	Bond Interest Expense	-	-	-	(37,313)	(37,313)	(63,663)
4025	41300	148	581802	Debt Service Fund 2012A	Finance	Bond Interest Expense	(149,314)	(144,928)	(134,695)	(123,945)	(123,945)	(113,243)
4025	41300	149	581802	Debt Service Fund 2012B	Finance	Bond Interest Expense	(13,391)	(6,500)	-	-	-	-
4025	41300	154	581802	Debt Service Fund 2015B	Finance	Bond Interest Expense	-	-	-	(253,155)	(253,155)	(281,888)
4025	41300	155	581802	Debt Service Fund 2010A	Finance	Bond Interest Expense	(151,413)	(115,088)	(68,275)	(22,200)	(22,200)	PAID OFF
4025	41300	156	581802	Debt Service Fund 2010B	Finance	Bond Interest Expense	(86,063)	(57,901)	(20,930)	PAID OFF	PAID OFF	PAID OFF
4025	41300	159	581802	Debt Service Fund 2011B	Finance	Bond Interest Expense	(70,243)	(70,087)	(69,773)	(69,355)	(69,355)	(68,981)
4025	41300	160	581802	Debt Service Fund 2015A	Finance	Bond Interest Expense	-	-	-	(354,380)	(354,380)	(354,150)
4025	41300	174	581802	Debt Service Fund 2007	Finance	Bond Interest Expense	(95,938)	(94,113)	(93,200)	(88,950)	(88,950)	(70,200)
4025	41300	176	581802	Debt Service Fund 2006A	Finance	Bond Interest Expense	(31,281)	(26,250)	(20,781)	(15,094)	(15,094)	(9,188)
4025	41300	178	581802	Debt Service Fund 2005A	Finance	Bond Interest Expense	(69,890)	(43,430)	-	PAID OFF	PAID OFF	PAID OFF
4025	41300	185	581802	Debt Service Fund 2007A	Finance	Bond Interest Expense	(242,200)	(227,200)	(211,800)	(179,800)	(179,800)	(146,400)
4025	41300	196	581802	Debt Service Fund 2004B	Finance	Bond Interest Expense	(11,287)	-	-	-	-	-
4025	41300	139	581802	Debt Service Fund 2016D	Finance	Bond Interest Expense	-	-	-	-	-	(305,281)
4025	41300	101	582100	Debt Service Fund	Finance	Loss on Investments	-	(60,169)	-	-	-	-
4025	41300	199	591812	Transfer to CIP Fund	Finance	Transfer to CIP Fund	-	-	-	-	-	(11,823,423)
4025	41300	199	591890	Transfer to L&F Garage	Finance	Interfund Transfer	-	-	-	-	(11,396,643)	-
4025	41300	101	591896	Transfer to Escrow Agent	Finance	External Transfer Out	-	-	-	-	(6,830,981)	-
SUB-TOTAL EXPENDITURES							(6,900,488)	(7,472,873)	(20,921,998)	(6,232,656)	(24,580,280)	(17,282,184)
NET SURPLUS/(DEFICIT)							245,109	(180,313)	128,973	2,153,098	1,206,306	620,162

Beginning Audited Fund Balance 1/1/16	566,691
2016 Projected Surplus (Deficit)	1,206,306
Ending Projected Fund Balance 12/31/16	1,772,997
Estimated Fund Balance 1/1/17	1,772,997
2017 Budgeted Surplus (Deficit)	620,162
Ending Estimated Fund Balance 12/31/17	2,393,160

## **Health Insurance Fund**

### **Fund Summary**

The Human Resources Department develops, supports, and administers an employee benefits program that is cost effective while also considered by employees as having value in terms of their total compensation from the Village. Specific benefits provided include:

- Health insurance in the form of two Blue Cross/Blue Shield PPOs and HMOs
- An insurance opt-out program for employees covered under a spouse's health insurance plan
- A prescription drug plan with a three-tier co-pay (\$10, \$30 and \$50)
- Village paid basic life and accidental death and dismemberment insurance
- Outsourced S-125 Plan administration for reimbursement of qualified expenses
- Reimbursement for qualified transportation expenses

The Human Resources Department relies on assistance from an insurance broker to provide the most cost-effective benefit plans and options to its employees.

VILLAGE OF OAK PARK  
FISCAL YEAR 2017 BUDGET  
HEALTH INSURANCE FUND

Fund	Dept	Program	Account	Description	Department	Description	2013 Actual	2014 Actual	2015 Actual	2016 Budget	2016 Projected	2017 Budget
6028	41090	101	440449	Health Insurance Fund	HR - Human Resources	Vision Premiums	-	-	9	-	-	-
6028	41090	101	440452	Health Insurance Fund	HR - Human Resources	Outside Agency Health Ins	1,407,575	708,916	156,446	167,480	-	-
6028	41090	250	440452	Health Insurance Fund	HR - Human Resources	Outside Agency Health Ins	-	140	-	-	-	-
6028	41090	101	440453	Health Insurance Fund	HR - Human Resources	Outside Agency Life Ins	8,873	535	65	-	-	-
6028	41090	101	440454	Health Insurance Fund	HR - Human Resources	Outside Agency Dental	36,124	4,937	5,915	-	-	-
6028	41090	101	440455	Health Insurance Fund	HR - Human Resources	Employee Assistance Program	2,489	969	217	-	-	-
6028	41090	101	440464	Health Insurance Fund	HR - Human Resources	Health Ins Premium EE/ER	(7,732)	(1,222)	(5,463)	-	-	-
6028	41080	101	440465	Health Insurance Fund	HR - Human Resources	Emp Premium Payroll Deductions	1,124,914	1,232,266	1,246,634	1,396,468	1,275,000	1,339,000
6028	41090	101	440466	Health Insurance Fund	HR - Human Resources	Pensioneer Premium Payments	1,216,915	1,197,282	1,163,651	1,362,582	1,300,000	1,365,000
6028	41090	101	440467	Health Insurance Fund	HR - Human Resources	Outsuide Agencies Prem Payments	20,612	11,870	15,215	-	-	-
6028	41090	101	440492	Health Insurance Fund	HR - Human Resources	Reimbursement of Expenses	-	2,019	-	-	-	-
6028	41080	101	440481	Health Insurance Fund	HR - Human Resources	Pension Payroll Deductions	-	-	-	-	-	-
6028	41080	101	440499	Health Insurance Fund	HR - Human Resources	Employer Health Insurance Expense	4,532,186	4,639,347	5,323,487	5,416,590	5,150,000	5,628,000
SUB-TOTAL REVENUE							8,341,956	7,797,060	7,906,177	8,343,120	7,725,000	8,332,000
6028	41080	101	510501	Health Insurance Fund	HR - Human Resources	Regular Salaries	1,390	-	-	-	-	-
6028	41080	133	510501	Health Insurance Fund	HR - Human Resources	Regular Salaries	(63,852)	(64,165)	(55,488)	-	-	-
6028	41080	133	510503	Health Insurance Fund	HR - Human Resources	Overtime	(1,403)	(306)	(35)	-	-	-
6028	41080	133	520515	Health Insurance Fund	HR - Human Resources	Health Insurance Opt Out	(1,504)	(1,504)	(1,442)	-	-	-
6028	41090	101	520520	Health Insurance Fund	HR - Human Resources	Life Insurance Expense	(99,102)	(510)	(143,033)	-	-	-
6028	41080	101	520520	Health Insurance Fund	HR - Human Resources	Life Insurance Expense	-	-	(3,562)	-	-	-
6028	41080	133	520520	Health Insurance Fund	HR - Human Resources	Life Insurance Expense	(42)	(42)	(63)	-	-	-
6028	41080	133	520521	Health Insurance Fund	HR - Human Resources	Health Insurance Expense	(7,087)	(7,358)	(8,542)	-	-	-
6028	41080	133	520522	Health Insurance Fund	HR - Human Resources	Social Security Expense	(3,919)	(3,760)	(3,771)	-	-	-
6028	41080	133	520523	Health Insurance Fund	HR - Human Resources	Medicare Expense	(916)	(879)	(882)	-	-	-
6028	41080	101	520526	Health Insurance Fund	HR - Human Resources	Dental Insurance Expense	(290,150)	(287,355)	(283,634)	(381,561)	(381,561)	(401,000)
6028	41080	133	520527	Health Insurance Fund	HR - Human Resources	Change in IMRF NPO	(9,640)	(9,853)	(9,235)	-	-	-
6028	41080	133	520529	Health Insurance Fund	HR - Human Resources	Change in NPO	(1,061)	109	-	-	-	-
6028	41080	101	520683	Health Insurance Fund	HR - Human Resources	Health Insurance Premiums	(6,580,692)	(5,460,487)	(5,029,693)	(5,670,000)	(5,670,000)	(6,000,000)
6028	41090	101	520683	Health Insurance Fund	HR - Human Resources	Health Insurance Premiums	(31,125)	-	(46,536)	-	-	-
6028	41080	101	520686	Health Insurance Fund	HR - Human Resources	Prescription Claims Paid	(1,557,106)	(1,558,357)	(1,745,734)	(1,538,250)	(1,500,000)	(1,500,000)
6028	41090	101	520686	Health Insurance Fund	HR - Human Resources	Prescription Claims Paid	72,274	-	63,544	-	-	-
6028	41080	101	520687	Health Insurance Fund	HR - Human Resources	Life Insurance Premiums	-	(132,957)	-	(25,000)	(25,000)	(25,000)
6028	41080	101	520688	Health Insurance Fund	HR - Human Resources	Dental Insurance Premiums	-	-	-	(15,000)	(15,000)	(15,000)
6028	41080	101	530667	Health Insurance Fund	HR - Human Resources	External Support	(1,301)	(1,464)	-	(73,500)	(73,500)	(73,500)
6028	41090	101	530667	Health Insurance Fund	HR - Human Resources	External Support	-	(31,875)	-	-	-	-
SUB-TOTAL EXPENDITURES							(8,575,235)	(7,560,765)	(7,268,105)	(7,703,311)	(7,665,061)	(8,014,500)
NET SURPLUS/(DEFICIT)							(233,279)	236,295	638,072	639,809	59,939	317,500
Beginning Audited Fund Balance 1/1/16											494,509	
2016 Projected Surplus (Deficit)											59,939	
Ending Projected Fund Balance 12/31/16											554,448	
Estimated Fund Balance 1/1/17												554,448
2017 Budgeted Surplus (Deficit)												317,500
Ending Estimated Fund Balance 12/31/17												871,948

## **Self-Insured Retention Fund**

### **Fund Summary**

The Self Insured Retention Fund exists to fund the payment of liability judgments and settlements, workers compensation settlements, payments, attorney fees and related costs necessary to the defense of those cases.

In recent years, staff has been reviewing various options as they pertain to how the Village insures itself. While maintaining a self-insured status of \$750,000, the Village Board is continually seeking alternatives such as joining an intergovernmental insurance pool in order to reduce costs.

VILLAGE OF OAK PARK  
FISCAL YEAR 2017 BUDGET  
SELF INSURED RETENTION FUND

<u>Fund</u>	<u>Dept</u>	<u>Program</u>	<u>Account</u>	<u>Description</u>	<u>Department</u>	<u>Description</u>	<u>2013</u> <u>Actual</u>	<u>2014</u> <u>Actual</u>	<u>2015</u> <u>Actual</u>	<u>2016</u> <u>Budget</u>	<u>2016</u> <u>Projected</u>	<u>2017</u> <u>Budget</u>	
6026	41071	101	441462	Self Insured Retention Fund	LEGAL - Risk Management	Miscellaneous Revenue	-	9,000	-	-	100,000	100,000	
6026	41300	101	461490	Self Insured Retention Fund	LEGAL - Risk Management	Interest Revenue	1,595	2,073	1,310	-	-	-	
6026	41300	101	491401	Self Insured Retention Fund	LEGAL - Risk Management	Transfer From General Fund	171,905	661,136	257,746	-	-	-	
6026	41300	101	491440	Self Insured Retention Fund	LEGAL - Risk Management	Transfer From Water Fund	550,000	750,000	750,000	750,000	750,000	1,000,000	
6026	41300	101	491460	Self Insured Retention Fund	LEGAL - Risk Management	Transfer From Parking Fund	750,000	145,000	750,000	750,000	750,000	1,000,000	
6026	41071	101	491499	Self Insured Retention Fund	LEGAL - Risk Management	Transfer From Other Funds	-	-	-	-	-	-	
SUB-TOTAL REVENUE							1,473,500	1,567,209	1,759,056	1,500,000	1,600,000	2,100,000	
6026	41071	101	591890	Self Insured Retention Fund	LEGAL - Risk Management	Transfer To Other Funds	-	(131,136)	-	-	-	-	
6026	41071	101	510501	Self Insured Retention Fund	LEGAL - Risk Management	Regular Salaries	-	-	(129,187)	(63,139)	(63,139)	(63,044)	
6026	41071	101	520520	Self Insured Retention Fund	LEGAL - Risk Management	Life Insurance Expense	-	-	(87)	(45)	(45)	(93)	
6026	41071	101	520521	Self Insured Retention Fund	LEGAL - Risk Management	Health Insurance Expense	-	-	(19,522)	(8,267)	(8,267)	(8,259)	
6026	41071	101	520522	Self Insured Retention Fund	LEGAL - Risk Management	Social Security Expense	-	-	(7,796)	(3,915)	(3,915)	(3,909)	
6026	41071	101	520523	Self Insured Retention Fund	LEGAL - Risk Management	Medicare Expense	-	-	(1,823)	(916)	(916)	(914)	
6026	41071	101	520527	Self Insured Retention Fund	LEGAL - Risk Management	IMRF Contributions	-	-	(18,613)	(8,991)	(8,991)	(8,826)	
6026	41071	101	520678	Self Insured Retention Fund	LEGAL - Risk Management	Workers Comp Claims	(2,087)	(2,719)	(696)	-	(2,000)	(2,000)	
6026	41071	151	550678	Self Insured Retention Fund	LEGAL - Risk Management	Workers Comp Claims	(738,185)	(999,062)	(360,853)	(700,000)	(1,000,000)	(700,000)	
6026	41071	101	530667	Self Insured Retention Fund	LEGAL - Risk Management	External Support	(25,700)	(22,504)	(23,000)	-	(26,688)	(27,500)	
6026	41071	101	530675	Self Insured Retention Fund	LEGAL - Risk Management	Bank Charges	(56)	-	-	-	-	-	
6026	41071	101	530679	Self Insured Retention Fund	LEGAL - Risk Management	Legal Fees Workers Comp	(54,772)	(37,808)	(27,376)	(37,500)	(37,500)	(37,500)	
6026	41071	101	530680	Self Insured Retention Fund	LEGAL - Risk Management	Legal Fees Liability Claims	(205,843)	(157,122)	(258,956)	(225,000)	(225,000)	(225,000)	
6026	41071	101	550603	Self Insured Retention Fund	LEGAL - Risk Management	Postage	(167)	(199)	(365)	-	-	-	
6026	41071	101	550605	Self Insured Retention Fund	LEGAL - Risk Management	Travel & Mileage Reimbursement	-	-	(29)	-	-	-	
6026	41071	101	550663	Self Insured Retention Fund	LEGAL - Risk Management	Software License Updates	(3,500)	(1,650)	(3,650)	-	(3,650)	(3,650)	
6026	41071	101	550681	Self Insured Retention Fund	LEGAL - Risk Management	Insurance Premiums	(245,058)	(260,085)	(296,619)	(300,000)	(294,407)	(320,000)	
6026	41071	101	580679	Self Insured Retention Fund	LEGAL - Risk Management	Liability Claims	(454,468)	(336,948)	(461,881)	(100,000)	(500,000)	(400,000)	
6026	41071	101	591890	Self Insured Retention Fund	LEGAL - Risk Management	Transfer To Other Funds	(496,858)	-	-	-	-	-	
SUB-TOTAL EXPENDITURES							(2,226,694)	(1,949,233)	(1,610,452)	(1,447,773)	(2,174,518)	(1,800,695)	
NET SURPLUS/(DEFICIT)							(753,194)	(382,024)	148,604	52,227	(574,518)	299,305	
Beginning Audited Fund Balance 1/1/16												(2,638,172)	
2016 Projected Surplus (Deficit)												(574,518)	
Ending Projected Fund Balance 12/31/16												(3,212,690)	
Estimated Fund Balance 1/1/17													(3,212,690)
2017 Budgeted Surplus (Deficit)													299,305
Ending Estimated Fund Balance 12/31/17													(2,913,385)

## **Fiduciary Funds**

Pursuant to State of Illinois Compiled Statutes (ILCS), the Village maintains an independent pension board for both the Police and Firefighters' Pensions. The function of these boards is to serve in a fiduciary manner and diligently invest pension assets according to the limitations provided within their respective pension code sections of the ILCS.

On an annual basis, the Village levies a fixed amount which is adopted with its General Fund levy in December of each year. Each pension fund then collects the distributions from its levy and may use the proceeds to either invest and/or pay pensioner benefits. Investments and expenses in the pension funds are not managed by Village staff but are rather handled by the elected or appointed members on each pension board. As such, the Village has limited control over the expenses and investment results in these funds.

The Village does at a minimum adopt the recommended levy based on an annual valuation performed by a qualified, credential, and independent actuary hired by the Village. The Village Board may levy an amount which equals the recommended actuarial amount or increase it at its discretion to reduce unfunded pension liabilities. At a pension board's discretion, it may too hire its own actuary to provide an actuarial valuation and recommend the annual Village levy amount as the employer contribution into the pension fund.

VILLAGE OF OAK PARK  
FISCAL YEAR 2017 BUDGET  
FIRE PENSION FUND

<u>Fund</u>	<u>Dept</u>	<u>Program</u>	<u>Account</u>	<u>Description</u>	<u>Department</u>	<u>Description</u>	<b>2013</b> <u>Actual</u>	<b>2014</b> <u>Actual</u>	<b>2015</b> <u>Actual</u>	<b>2016</b> <u>Budget</u>	<b>2016</b> <u>Projected</u>	<b>2017</b> <u>Budget</u>
7023	33000	101	411401	Fire Pension Fund	Fire	Property Tax Levy	3,320,143	3,283,111	3,473,103	-	3,574,416	5,601,488
7023	33000	101	440481	Fire Pension Fund	Fire	Pension Payroll Deductions	517,959	526,517	547,100	-	547,100	563,513
7023	33000	101	461490	Fire Pension Fund	Fire	Interest Revenue	1,036,325	988,971	1,065,762	-	1,066,000	1,100,000
7023	33000	101	461491	Fire Pension Fund	Fire	Net Change in FV of Invest	5,132,869	1,643,898	(714,798)	-	-	-
SUB-TOTAL REVENUE							<u>10,007,296</u>	<u>6,442,498</u>	<u>4,371,167</u>	<u>-</u>	<u>5,187,516</u>	<u>7,265,001</u>
7023	33000	101	510501	Fire Pension Fund	Fire	Regular Salaries	(5,288,266)	(5,493,754)	(5,981,707)	-	(5,982,000)	(6,161,460)
7023	33000	101	530660	Fire Pension Fund	Fire	General Contractuals	(109,518)	(66,812)	(72,468)	-	(76,000)	(76,000)
7023	33000	101	530671	Fire Pension Fund	Fire	Investment Management Fees	(88,315)	(92,811)	(96,971)	-	(82,000)	(82,000)
7023	33000	101	550602	Fire Pension Fund	Fire	Membership Dues	-	-	(775)	-	-	-
7023	33000	101	550603	Fire Pension Fund	Fire	Postage	-	-	(3,861)	-	-	-
SUB-TOTAL EXPENDITURES							<u>(5,486,099)</u>	<u>(5,653,378)</u>	<u>(6,155,782)</u>	<u>-</u>	<u>(6,140,000)</u>	<u>(6,319,460)</u>
NET SURPLUS/(DEFICIT)							<u>4,521,197</u>	<u>789,120</u>	<u>(1,784,615)</u>	<u>-</u>	<u>(952,484)</u>	<u>945,541</u>
Beginning Audited Fund Balance 1/1/16											43,203,943	
2016 Projected Surplus (Deficit)											(952,484)	
Ending Projected Fund Balance 12/31/16											<u>42,251,459</u>	
Estimated Fund Balance 1/1/17												42,251,459
2017 Budgeted Surplus (Deficit)												945,541
Ending Estimated Fund Balance 12/31/17												<u>43,197,000</u>



**VILLAGE OF OAK PARK  
FISCAL YEAR 2017 BUDGET  
POLICE PENSION FUND**

<u>Fund</u>	<u>Dept</u>	<u>Program</u>	<u>Account</u>	<u>Description</u>	<u>Department</u>	<u>Description</u>	<b>2013</b> <u>Actual</u>	<b>2014</b> <u>Actual</u>	<b>2015</b> <u>Actual</u>	<b>2016</b> <u>Budget</u>	<b>2016</b> <u>Projected</u>	<b>2017</b> <u>Budget</u>
7022	34000	101	411401	Police Pension Fund	Police	Property Tax Levy	3,692,190	3,952,354	4,121,194	-	4,471,964	4,940,474
7022	34000	101	440481	Police Pension Fund	Police	Pension Payroll Deductions	941,107	982,182	1,019,683	-	1,045,175	1,045,175
7022	34000	101	461490	Police Pension Fund	Police	Interest Revenue	1,950,566	1,927,888	2,174,191	-	2,000,000	2,000,000
7022	34000	101	461491	Police Pension Fund	Police	Net Change in FV of Invest	8,875,613	2,881,688	(2,461,464)	-	-	-
<b>SUB-TOTAL REVENUE</b>							<b>15,459,475</b>	<b>9,744,112</b>	<b>4,853,604</b>	<b>-</b>	<b>7,517,139</b>	<b>7,985,649</b>
7022	34000	101	510501	Police Pension Fund	Police	Regular Salaries	(6,489,216)	(6,763,485)	(7,094,339)	-	(7,094,000)	(7,307,169)
7022	34000	101	530660	Police Pension Fund	Police	General Contractuals	(61,315)	(76,814)	(66,181)	-	(70,000)	(70,000)
7022	34000	101	530671	Police Pension Fund	Police	Investment Management Fees	(305,673)	(274,385)	(264,641)	-	(275,000)	(275,000)
<b>SUB-TOTAL EXPENDITURES</b>							<b>(6,856,204)</b>	<b>(7,114,684)</b>	<b>(7,425,161)</b>	<b>-</b>	<b>(7,439,000)</b>	<b>(7,652,169)</b>
<b>NET SURPLUS/(DEFICIT)</b>							<b>8,603,271</b>	<b>2,629,428</b>	<b>(2,571,557)</b>	<b>-</b>	<b>78,139</b>	<b>333,480</b>

Beginning Audited Fund Balance 1/1/16  
2016 Projected Surplus (Deficit)  
Ending Projected Fund Balance 12/31/16

83,943,327  
78,139  
84,021,466

Estimated Fund Balance 1/1/17  
2017 Budgeted Surplus (Deficit)  
Ending Estimated Fund Balance 12/31/17

84,021,466  
333,480  
84,354,946

## Glossary of Terms

**Accrual Basis:** A basis of accounting in which transactions are recognized at the time they are incurred not necessarily at the time they are received. For example, a parking ticket issued (once in final determination) in December, it becomes a receivable to the Village under the accrual basis of accounting. This is different than the cash basis where all activity is recorded only when money changes hands.

**Adopted Budget:** The revenue and expenditure plan for the Village for the fiscal year, as reviewed and approved by the Village Board.

**Appropriation:** An authorization by the Village Board to expend monies and incur obligations for a specific purpose. The adopted budget is the Village's appropriation of fiscal resources for the specific fiscal year.

**Assets:** Property and equipment owned by the Village which has monetary value.

**Audit:** A review of the Village's accounts by an independent accounting firm to verify that the Village's financial statements accurately reflect the Village's financial position. In Oak Park's case, the Village also includes additional information that results in the document to be classified a Comprehensive Annual Financial Report.

**Bond:** A written promise to pay a specified sum of money, called the face value of principal amount, at a specified date or dates in the future, called the maturity date(s), together with periodic interest at a specified rate.

**Budget:** A financial plan consisting of an estimate of proposed expenditures and their purposes for a given period, and the proposed means of financing.

**Budget Amendment:** An adjustment made to the budget during the fiscal year, by the Village Board, to properly account for unanticipated changes in revenues and/or expenditures and for program initiatives occurring during the fiscal year.

**Capital Improvement:** A permanent major addition to the Village's real property assets, including the design, construction or purchase of land, buildings or facilities, or major renovations of same. These include installation of re-paved streets, storm drains, water and sewer lines, and other public facilities.

**Capital Improvement Budget:** A financial plan of proposed capital improvement projects and the means of financing them for a given period of time.

**Capital Outlay:** Expenditures relating to the purchase of equipment, facility modifications, land and other fixed assets.

**Contingency:** Funds set aside for unanticipated expenditure requirements, new programs, or to absorb unexpected revenue losses.

**Debt Service:** Payment of interest and principal on an obligation resulting from the issuance of bonds, notes or certificates of indebtedness. There are different types of debt instruments issued by the Village with the most common being General Obligation (GO) debt.

Also included is cash, assets, investments and accounts receivable against outstanding liabilities, such as accounts payable and outstanding contracts.

**Deficit:** (1) the excess of an entity's liabilities over its assets; (2) the excess of expenditures over revenues during a single accounting period (e.g., a fiscal year).

**Department:** A major unit of organization in the Village, comprised of sub-units named divisions. i.e. Police; Fire; Public Works

**Division** - A group of related tasks to provide a specific benefit to either the general public or the Village organization. A division is a sub-organizational unit of the department.

**Encumbrance:** Obligations in the form of purchase orders or contracts, which are to be met from an appropriation and for which a part of the appropriation is reserved so that a line-item is not overspent.

**Enterprise Fund:** A fund established to account for the total costs of those governmental facilities and services which are operated in a manner similar to private businesses. These programs are predominately self-supporting from user fees. i.e. Water; Sewer; Parking.

**Equalized Assessed Valuation:** The taxable value placed upon a property in the Village by the Cook County Assessor. The cumulative total of value is a basis for the calculation of the tax levy.

**Expenditure:** Amounts paid for all purposes, including expense provisions for retirement of debt and capital outlay.

**Financial Plan:** A major section of the budget which contains the statement of estimated expenditures, revenues and balances for each major fund.

**Fiscal Year:** A 12-month period of time to which the annual budget applies. For the Village of Oak Park, the fiscal year begins on January 1<sup>st</sup> and ends on December 31<sup>st</sup>.

**Fixed Asset:** A fixed asset is tangible in nature and has a useful life of more than one year. A fixed asset will be capitalized if it meets the previous criteria and has a value of \$10,000 or greater.

**Fringe Benefits:** Various non-wage compensations provided to [employees](#) in addition to their normal [wages](#) or [salaries](#) or paid on their behalf. For example, the employer paid portion of health insurance premiums, federal wage taxes, etc.

**Full-Time Equivalent (FTE):** A part-time position converted to the decimal equivalent of a full-time position, usually based on either 1,950 or 2,080 hours per year. A full-time position that is funded for the year is equal to 1.0 FTE.

**Fund:** A fiscal entity with revenues and expenditures which are segregated for the purpose of carrying out a specific purpose or activity.

**Fund Balance:** The fund equity of governmental funds and trust funds at a particular point of time, usually the end of a fiscal year. The Fund Balance is usually presented on a net accrual basis.

**Generally Accepted Accounting Principles (GAAP):** Uniform minimum standards for financial accounting and recording, encompassing the conventions, rules, and procedures that define accepted accounting principles.

**General Fund:** The Village's principal operating fund which is supported by taxes and fees which can be used for any legal government purpose. It accounts for resources devoted to financing the general services which the Village provides its citizens. In Oak Park, the General Fund funds a majority of Public Safety, Administration, Economic Development, Health and Public Works functions other than enterprise activities.

**General Fund Full-Time Equivalent (FTE's):** The positions that are 100% funded by the Village's General Fund

**General Obligation (GO) Debt:** Debt issued by the Village backed by the full-faith and credit of the government.

**Grants:** Contributions or gifts of cash or other assets from another governmental entity or organization to be used or expended for a specific purpose or activity. As policy, the Village tracks grants in individual funds for transparent reporting.

**Infrastructure:** The basic physical framework or foundation of the Village, referring to its buildings, roads, sidewalks, water system and sewer system.

**Inter-fund Transfer:** The transfer of asset revenue from one fund to another to either pay for that fund's proportionate share of expenses incurred or for some other corporate purpose.

**Internal Service Fund:** A fund used to account for the financing of goods and services provided by one department or fund to other departments or funds within the Village.

**Modified Accrual Basis of Accounting:** For all governmental funds and agency funds under which revenues are recorded when they become measurable and available. Expenditures are recorded when the liability is incurred, except for interest on general long-term obligations, which are recorded when due.

**Non-Operating Budget:** Costs that do not relate to any one department but represent costs of a general Village-wide nature, such as debt service and appropriated reserve.

**Ordinance:** A law set forth by a governmental authority; a municipal law established by the Village Board.

**Operating Budget:** Annual appropriation of funds for ongoing program costs, including personal services, fringe benefits, materials and supplies, capital outlay, and debt service.

**Personal Services:** Salary and wages of Village employees inclusive of overtime.

**Performance Management:** The M.A.P. program, as it is known in Oak Park, stands for Measure, Analyze, Perform and includes activities which ensure that organizational goals are consistently being met in an effective and efficient manner. Performance management can focus on the performance of an organization, a department, employee, or even the processes to build a product or service, as well as many other areas.

It is also known as a process by which organizations align their resources, systems and employees to strategic objectives and priorities.

**Program Budget:** Budget that presents all related expenditures associated with the completion of a particular function or process. i.e. Oak Park's budget reflects the expenditures (personnel, fringe benefits and associated costs for materials and supplies) in providing Police services for patrol and resident beat officers separately.

**Property Tax:** Revenue received by the Village that is collected by Cook County based on an established rate and then calculated against the equalized assessed valuation of property.

**Recommended Budget:** The Village Manager presents a recommended budget to the Board and Finance Committee each year. Once the Board has had opportunity to review and edit as it sees fit, the document evolves into the Adopted Budget.

**Revenues:** Sources of the Village's monetary resources, such as income from taxes, licenses, permits, fines and fees.

**Resources:** Total amounts available for appropriation during the fiscal year, including revenues, fund transfers and beginning fund balances.

**Revenue Bonds:** Bonds issued to construct capital facilities, repaid from revenue produced by the operation of those facilities. i.e. water rates assist in the payment of the debt service for the water revenue bonds the Village has issued in the past.

**Special Service Area:** A specially established district contained within the Village that is levied an additional special tax for the financing of improvements or services that benefit only the properties in that area. i.e. Special Service Area 6 funded additional streetscape improvements in the Oak Park/Eisenhower business district. Those property owners pay an additional tax for reimbursement to the Village for those improvements.

**Tax Increment Finance (TIF) District:** A Tax Increment Finance (TIF) District is a legally defined area that allows for the capture of property tax receipts above a base amount, usually the amount collected just before the district is created. This incremental property tax collected is then earmarked for economic development projects within the district.

**Total Department Full Time Equivalent (FTE's):** While many Village departments are solely funded with General Fund resources, a number of departments have staff members that are funded with non-General Fund resources. This summary identifies total number of department FTE's, by their supporting fund.

**Turnover:** Position turnover is an expenditure discount that reflects the difference between the Village's budgeted personnel costs and its anticipated cost savings from personnel events that occur throughout the year. Personnel events that contribute to position turnover discount include resignations, retirements, terminations, etc. While the Village budgets for all costs related to salaries, benefits and anticipated merit increases, the Village historically experiences budgetary savings in these areas.

**Unreserved Fund Balance:** Unreserved fund balance represents the equation of assets less liabilities and any other commitments on a given date. It also represents the accumulation of revenues in excess of expenditures over time.

**Village of Oak Park, Illinois  
Assessed Value and Actual Value of Taxable Property**

**Last Ten Levy Years**

Levy Year	Residential Property	Commercial Property	Industrial Property	Railroad Property	Less: Tax-Exempt Property	Total Taxable Assessed Value	Total Direct Tax Rate	Estimated Actual Taxable Value	Estimated Actual Taxable Value
2005	1,230,924,000	218,260,356	31,965,405	273,548	-	1,481,423,309	1.066	4,444,269,927	33.333%
2006	1,229,516,467	203,874,642	28,320,767	277,437	-	1,461,989,313	1.119	4,385,967,939	33.333%
2007	1,310,732,421	178,904,341	47,998,005	304,493	-	1,537,939,260	1.130	4,613,817,780	33.333%
2008	1,474,657,614	219,500,534	46,099,803	343,524	-	1,740,601,475	1.107	5,221,804,425	33.333%
2009	1,595,699,486	204,683,802	43,319,081	399,947	-	1,844,102,316	1.123	5,532,306,948	33.333%
2010	1,625,220,687	176,379,919	48,563,359	485,843	-	1,850,649,808	1.189	5,551,949,424	33.333%
2011	1,383,444,292	158,040,103	54,880,906	538,498	-	1,596,903,799	1.422	4,790,711,397	33.333%
2012	1,268,623,126	152,355,629	48,602,242	581,655	-	1,470,162,652	1.563	4,410,487,956	33.333%
2013	1,177,616,951	147,197,290	43,727,696	674,123	-	1,369,216,060	1.799	4,107,648,180	33.333%
2014	1,245,449,945	130,674,617	6,194,369	686,942	-	1,383,005,873	1.841	4,149,017,619	33.333%

Data Source  
Office of the County Clerk

Note : Property in the Village is reassessed each year. Property is assessed at 33% of actual value.

**OAK PARK TOWNSHIP, ILLINOIS  
PRINCIPAL EMPLOYERS**

2015

Employer	Employees	Rank	Percentage of Oak Park population
West Suburban Hospital Medical Center	1,341	1	2.57%
Rush Oak Park Hospital	980	2	1.88%
School District 97	733	3	1.41%
School District 200	636	4	1.22%
Village of Oak Park	375	5	0.72%
Park District of Oak Park	350	6	0.67%
Jewel/Osco	258	7	0.50%
West Cook YMCA	183	8	0.35%
United States Postal Service	154	9	0.30%
Hephzibah Children's Association	134	10	0.26%
<b>Total</b>	<b>5,144</b>		<b>9.87%</b>

N/A - Information not available

Source:  
Oak Park Development Corporation

**Village of Oak Park, Illinois  
Principal Property Taxpayers**

**Current Year and Nine Years Ago**

Taxpayer	2014			2005		
	Taxable Assessed Value	Rank	Percentage of Total Assessed Valuation	Taxable Assessed Value	Rank	Percentage of Total Assessed Valuation
Oak Park Hospital	10,393,997	1	0.75%	10,533,400	1	0.71%
Vanguard Health System	9,283,058	2	0.67%	-		0.00%
Ryan LLC	4,794,838	3	0.35%	-		0.00%
Shaker and Associates	4,506,934	4	0.33%	3,748,068	10	0.25%
1120 Club	4,018,986	5	0.29%	-		0.00%
OPP Apts	3,977,371	6	0.29%	-		0.00%
Greenplan Property Management, Inc.	3,426,604	7	0.25%	7,475,439	3	0.50%
US Reif Park	2,668,785	8	0.19%	-		0.00%
SDOP Corp	2,372,739	9	0.17%	-		0.00%
Harlem Real Estate LLC	2,081,936	10	0.15%	-		0.00%
RK Management			0.00%	3,807,850	9	0.26%
AIMCO - Holly Court Terrace	-		0.00%	5,280,110	8	0.36%
R.P. Fox & Associates, Inc.	-		0.00%	5,467,003	7	0.37%
Marc Realty			0.00%	5,655,418	6	0.38%
CNL Retirement	-		0.00%	5,737,552	5	0.39%
Oak Park Residence Corp	-		0.00%	5,778,828	4	0.39%
McCollum Realty	-		0.00%	7,619,642	2	0.51%
	<u>47,525,248</u>		<u>3.44%</u>	<u>61,103,310</u>		<u>4.12%</u>

NOTE:

Every effort has been made to seek out and report the largest taxpayers. However, many of the taxpayers contain multiple parcels, and it is possible that some parcels and their valuations have been overlooked.

Data Source

Office of the County Clerk



## Village of Oak Park Pension Summary

Qualifying Village employees participate in one of the following three pension plans, depending on the position:

- 1) Illinois Municipal Retirement Fund (IMRF)
- 2) Police Pension
- 3) Firefighters' Pension

All three plans are governed under the Illinois Compiled Statutes. Both the Police and Firefighters' pensions are considered single -employer plans, while IMRF is structured as an agent multiple-employer plan. The single employer plans for eligible sworn public safety employees are independently managed by Village's Police and Fire Pension Plan Boards while IMRF is managed by a separate organization not connected to the Village.

Employee contributions into each plan are set by State statute and summarized as follow:

- 1) IMRF 4.5% of pensionable salary
- 2) Police 9.91% of pensionable salary
- 3) Fire 9.455% of pensionable salary

IMRF determines the employer contributions on an annual basis and in recent years it approximated 14%. The Village contributions for the public safety pensions are determined by an independent actuarial valuation and the Village typically levies the recommended actuarial amount which is then directly distributed to each pension plan from the Cook County's Treasurer's Office.

Pension plan funding ratios for last five years are summarized below:

	Actuarial Value <u>Assets</u>	Actuarial Accrued <u>Liability</u>	Funding <u>Ratio</u>	Notes
Police Pension 12/31/11	69,560,813	116,975,968	59.5%	
Police Pension 12/31/12	75,288,859	123,975,581	60.7%	
Police Pension 12/31/13	83,892,130	128,124,811	65.5%	
Police Pension 12/31/14	86,522,448	142,947,184	60.5%	
Police Pension 12/31/15	83,943,327	166,243,636	50.5%	Revised certain actuarial assumptions
Fire Pension 12/31/11	37,041,712	84,791,947	43.7%	
Fire Pension 12/31/12	39,662,677	84,464,421	47.0%	
Fire Pension 12/31/13	44,183,874	87,446,877	50.5%	
Fire Pension 12/31/14	44,972,995	94,816,133	47.4%	
Fire Pension 12/31/15	43,203,943	118,230,456	36.5%	Revised certain actuarial assumptions
IMRF 12/31/11	26,299,225	38,703,437	68.0%	
IMRF 12/31/12	29,362,674	40,030,007	73.4%	
IMRF 12/31/13	34,033,110	41,482,935	82.0%	
IMRF 12/31/14	35,497,000	43,441,476	81.7%	
IMRF 12/31/15	97,255,320	105,752,682	92.0%	Asset/liability increases due to a GASB change in reporting requirements

## Village of Oak Park Bond Rating History

**Reference Key:**

Aaa	Prime
Aa1	High Grade
Aa2	High Grade
Aa3	High Grade
<b>A1</b>	<b>Upper Medium Grade</b>
A2	Upper Medium Grade
A3	Upper Medium Grade
Baa1	Lower Medium Grade
Baa2	Lower Medium Grade
Baa3	Lower Medium Grade
Ba1	Non-Investment Grade/Speculative
Ba2	Non-Investment Grade/Speculative
Ba3	Non-Investment Grade/Speculative
B1	Highly Speculative
B2	Highly Speculative
B3	Highly Speculative
Caa1	Substantial Risks
Caa2	Extremely Speculative
Caa3	Default Imminent
Ca	Default Imminent
C	In Default

<u>Year</u>	<u>Moody's Rating</u>	<u>Note</u>
1995	A1	
1998	Aa3	Upgrade
2009	Aa2	Upgrade
2014	Aa3	Downgrade
2016	A1	Downgrade

**Village of Oak Park**  
**Debt Amortization Schedules**  
**1/1/17 to Final Maturity**

Fund: 4025  
 2006A

<u>Payment Date</u>	<u>Interest</u>	<u>Principal</u>
05/01/17	4,594	
11/01/17	4,594	210,000
TOTALS	<u>9,188</u>	<u>210,000</u>

**Village of Oak Park**  
**Debt Amortization Schedules**  
**1/1/17 to Final Maturity**

Fund: 2098		
2006C Revenue Bonds		
<u>Payment Date</u>	<u>Interest</u>	<u>Principal</u>
06/01/17	191,381	
12/01/17	191,381	790,000
06/01/18	175,581	
12/01/18	175,581	820,000
06/01/19	159,181	
12/01/19	159,181	830,000
06/01/20	142,581	
12/01/20	142,581	845,000
06/01/21	125,681	
12/01/21	125,681	870,000
06/01/22	107,738	
12/01/22	107,738	920,000
06/01/23	88,188	
12/01/23	88,188	980,000
06/01/24	67,363	
12/01/24	67,363	1,000,000
06/01/25	46,113	
12/01/25	46,113	1,050,000
06/01/26	23,800	
12/01/26	23,800	1,120,000
 TOTALS	 <u>2,255,213</u>	 <u>9,225,000</u>

**Village of Oak Park**  
**Debt Amortization Schedules**  
**1/1/17 to Final Maturity**

Fund: 4025

2007

<u>Payment Date</u>	<u>Interest</u>	<u>Principal</u>
05/01/17	35,100	
11/01/17	35,100	400,000
05/01/18	27,500	
11/01/18	27,500	400,000
05/01/19	19,800	
11/01/19	19,800	300,000
05/01/20	13,950	
11/01/20	13,950	200,000
05/01/21	10,000	
11/01/21	10,000	500,000
<b>TOTALS</b>	<u>212,700</u>	<u>1,800,000</u>

**Village of Oak Park**  
**Debt Amortization Schedules**  
**1/1/17 to Final Maturity**

Fund: 4025

2007A

<u>Payment Date</u>	<u>Interest</u>	<u>Principal</u>
05/01/17	73,200	
11/01/17	73,200	865,000
05/01/18	55,900	
11/01/18	55,900	895,000
05/01/19	38,000	
11/01/19	38,000	935,000
05/01/20	19,300	
11/01/20	19,300	965,000
 TOTALS	 <u>372,800</u>	 <u>3,660,000</u>

**Village of Oak Park**  
**Debt Amortization Schedules**  
**1/1/17 to Final Maturity**

Funds: 5040, 5060  
2010C

<u>Payment Date</u>	<u>Interest</u>	<u>Principal</u>
05/01/17	131,900	
11/01/17	131,900	1,455,000
05/01/18	102,800	
11/01/18	102,800	1,520,000
05/01/19	72,400	
11/01/19	72,400	1,585,000
05/01/20	40,700	
11/01/20	40,700	1,075,000
05/01/21	19,200	
11/01/21	19,200	305,000
05/01/22	13,100	
11/01/22	13,100	320,000
05/01/23	6,700	
11/01/23	6,700	335,000
TOTALS	773,600	6,595,000

**Village of Oak Park**  
**Debt Amortization Schedules**  
**1/1/17 to Final Maturity**

Fund: 2098  
2011A

<u>Payment Date</u>	<u>Interest</u>	<u>Principal</u>
01/01/17	34,250	620,000
07/01/17	27,275	
01/01/18	27,275	640,000
07/01/18	19,275	
01/01/19	19,275	660,000
07/01/19	10,200	
01/01/20	10,200	680,000
TOTALS	<u>147,750</u>	<u>2,600,000</u>



**Village of Oak Park**  
**Debt Amortization Schedules**  
**1/1/17 to Final Maturity**

Funds: 4025, 5040  
2011B

<u>Payment Date</u>	<u>Interest</u>	<u>Principal</u>
01/01/17	83,134	30,000
07/01/17	82,684	
01/01/18	82,684	30,000
07/01/18	82,234	
01/01/19	82,234	30,000
07/01/19	81,784	
01/01/20	81,784	30,000
07/01/20	81,334	
01/01/21	81,334	665,000
07/01/21	70,944	
01/01/22	70,944	1,455,000
07/01/22	47,300	
01/01/23	47,300	1,035,000
07/01/23	29,834	
01/01/24	29,834	840,000
07/01/24	15,134	
01/01/25	15,134	835,000
 TOTALS	 <u>1,065,634</u>	 <u>4,950,000</u>

**Village of Oak Park**  
**Debt Amortization Schedules**  
**1/1/17 to Final Maturity**

Funds: 4025, 5040

2012A

<u>Payment Date</u>	<u>Interest</u>	<u>Principal</u>
05/01/17	74,600	
11/01/17	74,600	825,000
05/01/18	66,350	
11/01/18	66,350	1,050,000
05/01/19	55,850	
11/01/19	55,850	1,100,000
05/01/20	44,850	
11/01/20	44,850	735,000
05/01/21	37,500	
11/01/21	37,500	970,000
05/01/22	27,800	
11/01/22	27,800	410,000
05/01/23	23,700	
11/01/23	23,700	630,000
05/01/24	17,400	
11/01/24	17,400	705,000
05/01/25	10,350	
11/01/25	10,350	730,000
05/01/26	3,050	
11/01/26	3,050	305,000
<b>TOTALS</b>	<u><u>722,900</u></u>	<u><u>7,460,000</u></u>

**Village of Oak Park**  
**Debt Amortization Schedules**  
**1/1/17 to Final Maturity**

Fund: 4025  
2015A

<u>Payment Date</u>	<u>Interest</u>	<u>Principal</u>
05/01/17	177,075	
11/01/17	177,075	630,000
05/01/18	170,775	
11/01/18	170,775	650,000
05/01/19	164,275	
11/01/19	164,275	935,000
05/01/20	154,925	
11/01/20	154,925	1,070,000
05/01/21	144,225	
11/01/21	144,225	625,000
05/01/22	134,850	
11/01/22	134,850	530,000
05/01/23	126,900	
11/01/23	126,900	980,000
05/01/24	112,200	
11/01/24	112,200	1,010,000
05/01/25	97,050	
11/01/25	97,050	1,540,000
05/01/26	73,950	
11/01/26	73,950	1,690,000
05/01/27	48,600	
11/01/27	48,600	1,705,000
05/01/28	23,025	
11/01/28	23,025	1,535,000
TOTALS	<u>2,855,700</u>	<u>12,900,000</u>

**Village of Oak Park**  
**Debt Amortization Schedules**  
**1/1/17 to Final Maturity**

Fund: 4025  
2015B

<u>Payment Date</u>	<u>Interest</u>	<u>Principal</u>
05/01/17	140,944	
11/01/17	140,944	400,000
05/01/18	134,944	
11/01/18	134,944	420,000
05/01/19	128,644	
11/01/19	128,644	430,000
05/01/20	122,194	
11/01/20	122,194	450,000
05/01/21	115,444	
11/01/21	115,444	240,000
05/01/22	111,844	
11/01/22	111,844	250,000
05/01/23	108,094	
11/01/23	108,094	260,000
05/01/24	104,194	
11/01/24	104,194	270,000
05/01/25	100,144	
11/01/25	100,144	280,000
05/01/26	95,944	
11/01/26	95,944	285,000
05/01/27	91,669	
11/01/27	91,669	295,000
05/01/28	87,244	
11/01/28	87,244	310,000
05/01/29	82,594	
11/01/29	82,594	320,000
05/01/30	77,594	
11/01/30	77,594	330,000
05/01/31	72,231	
11/01/31	72,231	340,000
05/01/32	66,494	
11/01/32	66,494	355,000
05/01/33	60,503	
11/01/33	60,503	365,000
05/01/34	54,116	
11/01/34	54,116	380,000
05/01/35	47,466	
11/01/35	47,466	390,000
05/01/36	40,641	
11/01/36	40,641	405,000
05/01/37	33,300	
11/01/37	33,300	420,000
05/01/38	25,688	
11/01/38	25,688	440,000
05/01/39	17,438	
11/01/39	17,438	455,000
05/01/40	8,906	
11/01/40	8,906	475,000
TOTALS	<u>3,856,538</u>	<u>8,565,000</u>

**Village of Oak Park**  
**Debt Amortization Schedules**  
**1/1/17 to Final Maturity**

Fund: 4025  
2016A

<u>Payment Date</u>	<u>Interest</u>	<u>Principal</u>
05/01/17	320,059	
11/01/17	320,059	
05/01/18	320,059	
11/01/18	320,059	
05/01/19	320,059	
11/01/19	320,059	
05/01/20	320,059	
11/01/20	320,059	
05/01/21	320,059	
11/01/21	320,059	
05/01/22	320,059	
11/01/22	320,059	175,000
05/01/23	317,434	
11/01/23	317,434	185,000
05/01/24	314,659	
11/01/24	314,659	155,000
05/01/25	312,334	
11/01/25	312,334	560,000
05/01/26	303,934	
11/01/26	303,934	1,075,000
05/01/27	287,809	
11/01/27	287,809	1,210,000
05/01/28	269,659	
11/01/28	269,659	1,445,000
05/01/29	247,984	
11/01/29	247,984	3,190,000
05/01/30	200,134	
11/01/30	200,134	3,955,000
05/01/31	138,338	
11/01/31	138,338	4,110,000
05/01/32	71,550	
11/01/32	71,550	4,240,000
<b>TOTALS</b>	<b><u>8,768,388</u></b>	<b><u>20,300,000</u></b>

**Village of Oak Park**  
**Debt Amortization Schedules**  
**1/1/17 to Final Maturity**

Fund: 4025  
2016B

<u>Payment Date</u>	<u>Interest</u>	<u>Principal</u>
05/01/17	67,998	
11/01/17	67,998	
05/01/18	67,998	
11/01/18	67,998	
05/01/19	67,998	
11/01/19	67,998	190,000
05/01/20	66,478	
11/01/20	66,478	195,000
05/01/21	64,528	
11/01/21	64,528	195,000
05/01/22	62,285	
11/01/22	62,285	200,000
05/01/23	59,785	
11/01/23	59,785	205,000
05/01/24	57,018	
11/01/24	57,018	210,000
05/01/25	53,973	
11/01/25	53,973	220,000
05/01/26	50,563	
11/01/26	50,563	225,000
05/01/27	46,850	
11/01/27	46,850	230,000
05/01/28	42,825	
11/01/28	42,825	240,000
05/01/29	38,325	
11/01/29	38,325	250,000
05/01/30	33,638	
11/01/30	33,638	260,000
05/01/31	28,763	
11/01/31	28,763	270,000
05/01/32	23,700	
11/01/32	23,700	280,000
05/01/33	18,100	
11/01/33	18,100	290,000
05/01/34	12,300	
11/01/34	12,300	300,000
05/01/35	6,300	
11/01/35	6,300	315,000
<b>TOTALS</b>	<b>1,738,840</b>	<b>4,075,000</b>

**Village of Oak Park**  
**Debt Amortization Schedules**  
**1/1/17 to Final Maturity**

Fund: 4025  
2016C

<u>Payment Date</u>	<u>Interest</u>	<u>Principal</u>
05/01/17	31,831	
11/01/17	31,831	
05/01/18	31,831	
11/01/18	31,831	
05/01/19	31,831	
11/01/19	31,831	50,000
05/01/20	31,406	
11/01/20	31,406	50,000
05/01/21	30,881	
11/01/21	30,881	2,745,000
TOTALS	<u>315,563</u>	<u>2,845,000</u>

**Village of Oak Park**  
**Debt Amortization Schedules**  
**1/1/17 to Final Maturity**

Fund: 4025  
2016D

<u>Payment Date</u>	<u>Interest</u>	<u>Principal</u>
05/01/17	152,641	
11/01/17	152,641	
05/01/18	152,641	
11/01/18	152,641	
05/01/19	152,641	
11/01/19	152,641	125,000
05/01/20	150,766	
11/01/20	150,766	750,000
05/01/21	139,516	
11/01/21	139,516	25,000
05/01/22	139,141	
11/01/22	139,141	800,000
05/01/23	127,141	
11/01/23	127,141	800,000
05/01/24	115,141	
11/01/24	115,141	800,000
05/01/25	103,141	
11/01/25	103,141	600,000
05/01/26	94,141	
11/01/26	94,141	800,000
05/01/27	82,141	
11/01/27	82,141	600,000
05/01/28	73,141	
11/01/28	73,141	600,000
05/01/29	64,141	
11/01/29	64,141	600,000
05/01/30	55,141	
11/01/30	55,141	200,000
05/01/31	52,141	
11/01/31	52,141	200,000
05/01/32	49,141	
11/01/32	49,141	200,000
05/01/33	46,016	
11/01/33	46,016	905,000
05/01/34	31,875	
11/01/34	31,875	1,000,000
05/01/35	16,250	
11/01/35	16,250	500,000
05/01/36	8,125	
11/01/36	8,125	500,000
<b>TOTALS</b>	<b><u>3,610,031</u></b>	<b><u>10,005,000</u></b>



**Village of Oak Park**  
**Debt Amortization Schedules**  
**1/1/17 to Final Maturity**

Fund: 5060  
2016E

<u>Payment Date</u>	<u>Interest</u>	<u>Principal</u>
05/01/17	149,638	
11/01/17	179,566	
05/01/18	179,566	
11/01/18	179,566	410,000
05/01/19	173,416	
11/01/19	173,416	420,000
05/01/20	167,116	
11/01/20	167,116	435,000
05/01/21	160,591	
11/01/21	160,591	445,000
05/01/22	153,916	
11/01/22	153,916	460,000
05/01/23	147,016	
11/01/23	147,016	475,000
05/01/24	139,891	
11/01/24	139,891	485,000
05/01/25	132,616	
11/01/25	132,616	500,000
05/01/26	125,116	
11/01/26	125,116	515,000
05/01/27	117,391	
11/01/27	117,391	530,000
05/01/28	109,109	
11/01/28	109,109	550,000
05/01/29	100,172	
11/01/29	100,172	565,000
05/01/30	90,638	
11/01/30	90,638	585,000
05/01/31	80,400	
11/01/31	80,400	605,000
05/01/32	68,300	
11/01/32	68,300	630,000
05/01/33	55,700	
11/01/33	55,700	655,000
05/01/34	42,600	
11/01/34	42,600	680,000
05/01/35	29,000	
11/01/35	29,000	710,000
05/01/36	14,800	
11/01/36	14,800	740,000
<b>TOTALS</b>	<b><u>4,503,904</u></b>	<b><u>10,395,000</u></b>

**Village of Oak Park  
Non-Bond Debt Maturity Schedule**

Payment Date	3032.43900.851.570751/2 FMB (Fire Truck)		3032.43900.851.570751/2 Republic (Fire Truck)		1001.46260.101.581807/8 Pan American (Volvo)		1001.46260.101.581807/8 Community Bank OPRF		3032.43900.851.570751/2 FMB (Ambulance)		Consolidated Total		
	Interest	Principal	Interest	Principal	Interest	Principal	Interest	Principal	Interest	Principal	Interest	Principal	Total Payment
01/01/17							14,728	234,254			14,728	234,254	248,982
02/01/17			9,576	89,686							9,576	89,686	99,262
03/18/17					3,412	39,858					3,412	39,858	43,271
06/01/17									5,707	66,076	5,707	66,076	71,783
06/18/17					3,183	40,088					3,183	40,088	43,271
07/01/17							11,661	237,320			11,661	237,320	248,982
09/18/17					2,875	40,396					2,875	40,396	43,271
12/18/17					2,538	40,733					2,538	40,733	43,271
12/30/17	19,489	75,369									19,489	75,369	94,858
01/01/18							8,943	240,038			8,943	240,038	248,982
02/01/18			4,909	94,353							4,909	94,353	99,262
03/18/18					2,204	41,066					2,204	41,066	43,271
06/01/18									3,857	67,926	3,857	67,926	71,783
06/18/18					1,938	41,332					1,938	41,332	43,271
07/01/18							5,901	243,080			5,901	243,080	248,982
09/18/18					1,622	41,649					1,622	41,649	43,271
12/18/18					1,288	41,983					1,288	41,983	43,271
12/30/18	16,971	77,886									16,971	77,886	94,858
01/01/19							3,017	245,964			3,017	245,964	248,982
03/18/19					959	42,312					959	42,312	43,271
06/01/19									1,955	69,828	1,955	69,828	71,783
06/18/19					656	42,615					656	42,615	43,271
09/18/19					329	42,941					329	42,941	43,271
12/30/19	14,370	80,488									14,370	80,488	94,858
12/30/20	11,682	83,176									11,682	83,176	94,858
12/30/21	8,903	85,954									8,903	85,954	94,858
12/30/22	6,033	88,825									6,033	88,825	94,858
12/30/23	3,066	91,792									3,066	91,792	94,858
<b>TOTALS</b>	<b>80,513</b>	<b>583,490</b>	<b>14,486</b>	<b>184,039</b>	<b>21,004</b>	<b>454,974</b>	<b>44,251</b>	<b>1,200,657</b>	<b>11,520</b>	<b>203,830</b>	<b>171,774</b>	<b>2,626,990</b>	<b>2,798,764</b>

**Village of Oak Park**  
**Projected Outstanding Debt Balances**  
**1/1/16 - 12/31/17**

DEBT	1/1/16 Balance		2016 New Issues		2016 Debt Payments		12/31/16 Balance		2017 New Issues		2017 Debt Payments		12/31/17 Balance		
	Principal	Interest	Principal	Interest	Principal	Interest	Principal	Interest	Principal	Interest	Principal	Interest	Principal	Interest	Total
2006A Bonds	345,000	24,281	-	-	(135,000)	(15,094)	210,000	9,188	-	-	(210,000)	(9,188)	-	(0)	(0)
2006B Bonds- (Refunded by 2016A)	19,606,452	17,463,548	(19,528,837)	(17,416,163)	(77,615)	(47,385)	-	-	-	-	-	-	-	-	-
2006C Bonds	9,995,000	2,668,775	-	-	(770,000)	(413,563)	9,225,000	2,255,213	-	-	(790,000)	(382,763)	8,435,000	1,872,450	10,307,450
2007 Bonds	2,300,000	301,650	-	-	(500,000)	(88,950)	1,800,000	212,700	-	-	(400,000)	(70,200)	1,400,000	142,500	1,542,500
2007A Bonds	4,495,000	552,600	-	-	(835,000)	(179,800)	3,660,000	372,800	-	-	(865,000)	(146,400)	2,795,000	226,400	3,021,400
2010A Bonds	1,480,000	22,200	-	-	(1,480,000)	(22,200)	-	-	-	-	-	-	-	-	-
2010C Bonds	8,005,000	1,093,800	-	-	(1,410,000)	(320,200)	6,595,000	773,600	-	-	(1,455,000)	(263,800)	5,140,000	509,800	5,649,800
2011A Bonds	3,200,000	222,250	-	-	(600,000)	(74,500)	2,600,000	147,750	-	-	(620,000)	(61,525)	1,980,000	86,225	2,066,225
2011B Bonds	4,980,000	1,232,353	-	-	(30,000)	(166,719)	4,950,000	1,065,634	-	-	(30,000)	(165,819)	4,920,000	899,816	5,819,816
2012A Bonds	8,165,000	886,200	-	-	(705,000)	(163,300)	7,460,000	722,900	-	-	(825,000)	(149,200)	6,635,000	573,700	7,208,700
2015A Bonds	13,470,000	3,210,080	-	-	(570,000)	(354,380)	12,900,000	2,855,700	-	-	(630,000)	(354,150)	12,270,000	2,501,550	14,771,550
2015B Bonds	9,000,000	4,109,692	-	-	(435,000)	(253,155)	8,565,000	3,856,538	-	-	(400,000)	(281,888)	8,165,000	3,574,650	11,739,650
2016A Bonds- (Refunded 2006B)	-	-	20,300,000	9,143,568	-	(375,181)	20,300,000	8,768,387	-	-	-	(640,119)	20,300,000	8,128,269	28,428,269
2016B Bonds- (Proceeds Escrowed)	-	-	4,075,000	1,818,548	-	(79,708)	4,075,000	1,738,840	-	-	-	(135,995)	4,075,000	1,602,845	5,677,845
2016C Bonds- (Proceeds Escrowed)	-	-	2,845,000	352,876	-	(37,313)	2,845,000	315,563	-	-	-	(63,663)	2,845,000	251,900	3,096,900
2016D Bonds - (2016 CIP)	-	-	10,005,000	3,610,031	-	-	10,005,000	3,610,031	-	-	-	(305,282)	10,005,000	3,304,749	13,309,749
2016E Bonds (L&F Garage)	-	-	10,395,000	4,503,904	-	-	10,395,000	4,503,904	-	-	-	(329,204)	10,395,000	4,174,700	14,569,700
2017 Bonds (Estimated for 2017 CIP)	-	-	-	-	-	-	-	-	12,000,000	3,300,000	-	-	12,000,000	3,300,000	15,300,000
FMB (Ambulance)	33,597	278	-	-	(33,597)	(278)	-	-	-	-	-	-	-	-	-
FMB (Fire Truck)	656,423	102,438	-	-	(72,933)	(21,925)	583,490	80,513	-	-	(75,369)	(19,489)	508,121	61,025	569,146
Republic (Fire Truck)	269,289	28,498	-	-	(85,250)	(14,012)	184,039	14,486	-	-	(89,686)	(9,576)	94,353	4,909	99,262
Pan American (Volvo)	611,191	37,870	-	-	(156,217)	(16,866)	454,974	21,004	-	-	(161,075)	(12,007)	293,899	8,997	302,895
FMB (2016 Ambulance)	-	-	203,830	11,520	-	-	203,830	11,520	-	-	(66,076)	(5,707)	137,754	5,812	143,566
Community Bank OPRF	1,430,000	63,890	-	-	(229,343)	(19,639)	1,200,657	44,251	-	-	(471,574)	(26,389)	729,083	17,862	746,945
	88,041,953	32,020,403	28,294,993	2,024,284	(8,124,956)	(2,664,166)	108,211,990	31,380,520	12,000,000	3,300,000	(7,088,780)	(3,432,362)	113,123,210	31,248,158	144,371,368

**Village of Oak Park  
Sales Tax Historical Data**

	General <u>Merchandise</u>	Food	Drinking/ <u>Eating</u>	Apparel	Furniture/ <u>Household</u>	Lumber/ <u>Hardware</u>	Automotive/ <u>Gas</u>	Drugs/ <u>Misc Retail</u>	Agriculture/ <u>Others</u>	Manufacturers	<u>Total</u>	Increase (Decrease) Over <u>Prior Yr</u>
Calendar Year 2015 Retailers' Occupation	42,551	826,330	814,456	114,240	72,595	43,227	559,072	592,766	472,715	65,743	<b>3,603,695</b>	
Calendar Year 2015 Home Rule	<u>36,703</u>	<u>283,824</u>	<u>808,085</u>	<u>114,192</u>	<u>72,595</u>	<u>42,989</u>	<u>334,727</u>	<u>194,898</u>	<u>429,707</u>	<u>56,215</u>	<b>2,373,935</b>	
Total	79,254	1,110,154	1,622,541	228,432	145,190	86,216	893,799	787,664	902,422	121,958	<b>5,977,630</b>	<b>120,001</b>
Calendar Year 2014 Retailers' Occupation	37,282	668,679	782,926	120,681	81,000	30,697	575,138	839,793	249,020	75,041	<b>3,460,257</b>	
Calendar Year 2014 Home Rule	<u>32,312</u>	<u>202,341</u>	<u>775,860</u>	<u>120,609</u>	<u>81,000</u>	<u>29,751</u>	<u>388,665</u>	<u>470,552</u>	<u>229,437</u>	<u>66,845</u>	<b>2,397,372</b>	
Total	69,594	871,020	1,558,786	241,290	162,000	60,448	963,803	1,310,345	478,457	141,886	<b>5,857,629</b>	<b>17,338</b>
Calendar Year 2013 Retailers' Occupation	35,044	817,035	731,104	116,956	56,623	27,896	580,162	803,744	246,710	74,161	<b>3,489,435</b>	
Calendar Year 2013 Home Rule	<u>31,491</u>	<u>263,703</u>	<u>726,020</u>	<u>116,820</u>	<u>56,607</u>	<u>26,956</u>	<u>409,894</u>	<u>455,888</u>	<u>198,604</u>	<u>64,873</u>	<b>2,350,856</b>	
Total	66,535	1,080,738	1,457,124	233,776	113,230	54,852	990,056	1,259,632	445,314	139,034	<b>5,840,291</b>	<b>53,841</b>
Calendar Year 2012 Retailers' Occupation	38,121	799,357	720,612	119,716	95,964	24,652	554,192	787,593	241,452	71,799	<b>3,453,458</b>	
Calendar Year 2012 Home Rule	<u>33,137</u>	<u>255,381</u>	<u>710,365</u>	<u>119,584</u>	<u>95,897</u>	<u>23,855</u>	<u>389,043</u>	<u>449,703</u>	<u>192,892</u>	<u>63,135</u>	<b>2,332,992</b>	
Total	71,258	1,054,738	1,430,977	239,300	191,861	48,507	943,235	1,237,296	434,344	134,934	<b>5,786,450</b>	

## Village of Oak Park Tax Levy Summary

*Note: Schedule includes automatic County "loss" add-on amount*

	<u>Corporate</u>	<u>Debt</u>	<u>Police Pension</u>	<u>Fire Pension</u>	<u>Total</u>		<u>VOP EAV</u>	<u>VOP Tax Rate</u>		<u>SSA #1</u>	<u>SSA #7</u>
Tax Year 2015	14,072,280	5,156,580	4,606,123	3,681,648	27,516,631		1,334,441,513	2.062%		321,644	7,145
Tax Year 2014	13,662,408	4,317,216	4,062,179	3,418,123	25,459,926		1,383,005,873	1.841%		396,341	7,145
Tax Year 2013	13,147,408	4,151,588	4,004,160	3,321,736	24,624,892		1,369,216,060	1.798%		254,762	-
Tax Year 2012	12,764,474	3,220,248	3,678,259	3,311,313	22,974,294		1,470,162,652	1.563%		77,250	-
Tax Year 2011	12,392,693	3,675,229	3,582,302	3,044,593	22,694,817		1,596,903,799	1.421%		231,750	-
Tax Year 2010	12,031,741	2,697,521	4,046,795	3,228,201	22,004,258		1,850,649,808	1.189%		221,450	-