

2020 - 2024

Capital Improvement Plan (CIP)

Adopted December 2, 2019



Village of Oak Park
Fiscal Year 2020 Adopted Capital Improvement Plan
Table of Contents

<u>Description</u>	<u>CIP Project Category</u>	<u>Page Start</u>
Adopted CIP Executive Summary	N/A	3
Timeline	N/A	4
Introduction	N/A	5
Overview Non Enterprise CIP	N/A	6
Project Priority Scale	N/A	7
Fund 3095- CIP Fund Overview	General	8
Fund 3095- CIP Fund Detail	General	9
Fund 2072- Madison Street TIF	General	63
Fund 4002- Colt Westgate	General	67
Fund 2083- CDBG	General	69
Fund 2310- Sustainability	General	74
Fund 3012- Building Improvement Overview	Building Improvements	80
Fund 3012- Building Improvement Detail	Building Improvements	81
Fund 2072- Madison Street TIF	Building Improvements	165
Fund 3032- Fleet Replacement Overview	Fleet	169
Fund 3032- Fleet Replacement Detail	Fleet	170
Fund 3029- Equipment Replacement Overview	Equipment	176
Fund 3029- Equipment Replacement Detail	Equipment	177
Overview Enterprise CIP	N/A	194
Parking Fund	All	195
Water Fund	All	209

Village of Oak Park 2020-2024 Adopted CIP Executive Summary									
	Actual 2017	Actual 2018	Year End Estimate 2019	Recommended Budget 2020	Forecast 2021	Forecast 2022	Forecast 2023	Forecast 2024	Total Five Year Plan 2020-2024
Beginning Fund Balance in Capital Funds (Note 6)	5,261,386	9,425,641	4,681,410	766,719	135,016	135,016	135,016	135,016	
CIP Revenue Sources									
Main Capital Dedicated Non-Bond Revenue Sources (Note 3)	3,490,543	3,592,495	3,370,000	4,170,000	4,295,100	4,423,953	4,556,672	4,693,372	22,139,097
Main Capital Grants	291,396	42,016	2,512,280	2,900,000	-	-	-	-	2,900,000
Main Capital Interfund Transfers- Non CIP Funds (i.e. MFT)	-	1,836,000	1,690,000	1,930,000	-	-	-	-	1,930,000
Main Capital Other Sources	73,900	28,214	24,000	24,000	-	-	-	-	24,000
Main Capital Bond Issuances	13,200,000	-	-	15,629,883	31,000,000	-	-	-	46,629,883
Main Capital Interfund Transfer Debt Service Fund (Reserves)	-	-	-	725,000	-	-	-	-	725,000
To Be Determined CIP Funding Sources				870,117	19,281,519	18,104,127	12,421,600	4,754,738	55,432,102
Main Capital Debt Service Fund Reserve Draw Down	-	-	-	-	-	-	-	-	-
Main Capital Sale of Assets (Fleet Fund)	27,875	-	-	-	-	-	-	-	-
Main Capital Bank Loan Proceeds (Fleet Fund)	-	-	-	-	-	-	-	-	-
Equipment Replacement Fund Grants	-	-	85,176	182,984	-	-	-	-	182,984
Building Improvement Fund Grants	-	-	-	20,000	-	-	-	-	20,000
Interfund Transfers In- CIP Subfunds	2,744,000	2,564,210	942,000	6,495,000	-	-	-	-	6,495,000
RICO Fund Transfers	150,000	190,000	250,000	214,000	-	-	-	-	214,000
Madison St. TIF Increment/Reserves (FY20)	275,093	841,141	11,282,101	7,486,315	-	-	-	-	7,486,315
Sustainability Dedicated Revenues	-	-	170,000	540,000	420,000	150,000	225,000	-	1,335,000
Enterprise Fund Parking User Fees	1,588,763	1,200,672	996,628	2,395,168	1,385,000	1,390,000	1,299,000	1,010,000	7,479,168
Enterprise Fund Water User Fees	2,037,695	2,143,838	4,896,140	9,165,746	9,877,000	10,699,000	9,841,000	4,485,000	44,067,746
Total Revenues	23,879,265	12,438,586	26,218,325	52,748,213	66,258,619	34,767,080	28,343,272	14,943,110	197,060,295
Expenditures by CIP Fund									
Main Capital Subfund Building Improvements	947,464	260,647	528,733	4,425,000	33,626,150	656,000	630,000	653,500	39,990,650
Main Capital Subfund Equipment Replacement	954,079	327,761	721,682	2,066,336	394,000	296,000	296,000	-	3,052,336
Main Capital Subfund Fleet Replacement (Note 2)	658,055	1,381,712	1,735,218	983,858	2,073,000	2,411,000	1,664,000	1,842,000	8,973,858
Main Capital (Note 1)	10,509,861	8,462,835	8,860,514	19,822,493	18,483,469	19,165,080	14,388,272	6,952,610	78,811,925
Interfund Transfers Out- CIP Subfunds	2,744,000	2,564,210	942,000	6,495,000	-	-	-	-	6,495,000
Madison St. TIF	275,093	841,141	11,282,101	7,486,315	-	-	-	-	7,486,315
Sustainability (Note 5)	-	-	170,000	540,000	420,000	150,000	225,000	-	1,335,000
Parking (Note 5)	1,588,763	1,200,672	996,628	2,395,168	1,385,000	1,390,000	1,299,000	1,010,000	7,479,168
Water (Note 5)	2,037,695	2,143,838	4,896,140	9,165,746	9,877,000	10,699,000	9,841,000	4,485,000	44,067,746
Total Expenditures	19,715,010	17,182,816	30,133,016	53,379,916	66,258,619	34,767,080	28,343,272	14,943,110	197,691,998
Net Surplus/(Deficiency)	4,164,255	(4,744,230)	(3,914,691)	(631,703)	-	-	-	-	(631,703)
Fund Balance Audited Restatements/Adjustments	-	-	-	-	-	-	-	-	-
Ending Fund Balance (Note 6)	9,425,641	4,681,411	766,719	135,016	135,016	135,016	135,016	135,016	-

Notes:

- Starting with FY2020, \$1,200,000 was included in the Main CIP Fund which covers Personal Services/Benefits, Materials & Supplies, and Contractual Services. This amount was increased an additional 3% each year through FY2024
- Expenditures include bank installment loan payments
- Includes home rule sales tax, telecommunications tax, and local gasoline tax. Assumes a 3% increase each year after FY2020
- Includes Main CIP, Building Improvements, Equipment Replacement, and Fleet Replacement Funds
- Expenses shown for Enterprise and Sustainability Funds includes capital only
- Fund Balances include the Main Capital, Building Improvement, Equipment Replacement, and Fleet Replacement Funds.

Ending Fund Balance Main Capital	7,014,218	1,485,897	(20,337)	(88,830)
Ending Fund Balance Building Improvement	247,280	553,883	217,150	37,150
Ending Fund Balance Fleet Replacement	836,435	898,626	163,408	163,550
Ending Fund Balance Equipment Replacement	1,327,708	1,743,004	406,498	23,146
	9,425,641	4,681,410	766,719	135,016

CAPITAL IMPROVEMENT PLAN TIMELINE

The review of the Proposed Capital Improvement Plan is as follows:

<u>Description</u>	<u>Meeting Date</u>	<u>Discussion Focus</u>
Finance Committee Meeting	10/14/19	First Review of Draft FY 2020-2024 CIP
Village Board Meeting	11/25/19	Second Review of Draft FY 2020-2024 CIP
Village Board Meeting	12/02/19	Adoption of FY 2020-2024 CIP

INTRODUCTION

The Capital Improvement Plan is a process by which the Village summarizes its multi-year plan for major capital expenditures. It provides an ongoing framework for identifying capital requirements and future financial impacts, the scheduling of projects over an extended period of time and strategizing for the most efficient completion of projects.

Generally, CIP includes improvements that are relatively expensive, non-routine in nature (excluding street and alley resurfacing) and have a useful life which often extends over several years. Such projects include but are not limited to new buildings, additions or renovations to existing facilities, construction of streets, water mains, sewer improvements, land acquisitions and major equipment purchases.

Due to the nature and total costs often identified for these types of projects, various funding sources are typically required such as operating revenues (in the form of an inter-fund transfer into CIP) or draw down of reserves, bank loans, general obligation bond issuances and grant proceeds.

Recommended capital projects are presented by both the type of improvement as well as the Fund responsible for managing and paying for the project. A CIP project is first categorized into one of the following types:

- Building Improvements #3012
- Fleet Replacement #3032
- Equipment Replacement #3029
- Main CIP (All Other) #3095

Each of the above CIP categories has a separate budget/Fund associated with it to track the costs. However, if the CIP project or purchase can be classified as a TIF eligible expense or related to one of the Village's Enterprise Funds (Water or Parking), such expenditure is budgeted within that specific Fund rather than one of the CIP Funds noted above.

While CIP budget documents provide both historical expenditures and an extended budget through fiscal year 2024, only the budget for fiscal year 2020 may be legally adopted for appropriation. Outer or extended years are shown for strategic and informational purposes only. In addition, in cases when a CIP project extends more than one year, amounts must be re-appropriated for future years rather than carried forward.

OVERVIEW

The Department of Public Works is responsible for the oversight and management of three Capital Funds including the Capital Improvement Fund, Building Improvement Fund and Fleet Replacement Fund. These funds support equipment and projects that have an extended life. Streets, sidewalks, HVAC systems and vehicles are typical expenditures from these funds. The Capital Improvement Fund also includes expenditures for personnel salaries and benefits that support the Funds' programs and projects. The Capital Improvement Fund includes expenditures to the other capital funds through inter-fund transfers.

The Finance and Information Technology Departments are primarily responsible for the oversight and management of the Equipment Replacement Fund, which tracks expenses related to major technical equipment purchases for Village departments.

Capital projects are typically any costs that are capitalized according to the Village's fixed asset policy. In certain circumstances, a project or purchase may be included within the CIP even if it does not meet the capitalization threshold if it is determined that special attention and focus should be provided to the project or purchase.

Capital projects include costs in six main categories which include:

- Certain Professional Services
- Land or Building Acquisitions
- Infrastructure Improvements
- Building Improvements
- Machinery and Equipment
- Other/Miscellaneous

Each project is rated in terms of priority according to the following scale:



Essential and immediate need



Essential, but may be delayed



Optional but beneficial to the Village through increased productivity, safety, etc.



Optional but beneficial to the Village in social, cultural or aesthetic ways



Future project, no 2020 expenditures



Project complete, no 2020 or future expenditures

MAIN CAPITAL IMPROVEMENT FUND

Fund Summary

The Capital Improvement Fund generates revenue through a dedicated 1% sales tax, a six cent per gallon gasoline tax as well as through the state distribution of IMF Telecommunications Taxes. The fund's most notable expenses are the repair and replacement of local streets, alleys and sidewalks. It also funds the other capital funds through inter-fund transfers.

Although the current focus is on the actual infrastructure improvements, it is not possible to have a valid conversation about the fund's ability to pay for the costs of projects without also discussing the other expenses of the fund.

Below is a revenue and expense table that illustrates the overall fund finances. However, the operating budget portion, excluding capital expenditures, is currently under review and will come before the Finance Committee and Village Board as a part of the operating budget recommendation.

	2017	2018	2019	Amended 2019	2019	2020
	<u>Actual</u>	<u>Actual</u>	<u>Budgeted</u>	<u>Budgeted</u>	<u>Y/E Estimate</u>	<u>Budget</u>
Infrastructure Maintenance Fee	217,492	198,418	220,000	220,000	200,000	200,000
Investment Income	3,129	9,430	9,500	9,500	11,000	11,000
Local Gasoline Tax	806,400	768,065	800,000	800,000	770,000	770,000
Home Rule Sales Tax	2,466,647	2,626,012	2,960,000	2,960,000	2,400,000	2,750,000
Cannabis Tax	-	-	-	-	-	200,000
Ride Share Tax	-	-	-	-	-	250,000
Interfund Transfer In- Debt Service Fund	13,200,000	-	3,000,000	3,000,000	-	-
Interfund Transfers In- General Fund	-	1,836,000	1,300,000	1,300,000	1,690,000	1,930,000
Interfund Transfers In- Equipment Replacement Fund	-	-	700,000	700,000	700,000	-
Bond Proceeds	-	-	9,315,000	9,315,000	-	17,225,000
Grants	291,396	42,016	2,512,280	2,512,280	2,512,280	2,900,000
Miscellaneous Revenue (Pace Ad Shelter Rev., Alley Improvement Rev., Tree Removal Rev. and others)	62,939	17,329	13,000	13,000	13,000	13,000
50/50 Sidewalk Repair Program	7,832	1,455	-	-	-	-
Total Revenue	<u>17,055,835</u>	<u>5,498,725</u>	<u>20,829,780</u>	<u>20,829,780</u>	<u>8,296,280</u>	<u>26,249,000</u>
Personal Services	434,927	435,089	575,499	575,499	479,453	593,416
Fringe Benefits	169,920	148,505	164,220	164,220	128,803	166,820
Materials & Supplies	46,786	41,147	151,034	151,034	149,748	150,517
Contractual Services	97,272	145,769	320,000	450,104	444,604	175,000
Capital Outlay	9,760,956	7,692,325	18,835,620	20,692,626	7,657,906	18,736,740
Transfers Out	2,744,000	2,564,210	942,000	942,000	942,000	6,495,000
Total Expenditures	<u>13,253,861</u>	<u>11,027,045</u>	<u>20,988,373</u>	<u>22,975,483</u>	<u>9,802,514</u>	<u>26,317,493</u>
Net Surplus (Deficit) Excluding Bond Proceed Revenue	<u>3,801,974</u>	<u>(5,528,320)</u>	<u>(158,593)</u>	<u>(2,145,703)</u>	<u>(1,506,234)</u>	<u>(68,493)</u>
Beginning Audited Fund Balance 1/1/19					1,485,897	
2019 Projected Surplus (Deficit)					<u>(1,506,234)</u>	
Ending Projected Fund Balance 12/31/19					<u>(20,337)</u>	
Estimated Fund Balance 1/1/20						(20,337)
2020 Budgeted Surplus (Deficit)						<u>(68,493)</u>
Ending Estimated Fund Balance 12/31/20						<u>(88,830)</u>

**Village of Oak Park
Main Capital Improvement Plan - Summary
2020 - 2024**

Capital Improvement Fund (3095)							Actuals		Budget	Year End Estimate	Recommended Budget				
							FY 2017	FY 2018	FY 2019	FY 2019	FY2020	FY 2021	FY 2022	FY 2023	FY 2024
Project (*Indicates New Project for 2020)	Page #	Fund	Dept	Prgm	Account	Priority Code									
Albion Development	11	3095	43780	101	570955	A	-	-	340,000	56,736	315,000	-	-	-	-
Alley Patching	12	3095	43780	101	570951	A	50,000	-	50,000	50,000	50,000	50,000	50,000	50,000	50,000
Alley Replacements	12	3095	43780	101	570964	A	2,420,586	2,804,166	2,349,008	1,939,205	1,123,050	2,000,000	2,000,000	2,000,000	2,000,000
Augusta Street Traffic Calming*	13	3095	43780	101	570955	C	-	-	-	-	50,000	-	-	-	-
Austin Blvd. Resurfacing- Surveying	14	3095	43780	101	570706	A	-	50,000	-	-	-	-	-	-	-
Austin Blvd. Resurfacing- Environmental	14	3095	43780	101	530667	A	-	-	-	15,000	-	-	-	-	-
Austin Blvd. Resurfacing- Construction	14	3095	43780	101	570951	A	-	-	250,000	250,000	480,000	1,200,000	-	-	-
Bicycle Boulevard Improvements	15	3095	43780	101	570967	D	-	-	-	-	-	200,000	-	-	-
Bicycle Parking Facilities	16	3095	43780	101	570967	N/A	92,858	-	-	-	-	-	-	-	-
Bicycle Racks	17	3095	43780	101	570962	D	731	-	5,000	3,478	5,000	5,000	5,000	5,000	5,000
Brick Street and Sidewalk Repairs	18	3095	43780	101	570951	A	19,834	-	20,000	20,000	20,000	20,000	20,000	20,000	20,000
Bridge Repairs	19	3095	43780	101	570951	N/A	28,850	178,571	763,472	875,290	-	-	-	-	-
Bridge Repairs Advanced Design	19	3095	43780	101	570706	N/A	-	50,069	124,008	132,008	-	-	-	-	-
Building Demo- 932-970 Madison St	20	3095	41020	101	530667	N/A	5,300	-	-	-	-	-	-	-	-
Cap the Ike	21	3095	43780	101	570706	D	27,636	-	1,150,000	-	1,314,946	75,000	75,000	4,000,000	-
Chicago Ave. Streetscaping & Resurfacing- Engineering	22	3095	43780	101	570706	N/A	120,412	-	-	-	-	-	-	-	-
Chicago Ave. Streetscaping & Resurfacing- Construction	22	3095	43780	101	570951	N/A	305,351	-	193,931	142,602	-	-	-	-	-
Chicago Ave. Streetscaping & Resurfacing- Streetscape	22	3095	43780	101	570959	N/A	305,351	-	57,649	57,649	-	-	-	-	-
Cul-De-Sac Modifications*	23	3095	43780	101	570951	F	-	-	-	-	-	100,000	-	-	-
District House Site	24	3095	43780	101	570959	N/A	-	24,835	25,675	9,114	-	-	-	-	-
Division Street Resurfacing	25	3095	43780	101	570951	B	-	-	35,000	35,000	-	2,970,000	-	-	-
Eisenhower Expressway (I-290) Reconstruction	26	3095	43780	101	510501	F	-	-	-	-	-	-	-	-	100,000
Emerson Site	27	3095	43780	101	570959	N/A	142,604	-	-	-	-	-	-	-	-
FHWA Reflectivity Sign Upgrade	28	3095	43780	101	560634	B	-	-	5,000	5,000	5,000	5,000	5,000	5,000	5,000
Harlem Avenue Multimodal Bridge Project*	29	3095	43780	101	570971	F	-	-	-	-	-	500,000	500,000	1,400,000	1,400,000
Harrison Street Lighting	30	3095	43780	101	570954	N/A	73,062	-	-	-	-	-	-	-	-
HAWK Signal Installation	31	3095	43780	101	570951	N/A	23,911	-	-	-	-	-	-	-	-
HAWK Signal Installation	31	3095	43780	101	570967	N/A	76,133	3,636	-	-	-	-	-	-	-
Historic Sidewalk Replacement Program	32	3095	43780	101	570953	F	48,947	-	-	-	-	50,000	50,000	50,000	50,000
Home Ave. Bridge Deck Replacement- Construction	33	3095	43780	101	570951	A	-	-	-	-	-	-	5,600,000	2,875,000	-
Home Ave. Bridge Deck Replacement- Engineering	33	3095	43780	101	570706	A	-	-	750,000	-	800,000	1,000,000	-	-	-
Lake Street Streetscaping & Resurfacing	34	3095	43780	101	Various	A	912,259	666,098	11,066,989	1,154,826	10,665,393	-	-	-	-
Landscape Improvements	35	3095	43780	101	570963	B	33,474	42,257	50,000	50,000	50,000	50,000	50,000	50,000	50,000
Lincoln Properties Development (South/Harlem)	36	3095	43780	101	570964	N/A	-	106,626	-	14,177	-	-	-	-	-
Madison St. Corridor Traffic Calming (Jackson & Washington	37	3095	43780	101	570706	A	-	27,721	37,619	37,619	20,000	-	-	-	-
Madison St. Corridor Traffic Calming (Jackson & Washington	37	3095	43780	101	570955	A	-	-	-	-	400,000	400,000	300,000	-	-
Madison St. Redevelopment and Streetscaping	38	3095	43780	101	570959	A	-	-	-	-	-	2,822,685	-	-	-
Madison St. Redevelopment and Streetscaping	38	3095	43780	101	570706	A	-	-	11,438	11,438	-	-	-	-	-
Marion Street Crosswalk Replacement	39	3095	43780	101	570953	F	96,635	-	-	-	-	75,000	-	-	-
Marion Street Crosswalk Replacement	39	3095	43780	101	570959	F	8,774	-	-	-	-	-	-	-	-
North Avenue Streetscape- Design*	40	3095	43780	101	570706	D	-	-	-	-	50,000	450,000	-	-	-
North Avenue Streetscape- Construction*	40	3095	43780	101	570959	D	-	-	-	-	-	-	3,500,000	-	-
North Marion Street Streetscaping- Design	41	3095	43780	101	570706	F	-	-	35,000	35,000	-	-	-	-	-
North Marion Street Streetscaping- Construction	41	3095	43780	101	570959	F	-	-	-	-	-	2,132,784	-	-	-
Oak Park & Garfield Signal Improvements	42	3095	43780	101	570971	N/A	-	-	40,000	40,000	-	-	-	-	-
Oak Park Ave. Streetscaping & Resurfacing- Design	43	3095	43780	101	570706	A	-	-	150,000	150,000	625,037	470,000	640,000	-	-

**Village of Oak Park
Main Capital Improvement Plan - Summary
2020 - 2024**

Capital Improvement Fund (3095)							Actuals		Budget	Year End Estimate	Recommended Budget				
							FY 2017	FY 2018	FY 2019	FY 2019	FY2020	FY 2021	FY 2022	FY 2023	FY 2024
Project (*Indicates New Project for 2020)	Page #	Fund	Dept	Prgm	Account	Priority Code									
Oak Park Ave. Streetscaping Phase II Design	43	3095	43780	101	570706	A	-	-	-	-	385,000	-	-	-	-
Oak Park Ave. Streetscaping & Resurfacing- Resurfacing	43	3095	43780	101	570951	A	-	-	-	-	-	700,000	-	-	-
Oak Park Ave. Streetscaping & Resurfacing- Streetscape	43	3095	43780	101	570959	A	-	-	-	-	-	-	3,100,000	-	-
Oak Park Ave. Viaduct Lighting	44	3095	43780	101	570954	N/A	16,820	-	-	-	-	-	-	-	-
Pavement Preservation Treatments	45	3095	43780	101	570977	A	-	-	400,000	367,704	450,000	450,000	450,000	450,000	450,000
Pavement Preservation Treatments- Microsurfacing	45	3095	43780	101	570974	A	262,877	251,480	-	-	-	-	-	-	-
Pavement Preservation Treatments- Patching	45	3095	43780	101	570951	A	101,648	150,000	-	-	-	-	-	-	-
Paver brick and tree pit/in-ground planter maint.	46	3095	43780	101	570959	A	41,118	-	25,000	25,000	25,000	25,000	25,000	25,000	25,000
Pedestrian Signal Upgrades	47	3095	43780	101	570971	N/A	24,815	-	182,190	166,559	-	-	-	-	-
Replacement of Parkway Trees	48	3095	43780	101	570957	B	243,104	143,496	200,000	200,000	175,000	200,000	200,000	200,000	200,000
Resurfacing of Various Streets & Parking Lots	49	3095	43780	101	570706	A	39,521	29,000	40,000	40,000	40,000	40,000	40,000	40,000	40,000
Resurfacing of Various Streets & Parking Lots	49	3095	43780	101	570951	A	3,143,854	2,212,290	1,294,541	1,242,334	1,000,000	1,000,000	1,000,000	1,000,000	1,000,000
Resurfacing of Various Streets & Parking Lots	49	3095	43780	101	570959	A	389,393	-	-	-	-	-	-	-	-
Sidewalk Replacement	50	3095	43780	101	570953	A	24,497	25,409	25,000	25,000	50,000	50,000	50,000	50,000	50,000
South Blvd Streetscape (Harlem to Marion)	51	3095	43780	101	570706	N/A	4,724	111,690	5,212	5,212	-	-	-	-	-
South Blvd Streetscape (Harlem to Marion)	51	3095	43780	101	570959	A	164,053	101,029	653,971	172,657	481,314	-	-	-	-
Street Furniture Replacement	52	3095	43780	101	570958	D	-	-	15,000	15,000	15,000	15,000	15,000	15,000	15,000
Street Lighting Rehab/Energy Efficient Lgighting	53	3095	43780	101	570954	A	34,553	30,155	50,000	50,000	50,000	50,000	50,000	50,000	50,000
Thermoplastic Striping	54	3095	43780	101	570951	N/A	39,054	-	50,000	50,000	-	50,000	-	50,000	-
Traffic Calming Improvements	55	3095	43780	101	570955	C	18,940	13,004	47,000	47,000	47,000	47,000	47,000	47,000	47,000
Traffic Signal Controller Replacement	56	3095	43780	101	570971	A	-	27,700	45,000	45,000	45,000	45,000	45,000	45,000	45,000
Viaduct Lighting	57	3095	43780	101	570954	A	-	-	20,000	20,000	-	-	-	-	-
Village Hall Parking Lot and Landscaping Improvements	58	3095	43780	101	530667	N/A	-	-	-	37,875	-	-	-	-	-
Washington Blvd. Resurfacing	59	3095	43780	101	570951	F	-	-	-	-	-	-	-	650,000	-
Washington Signal Improvements	60	3095	43780	101	570971	N/A	-	3,355	-	-	-	-	-	-	-
Washington Signal Improvements	60	3095	43780	802	570971	N/A	277,417	22,584	-	-	-	-	-	-	-
Wayfinding Signage Fabrication & Installation	61	3095	43780	101	570959	A	-	-	65,500	-	-	-	75,000	-	-
2009 East Avenue Bridge Approach Engineering	62	3095	43780	101	570706	A	-	-	14,683	14,683	-	-	-	-	-
2011 Roosevelt Road Engineering	62	3095	43780	101	570706	A	-	-	18,058	18,058	-	-	-	-	-
2011 Roosevelt Road Streetscape	62	3095	43780	101	570959	A	-	491,631	-	-	-	-	-	-	-
Harlem Avenue Bridge Study, Phase I	62	3095	43780	101	570706	A	15,214	-	2,223	2,223	-	-	-	-	-
2012 Marion Street and Ridgeland Avenue Viaducts	62	3095	43780	101	570972	A	-	31,071	-	-	-	-	-	-	-
2014 Ridgeland Avenue Resurfacing	62	3095	43780	101	570951	A	-	19,349	-	-	-	-	-	-	-
IDOT Traffic Signal Upgrades	62	3095	43780	101	570966	A	-	-	29,459	29,459	-	-	-	-	-
Subtotal							9,634,310	7,617,222	20,692,626	7,657,906	18,736,740	17,247,469	17,892,000	13,077,000	5,602,000

Priority Scale
A= Essential and Immediate Need
B= Essential, but may be delayed
C= Optional but beneficial to the Village through increased productivity, safety, etc.
D= Optional but beneficial to the Village in social, cultural or aesthetic ways
F= Future project, no 2020 expenditures
N/A= Project Complete, no 2020 or future expenditures

**Village of Oak Park
Capital Improvement Fund Project Sheet
2020 - 2024**

Project: Albion Development

Priority Code: A

Category: Infrastructure Improvements



Description:

The Albion Development will contribute \$340,000 in funds to the Village of Oak Park, the Municipal Arboretum and traffic calming. These funds are planned to be used in the nearby public right-of-way for enhancing the area and calming traffic.

Justification:

The donated funds will be used in the nearby area to the Albion Development to offset impacts from the development for traffic calming which will incorporate landscaping and public art.

Current Status:

The Village will receive funds upon issuance of a final certificate of occupancy, expected in late summer of 2019. Work will be designed in 2019 and constructed in early 2020 depending on the scope of the project based on its final design and coordination with adjacent construction projects.

Funding Sources	Account Number	Actuals		Budget	Year End Estimate	Recommended Budget				
		FY 2017	FY 2018	FY 2019	FY 2019	FY 2020	FY 2021	FY 2022	FY 2023	FY 2024
Transfer from Debt Service	4025.41300.101.491425	-	-	-	-	31,738	-	-	-	-
Main Capital Fund Revenues (Non-Debt)	Various	-	-	-	-	-	-	-	-	-
Albion Revenue	3095.43700.815.440477	-	-	340,000	340,000	-	-	-	-	-
Total:		-	-	340,000	340,000	31,738	-	-	-	-
Expenditures										
Design (Phase I-II)	3095.43780.101.570955	-	-	25,000	56,736	-	-	-	-	-
Construction	3095.43780.101.570955	-	-	315,000	-	315,000	-	-	-	-
Total:		-	-	340,000	56,736	315,000	-	-	-	-

**Village of Oak Park
Capital Improvement Fund Project Sheet
2020 - 2024**

Project: Alley Improvements

Priority Code: A

Category: Infrastructure Improvements



Description:

Reconstruction of alleys in deteriorated condition. Existing alleys are completely removed and replaced with new concrete alleys which have an inverted crown to improve drainage in the alley and back yards. Some alleys require storm drains and sewers due to flat topography. Permeable alleys can be constructed if residents pay for increased cost through an SSA. The Village received a \$475,000 grant to fund approximately 40% of the costs for the construction of six green alleys from the Metropolitan Water Reclamation District of Greater Chicago (MWRD). The Intergovernmental Agreement (IGA) defines the terms and conditions of the grant and construction processes. The project is scheduled to be designed and bid this year with construction occurring in 2020.

Alleys provide the primary means of garage and parking access for the majority of residents as well as being used for refuse collection.

Current Status:

Funds for surveying, environmental testing and design of 2020 alleys are included in the 2019 budget. Construction management costs for the 2020 alley project are shown in 2020. \$50,000 in alley pavement patching is included in the alley project to patch alleys.

Funding Sources	Account Number	Actuals		Budget	Year End Estimate	Recommended Budget				
		FY 2017	FY 2018	FY 2019	FY 2019	FY2020	FY 2021	FY 2022	FY 2023	FY 2024
Transfer from Debt Service	4025.41300.101.491425	2,470,586	2,804,166	-	-	698,050	2,050,000	2,050,000	2,050,000	2,050,000
Main Capital Fund Revenues (Non-Debt)	Various			1,942,628	2,007,825	-	-	-	-	-
CDBG Grant Revenue	2083.46201.101.431400	375,000	171,515	300,000	300,000	300,000	375,000	375,000	375,000	375,000
Grant Revenue- MWRD	3095.43700.815.440477	-	-	475,000	-	475,000	-	-	-	-
Total:		2,845,586	2,975,681	2,717,628	2,307,825	1,473,050	2,425,000	2,425,000	2,425,000	2,425,000
Expenditures										
Design (Phase I-II)	3095.43780.101.570964	122,094	42,802	159,008	159,008	110,000	110,000	110,000	110,000	110,000
Environmental	3095.43780.101.570964	-	-	12,790	12,790	-	-	-	-	-
Geotechnical	3095.43780.101.530667	-	-	18,620	18,620	-	-	-	-	-
Construction Management	3095.43780.101.570964	177,086	199,931	172,000	192,000	100,000	140,000	140,000	140,000	140,000
Construction (CDBG)	2083.46201.668.583657	375,000	171,515	300,000	300,000	300,000	375,000	375,000	375,000	375,000
Construction (Pavement Patching)	3095.43780.101.570951	50,000	-	50,000	50,000	50,000	50,000	50,000	50,000	50,000
Construction (CIP Alley)	3095.43780.101.570964	2,121,406	2,561,433	2,005,210	1,575,407	913,050	1,750,000	1,750,000	1,750,000	1,750,000
Total:		2,845,586	2,975,681	2,717,628	2,307,825	1,473,050	2,425,000	2,425,000	2,425,000	2,425,000

**Village of Oak Park
Capital Improvement Fund Project Sheet
2020 - 2024**

Project: Augusta Street Traffic Calming

Priority Code: C

Category: Infrastructure Improvements



Description:

Install traffic calming improvements on Augusta Street from Ridgeland Ave to Austin Blvd. such as pedestrian curb bumpouts, and crosswalk and striping improvements in order to slow traffic and improve pedestrian safety.

Justification:

Recently there has been resident concerns about the speed of cars on Augusta Street and pedestrian safety particularly between Ridgeland Avenue and Austin Blvd. Pedestrian curb bumpouts help calm traffic, and reduce the crossing distance for pedestrians.

Current Status:

This is a one year project to address traffic calming on Augusta Street. The project would be designed and constructed in 2020.

Funding Sources	Account Number	Actuals		Budget	Year End Estimate	Recommended Budget				
		FY 2017	FY 2018	FY 2019	FY 2019	FY2020	FY 2021	FY 2022	FY 2023	FY 2024
Transfer from Debt Service	4025.41300.101.491425	-	-	-	-	50,000	-	-	-	-
Main Capital Fund Revenues (Non-De	Various									
Total:		-	-	-	-	50,000	-	-	-	-
Expenditures										
Construction Misc.	3095.43780.101.570955	-	-	-	-	50,000	-	-	-	-
Total:		-	-	-	-	50,000	-	-	-	-

**Village of Oak Park
Capital Improvement Fund Project Sheet
2020 - 2024**

Austin Blvd. Resurfacing

Priority Code: A

Category: Infrastructure Improvements



Description:

This project includes the resurfacing of Austin Boulevard from Roosevelt Road to North Avenue along with sewer replacement in sections from Roosevelt Road to I-290. The Village is responsible for the west half of the street. The City of Chicago is responsible for the east half and also maintains the traffic signals. The City of Chicago will be resurfacing Austin Boulevard from Lake Street to North Avenue, including the Village's side, in the fall of 2019 and spring of 2020 using Federal and State funds. Funds are included in 2019 and 2020 for the Village's share of the City of Chicago project. The Village will also be doing a water main replacement project from Lake Street to Chicago Avenue in the spring of 2020 in advance of this work using Water funds.

Justification:

Austin Boulevard was last resurfaced in 1999 and will be in need of resurfacing in 2020. The combined sewer mains have been televised and based on their condition several sections of sewers not replaced as part of the 1999 project will need to be replaced in conjunction with the resurfacing project, primarily south of I-290. The water main between Lake Street and Chicago Avenue has had multiple breaks and inoperable valves and is in need of replacement. The City of Chicago received federal and state funds to resurface the section from Lake Street to North Avenue in 2019 and 2020 and the Village entered into an IGA for paying for the Village's half of the resurfacing project.

Current Status:

The Village awarded a water main improvement project from Lake Street to Chicago Avenue for construction in the spring of 2020 in advance of the City' resurfacing this portion of Austin. The Village's sewer and resurfacing project from Roosevelt Road to Lake Street will be designed in 2020 for construction in 2021.

Funding Sources	Account Number	Actuals		Budget	Year End	Recommended Budget				
		FY 2017	FY 2018	FY 2019	Estimate	FY 2020	FY 2021	FY 2022	FY 2023	FY 2024
Transfer from Debt Service	4025.41300.101.491425	-	50,000	-	-	480,000	400,000	-	-	-
FHWA Grant Revenue	3095.43780.101.431400	-	-	-	-	-	800,000	-	-	-
Main Capital Fund Revenues (Non-Debt)	Various	-	-	250,000	265,000	-	-	-	-	-
5040 Fund Revenues	5040.43730.101.444401	-	-	1,285,424	1,482,683	-	1,100,000	-	-	-
Total:		-	50,000	1,535,424	1,747,683	480,000	2,300,000	-	-	-
Expenditures										
Surveying	3095.43780.101.570706	-	50,000	-	-	-	-	-	-	-
Environmental	3095.43780.101.530667	-	-	-	15,000	-	-	-	-	-
Construction Management	3095.43780.101.570951	-	-	-	-	-	200,000	-	-	-
Construction (Lake to North)	3095.43780.101.570951	-	-	250,000	250,000	480,000	-	-	-	-
Construction (Lake to Roosevelt)	3095.43780.101.570951	-	-	-	-	-	1,000,000	-	-	-
Construction (water)	5040.43750.777.570707	-	-	837,941	910,814	-	-	-	-	-
Construction (sewer)	5040.43750.781.570707	-	-	447,483	571,869	-	1,100,000	-	-	-
Total:		-	50,000	1,535,424	1,747,683	480,000	2,300,000	-	-	-

**Village of Oak Park
Capital Improvement Fund Project Sheet
2020 - 2024**

Project: Bicycle Boulevard Improvements

Priority Code: D

Category: Infrastructure Improvements



Description:

Bicycle Boulevards are streets designed to prioritize bicycle travel with infrastructure features that calm and reduce vehicular traffic on neighborhood streets and improve safety at busy intersections. Specific features will be discussed as part of the plan implementation.

Justification:

The Village Bicycle Plan adopted in 2008 established goals of increasing bicycle use and creating a safe and inviting environment for cycling. This Bicycle Boulevard is a means to work towards these goals.

Current Status:

The Bicycle Boulevard System Study was approved by the Village Board on July 20, 2015. The Transportation Commission is scheduled to review the proposed bicycle boulevards this summer in order to propose locations to be implemented in 2020. Additionally staff will seek out available Grant opportunities

Funding Sources	Account Number	Actuals		Budget		Year End Estimate		Recommended Budget		
		FY 2017	FY 2018	FY 2019	FY 2019	FY 2020	FY 2021	FY 2022	FY 2023	FY 2024
Transfer from Debt Service	4025.41300.101.491425	-	-	-	-	-	200,000	-	-	-
Single Use Bag Fee Revenue	2310.41020.101.445459					200,000				
Total:		-	-	-	-	200,000	200,000	-	-	-
Expenditures										
Design (Phase I & II)	3095.43780.101.570967		-	-	-	-	35,000	-	-	-
Construction	3095.43780.101.570967		-	-	-	-	165,000	-	-	-
Design (Phase I & II)	2310.41020.101.570967					35,000				
Construction	2310.41020.101.570967					165,000				
Total:		-	-	-	-	200,000	200,000	-	-	-

**Village of Oak Park
Capital Improvement Fund Project Sheet
2020 - 2024**

Project: Bicycle Parking Facilities

Priority Code: N/A

Category: Infrastructure Improvements



Description:

The project involves the installation of semi-vertical bike racks and pedestrian improvements on North Boulevard from Marion Street to Forest Avenue and the installation of covered bike parking shelters in parking lot 1 at Euclid and Harrison, parking lot 15 on Oak Park Ave south of Garfield and in a proposed bump-out at East Avenue and Harrison Street. FHWA is funding 80% of the eligible items of the project. The project also includes resurfacing Lot 1 and Lot 15.

Justification:

The Bike Plan recommends installing bike parking near transit stations.

Current Status:

In 2011 the Engineering Division applied for and received a CMAQ grant for the installation of bike parking facilities at locations near the CTA Blue & Green Line stations. The project was constructed in 2016 with final completion of punch list work in 2017. The Village paid for the project up-front and will be reimbursed by the State. The project was completed for \$386,444 which was \$8,642 under the awarded amount of \$395,086. In January of 2018 the Village invoiced the State \$285,678 for the State's 80% share of the eligible construction items and the construction management. The final Village's share for construction was \$122,156 and \$5,389 for construction management.

Funding Sources	Account Number	Actuals		Budget	Year End Estimate		Recommended Budget			
		FY 2017	FY 2018	FY 2019	FY 2019	FY 2020	FY 2021	FY 2022	FY 2023	FY 2024
Grant Revenues	3095.43780.786.431400	74,346	-	-	126,074	-	-	-	-	-
Transfer from Debt Service	4025.41300.101.491425	18,512	-	-	-	-	-	-	-	-
Main Capital Fund Revenues (Non-Del)	Various									
5060 Fund Revenues	5060.43770.101.422481	2,792	-	-	-	-	-	-	-	-
	Total:	95,650	-	-	126,074	-	-	-	-	-

Expenditures

Surveying (Phase I)		-	-	-	-	-	-	-	-	-
Design (Phase II)	3095.43780.101.570967	-	-	-	-	-	-	-	-	-
Construction Management	3095.43780.101.570967	4,442	-	-	-	-	-	-	-	-
Construction Parking Fund	5060.43770.787.570705	2,792	-	-	-	-	-	-	-	-
Construction	3095.43780.101.570967	88,416	-	-	-	-	-	-	-	-
	Total:	95,650	-	-	-	-	-	-	-	-

**Village of Oak Park
Capital Improvement Fund Project Sheet
2020 - 2024**

Project: Bicycle Racks

Priority Code: D

Category: Infrastructure Improvements



Description:
The project involves the purchase of bicycle racks for new installations and to replace older, rusted out racks.

Justification:
Bike racks are installed throughout the community, primarily focused in the business areas or in high pedestrian transit areas.

Current Status:
Bike racks are purchased and installed by Public Works staff.

Funding Sources	Account Number	Actuals		Budget	Year End Estimate	Recommended Budget				
		FY 2017	FY 2018	FY 2019	FY 2019	FY 2020	FY 2021	FY 2022	FY 2023	FY 2024
Transfer from Debt Service	4025.41300.101.491425	731	-	-	-	5,000	5,000	5,000	5,000	5,000
Main Capital Fund Revenues (Non-Deb)	Various			5,000	3,478					
Total:		731	-	5,000	3,478	5,000	5,000	5,000	5,000	5,000
Expenditures										
Surveying (Phase I)		-	-	-	-	-	-	-	-	-
Design (Phase II)		-	-	-	-	-	-	-	-	-
Construction Management		-	-	-	-	-	-	-	-	-
Construction	3095.43780.101.570962	731	-	5,000	3,478	5,000	5,000	5,000	5,000	5,000
Total:		731	-	5,000	3,478	5,000	5,000	5,000	5,000	5,000

**Village of Oak Park
Capital Improvement Fund Project Sheet
2020 - 2024**

Project: Brick Street and Alley Repairs

Priority Code: A

Category: Infrastructure Improvements



Description:

This project is used to maintain existing brick streets, alleys and crosswalks to address areas of settlement, replace damaged pavers or add sand to brick joints.

Justification:

The Village has several blocks of brick streets and brick alleys that require occasional maintenance to address areas where bricks have settled or been damaged. Additional sand also needs to be added to the joints in the bricks on a periodic basis. Brick crosswalks exist in many of the commercial districts. Larger repairs to brick or crosswalks which are outside of the scope of maintenance work done by Public Works are included in these projects.

Current Status:

This is an ongoing program.

Funding Sources	Account Number	Actuals		Budget	Year End	Recommended Budget				
		FY 2017	FY 2018	FY 2019	Estimate	FY 2020	FY 2021	FY 2022	FY 2023	FY 2024
Transfer from Debt Service	4025.41300.101.491425	19,834	-	-	-	20,000	20,000	20,000	20,000	20,000
Main Capital Fund Revenues (Non-De	Various			20,000	20,000					
Total:		19,834	-	20,000	20,000	20,000	20,000	20,000	20,000	20,000
Expenditures										
Surveying (Phase I)		-	-	-	-	-	-	-	-	-
Design (Phase II)		-	-	-	-	-	-	-	-	-
Construction Management		-	-	-	-	-	-	-	-	-
Construction	3095.43780.101.570951	19,834	-	20,000	20,000	20,000	20,000	20,000	20,000	20,000
Total:		19,834	-	20,000	20,000	20,000	20,000	20,000	20,000	20,000

**Village of Oak Park
Capital Improvement Fund Project Sheet
2020 - 2024**

Project: Bridge Deck Repairs

Priority Code: N/A

Category: Infrastructure Improvements



Description:

The Village has maintenance responsibility for the bridge deck's wearing surface and joints over I-290 for the bridges at Home Avenue, Oak Park Avenue, East Avenue and Lombard Avenue. Repair work consists of replacing deteriorated or failing bridge joints, partial depth patching of deterioration of the wearing surface of the roadway and sidewalks and making ADA upgrades where needed.

Justification:

Per the agreement with the State of Illinois, the Village is responsible for the maintenance of the bridge decks over I-290. The surface and joints of many of the decks are in poor shape and in need of repairs. In order to make the repairs properly, there will need to be removal of portions of the concrete deck surface. In an effort to protect the vehicles traveling on the I-290 mainline, it is necessary to install wood shielding on the underside of the deck.

Current Status:

The 2017 work involved replacing the bridge joint at the north end of the Lombard Avenue bridge near Flournoy. The 2018 project included installing protective wood shielding under the Home Avenue bridge and patching sidewalks and parapet walls on Oak Park Avenue. The work in 2019 includes patching Home and East Avenues.

Funding Sources	Account Number	Actuals		Budget	Year End Estimate	Recommended Budget				
		FY 2017	FY 2018			FY 2019	FY 2019	FY 2020	FY 2021	FY 2022
Transfer from Debt Service	4025.41300.101.491425	28,850	228,640	-	-	-	-	-	-	-
Main Capital Fund Revenues (Non-De	Various	-	-	887,480	1,007,298	-	-	-	-	-
Miscellaneous Revenue	3095.43700.101.441462	-	-	-	-	-	-	-	-	-
Total:		28,850	228,640	887,480	1,007,298	-	-	-	-	-
Expenditures										
Design (Phase II)	3095.43780.101.570706	-	992	45,000	32,047	-	-	-	-	-
Design (Phase II)	3095.43780.101.570951	-	25,061	-	35,696	-	-	-	-	-
Construction Management	3095.43780.101.570706	-	13,915	79,008	99,961	-	-	-	-	-
Permits	3095.43780.101.570706	-	35,162	-	-	-	-	-	-	-
Permits	3095.43780.101.570951	-	12,430	15,000	15,000	-	-	-	-	-
Construction	3095.43780.101.570951	28,850	141,080	748,472	824,594	-	-	-	-	-
Total:		28,850	228,640	887,480	1,007,298	-	-	-	-	-

**Village of Oak Park
Capital Improvement Program
2020 - 2024**

Project: Building Demolition - 932-970 Madison Street Priority Code: N/A Category: Building Improvements



Description:
The project involves the demolition of the Village owned property located at 932-946 Madison Street (formerly Robinson's Ribs).

Justification:
To improve the safety and appearance of the Madison Street business district and to encourage development.

Current Status:
This project is scheduled to begin when the property is vacated by the current tenant.

Funding Sources	Account Number	Actuals		Budget	Year End	Recommended Budget				
		FY 2017	FY 2018	FY2019	Estimate	FY 2020	FY2021	FY 2022	FY 2023	FY 2024
TIF Increment	2072-41300-101-411401	85,577	171,936	-	-	-	-	-	-	-
Main Capital Fund Revenues (Non-De)	Various									
Transfer From CIP Fund #3095	3012-41300-101-491495	5,300	-	-	-	-	-	-	-	-
Total:		90,877	171,936	-	-	-	-	-	-	-

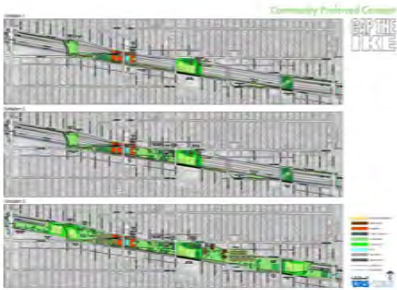
Expenditures		Actuals		Budget	Year End	Recommended Budget				
	Account Number	FY 2017	FY 2018	FY2019	Estimate	FY 2020	FY2021	FY 2022	FY 2023	FY 2024
Survey	3095-41020-101-530667	5,300	-	-	-	-	-	-	-	-
Rat Abatement	2072-41300-101-570698	720	-	-	-	-	-	-	-	-
Environmental Site Assessment and Asbest	2072-41300-101-570698	11,207	-	-	-	-	-	-	-	-
Property Transaction Costs	2072.41300.101.570698	-	6,601	-	-	-	-	-	-	-
Environmental Oversight during Demo	2072-41300-101-570707	11,900	8,400	-	-	-	-	-	-	-
Demolition & Asbestos Abatement	2072-41300-101-570707	61,750	156,935	-	-	-	-	-	-	-
Total:		90,877	171,936	-	-	-	-	-	-	-

**Village of Oak Park
Capital Improvement Fund Project Sheet
2020 - 2024**

Project: Cap the Ike Study

Priority Code: D

Category: Certain Professional Services



Description:

The Village previously received Federal Funds for studies and design related to capping I-290 (Cap the Ike). The current feasibility study focuses on the expanded bridge decking opportunities identified in the LOI with the primary emphasis on the Oak Park Avenue and East Avenue decks. The study also includes evaluating the various aesthetic treatments considered in the LOI on the bridges and how these treatments connect aesthetically with the expanded decking options and even with noise walls. The Home Avenue bridge is not included in this project as it will have its own phase I engineering study because the Home Avenue bridge can potentially be constructed independently from the I-290 Reconstruction project. The cost for the current feasibility is \$1,314,946.

Justification:

The existing bridges will be completely replaced with the I-290 Reconstruction project. The Village will need to complete the phase I preliminary design of any caps and expanded decking being considered with the I-290 project. The Village will use the Cap the Ike funds to complete the feasibility study and subsequent phase I preliminary designs of the expanded decks at Oak Park and East Avenues. Home Avenue will be a separate design project and is intended to be fully designed so that it could be built prior to the I-290 project in case Federal Funds become available for this work. The grants cover 100% of the costs which are paid up front by the Village and reimbursed by the State. The FHWA required revising the scope of the previous phase I study to a feasibility study to comply with the requirements to advance phase I studies to construction within 10 years.

Current Status:

The Village restarted the Cap the Ike study after work was suspended while IDOT was completing preliminary design of the I-290 Reconstruction project to ensure any proposed caps would be feasible and compatible with their proposed design. In 2017 the FHWA required the Village to revise the phase I study to a feasibility study to comply with their policies. In December 2017 the Village approved the scope for the feasibility study. IDOT has been reviewing the feasibility study's scope and contract since January 2018 and has not authorized work to start on the project yet. The proposed feasibility study focuses on the expanded bridge decking opportunities identified in the LOI with the primary emphasis on the Oak Park Avenue and East Avenue decks. The study also includes evaluating the various aesthetic treatments considered in the LOI on the bridges and how these treatments connect aesthetically with the expanded decking options and even with noise walls. Other items include identifying funding opportunities for the bridges by evaluating options for TIF districts or SSAs, best uses for the expanded decks including creating either a building or a platform for a building, a commercial development at Oak Park Avenue and athletic fields and facilities or park space at the East Avenue deck, options on how to incorporate and coordinate CTA station replacements with these caps, preliminary structural design of the bridges, environmental impacts from the caps, parking and traffic impacts to caps and cost analyses. The Home Avenue bridge is not included in this scope as it will have its own phase I engineering study. The Village has remaining grants which will be used to fund the feasibility study, the phase I & II designs for Home Avenue and any related work. The grants cover 100% of the costs which are paid up front by the Village and reimbursed by the State.

Funding Sources	Account Number	Year End								
		Actuals		Budget	Estimate	Recommended Budget				
		FY 2017	FY 2018	FY 2019	FY 2019	FY 2020	FY 2021	FY 2022	FY 2023	FY 2024
Transfer from Debt Service	4025.41300.101.491425	-	-	-	-	-	-	37,572	4,000,000	-
Main Capital Fund Revenues (Non-Debt)	Various									
Grant Funds	3095.43780.101.431400	27,636	-	1,150,000	-	1,314,946	75,000	37,428	-	-
Total:		27,636	-	1,150,000	-	1,314,946	75,000	75,000	4,000,000	-
Expenditures										
Preliminary Design (Phase I) - OLD	3095.43780.101.570706	27,636	-	-	-	-	-	-	-	-
Feasibility Study - Current	3095.43780.101.570706	-	-	1,150,000	-	1,314,946	-	-	-	-
Prelimin Design (Phase I) - Future	3095.43780.101.570706	-	-	-	-	-	75,000	75,000	-	-
Design (Phase II)	3095.43780.101.570706	-	-	-	-	-	-	-	4,000,000	-
Total:		27,636	-	1,150,000	-	1,314,946	75,000	75,000	4,000,000	-

**Village of Oak Park
Capital Improvement Fund Project Sheet
2020 - 2024**

Project: Chicago Avenue Resurfacing and Streetscaping

Priority Code: N/A

Category: Infrastructure Improvements



Description:

The project involves a separate, locally funded sewer project and a federally funded street resurfacing of Chicago Avenue from Harlem Avenue to Austin Boulevard. The sewer project was from Forest Avenue to Grove Avenue. The resurfacing was a federally funded project using Surface Transportation Program (STP) funds. The Chicago & Harlem Ave District Neighborhood Plan included Streetscaping elements, some of which were incorporated into the design of the resurfacing project including new lighting, decorative corner and crosswalk treatments and furnishings. The total awarded construction cost was \$3,144,565 and is paid by the State and the Village is invoiced for the VOP share of \$810,953. Work was preceded by a locally funded sewer main improvement project which is shown as a separate project in the CIP budget document.

Justification:

The existing asphalt surface of Chicago Avenue is deteriorated and in need of resurfacing. The street was last resurfaced in 2002. The Village received Federal STP funds for the street resurfacing portion of the project utilizing an 80/20 cost share. STP funds were secured for applicable Streetscaping elements.

Current Status:

The sewer project was completed in 2016 ahead of the street project which was completed in 2017. Funds for the balance of the project's costs are included in the 2018 and 2019 budget since IDOT has not yet sent final invoices for the project. Construction is complete and the project was under budget by approximately \$24,899 (\$3,144,565 awarded vs. \$3,121,960 completed).

Funding Sources	Account Number	Actuals		Budget	Year End Estimate	Recommended Budget				
		FY 2017	FY 2018	FY 2019	FY 2019	FY 2020	FY 2021	FY 2022	FY 2023	FY 2024
Transfer from Debt Service	4025.41300.101.491425	651,370	-	-	-	-	-	-	-	-
Main Capital Fund Revenues (Non-Debt)	Various	-	-	251,580	200,251	-	-	-	-	-
5040 Fund Revenues	5040.43730.101.444401	-	-	-	-	-	-	-	-	-
Grant Funds	3095.43780.818.431400	79,745	-	-	-	-	-	-	-	-
Total:		731,115	-	251,580	200,251	-	-	-	-	-

Expenditures

	Account Number	FY 2017	FY 2018	FY 2019	FY 2019	FY 2020	FY 2021	FY 2022	FY 2023	FY 2024
Surveying (Phase I)		-	-	-	-	-	-	-	-	-
Environmental Testing and Reporting	3095.43780.101.530667	-	-	-	-	-	-	-	-	-
Design (Phase II)	3095.43780.101.570706	755	-	-	-	-	-	-	-	-
Construction Management	3095.43780.101.570706	119,657	-	-	-	-	-	-	-	-
Construction (Sewer Project)	5040.43750.781.570707	-	-	-	-	-	-	-	-	-
Construction (Roadway)	3095.43780.101.570951	305,351	-	193,931	142,602	-	-	-	-	-
Construction (Streetscape)	3095.43780.101.570959	305,351	-	57,649	57,649	-	-	-	-	-
Total:		731,115	-	251,580	200,251	-	-	-	-	-

**Village of Oak Park
Capital Improvement Fund Project Sheet
2020 - 2024**

Project: Cul-De-Sac Modifications

Priority Code: F

Category: Infrastructure Improvements



Description:

To modify the geometry of selected cul-de-sacs around the village in order to better accommodate delivery trucks.

Justification:

Due to the increase of delivery trucks over the last several years there are several cul-de-sacs around the village in which the current geometry does not properly accommodate the turning movements of delivery trucks. The cul-de-sacs are often rutted and having the landscaping destroyed. This project would revise the size of the cul-de-sac to reduce damage by trucks, and to restore any landscaping already damaged.

Current Status:

This project is currently anticipated as a one year project, and will be designed and constructed in 2021.

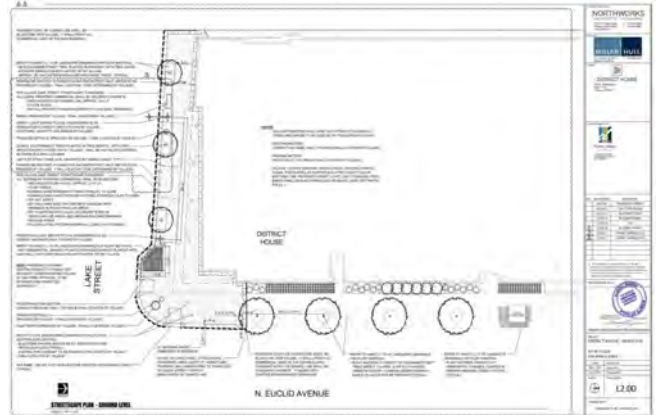
Funding Sources	Account Number	Actuals		Budget	Year End	Recommended Budget				
		FY 2017	FY 2018	FY 2019	Estimate	FY 2020	FY 2021	FY 2022	FY 2023	FY 2024
Transfer from Debt Service	4025.41300.101.491425	-	-	-	-	-	100,000	-	-	-
Main Capital Fund Revenues (Non-Dr	Various									
Total:		-	-	-	-	-	100,000	-	-	-
Expenditures										
Construction	3095.43780.101.570951	-	-	-	-	-	100,000	-	-	-
Total:		-	-	-	-	-	100,000	-	-	-

**Village of Oak Park
Capital Improvement Fund Project Sheet
2020 - 2024**

Project: District House Development - Site Streetscape

Priority Code: N/A

Category: Infrastructure Improvements



Description:

This project involves the Village's share of streetscape items associated with the District House Development per the RDA. In general the developer is responsible for the majority of the streetscape costs along their frontage. The Village will pay for the above-ground portions of the work which require final design and placement by the Village as part of the larger Lake Street project including the final street lighting, signal improvements, furniture, irrigation, hydrant relocation and wayfinding

Justification:

The final approved plans and the RDA have the developer installing streetscape which matches the streetscape elements planned for the Lake Street streetscape project with some items being at Village cost.

Current Status:

Streetscape work for the District House development was completed in Summer of 2019.

Funding Sources	Account Number	Actuals		Budget	Year End Estimate	Recommended Budget				
		FY 2017	FY 2018	FY 2019	FY 2019	FY2020	FY 2021	FY 2022	FY 2023	FY 2024
Transfer from Debt Service	4025.41300.101.491425	-	24,835	-	-	-	-	-	-	-
Main Capital Fund Revenues (Non-Debt)	Various			25,675	9,114					
Total:		-	24,835	25,675	9,114	-	-	-	-	-
Expenditures										
Construction (Streetscape)	3095.43780.101.570959	-	24,835	25,675	9,114	-	-	-	-	-
Total:		-	24,835	25,675	9,114	-	-	-	-	-

**Village of Oak Park
Capital Improvement Fund Project Sheet
2020 - 2024**

Division Street Resurfacing

Priority Code: B

Category: Infrastructure Improvements



Description:

This project includes the resurfacing of Division Street from Harlem Avenue to Austin Blvd. Division Street was last resurfaced in 2007. Staff will request federal STP funds to cover 80% of the construction costs. Design is anticipated to be completed in-house. Costs shown are the full construction costs at \$2.5M with an additional \$150,000 in construction management. If federal funds are able to be secured they would fund construction at an 80/20 rate. The project includes a separate, locally funded water and sewer project which includes sewer replacement from Grove Avenue to Oak Park Avenue. This was identified as a recommended project in the combined sewer master plan to address basement backups and water main replacement from East Avenue to Elmwood Avenue and to improve fire flows in the area which was identified as a recommended project in the Village's Water System Master Plan Report.

Justification:

Division Street was last resurfaced in 2007 but current pavement conditions indicate resurfacing may be necessary by 2021.

Current Status:

The pavement will be maintained with pavement patching and potentially Microsurfacing until it can be resurfaced.

Funding Sources	Account Number	Actuals		Budget	Year End	Recommended Budget				
		FY 2017	FY 2018	FY 2019	Estimate	FY2020	FY 2021	FY 2022	FY 2023	FY 2024
Transfer from Debt Service	4025.41300.101.491425	-	-	35,000	35,000	-	2,970,000	-	-	-
Main Capital Fund Revenues (Non-Debt)	Various	-	-	-	-	-	-	-	-	-
5040 Fund Revenues	5040.43730.101.444401	-	-	-	-	-	675,000	-	-	-
Total:		-	-	35,000	35,000	-	3,645,000	-	-	-
Expenditures										
Surveying (Phase I)	3095.43780.101.570951	-	-	35,000	35,000	-	-	-	-	-
Design (Phase II)	3095.43780.101.570706	-	-	-	-	-	-	-	-	-
Construction Management	3095.43780.101.570951	-	-	-	-	-	270,000	-	-	-
Construction	3095.43780.101.570951	-	-	-	-	-	2,700,000	-	-	-
Construction (Sewer Main)	5040.43750.781.570707	-	-	-	-	-	225,000	-	-	-
Construction (Water Main)	5040.43730.777.570707	-	-	-	-	-	450,000	-	-	-
Total:		-	-	35,000	35,000	-	3,645,000	-	-	-

**Village of Oak Park
Capital Improvement Fund Project Sheet
2020 - 2024**

Project: Eisenhower Expressway (I-290) Reconstruction Project

Priority Code: F

Category: Infrastructure Improvements



Description:

The Illinois Department of Transportation (IDOT) is in the process of finalizing Preliminary Engineering and Environmental (Phase I) Studies for the complete reconstruction of the Eisenhower Expressway (I-290), including all bridges from west of Mannheim Road to Racine Avenue through Oak Park. There will be certain Village costs associated with this project.

Justification:

As a result of the public meetings (Phase I) held in 2015 and 2016 with the Village Board, the community and IDOT, a number of Village responsibilities (project costs) have been included in the 2016 "Letter of Intent". These costs include items such as Traffic Signals, Bicycle and Pedestrian facilities, Roadway Lighting, Utility Relocation, Maintenance and Jurisdiction, Noise Walls, Bridge Aesthetics, Hardscape and Landscape.

Current Status:

The I-290 Reconstruction project is on-hold until funding becomes available. IDOT currently does not have any funding for the design or construction of this project and is requesting funding from the State. The project has an estimated construction cost of \$3.2 Billion. Should funding become available, design work would most likely start no sooner than 2 years after funding is secured to allow for IDOT's processes for selecting consulting firms for these large projects with construction work for the project starting probably around 5 years after funding is secured. Construction work would start with bridge replacements for several of the bridges crossing I-290. It is anticipated it will be an eight year project when started. When the project starts funds are provided for one (1) new FTE staff for coordination of this project with the community and IDOT.

Funding Sources	Account Number	Actuals		Budget	Year End Estimate		Recommended Budget			
		FY 2017	FY 2018	FY 2019	FY 2019	FY 2020	FY 2021	FY 2022	FY 2023	FY 2024
Transfer from Debt Service	4025.41300.101.491425	-	-	-	-	-	-	-	-	100,000
Main Capital Fund Revenues (Non-Debt)	Various									
Total:		-	-	-	-	-	-	-	-	100,000
Expenditures										
Construction Liaison Staff	3095.43780.101.510501	-	-	-	-	-	-	-	-	100,000
Preliminary Design (Phase I)		-	-	-	-	-	-	-	-	-
Design (Phase II)		-	-	-	-	-	-	-	-	-
Construction Management		-	-	-	-	-	-	-	-	-
Construction		-	-	-	-	-	-	-	-	-
Total:		-	-	-	-	-	-	-	-	100,000

**Village of Oak Park
Capital Improvement Fund Project Sheet
2020 - 2024**

Project: Emerson Development - Parking Garage, Environmental, Site Streetscape and Utility Improvements Priority Code: N/A Category: Infrastructure Improvements



Description:
This project involves the Village's share of environmental remediation, utility improvements, the creation of a new north-south street (Maple Avenue) and Streetscaping associated with the proposed Clark Street Development. The developer would design and construct the improvements. The utility improvements consist of installing new water and sewer mains on the new Maple Avenue, replacing the water and sewer mains on Westgate Avenue and replacing the water main on North Boulevard. The streetscape work involves pavements, concrete curb, lighting, brick pavements on Westgate Avenue along the development's frontage and bluestone sidewalks on Maple Avenue and Westgate Avenue from Maple Avenue to the cul-de-sac, to reflect design elements selected from a future Lake Street streetscape as well as the Marion Street palette.

Justification:
Existing water and sewer utilities need replacement in the area of the development and a new north-south street, Maple Avenue, needs to be created with new utilities to services this proposed development. ComEd must relocate equipment on existing right-of-way and Village property to allow for the construction.

Current Status:
This project is complete.

Funding Sources	Account Number	Actuals		Budget	Year End Estimate	Recommended Budget				
		FY 2017	FY 2018	FY 2019	FY 2019	FY 2020	FY 2021	FY 2022	FY 2023	FY 2024
Interest Revenue	4002.41300.101.461490	12,239	604	-	-	-	-	-	-	-
Transfer from Debt Service	4025.41300.101.491425	6,830,981	-	-	-	-	-	-	-	-
Main Capital Fund Revenues (Non-Debt)	Various	-	-	-	2,176,980	-	-	-	-	-
Transfer from Downtown TIF	4002.41300.101.491498	-	6,702	2,176,980	2,086,558	-	-	-	-	-
5040 Fund Revenues	5040.43730.101.444401	209,708	-	-	-	-	-	-	-	-
Total:		7,052,928	7,306	2,176,980	4,263,538	-	-	-	-	-
Expenditures										
Environmental Remediation	2098.46260.101.530667	102,005	4,282	-	-	-	-	-	-	-
Project Administration (CCS)	2098.46260.101.530667	4,659	2,420	-	-	-	-	-	-	-
Streetscape Construction	2098.46260.101.530667	31,720	-	-	-	-	-	-	-	-
Environmental Remediation	4002.46250.101.530667	-	-	-	-	-	-	-	-	-
Private Utility Relocation (ComEd, etc.)	4002.46250.101.530667	-	-	-	-	-	-	-	-	-
1118 Westgate Demo & Env	4002.46250.101.530667	-	-	-	-	-	-	-	-	-
Parking Garage Construction	4002.46250.101.530667	-	-	-	-	-	-	-	-	-
Surveying and Plats	4002.46250.101.530667	-	-	-	-	-	-	-	-	-
Project Administration (CCS)	4002.43780.101.530667	21,178	-	-	-	-	-	-	-	-
Streetscape Construction	4002.46250.101.530667	6,830,981	-	-	-	-	-	-	-	-
Streetscape Construction	4002.46260.101.530667	137,665	-	-	-	-	-	-	-	-
Construction Oversight (Strand)	3095.43780.101.570959	142,604	-	-	-	-	-	-	-	-
Streetscape Construction	3095.43780.101.570959	-	-	-	-	-	-	-	-	-
Construction (Water)	5040.43730.777.570707	176,423	-	-	-	-	-	-	-	-
Construction (Sewer)	5040.43750.781.570707	33,285	-	-	-	-	-	-	-	-
Total:		7,480,520	6,702	-	-	-	-	-	-	-

**Village of Oak Park
Capital Improvement Fund Project Sheet
2020 - 2024**

Project: FHWA Reflectivity Sign Upgrade

Priority Code: B

Category: Infrastructure Improvements



Description:

Replacement of regulatory signs that no longer meet the needs of nighttime drivers. The focus will be on upgrading signs that do not meet the minimum retroreflectivity. This is a multi-year project. Future years will include replacement of warning signs in addition to regulatory signs.

Justification:

The Federal Highway Administration (FHWA) through the Manual on Uniform Traffic Control Devices (MUTCD) provides required standards for regulatory and warning sign reflectivity. Agencies need to replace any sign they identify as not meeting the established minimum retroreflectivity. Agencies' schedules for replacing signs are based on resources and relative priorities rather than specific compliance dates.

Current Status:

The assessment of which signs need to be replaced was completed in the fall of 2014. The work includes \$5,000 annually for replacing regulatory signs identified for replacement due to lack of reflectivity/fading. Night time inspection/evaluation will be done in-house every three years.

Funding Sources	Account Number	Actuals		Budget	Year End Estimate	Recommended Budget				
		FY 2017	FY 2018	FY 2019	FY 2019	FY2020	FY 2021	FY 2022	FY 2023	FY 2024
Transfer from Debt Service	4025.41300.101.491425	-	-	-	-	5,000	5,000	5,000	5,000	5,000
Main Capital Fund Revenues (Non-Deb)	Various			5,000	5,000					
Total:		-	-	5,000	5,000	5,000	5,000	5,000	5,000	5,000
Expenditures										
Design	3095.43780.101.560634	-	-	-	-	-	-	-	-	-
Construction Management	3095.43780.101.560634	-	-	-	-	-	-	-	-	-
Street Name Sign Replacement	3095.43780.101.560634	-	-	-	-	-	-	-	-	-
Regulatory Sign Replacement	3095.43780.101.560634	-	-	5,000	5,000	5,000	5,000	5,000	5,000	5,000
Total:		-	-	5,000	5,000	5,000	5,000	5,000	5,000	5,000

**Village of Oak Park
Capital Improvement Fund Project Sheet
2020 - 2024**

Project: Harlem Avenue Multimodal Bridge Project

Priority Code: F

Category: Infrastructure Improvements



Lower Conditions



Build Conditions

Description:

Design and replacement of the Harlem viaduct in partnership with Forest Park and River Forest. The bridge is located at the intersecting border of the three communities with 1/2 of the bridge in Oak Park, 1/4 located in River Forest, and 1/4 located in Forest Park. Funding for the local share share of the project (assuming the Village's receive a grant) is based on this same breakdown.

Justification:

The proposed Harlem Avenue Multimodal Bridge Project consists of the replacement of the existing bridge, the lowering of the Harlem roadway to provide for required clearances, and pedestrian and aesthetic enhancements that will transform this deteriorated bridge into a gateway for the three Villages. The new bridge will feature a clear span from viaduct wall to viaduct wall with no columns. The removal of the columns will not only improve the aesthetics but also improve traffic flow on Harlem. Sidewalk, lighting, and decorative treatments will enhance the pedestrian experience under and around the bridge.

Current Status:

The phase I Engineering for this project is substantially complete. In 2014, 2015, 2016, 2017, the Village of Oak Park along with the Villages of River Forest and Forest Park submitted Transportation Investment Generating Economic Recovery (TIGER) grant applications for the replacement of the Harlem Avenue viaduct between North and South Boulevards but were not awarded the grants as they were extremely competitive national grants. In 2019 the Village of Oak Park submitted a Surface Transportation Program Shared Fund (STP Shared Fund) Grant in a joint effort with River Forest and Forest Park but also did not received any grant funding. The project is estimated at \$2,000,000 for design and \$28,000,000 for construction. Costs shown below assume the Villages will only move forward with this project assuming a grant funds 80% of the total costs with the 3 Village's sharing the 20% local match being broken down by Village of Oak Park responsible for 50% of a local match with 25% River Forest and 25% Forest Park. The Village would pay up front for engineering and be reimbursed.

Funding Sources	Account Number	Actuals		Budget	Year End	Recommended Budget				
		FY 2017	FY 2018	FY 2019	Estimate	FY 2020	FY 2021	FY 2022	FY 2023	FY 2024
Transfer from Debt Service	4025.41300.101.491425	-	-	-	-	-	100,000	100,000	1,400,000	1,400,000
Main Capital Fund Revenues (Non-Debt)	Various									
Grant	3095.43780.101.431400						400,000	400,000	-	-
Total:		-	-	-	-	-	500,000	500,000	1,400,000	1,400,000
Expenditures										
Surveying (Phase I)		-	-	-	-	-	-	-	-	-
Design (Phase II)	3095.43780.101.570971	-	-	-	-	-	500,000	500,000	-	-
Construction	3095.43780.101.570971	-	-	-	-	-	-	-	1,400,000	1,400,000
Total:		-	-	-	-	-	500,000	500,000	1,400,000	1,400,000

**Village of Oak Park
Capital Improvement Fund Project Sheet
2020 - 2024**

Project: Harrison Street Lighting

Priority Code: N/A

Category: Infrastructure Improvements



Description:

In 2007 the Village and the Harrison Arts District worked on an Urban Design Plan which included various streetscape projects. Street Lighting was one of the improvements outlined in the plan. This project entails replacing the existing lighting on Harrison Street from Austin Boulevard to Ridgeland Avenue with new pedestrian and street level LED lighting.

Justification:

The lighting on Harrison Street is old and in need of upgrade to more modern LED lighting.

Current Status:

Project was constructed in 2016 with final punch list work completed in 2017. The project was completed \$45,490 under the awarded amount.


Funding Sources	Account Number	Actuals		Budget	Year End	Recommended Budget				
		FY 2017	FY 2018	FY 2019	Estimate	FY2020	FY 2021	FY 2022	FY 2023	FY 2024
Transfer from Debt Service	4025.41300.101.491425	73,062	-	-	-	-	-	-	-	-
Main Capital Fund Revenues (Non-Debt)	Various									
Total:		73,062	-	-	-	-	-	-	-	-
Expenditures										
Surveying (Phase I)		-	-	-	-	-	-	-	-	-
Design (Phase II)	3095.43780.101.570954	-	-	-	-	-	-	-	-	-
Construction Management	3095.43780.101.570954	6,786	-	-	-	-	-	-	-	-
Construction	3095.43780.101.570954	66,276	-	-	-	-	-	-	-	-
Total:		73,062	-	-	-	-	-	-	-	-

**Village of Oak Park
Capital Improvement Fund Project Sheet
2020 - 2024**

Project: HAWK Signal Installation

Priority Code: N/A

Category: Infrastructure Improvements



Description:

The project involves the installation of a bicycle and pedestrian activated HAWK signal at the intersection of Chicago Avenue and Harvey Avenue. The project was originally funded by the Federal Highway Administration (FHWA) at an 80% rate but has been since denied by FHWA due to its non-standard application.

Justification:

The Bike Plan recommends installing a HAWK signal where the bike boulevard system crosses Chicago Avenue and requests have been submitted to improve the safety of the school crossing here.

Current Status:

Phase 2 design was awarded to Terra Engineering on May 18, 2015 and construction engineering on June 6, 2016. The bid opening for the project was on May 19, 2016 and was awarded by the Village Board on June 6, 2016. This project was substantially completed in 2016 with punch list items completed in the summer of 2017. The final payment for the project was processed in 2017 but did not post until 2018.

Funding Sources	Account Number	Actuals		Budget	Year End	Recommended Budget				
		FY 2017	FY 2018	FY 2019	Estimate	FY2020	FY 2021	FY 2022	FY 2023	FY 2024
Transfer from Debt Service	4025.41300.101.491425	100,044	3,636	-	-	-	-	-	-	-
Main Capital Fund Revenues (Non-Det)	Various									
Total:		100,044	3,636	-	-	-	-	-	-	-
Expenditures										
Surveying (Phase I)		-	-	-	-	-	-	-	-	-
Design (Phase II)	3095.43780.101.570967	-	-	-	-	-	-	-	-	-
Construction Management	3095.43780.101.570967	-	-	-	-	-	-	-	-	-
Construction (Roadway Funds)	3095.43780.101.570951	23,911	-	-	-	-	-	-	-	-
Construction	3095.43780.101.570967	76,133	3,636	-	-	-	-	-	-	-
Total:		100,044	3,636	-	-	-	-	-	-	-

**Village of Oak Park
Capital Improvement Fund Project Sheet
2020 - 2024**

Project: Historic Sidewalk Replacement Program

Priority Code: F

Category: Infrastructure Improvements



Description:

Replacement or reinstallation of deteriorated, hazardous and/or non-ADA compliant sandstone sidewalks most of which are in historic districts. Historic sandstone sidewalks should be salvaged and re-installed where possible to maintain the longest continuous runs of sandstone sidewalk to maintain the historic character of these unique sidewalks. Replacement stone needs to be sourced for replacing sidewalks too deteriorated to reinstall or salvage.

Justification:

Improve pedestrian safety and maintain the historic character of these unique sidewalks primarily located in historic districts. The Historic Preservation Commission has been working since 2000 to develop a program to address these sidewalks as many are trip hazards. The Engineering Division completed a survey of all 4,260 stone sidewalk squares identifying which squares are in good condition, which can be re-leveled and which require replacement. As of 2017 roughly 51% are level and in good condition, 33% require releveling and 16% are broken and require replacement. They will be prioritized to relevel squares and consolidate longer runs of stone sidewalks to preserve the character of the historic districts.

Current Status:

The Village last reset sandstone sidewalks in 2016 and 2017. The Village has applied for grant opportunities, such as ITEP, but has not been awarded a grant for this work to date. Future years reflect no grant funding.

Funding Sources	Account Number	Actuals		Budget	Year End Estimate	Recommended Budget				
		FY 2017	FY 2018	FY 2019	FY 2019	FY 2020	FY 2021	FY 2022	FY 2023	FY 2024
Transfer from Debt Service	4025.41300.101.491425	48,947	-	-	-	-	50,000	50,000	50,000	50,000
Main Capital Fund Revenues (Non-Del)	Various									
Total:		48,947	-	-	-	-	50,000	50,000	50,000	50,000
Expenditures										
Surveying (Phase I)		-	-	-	-	-	-	-	-	-
Design (Phase II)		-	-	-	-	-	-	-	-	-
Construction Management		-	-	-	-	-	-	-	-	-
Construction	3095.43780.101.570953	48,947	-	-	-	-	50,000	50,000	50,000	50,000
Total:		48,947	-	-	-	-	50,000	50,000	50,000	50,000

**Village of Oak Park
Capital Improvement Fund Project Sheet
2020 - 2024**

Project: Home Avenue Bridge Deck Replacement

Priority Code: A

Category: Infrastructure Improvements



Description:

The Home Avenue Bridge is planned to be replaced with the future I-290 Reconstruction project although the bridge can be replaced in advance of the I-290 Reconstruction project should the Village want to accelerate the schedule for the replacement of the bridge due to its failing condition. The Village will need to complete a Phase I Preliminary Engineering Study and a Phase II design of the bridge should any non-standard design be considered. The concept for the Home Avenue bridge included in the LOI with IDOT includes a linear park treatment. The Village has several Cap the Ike grants to fund the design.

Justification:

The existing pedestrian bridge at Home Avenue is deteriorating and will be patched temporarily with a separate project and will be completely replaced with the I-290 Reconstruction project. The Village will need to complete the design of any non-standard bridge being considered with the I-290 project. If the bridge were to be constructed prior to the I-290 project, the Village will use the Cap the Ike funds to complete the Phase I and II engineering design for the Home Avenue Bridge so that it could be built prior to the I-290 project in case Federal Funds become available for this work. The grants cover 100% of the costs which are paid up front by the Village and reimbursed by the State.

Current Status:

The Engineering Division will request proposals for the Phase I & II engineering designs for the Home Avenue bridge for presenting an agreement to the Board in the fall of 2019 for work to start in 2020 after IDOT's review and approval of the contract. The design work for both phases will take approximately 3 years since it will be administered following IDOT's procedures due to the federal funding. The Village has three (3) Cap the Ike Grants to fund the design of the bridge.

Funding Sources	Account Number	Actuals		Budget		Year End Estimate		Recommended Budget		
		FY 2017	FY 2018	FY 2019	FY 2019	FY 2020	FY 2021	FY 2022	FY 2023	FY 2024
Transfer from Debt Service	4025.41300.101.491425	-	-	-	-	-	-	5,600,000	2,875,000	-
Main Capital Fund Revenues (Non-Det)	Various	-	-	-	-	-	-	-	-	-
Grant Funds	3095.43780.101.431400	-	-	750,000	-	800,000	1,000,000	-	-	-
Total:		-	-	750,000	-	800,000	1,000,000	5,600,000	2,875,000	-
Expenditures										
Preliminary Engineering Study (Phase I)	3095.43780.101.570706	-	-	750,000	-	800,000	-	-	-	-
Design (Phase II)	3095.43780.101.570706	-	-	-	-	-	1,000,000	-	-	-
Construction Management	3095.43780.101.570951	-	-	-	-	-	-	600,000	375,000	-
Construction	3095.43780.101.570951	-	-	-	-	-	-	5,000,000	2,500,000	-
Total:		-	-	750,000	-	800,000	1,000,000	5,600,000	2,875,000	-

**Village of Oak Park
Capital Improvement Fund Project Sheet
2020 - 2024**

Lake Street Streetscaping and Resurfacing

Priority Code: **A**

Category: **Infrastructure Improvements**



Description:

The Lake Street Streetscape, Resurfacing and Utility Improvement projects are anticipated to be broken into 3 projects in order to take advantage of available federal funds and minimize impacts to the business community. The Village received \$3M in Federal resurfacing funds for this project. The locally funded utility project consists of water main replacement from Oak Park Avenue to Euclid Avenue, sewer replacement from Grove Avenue to Euclid Avenue and sewer lining in sections from Euclid Avenue to Ridgeland Avenue. The street resurfacing project is from Euclid Avenue to Austin Boulevard and will also use local CIP funds. The streetscape project will use federal STP funds. The streetscape project has been delayed to a November 2019 bidding with the state. A robust traffic study was included in the design contract in order to provide short-term traffic signal timing improvements. This will ensure the Lake Street project creates the best design possible for addressing traffic congestion and accommodating pedestrians and be used for modeling and managing the traffic signal system going forward.

Justification:

The Greater Downtown Master Plan includes recommendations for streetscape enhancements within these business districts. In early 2015 the Village Board re-established the Lake Street Streetscape Committee to discuss streetscape options for the roadway, sidewalks and underground public utilities on Lake Street as this public infrastructure is nearing the end of its useful service life. The Village received \$3M in Federal Highway STP funds for streetscape construction. Wayfinding signage will be implemented with these projects along Lake Street in conjunction with the overall Village wayfinding updates. The Resurfacing Construction Estimate is \$1.4M, Utility Construction Estimate is \$1.43M and the current Streetscape Construction Estimate is \$14.9M. The utility project and resurfacing project use local funds. The streetscape project will be bid and paid up-front by the State with the Village being invoiced for its share. Costs shown for the streetscape project reflect the Village's expenses.

The streetscape project is currently scheduled for state bidding November 2019 with construction starting in late spring 2020 and extending through the end of 2020. The locally-funded street resurfacing and utility project will be coordinated with the streetscape project and be built in 2020 as well. Staff is evaluating using any additional MFT funds for the federal portion of the project as it would meet MFT requirements. \$120,000 has been added to the Retail Rehab Grant Program Account 1001.46260.101.585651 which will serve as a business incentive program for businesses during construction.

Funding Sources	Account Number	Actuals		Budget	Year End Estimate	Recommended Budget				
		FY 2017	FY 2018	FY 2019	FY 2019	FY 2020	FY 2021	FY 2022	FY 2023	FY 2024
Transfer from Debt Service	4025.41300.101.491425	912,259	666,098	11,066,989	-	10,355,393	-	-	-	-
Main Capital Fund Revenues (Non-Debt)	Various	-	-	-	1,228,526	-	-	-	-	-
5040 Fund Revenues	5040.43730.101.444401	-	-	1,862,000	22,120	1,912,880	-	-	-	-
Cook County Grant Revenues	3095.43780.101.531400	-	-	-	-	310,000	-	-	-	-
Total:		912,259	666,098	12,928,989	1,250,646	12,578,273	-	-	-	-

Expenditures

Business Reward Program	3095.43780.101.570706	-	-	-	-	120,000	-	-	-	-
Geotechnical Eng & Pavement Investigation	3095.43780.101.530667	37,610	-	-	-	-	-	-	-	-
Vaulted Sidewalk Investigation	3095.43780.101.530667	5,050	-	-	-	-	-	-	-	-
Environmental Testing	3095.43780.101.530667	-	33,889	2,622	2,622	-	-	-	-	-
Landscape Design Phase 1	3095.43780.101.570706	84,048	21,614	-	-	-	-	-	-	-
Landscape Design Phase 2	3095.43780.101.570706	-	130,349	1,021	29,924	-	-	-	-	-
Engineering Design (Phase 1-2)	3095.43780.101.570706	785,551	450,763	4,102	387,102	-	-	-	-	-
Right of Way Acquisition Assistance	3095.43780.101.530667	-	21,058	107,842	107,842	-	-	-	-	-
Right of Way Acquisition	3095.43780.101.570959	-	-	-	73,700	-	-	-	-	-
Wayfinding Design	3095.43780.101.570959	-	8,424	10,676	10,676	-	-	-	-	-
Vaulted Sidewalk Repairs	3095.43780.101.570959	-	-	200,000	15,000	-	-	-	-	-
Construction Management	3095.43780.101.570706	-	-	1,540,726	175,000	1,390,726	-	-	-	-
Construction Water Project	5040.43730.777.570707	-	-	662,000	22,120	662,880	-	-	-	-
Construction Sewer Project	5040.43750.781.570707	-	-	1,200,000	-	1,250,000	-	-	-	-
Construction Street Resurfacing Project	3095.43780.101.570951	-	-	1,400,000	-	1,992,645	-	-	-	-
Construction Traffic Signal - Lake & Forest	3095.43780.101.570959	-	-	-	426,660	-	-	-	-	-
Construction Streetscape Project	3095.43780.101.570959	-	-	7,800,000	-	7,162,022	-	-	-	-
Total:		912,259	666,098	12,928,989	1,250,646	12,578,273	-	-	-	-

**Village of Oak Park
Capital Improvement Fund Project Sheet
2020 - 2024**

Project: Landscape Improvements

Priority Code: B

Category: Infrastructure Improvements



Description:

Work includes upgrading of the Village's landscaped areas. Sites will be selected each year based on their condition.

Justification:

The Public Works Department maintains over 180 landscaped sites throughout the Village. This includes landscaped medians, cul-de-sacs, parking lots, business districts and traffic diverters. Current maintenance funding does not include the necessary funding to provide appropriate replacement and improvements.

Current Status:

Improvements in 2019 included cul-de-sacs in the south part of town between the Eisenhower Expressway and Roosevelt Road, Jackson Boulevard median and the Jackson Boulevard S-curve. Landscape replacements that have failed in 2020 could include replacing the existing materials with more native plantings and grasses.

Funding Sources	Account Number	Actuals		Budget	Year End Estimate	Recommended Budget				
		FY 2017	FY 2018	FY 2019	FY 2019	FY2020	FY 2021	FY 2022	FY 2023	FY 2024
Transfer from Debt Service	4025.41300.101.491425	33,474	42,257			50,000	50,000	50,000	50,000	50,000
Main Capital Fund Revenues (Non-Debt)	Various			50,000	50,000					
Total:		33,474	42,257	50,000	50,000	50,000	50,000	50,000	50,000	50,000
Expenditures										
Surveying (Phase I)		-	-	-	-	-	-	-	-	-
Design (Phase II)		-	-	-	-	-	-	-	-	-
Construction Management		-	-	-	-	-	-	-	-	-
Construction	3095.43780.101.570963	33,474	42,257	50,000	50,000	50,000	50,000	50,000	50,000	50,000
Total:		33,474	42,257	50,000	50,000	50,000	50,000	50,000	50,000	50,000

**Village of Oak Park
Capital Improvement Fund Project Sheet
2020 - 2024**

Project: Lincoln Properties Development - Environmental, Site Demo, Alley, Utilities Priority Code: N/A Category: Infrastructure Improvements



Description:
This project involves the Village's share of items associated with the Lincoln Property Development at South Boulevard and Harlem Avenue per the RDA. The work includes replacing the public alley east of the site, environmental remediation, removal of old foundations, demolition of the existing site, relocating public utilities for ComEd, ATT, etc. and installing new water and sewer mains in the alleys. The streetscape work on South Boulevard is being completed as part of the separate federally funded South Boulevard Streetscape project and is not shown on this sheet.

Justification:
The RDA have the developer replacing the alley, installing a new water main to wrap around the site, relocating ComEd and other utility equipment, installing a sewer main in the north-south alley, as well as remediating environmental concerns and demolishing the site at the Village's expense.

Current Status:
Work on the Lincoln Properties development started in the summer of 2017 and was completed in 2019. The streetscape work on South Boulevard is being completed as part of the separate federally funded South Boulevard Streetscape project and is not shown on this sheet.


Funding Sources	Account Number	Actuals		Budget	Year End Estimate	Recommended Budget				
		FY 2017	FY 2018	FY 2019	FY 2019	FY2020	FY 2021	FY 2022	FY 2023	FY 2024
Transfer from Downtown TIF	4003.41300.101.491499	-	618,203	-	-	-	-	-	-	-
Main Capital Fund Revenues (Non-Debt)	Various	-	-	-	-	-	-	-	-	-
South/Harlem Redevelopment Revenue	4003.41300.101.462476	-	-	-	-	-	-	-	-	-
Miscellaneous Revenue (AT&T Reimbursement)	3095.43700.101.441462	-	-	-	7,053	-	-	-	-	-
Recovered Damages	3095.43780.101.441475	-	-	-	14,177	-	-	-	-	-
5040 Fund Revenues	5040.43730.101.444401	121,708	-	-	-	-	-	-	-	-
Total:		121,708	618,203	-	21,230	-	-	-	-	-
Environmental, Site Demo, & Utility Relocation Remediation	4003.43780.101.530667	432,395	52,424	-	-	-	-	-	-	-
Alley Design & Env SRP Closure	4003.46260.101.530660	-	-	-	-	-	-	-	-	-
Alley Design	3095.43780.101.570964	-	4,288	-	-	-	-	-	-	-
Alley Construction	3095.43780.101.570964	-	102,338	-	-	-	-	-	-	-
Street Lighting Improvements	3095.43780.101.570954	-	-	-	14,177	-	-	-	-	-
Water Main Relocation	5040.43730.777.570707	88,423	-	-	-	-	-	-	-	-
Sewer Main Installation (Alley)	5040.43750.781.570707	33,285	-	-	-	-	-	-	-	-
Total:		554,103	159,050	-	14,177	-	-	-	-	-

**Village of Oak Park
Capital Improvement Fund Project Sheet
2020 - 2024**


Project: Madison Street Corridor Traffic Calming (Jackson & Washington)

Priority Code: A

Category: Infrastructure Improvements



LEGEND
— LEVEL 1 TRAFFIC CALMING IMPROVEMENT
— LEVEL 2 TRAFFIC CALMING IMPROVEMENT
— LEVEL 3 TRAFFIC CALMING IMPROVEMENT



Description:

The Village conducted a traffic study of the Madison Street corridor including Jackson and Washington Boulevard as well as side streets that intersect Madison Street to predict potential traffic diversion and impacts from the Madison Street road diet project. The traffic study recommended a series of improvements on Jackson, Washington, and side streets based on predicted diversion rates from Madison. The potential traffic diversion from Madison is currently just a prediction and the actual impacts to the adjacent streets will not be known until the road diet project is completed and traffic reaches a steady state. The project includes collecting traffic data in the late spring of 2020 then verifying what traffic calming improvements best fit the actual conditions. Improvements on Jackson are shown for construction in 2020 since Jackson is owned by the Village. Improvements on Washington are shown for 2021 and beyond since Washington is a State highway and improvements must be approved by IDOT. Washington improvements include signal modifications to add left turn bays to reduce congestion. Side street calming measures are shown for 2020 for staff recommendations and into 2021 to also account for additional calming measures for resident petition based improvements.

Justification:

To calm traffic and improve safety from potential traffic diversion from Madison Street due to the road diet project.

Current Status:

Staff will conduct traffic studies to capture actual data in the late spring or early summer of 2020 and implement recommended improvements starting in the late summer or early fall of 2020.

Funding Sources	Account Number	Actuals		Budget	Year End Estimate	Recommended Budget				
		FY 2017	FY 2018	FY 2019	FY 2019	FY2020	FY 2021	FY 2022	FY 2023	FY 2024
Transfer from Debt Service	4025.41300.101.491425	-	27,721			420,000	400,000	300,000	-	-
Main Capital Fund Revenues (Non-Debt)	Various			37,619	37,619					
Total:		-	27,721	37,619	37,619	420,000	400,000	300,000	-	-
Expenditures										
Traffic Calming Study	3095.43780.101.570706	-	27,721	37,619	37,619	-	-	-	-	-
Traffic Data Collection	3095.43780.101.570706	-	-	-	-	20,000	-	-	-	-
Construction (Jackson)	3095.43780.101.570955	-	-	-	-	250,000	-	-	-	-
Construction (Washington)	3095.43780.101.570955	-	-	-	-	-	300,000	300,000	-	-
Construction (side streets)	3095.43780.101.570955	-	-	-	-	150,000	100,000	-	-	-
Total:		-	27,721	37,619	37,619	420,000	400,000	300,000	-	-

**Village of Oak Park
Capital Improvement Fund Project Sheet
2020 - 2024**

Project: Madison Street Redevelopment and Streetscaping

Priority Code: A

Category: Infrastructure Improvements

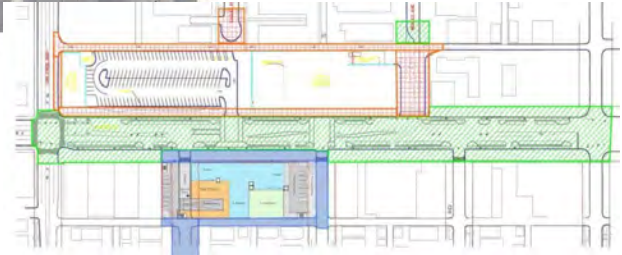


CONCEPT PLAN: OAK PARK AVE. TO EAST AVE.



PUBLIC IMPROVEMENTS

- South Developer
- North Developer
- Village



Description:

The Village approved a Redevelopment Agreement in December of 2018 which includes the transfer of Village owned parcels at 700-728 Madison Street and right-of-way, the creation of a Pete's Fresh Market on the north side of Madison Street east of Oak Park Avenue, a senior living center on the south side of Madison, and for street resurfacing, streetscaping, and utility improvements on Madison from Oak Park Avenue to East Avenue. The Village previously completed conceptual streetscape designs and utility improvements that will be used as the basis of the design which will be refined and completed in coordination with the redevelopments' designs. Work includes street resurfacing, street lighting replacement, enhancements to eth sidewalk and parkway areas, improved pedestrian crossings, and creating protected bike lanes. Redevelopment activities include utility relocation, environmental remediation, alley replacements, installations of cul de sacs, and miscellaneous site improvements.

Justification:

This project is in alignment with the Village Board's plan for improvement of this corridor. To improve the safety and appearance of the Madison Street business district, encourage development, and replace detrorating infrastructure.

Current Status:

The Village approved the RDA in december of 2018. Streetscaping design will be coordinated with the design of the developments. Design work is anticipated to occur in 2019 with construction starting in 2020 and coordinated with construction of the developments, pending Village Board approval of the planned developments.

Funding Sources	Account Number	Actuals		Budget		Year End Estimate		Recommended Budget		
		FY 2017	FY 2018	FY 2019	FY 2019	FY2020	FY 2021	FY 2022	FY 2023	FY 2024
TIF Increment	2072.41300.101.411401	8,500	-	5,423,299	3,038,299	5,885,000	1,577,315	-	-	-
Transfer from Debt Service	4025.41300.101.491425	-	-	-	-	-	2,822,685	-	-	-
Main Capital Fund Revenues (Non-Debt)	Various	-	-	11,438	11,438	-	-	-	-	-
Fund Balance		-	-	3,550,000	50,000	-	-	-	-	-
Total:		8,500	-	8,984,737	3,099,737	5,885,000	4,400,000	-	-	-
Expenditures										
Surveying	2072.41300.101.570707	8,500	-	-	-	-	-	-	-	-
Conceptual Landscape Design	3095.43780.101.570706	-	-	11,438	11,438	-	-	-	-	-
Streetscape Design	2072.41300.101.570707	-	-	138,299	88,299	50,000	-	-	-	-
Development Incentives & Environment	2072.41300.101.570698	-	-	8,835,000	3,000,000	5,835,000	-	-	-	-
Construction Management (Streetscape)	3095.43780.101.570959	-	-	-	-	-	400,000	-	-	-
Construction (Streetscape)	3095.43780.101.570959	-	-	-	-	-	2,422,685	-	-	-
Construction (Streetscape)	2072.41300.101.570698	-	-	-	-	-	1,577,315	-	-	-
Total:		8,500	-	8,984,737	3,099,737	5,885,000	4,400,000	-	-	-

**Village of Oak Park
Capital Improvement Fund Project Sheet
2020 - 2024**

Project: Marion Street Crosswalk Replacement

Priority Code: F

Category: Infrastructure Improvements



Description:

This project consists of replacing the existing bluestone in the crosswalks on North Marion Street installed in 2007 and making repairs to granite crosswalks on South Marion Street installed in 2011.

Justification:

The bluestone in the existing crosswalks is deteriorating due to freeze thaw and vehicle loading. The granite edging of the crosswalks is also failing at several locations.

Current Status:

Portions of this work were completed in 2015, with some work being completed in 2016. The work was suspended in 2016 due to the amount of adjacent work in the area associated with developments and the South Boulevard streetscape project. The 2016 project was completed in the summer of 2017. In 2015, a colored concrete was used to replace the bluestone in the crosswalks and sawcut into the bluestone pattern. In 2016, the remaining bluestone crosswalks were replaced with this colored concrete. The 2016 work also included replacing the granite edging which was failing at many locations with a white concrete edging to hopefully minimize future repairs. Funds are shown in 2021 for future repairs.

Funding Sources	Account Number	Actuals		Budget	Year End	Recommended Budget				
		FY 2017	FY 2018	FY 2019	Estimate	FY 2020	FY 2021	FY 2022	FY 2023	FY 2024
Transfer from Debt Service	4025.41300.101.491425	96,635	-	-	-	-	75,000	-	-	-
Main Capital Fund Revenues (Non-Debt)	Various									
Total:		96,635	-	-	-	-	75,000	-	-	-

Expenditures


Construction	3095.43780.101.570953	96,635	-	-	-	-	75,000	-	-	-
Construction	3095.43780.101.570959	8,774	-	-	-	-	-	-	-	-
Total:		105,409	-	-	-	-	75,000	-	-	-

**Village of Oak Park
Capital Improvement Fund Project Sheet
2020 - 2024**

Project: North Avenue Streetscape

Priority Code: D

Category: Infrastructure Improvements



Description:

This project consists of streetscaping on North Avenue from Oak Park Avenue to Austin Boulevard and will be a shared project with the City of Chicago. The Village and CDOT previously worked together on a transportation study of North Avenue as well as an economic development study.

Justification:

The streetscaping work from Harlem to Oak Park Avenue was previously completed in 2006. The transportation study recommends a variety of streetscaping improvements. The project would be designed by CDOT with the Village paying 50% of the costs for design and the Village's share of construction costs on the Village's side of North Avenue.

Current Status:

IDOT's multi-year highway improvement plan includes \$1.8M for resurfacing North Avenue from Harlem to Cicero. Work is tentatively planned for some time between 2023 and 2025. The Village will coordinate any planned work with the State's resurfacing project

Funding Sources	Account Number	Actuals		Budget	Year End Estimate		Recommended Budget			
		FY 2017	FY 2018	FY 2019	FY 2019	FY 2020	FY 2021	FY 2022	FY 2023	FY 2024
Transfer from Debt Service	4025.41300.101.491425	-	-	-	-	50,000	450,000	3,500,000	-	-
Main Capital Fund Revenues (Non-Debt)	Various	-	-	-	-	-	-	-	-	-
General Fund Operating Revenues	Various	-	8,782	-	-	-	-	-	-	-
Total:		-	8,782	-	-	50,000	450,000	3,500,000	-	-
Expenditures										
Transportation Study	1001.46202.101.530667	-	8,782	-	-	-	-	-	-	-
Design	3095.43780.101.570706	-	-	-	-	50,000	450,000	-	-	-
Construction	3095.43780.101.570959	-	-	-	-	-	-	3,500,000	-	-
Total:		-	8,782	-	-	50,000	450,000	3,500,000	-	-

**Village of Oak Park
Capital Improvement Fund Project Sheet
2020 - 2024**

Project: North Marion Street Streetscape

Priority Code: F

Category: Infrastructure Improvements



Entry Feature at Marion and Holley Court Garage

Description:

This project consists of installing streetscaping on the block of North Marion Street from Lake Street to Ontario Street to complete the last portion of DTOP. The proposed scope includes bluestone sidewalks along the commercial portion on the west side of the street, ornamental street and pedestrian lighting, brick pavements and crosswalks at the Holley Court intersection, street resurfacing and landscaping.

Justification:

The streetscaping work was added to the design of the Lake Street Streetscape project by the Village Board in January of 2016. The construction of this one block was removed from the scope of the Lake Street project by the Village Board in 2017 to reduce the cost of the Lake Street project. Completing the streetscape on this block would complete the streetscape and unify the aesthetics for all of DTOP.

Current Status:

Conceptual design for the decorative features and landscaping is complete and costs are shown on the Lake Street project sheet. Engineering design and final landscaping design is approximately 60% complete. Design work will be completed in 2019 with construction planned for 2021 pending Board concurrence on scope and cost. Costs shown are based on initial design.

Funding Sources	Account Number	Actuals		Budget	Year End Estimate	Recommended Budget				
		FY 2017	FY 2018	FY 2019	FY 2019	FY 2020	FY 2021	FY 2022	FY 2023	FY 2024
Transfer from Debt Service	4025.41300.101.491425	-	-	-	-	-	2,132,784	-	-	-
Main Capital Fund Revenues (Non-Debt)	Various	-	-	35,000	35,000	-	-	-	-	-
Total:		-	-	35,000	35,000	-	2,132,784	-	-	-

Expenditures

Design	3095.43780.101.570706	-	-	35,000	35,000	-	-	-	-	-
Construction Management	3095.43780.101.570959	-	-	-	-	-	175,000	-	-	-
Construction	3095.43780.101.570959	-	-	-	-	-	1,957,784	-	-	-
Total:		-	-	35,000	35,000	-	2,132,784	-	-	-

**Village of Oak Park
Capital Improvement Fund Project Sheet
2020 - 2024**

Project: Oak Park & Garfield Signal Improvements

Priority Code: N/A

Category: Infrastructure Improvements



Description:

The project includes upgrading the traffic signal equipment at Oak Park Avenue and Garfield Street to include a "lead left turn arrow" for eastbound Garfield Street.

Justification:

Based on existing traffic conditions the additional phase is necessary to allow eastbound traffic to get a green light and green left turn arrow in advance of the westbound traffic getting a green arrow in order to reduce the traffic backups on Garfield Street.

Current Status:

Work will be designed in-house in the fall of 2019 and installed in 2019.

Funding Sources	Account Number	Actuals		Budget	Year End Estimate	Recommended Budget				
		FY 2017	FY 2018	FY 2019	FY 2019	FY2020	FY 2021	FY 2022	FY 2023	FY 2024
Transfer from Debt Service	4025.41300.101.491425	-	-	-	-	-	-	-	-	-
Main Capital Fund Revenues (Non-Debt)	Various	-	-	40,000	40,000	-	-	-	-	-
Total:		-	-	40,000	40,000	-	-	-	-	-
Expenditures										
Surveying (Phase I)		-	-	-	-	-	-	-	-	-
Design (Phase II)		-	-	-	-	-	-	-	-	-
Construction Management		-	-	-	-	-	-	-	-	-
Construction	3095.43780.101.570971	-	-	40,000	40,000	-	-	-	-	-
Total:		-	-	40,000	40,000	-	-	-	-	-

**Village of Oak Park
Capital Improvement Fund Project Sheet
2020 - 2024**

Oak Park Avenue Streetscaping and Resurfacing

Priority Code: A

Category: Infrastructure Improvements



Description:

This project includes the resurfacing of Oak Park Avenue from Roosevelt Road to North Avenue. The budget also includes streetscaping in the Hemingway Business District. The scope of the streetscaping is to be determined, so conceptual level costs have been allocated for those improvements which are assumed at \$3.1M total. The Village received \$3M in Federal Surface Transportation funds for this project which will be used for street resurfacing. Sewer replacement primarily in the Hemingway District along with water main improvements from South Boulevard to Lake Street, Chicago Avenue to Augusta Avenue and from Harrison Street to Jackson Boulevard are scheduled to be completed at the same time as the resurfacing or streetscaping in these areas. Currently, street resurfacing is planned for the entire length of Oak Park Avenue except for the Hemingway District (Randolph Street to Ontario Street) in 2021 using the \$3M in Federal Funds. The streetscaping work in the Hemingway District is planned for construction in 2022.

Justification:

Oak Park Avenue was last paved in 2004 and 2005 and will be in need of resurfacing by 2019. The project was originally scheduled for work in 2019 and 2020 but is being deferred to 2021 and 2022 to better coordinate with adjacent work on Lake Street and Madison Street.

Current Status:

The Village received \$3M in Federal Surface Transportation Funds for this project from the local council of mayors. The project would be built over two construction seasons due to the amount of work and to coordinate with adjacent projects. For the street resurfacing project in 2021, the Village will be invoiced for its portion of the project. Funding shown reflects Village's costs since the resurfacing project will be paid first by IDOT and the Village will be invoiced only for our share. The overall cost estimate for construction of the project is \$10.9M (\$7.9M local and \$3M federal) plus engineering.

Funding Sources	Account Number	Actuals		Budget	Year End Estimate	Recommended Budget				
		FY 2017	FY 2018	FY 2019	FY 2019	FY 2020	FY 2021	FY 2022	FY 2023	FY 2024
Transfer from Debt Service	4025.41300.101.491425	-	-	-	-	1,010,037	890,000	3,740,000	-	-
Main Capital Fund Revenues (Non-Deb)	Various	-	-	150,000	150,000	-	-	-	-	-
5040 Fund Revenues	5040.43730.101.444401	-	-	-	-	-	1,200,000	2,900,000	-	-
Grant Revenues	3095.43780.101.431400	-	-	-	-	-	280,000	-	-	-
Total:		-	-	150,000	150,000	1,010,037	2,370,000	6,640,000	-	-
Expenditures										
Surveying	3095.43780.101.570706	-	-	-	-	-	-	-	-	-
Surveying (Water)	5040.43730.777.570707	-	-	-	-	-	-	-	-	-
Surveying (Sewer)	5040.43750.781.570707	-	-	-	-	-	-	-	-	-
Design (Phase I-II)	3095.43780.101.570706	-	-	150,000	150,000	625,037	-	-	-	-
Phase II Design Streetscape	3095.43780.101.570706	-	-	-	-	385,000	-	-	-	-
Construction Management	3095.43780.101.570706	-	-	-	-	-	470,000	640,000	-	-
Construction Water Main	5040.43730.777.570707	-	-	-	-	-	1,200,000	900,000	-	-
Construction Sewer	5040.43750.781.570707	-	-	-	-	-	-	2,000,000	-	-
Construction Resurfacing	3095.43780.101.570951	-	-	-	-	-	700,000	-	-	-
Construction Streetscape	3095.43780.101.570959	-	-	-	-	-	-	3,100,000	-	-
Total:		-	-	150,000	150,000	1,010,037	2,370,000	6,640,000	-	-

**Village of Oak Park
Capital Improvement Fund Project Sheet
2020 - 2024**

Project: Oak Park Avenue Viaduct Lighting

Priority Code: N/A

Category: Infrastructure Improvements



Description:

As part of the viaduct signage improvements in 2006, white-light LED lighting strips were installed to highlight the signage on both the north side and south side. The lighting of the signs did not brighten up the signage as expected and were a maintenance problem by getting dirty quickly. Since then the south side signage was hit and totally destroyed by a truck. Those lights were replaced with colored LED lighting that improved the visibility of the signage and were less of a maintenance issue. This project would replace the north side lighting to match the south side lighting.

Justification:

The project improved the signage lighting on the north side of the Oak Park Avenue viaduct.

Current Status:

This project was completed in 2017.

Funding Sources	Account Number	Actuals		Budget	Year End Estimate	Recommended Budget				
		FY 2017	FY 2018	FY 2019	FY 2019	FY2020	FY 2021	FY 2022	FY 2023	FY 2024
Transfer from Debt Service	4025.41300.101.491425	16,820	-	-	-	-	-	-	-	-
Main Capital Fund Revenues (Non-Debt)	Various									
Total:		16,820	-	-	-	-	-	-	-	-
Expenditures										
Surveying (Phase I)		-	-	-	-	-	-	-	-	-
Design (Phase II)		-	-	-	-	-	-	-	-	-
Construction Management	3095.43780.101.570954	2,500	-	-	-	-	-	-	-	-
Construction	3095.43780.101.570954	14,320	-	-	-	-	-	-	-	-
Total:		16,820	-	-	-	-	-	-	-	-

**Village of Oak Park
Capital Improvement Fund Project Sheet
2020 - 2024**

Project: Pavement Preservation Treatments

Priority Code: A

Category: Infrastructure Improvements



Description:

Maintenance of existing asphalt roadways with surface treatments to extend their life and improve the riding quality of the roadways and preserve the deeper layers of the pavement structure. Traditionally work performed is pavement patching, microsurfacing and crack filling on asphalt roadways that are currently in good or better condition, but new technologies such as pavement rejuvenators will be explored. Pavement patching is used to maintain existing asphalt and concrete roadways, as well as alleys which are not within five years of scheduled reconstruction.

Justification:

Surface treatments are a cost-effective way to extend the service life of asphalt roadways. Patching maintains overall riding quality, extends service life of roadways and minimizes the damage to vehicles for alleys which are more than 5 years from slated reconstruction. Other technologies will also be included as part of the annual projects to preserve the pavements in the Village such as rejuvenators which is being piloted in 2019.

Current Status:

In 2020 and future years the various pavement preservation treatments (microsurfacing, crack filling, seal coating, pavement patching, rejuvenators, etc.) are being combined into a single account number to allow for the most flexibility in using the appropriate pavement preservation treatments depending on the conditions of the various streets being rehabilitated. This is an annual maintenance program.

Funding Sources	Account Number	Actuals		Budget	Year End Estimate	Recommended Budget				
		FY 2017	FY 2018	FY 2019	FY 2019	FY2020	FY 2021	FY 2022	FY 2023	FY 2024
Transfer from Debt Service	4025.41300.101.491425	364,525	401,480	-	-	450,000	450,000	450,000	450,000	450,000
Main Capital Fund Revenues (Non-Deb)	Various	-	-	400,000	367,704	-	-	-	-	-
Total:		364,525	401,480	400,000	367,704	450,000	450,000	450,000	450,000	450,000
Expenditures										
Surveying (Phase I)		-	-	-	-	-	-	-	-	-
Design (Phase II)		-	-	-	-	-	-	-	-	-
Construction Management		-	-	-	-	-	-	-	-	-
Construction (pavement preservation)	3095.43780.101.570977	-	-	400,000	367,704	450,000	450,000	450,000	450,000	450,000
Construction (microsurfacing)	3095.43780.101.570974	262,877	251,480	-	-	-	-	-	-	-
Construction (patching)	3095.43780.101.570951	101,648	150,000	-	-	-	-	-	-	-
Total:		364,525	401,480	400,000	367,704	450,000	450,000	450,000	450,000	450,000

**Village of Oak Park
Capital Improvement Fund Project Sheet
2020 - 2024**

Project: Paver Brick and Tree Pit/In-Ground Planter Maintenance Priority Code: A Category: Infrastructure Improvements



Description:
Work consists of replacing damaged or missing paver bricks, repairing tree pits and in-ground planters in various business districts.

Justification:
This work is necessary to eliminate safety tripping hazards in heavy pedestrian areas and improve the aesthetics of the business districts.

Current Status:
This work is ongoing by Public Works staff for the smaller jobs but contract work is necessary for larger volume or more complicated work. A large portion of DTOP was repaired by a contractor in 2017. With the aging brick pavers in many of the business districts, there will be a need for this work for the foreseeable future.

Funding Sources	Account Number	Actuals		Budget	Year End Estimate	Recommended Budget				
		FY 2017	FY 2018	FY 2019	FY 2019	FY 2020	FY 2021	FY 2022	FY 2023	FY 2024
Transfer from Debt Service	4025.41300.101.491425	41,118	-	-	-	25,000	25,000	25,000	25,000	25,000
Main Capital Fund Revenues (Non-Deb)	Various	-	-	25,000	25,000	-	-	-	-	-
Total:		41,118	-	25,000	25,000	25,000	25,000	25,000	25,000	25,000


Expenditures										
Surveying (Phase I)		-	-	-	-	-	-	-	-	-
Design (Phase II)		-	-	-	-	-	-	-	-	-
Construction Management		-	-	-	-	-	-	-	-	-
Construction	3095.43780.101.570959	41,118	-	25,000	25,000	25,000	25,000	25,000	25,000	25,000
Total:		41,118	-	25,000	25,000	25,000	25,000	25,000	25,000	25,000

**Village of Oak Park
Capital Improvement Fund Project Sheet
2020 - 2024**

Project: Pedestrian Signal Upgrades

Priority Code: N/A

Category: Infrastructure Improvements



Description:

The Village received a Safe Routes to School Grant for this project which includes installing LED countdown pedestrian signals and upgrading equipment within the traffic signal controllers at signalized intersections. IDOT has already upgraded the 14 signals they have jurisdiction over in the Village with similar equipment as part of a separate State contract. The Federal grant is for \$137,280 for construction and construction engineering. The Village will be responsible for paying the balance.

Justification:

Pedestrian countdown signals will enhance the pedestrian safety at 19 of the Village's signalized intersections. Remaining intersections have been either upgraded by IDOT or are planned for upgrading as part of other projects at those intersections.

Current Status:

The project was delayed due to IDOT coordination for Phase I approval which was received in June 2018. The design and bidding of the project is now complete with construction expected in late summer or fall 2019. The total estimated construction project has been revised from \$158,800 to \$143,169 due to adjacent projects already completing some of the needed work. Construction Engineering is \$23,389.78. The Village pays for the work up-front and will invoice the State for the \$125,989 of grant funds for reimbursement.

Funding Sources	Account Number	Actuals		Budget	Year End Estimate	Recommended Budget				
		FY 2017	FY 2018	FY 2019	FY 2019	FY2020	FY 2021	FY 2022	FY 2023	FY 2024
Transfer from Debt Service	4025.41300.101.491425	24,815	-	-	-	-	-	-	-	-
Main Capital Fund Revenues (Non-Debt)	Various	-	-	182,190	33,312	-	-	-	-	-
Grant Revenue	3095.43780.752.431400	-	-	-	133,247	-	-	-	-	-
Net Annual Total:		24,815	-	182,190	166,559	-	-	-	-	-
Expenditures										
Surveying (Phase I)		-	-	-	-	-	-	-	-	-
Design (Phase II)	3095.43780.101.570971	24,815	-	-	-	-	-	-	-	-
Construction Management	3095.43780.101.570971	-	-	23,390	23,390	-	-	-	-	-
Construction	3095.43780.101.570971	-	-	158,800	143,169	-	-	-	-	-
Total:		24,815	-	182,190	166,559	-	-	-	-	-

**Village of Oak Park
Capital Improvement Fund Project Sheet
2020 - 2024**

Project: Replacement of Parkway Trees

Priority Code: B

Category: Other/Miscellaneous



Description:

The Village purchases and plants parkway trees annually. The Village has been a member of the Suburban Tree Consortium for several years. The consortium has approximately 40 members and this combined buying power allows member communities to direct the nurseries as to the size, species and specifications of trees to be grown and planted.

Justification:

Primarily, trees replace those that have been removed due to disease, insect infestation, damage or safety. The recent experience of tree removal is approximately 300-500 trees per year primarily due to the Emerald Ash Borer (EAB) and Dutch Elm Disease (DED). Due to spacing criteria, not every tree removed creates a planting space.

Current Status:

This is an annual program. Miscellaneous Revenue is collected each year to supplement budgeted costs. Revenue is generated from damage to public trees through law claims or construction and restitution collected for trees removed in association with development. At the funding level of \$200,000 annually, approximately 400 trees can be planted. \$60,000 of this budget will be spent on contract tree watering in 2020.

Funding Sources	Account Number	Actuals		Budget	Year End Estimate	Recommended Budget				
		FY 2017	FY 2018	FY 2019	FY 2019	FY 2020	FY 2021	FY 2022	FY 2023	FY 2024
Transfer from Debt Service	4025.41300.101.491425	243,104	143,496	-	-	175,000	200,000	200,000	200,000	200,000
Main Capital Fund Revenues (Non-Debt)	Various	-	-	200,000	200,000	-	-	-	-	-
Total:		243,104	143,496	200,000	200,000	175,000	200,000	200,000	200,000	200,000

Expenditures

Surveying (Phase I)		-	-	-	-	-	-	-	-	-
Design (Phase II)		-	-	-	-	-	-	-	-	-
Construction Management		-	-	-	-	-	-	-	-	-
Construction	3095.43780.101.570957	243,104	143,496	200,000	200,000	175,000	200,000	200,000	200,000	200,000
Total:		243,104	143,496	200,000	200,000	175,000	200,000	200,000	200,000	200,000

**Village of Oak Park
Capital Improvement Fund Project Sheet
2020 - 2024**

Project: **Resurfacing of Various Street and Parking Lots**

Priority Code: **A**

Category: **Infrastructure Improvements**



Description:

This annual project consists of resurfacing and reconstructing local streets and resurfacing Village owned on-street and off-street parking lots.

Justification:

Local streets should be resurfaced every 15-20 years to maintain the deeper layers of asphalt, concrete or stone bases. Streets already deteriorated need to be reconstructed with deeper layers of asphalt or new base courses to restore their structural integrity.

Current Status:

In 2019 the Village awarded one local resurfacing project which is anticipated to be completed fall of 2019. 2020 project locations have been selected based on the anticipated budget shown with survey and design work already occurring so the construction projects can be bid early in 2020. 2020 would be the final year of the five year accelerated paving program.

Funding Sources	Account Number	Actuals		Budget	Year End	Recommended Budget				
		FY 2017	FY 2018	FY 2019	Estimate	FY 2020	FY 2021	FY 2022	FY 2023	FY 2024
CDBG Grant Revenue	2083.46201.101.431400	113,071	569,034	185,952	138,159	105,000	130,000	130,000	130,000	130,000
Transfer from Debt Service	4025.41300.101.491425	3,572,768	2,195,909	-	-	-	-	-	-	-
Main Capital Fund Revenues (Non-Debt)	Various	-	-	1,334,541	1,282,334	1,040,000	1,040,000	1,040,000	1,040,000	1,040,000
5060 Fund Revenues	5060.43770.101.422481	73,260	135,093	199,566	34,566	300,000	300,000	300,000	275,000	275,000
Grant Revenues (UN Project 2014)		-	-	-	60,000	-	-	-	-	-
Revenues from Sidewalks at Maple Ave (SDOP Corp)		-	45,381	-	-	-	-	-	-	-
Total:		3,759,099	2,945,417	1,720,059	1,515,059	1,445,000	1,470,000	1,470,000	1,445,000	1,445,000
Expenditures										
Surveying (Phase I)	3095.43780.101.570706	39,521	29,000	40,000	40,000	40,000	40,000	40,000	40,000	40,000
Design (Phase II)	3095.43780.101.570951	-	68,453	-	2,790	-	-	-	-	-
Construction Management	3095.43780.101.570951	144,358	186,275	-	-	-	-	-	-	-
Construction (CDBG)	2083.46201.668.583652	113,071	569,034	185,952	138,159	105,000	130,000	130,000	130,000	130,000
Construction (Parking Lots)	5060.43770.787.570707	73,260	135,093	199,566	34,566	300,000	300,000	300,000	275,000	275,000
Construction (Pavement Patching)	3095.43780.101.570951	25,000	-	-	-	-	-	-	-	-
Construction (Resurfacing)	3095.43780.101.570951	2,974,496	1,957,562	1,294,541	1,239,544	1,000,000	1,000,000	1,000,000	1,000,000	1,000,000
Construction (Streetscape)	3095.43780.101.570959	389,393	-	-	-	-	-	-	-	-
Total:		3,759,099	2,945,417	1,720,059	1,455,059	1,445,000	1,470,000	1,470,000	1,445,000	1,445,000

**Village of Oak Park
Capital Improvement Fund Project Sheet
2020 - 2024**

Project: Sidewalk Replacement

Priority Code: A

Category: Infrastructure Improvements



Description:

This project consists of public sidewalk replacement. Primary funding is through Community Development Block Grant (CDBG) Funds since most work is an eligible expense for Americans with Disabilities Act (ADA) improvements. The project includes additional public right-of-way sidewalk that is not supported through CDBG funds (\$50,000/year) such as carriage walks, 50-50 requests, project specific repairs and sidewalk cutting. Sidewalk cutting is a technology which eliminates trip hazards by angle cutting sidewalks at elevation differences instead of full replacement, which will be utilized around schools and businesses to avoid the curing time of traditional concrete replacement.

Justification:

This project is critical for improving pedestrian safety and in complying with ADA.

Current Status:

The 2019 sidewalk program included an increase of CDBG funds from \$200,000 to \$300,000 to fund needed replacement of sidewalks identified with defects during the last sidewalk inspection which is also shown as \$300,000 for this year. The 2020 sidewalk program includes an increase of local funds from \$25,000 to \$50,000 in order to allow more sidewalk cutting to be performed, as it is not an eligible CDBG expense.

Funding Sources	Account Balance	Actuals		Budget		Year End Estimate		Recommended Budget			
		FY 2017	FY 2018	FY 2019	FY 2019	FY2020	FY 2021	FY 2022	FY 2023	FY 2024	
CDBG Grant Revenue	2083.46201.101.431400	139,568	200,000	300,000	300,000	300,000	200,000	200,000	200,000	200,000	
5040 Fund Revenues	5040.43730.101.444401	-	-	-	-	-	-	-	-	-	
5060 Fund Revenues	5060.43770.101.422481	-	-	-	-	-	-	-	-	-	
Transfer from Debt Service	4025.41300.101.491425	24,497	25,409	-	-	50,000	50,000	50,000	50,000	50,000	
Main Capital Fund Revenues (Non-Det)	Various			25,000	25,000	-	-	-	-	-	
Total:		164,065	225,409	325,000	325,000	350,000	250,000	250,000	250,000	250,000	
Expenditures											
Construction CIP Sidewalk	3095.43780.101.570953	24,497	25,409	25,000	25,000	50,000	50,000	50,000	50,000	50,000	
Construction CDBG	2083.46201.822.583652	139,568	200,000	300,000	300,000	300,000	200,000	200,000	200,000	200,000	
Total:		164,065	225,409	325,000	325,000	350,000	250,000	250,000	250,000	250,000	

**Village of Oak Park
Capital Improvement Fund Project Sheet
2020 - 2024**

Project: South Boulevard Streetscape and Utility Improvement Priority Code: A Category: Infrastructure Improvement



Description:

The Village received \$1,127,240 of federal TCSP grant funds to construct a streetscape project on South Boulevard and also received an additional \$300,000 in federal STP funds. The project is being coordinated with the Lincoln Property development along South Boulevard. The project includes sewer main lining and water main replacement on South Boulevard. The project involves full pavement replacement and Streetscaping with decorative materials and lighting from Harlem Avenue to Marion Street, watermain replacement from Harlem Avenue to Marion Street and sewer main lining on South Boulevard. In April 2016 the Board approved an additional \$55,000 for expanding the sidewalk on South Boulevard to allow for additional outdoor dining opportunities. The total construction cost paid by the State and the Village is invoiced for our share. The Village pays upfront for engineering and is reimbursed by the State.

Justification:

The Village received federal TCSP grant funds in 2012 to install the streetscape at this location and an additional \$300,000 in STP funds in December 2015.

Current Status:

The project is substantially complete with punch list work and the installation of the bus shelter being completed in the fall of 2019. The estimated total cost of the construction is \$2,884,751 with the Village's share equal to \$1,618,386. Due to the delay in coordinating the work with the Lincoln Development, the Village approved a change order for construction and construction management to pay for the increased costs for labor, materials and coordination with the development and a second change order to fund the costs for provided a heated work environment to allow for the installation of the bricks and bluestone in the winter. Construction Engineering cost is \$258,712 with the Village share equal to \$107,027.

Funding Sources	Account Number	Actuals		Budget		Recommended Budget				
		FY 2017	FY 2018	FY 2019	Year End Estimate FY 2019	FY2020	FY 2021	FY 2022	FY 2023	FY 2024
Transfer from Debt Service	4025.41300.101.491425	59,108	212,719	-	-	481,314	-	-	-	-
Main Capital Fund Revenues (Non-Det)	Various	-	-	659,183	177,869	-	-	-	-	-
5040 Fund Revenues	5040.43730.101.444401	-	-	-	-	-	-	-	-	-
Reimbursement from Developer	3095.43780.101.431400	-	-	-	33,455	-	-	-	-	-
Grant Revenue	3095.43780.101.431400	109,669	-	42,016	-	-	-	-	-	-
Total:		168,777	212,719	701,199	211,324	481,314	-	-	-	-

Expenditures

Phase I - Prelim. Design	3095.43780.101.570706	-	-	-	-	-	-	-	-	-
Phase II Design	3095.43780.101.570706	-	-	-	-	-	-	-	-	-
Construction Management	3095.43780.101.570706	4,724	111,690	5,212	5,212	-	-	-	-	-
Construction	3095.43780.101.570959	164,053	101,029	653,971	172,657	481,314	-	-	-	-
Construction	5040.43730.777.570707	-	-	-	-	-	-	-	-	-
Construction	5040.43750.781.570707	-	-	-	-	-	-	-	-	-
Total:		168,777	212,719	659,183	177,869	481,314	-	-	-	-

**Village of Oak Park
Capital Improvement Fund Project Sheet
2020 - 2024**

Project: Street Furniture

Priority Code: D

Category: Infrastructure Improvement



Description:

Purchase of street furniture such as benches, Village trash cans and planter containers in business districts.

Justification:

Street furniture is regularly replaced in an effort to maintain aesthetically pleasing public areas. Replacement is necessary due to furniture becoming damaged or deteriorated.

Current Status:

The Village annually budgets for the purchase of these items and purchases them as necessary. In FY 2020, it is proposed to continue with the increased funding amount since there are now more different styles of decorative trash cans, planter containers and benches in the various business districts including Southtown, Pleasant District, DTOP Marion/Westgate, western Chicago Avenue and along Roosevelt Road. Having extra furniture in stock will allow for more timely replacement in the event there is damage from vehicles.

Funding Sources	Account Number	Actuals		Budget	Year End Estimate	Recommended Budget				
		FY 2017	FY 2018	FY 2019	FY 2019	FY2020	FY 2021	FY 2022	FY 2023	FY 2024
Transfer from Debt Service	4025.41300.101.491425	-	-	-	-	15,000	15,000	15,000	15,000	15,000
Main Capital Fund Revenues (Non-De	Various	-	-	15,000	15,000	-	-	-	-	-
Total:		-	-	15,000	15,000	15,000	15,000	15,000	15,000	15,000
Expenditures										
Surveying (Phase I)		-	-	-	-	-	-	-	-	-
Design (Phase II)		-	-	-	-	-	-	-	-	-
Construction Management		-	-	-	-	-	-	-	-	-
Construction	3095.43780.101.570958	-	-	15,000	15,000	15,000	15,000	15,000	15,000	15,000
Total:		-	-	15,000	15,000	15,000	15,000	15,000	15,000	15,000

**Village of Oak Park
Capital Improvement Fund Project Sheet
2020 - 2024**

Project: Street Lighting System Rehabilitation/Energy Efficient Lighting

Priority Code: A

Category: Infrastructure Improvements



Description:

Work involves major repairs to the street lighting system. Repairs include removing the temporary aerial wires and re-installing them underground as well as repairing temporary underground repairs. The project also involves the installation of energy efficient lighting as the opportunities present themselves.

Justification:

In an effort to maintain the street lighting system, temporary repairs are made in some instances so that the street lights remain on. These temporary repairs need to be made permanent at some point to maintain the integrity of the system. Energy efficient lighting, such as LED or induction lighting, can save significant costs on energy and maintenance.

Current Status:

The direction of energy efficiency has become more focused on LED Lighting. Examples of areas in the Village that have been changed over to energy efficient LED lighting are Ridgeland Avenue from Washington Boulevard to South Boulevard , I-290 bridge overpasses, Fillmore Street from Austin Boulevard to Maple Avenue and Taylor Avenue from South Boulevard to Washington Boulevard. In 2019, funds were used to restore underground cables in order to remove the temporary overhead lines to restore light at a number of locations in the Village. In 2020 and moving forward, the funds will be used in a mix of installing LED street lights along some east/west streets and continuing to restore broken underground power cables or other streetlighting system repairs.

Expenditures	Account Number	Actuals		Budget	Year End Estimate	Recommended Budget				
		FY 2017	FY 2018	FY 2019	FY 2019	FY2020	FY 2021	FY 2022	FY 2023	FY 2024
Transfer from Debt Service	4025.41300.101.491425	34,553	30,155	-	-	50,000	50,000	50,000	50,000	50,000
Main Capital Fund Revenues (Non-Det)	Various	-	-	50,000	50,000	-	-	-	-	-
Total:		34,553	30,155	50,000	50,000	50,000	50,000	50,000	50,000	50,000
Expenditures										
Surveying (Phase I)		-	-	-	-	-	-	-	-	-
Design (Phase II)		-	-	-	-	-	-	-	-	-
Construction Management		-	-	-	-	-	-	-	-	-
Construction	3095.101-43780.570954	34,553	30,155	50,000	50,000	50,000	50,000	50,000	50,000	50,000
Total:		34,553	30,155	50,000	50,000	50,000	50,000	50,000	50,000	50,000

**Village of Oak Park
Capital Improvement Fund Project Sheet
2020 - 2024**

Project: Thermoplastic Striping

Priority Code: N/A

Category: Infrastructure Improvements



Description:

The Village re-stripes a portion of its streets each year in order to maintain their visibility using a material called Thermoplastic. Work will also include refreshing the striping and symbols used for bike lanes and "share the road" pavement markings. In addition, this work will also include repairing or replacing the specialty crosswalks such as those seen in the Harrison Arts District.

Justification:

Thermoplastic pavement markings typically last three to five years depending on traffic and weather. This material holds service life longer than using painted pavement markings.

Current Status:

This program is completed every other year.

Funding Sources	Account Number	Actuals		Budget	Year End Estimate	Recommended Budget				
		FY 2017	FY 2018	FY 2019	FY 2019	FY2020	FY 2021	FY 2022	FY 2023	FY 2024
Transfer from Debt Service	4025.41300.101.491425	39,054	-	-	-	-	50,000	-	50,000	-
Main Capital Fund Revenues (Non-De	Various	-	-	50,000	50,000	-	-	-	-	-
Total:		39,054	-	50,000	50,000	-	50,000	-	50,000	-

Expenditures

Surveying (Phase I)		-	-	-	-	-	-	-	-	-
Design (Phase II)		-	-	-	-	-	-	-	-	-
Construction Management		-	-	-	-	-	-	-	-	-
Construction	3095.43780.101.570951	39,054	-	50,000	50,000	-	50,000	-	50,000	-
Total:		39,054	-	50,000	50,000	-	50,000	-	50,000	-

**Village of Oak Park
Capital Improvement Fund Project Sheet
2020 - 2024**

Project: Traffic Calming Improvements

Priority Code: C

Category: Infrastructure Improvements



Description:

Purchase and installation of traffic control devices, signs, banners and larger improvements to slow or calm traffic and improve safety. Traffic calming improvements are installed at locations based on resident requests and petition processes to reduce speeds and increase safety. Improvements consist of a variety of treatments including alley speed bumps, pedestrian crossing signs, traffic islands, stanchions for creating temporary diverters and islands, etc. Traffic calming also includes the installation of rapid rectangular flashing beacons and pedestrian activated blinking crosswalk signage for improving the safety of pedestrians on busy streets. Staff is proposing installing these at higher volume pedestrian crossings, near schools and parks, where vulnerable populations (children or elderly) have to cross major streets.

Justification:

Traffic calming improvements that are not as expensive or have less of an impact to the overall character of a neighborhood are typically installed based on requests if they are justified. Larger more costly improvements are done via petition processes and traffic studies to warrant their installation. Special Service Areas may be used to fund permanent installations for larger improvements and would be budgeted for in the following year.

Current Status:

This is an annual program. The budget includes approximately \$27,000 annually for the installation of traffic calming devices to improve safety at crosswalks such as pedestrian-activated blinking crosswalk signage or Rapid Rectangular Flashing Beacons to improve 2 crosswalks per year. The 2019 and future years' budgets include funds for installing larger traffic calming devices included in the traffic calming toolbox such as pinch points, bumpouts or speed tables (on the perimeter north-south streets) on residential streets which can cost from \$5,000-\$15,000 per installation. The budget also includes approximately \$5,000 for miscellaneous traffic calming devices as needed. In 2019 the Village will install a RRFB at Chicago and Woodbine adjacent to the Frank Lloyd Wright Home and Studio.

Funding Sources	Account Number	Actuals		Budget	Year End Estimate	Recommended Budget				
		FY 2017	FY 2018	FY 2019	FY 2019	FY 2020	FY 2021	FY 2022	FY 2023	FY 2024
Transfer from Debt Service	4025.41300.101.491425	18,940	13,004	-	-	47,000	47,000	47,000	47,000	47,000
Main Capital Fund Revenues (Non-Debt)	Various	-	-	47,000	47,000	-	-	-	-	-
Total:		18,940	13,004	47,000	47,000	47,000	47,000	47,000	47,000	47,000
Expenditures										
Surveying (Phase I)		-	-	-	-	-	-	-	-	-
Construction (crosswalk enhancements)	3095.43780.101.570955	12,970	3,730	27,000	27,000	27,000	27,000	27,000	27,000	27,000
Construction (bumpouts/pinch pts/speed tables)	3095.43780.101.570955	4,992	9,274	15,000	15,000	15,000	15,000	15,000	15,000	15,000
Construction Misc.	3095.43780.101.570955	978	-	5,000	5,000	5,000	5,000	5,000	5,000	5,000
Total:		18,940	13,004	47,000	47,000	47,000	47,000	47,000	47,000	47,000

**Village of Oak Park
Capital Improvement Fund Project Sheet
2020 - 2024**

Project: Traffic Signal Controller and Detection Equipment Replacement Priority Code: A Category: Infrastructure Improvements



Description:

The project involves upgrading of the existing traffic signal controllers, vehicle detection loops and pedestrian crossing push buttons and signals with new equipment. The Village maintains 42 separate traffic signalized intersections. 26 of these are owned and maintained by the Village, 16 are owned by IDOT but maintained by the Village.

Justification:

Some of the existing traffic control equipment is obsolete and must be replaced. Existing vehicle detection equipment (traffic loops) needs to be replaced at locations where it has failed in order for the traffic signals to function optimally. Many of the older pedestrian crossing push buttons need to be replaced. Replacement traffic controller computers are approximately \$5,000, new cabinets are approximately \$10,000, traffic detector loops are approximately \$1,500 and upgrading pedestrian push buttons can cost approximately \$10,000 per intersection. Funds are included to upgrade controllers and equipment at two intersections per year and for replacing traffic loops as needed. Work will generally replace the oldest equipment first including the following intersections: Lake/Harvey, Lake /East, Ridgeland/South Blvd, Oak Park/Harrison, Oak Park/Garfield, etc.

Current Status:

This project is proposed to continue through 2024. Each year there will be a mixture of control box upgrades, detection loop installs or repairs and pedestrian crossing push button replacement.

Funding Sources	Account Number	Actuals		Budget	Year End Estimate	Recommended Budget				
		FY 2017	FY 2018	FY 2019	FY 2019	FY 2020	FY 2021	FY 2022	FY 2023	FY 2024
Transfer from Debt Service	4025.41300.101.491425	-	27,700	-	-	45,000	45,000	45,000	45,000	45,000
Main Capital Fund Revenues (Non-Deb)	Various			45,000	45,000					
Total:		-	27,700	45,000	45,000	45,000	45,000	45,000	45,000	45,000

Expenditures

Surveying (Phase I)		-	-	-	-	-	-	-	-	-
Design (Phase II)		-	-	-	-	-	-	-	-	-
Construction Management		-	-	-	-	-	-	-	-	-
Construction	3095-43780-101-570971	-	27,700	45,000	45,000	45,000	45,000	45,000	45,000	45,000
Total:		-	27,700	45,000	45,000	45,000	45,000	45,000	45,000	45,000

**Village of Oak Park
Capital Improvement Fund Project Sheet
2020 - 2024**

Project: Viaduct Lighting
Viaduct Pedestrian Sidewalk Light

Priority Code: A
Warning Beacon

Category: Infrastructure Improvements



Description:

With the Viaduct Lighting improved in the high visible viaducts of Marion Street, Oak Park Avenue and Ridgeland Avenue, a more basic upgrade of the remaining viaducts is in order. The pedestrian and roadway lights and beacon warning lights will be upgraded to LED along with any needed conduit and control box replacement. The Viaducts are located at Maple Avenue, Clinton Avenue, Kenilworth Avenue, Euclid Avenue, East Avenue, Scoville Avenue, Harvey Avenue, Lombard Avenue and Humphrey Avenue.

Justification:

The lighting system for both roadway and sidewalks is aging and out of date. Some control boxes and conduit are decrepit and will also need replacement.

Current Status:

This project is proposed to start in 2019 and continue until 2022. There are a total of nine viaducts that this project will cover. It is proposed to upgrade the lighting system in three viaducts each year.

Funding Sources	Account Number	Actuals		Budget	Year End Estimate	Recommended Budget				
		FY 2017	FY 2018	FY 2019	FY 2019	FY2020	FY 2021	FY 2022	FY 2023	FY 2024
Transfer from Debt Service	4025.41300.101.491425	-	-	-	-	-	-	-	-	-
Main Capital Fund Revenues (Non-De	Various			20,000	20,000					
Total:		-	-	20,000	20,000	-	-	-	-	-
Expenditures										
Surveying (Phase I)		-	-	-	-	-	-	-	-	-
Design (Phase II)		-	-	-	-	-	-	-	-	-
Construction Management		-	-	-	-	-	-	-	-	-
Construction	3095.43780.101.570954	-	-	20,000	20,000	-	-	-	-	-
Total:		-	-	20,000	20,000	-	-	-	-	-

**Village of Oak Park
Capital Improvement Program
2020 - 2024**

Project: Village Hall Parking and Landscaping Improvements

Priority Code: N/A

Category: Building Improvements



Description:

Reconstruction/repaving of the Village Hall parking lot. Work will include removal of the existing asphalt, base repair, sewer repair, repaving of the parking lot, re-striping, repair of the basement-garage roof, and replacement of all existing light poles and fixtures. Landscaping improvements will include plantings in the parking lot island, perimeters of the parking lot; and upgrading the plaza area by installing treepits, planters, upgraded street furniture and installation of hexagonal pavers.

Justification:

The existing parking lot is deteriorating and has several large areas that have completely failed. The existing lighting system is original from the 1970's and is in need of replacement, new and improved lighting will improve safety and appearance of the parking lot.

Current Status:

The project is scheduled to be completed in Summer of 2019.

Funding Sources	Account Number	Year End								
		Actuals		Budget		Estimate		Recommended Budget		
		FY 2017	FY 2018	FY2019	FY2019	FY 2020	FY2021	FY 2022	FY 2023	FY 2024
TIF Increment	2072.41300.101.411401	4,208	32,991	1,376,644	1,378,644	-	-	-	-	-
Transfer from Debt Service	4025.41300.101.491425	-	-	-	37,875	-	-	-	-	-
Main Capital Fund Revenues (Non-Deb)	Various	-	-	-	-	-	-	-	-	-
5060 Fund Revenues	5060.43770.101.422481	-	-	72,762	122,762	-	-	-	-	-
Total:		4,208	-	1,449,406	1,539,281	-	-	-	-	-
Expenditures										
Design (Phase II- structural)	2072-41300-101-570707	2,800	8,400	2,800	4,800	-	-	-	-	-
Design (Phase II- lighting)	2072-41300-101-570707	1,408	11,128	-	-	-	-	-	-	-
Conceptual Landscape Design	2072-41300-101-570698	-	5,000	-	-	-	-	-	-	-
Design (Phase II- landscaping)	2072-41300-101-570707	-	8,463	-	-	-	-	-	-	-
Construction Management	2072-41300-101-570707	-	-	-	-	-	-	-	-	-
Construction Management	3095.43780.101.530667	-	-	-	37,875	-	-	-	-	-
Construction Management	5060.43770.787.570707	-	-	-	50,000	-	-	-	-	-
Construction (Charging Stations)	5060-43770-787-570707	-	-	72,762	72,762	-	-	-	-	-
Construction	2072-41300-101-570707	-	-	1,373,844	1,373,844	-	-	-	-	-
Total:		4,208	32,991	1,449,406	1,539,281	-	-	-	-	-

**Village of Oak Park
Capital Improvement Fund Project Sheet
2020 - 2024**

Washington Boulevard Resurfacing

Priority Code: F

Category: Infrastructure Improvements



Description:

This project includes the resurfacing of Washington Boulevard from Harlem Avenue to Austin Boulevard which is an unmarked State Highway under IDOT jurisdiction. The resurfacing costs shown are for the parking lane and for ADA improvements.

Justification:

Washington Boulevard was last resurfaced in 1999. It is not included in the current IDOT multi-year capital plan for 2017-2022. Staff requested IDOT include this in their CIP plan when it was being developed but due to the relatively good pavement condition, it wasn't included. Staff will work with IDOT to ensure it gets resurfaced when needed.

Current Status:

IDOT's multi-year highway improvement plan includes \$678,000 for resurfacing Washington Blvd from Harlem to Austin. Work is tentatively planned for some time between 2023 and 2025. The Village will coordinate with IDOT for this project. The Village will likely be responsible for costs for resurfacing the parking lanes and sidewalk improvements per IDOT policies.

Funding Sources	Account Number	Actuals		Budget	Year End Estimate		Recommended Budget			
		FY 2017	FY 2018	FY 2019	FY 2019	FY2020	FY 2021	FY 2022	FY 2023	FY 2024
Transfer from Debt Service	4025.41300.101.491425	-	-	-	-	-	-	-	650,000	-
Main Capital Fund Revenues (Non-Deb)	Various									
Total:		-	-	-	-	-	-	-	650,000	-
Expenditures										
Surveying (Phase I)		-	-	-	-	-	-	-	-	-
Design (Phase II)		-	-	-	-	-	-	-	-	-
Construction Management		-	-	-	-	-	-	-	-	-
Construction	3095.43780.101.570951	-	-	-	-	-	-	-	650,000	-
Total:		-	-	-	-	-	-	-	650,000	-

**Village of Oak Park
Capital Improvement Fund Project Sheet
2020 - 2024**

Project: Washington Boulevard Signal Improvements

Priority Code: N/A

Category: Infrastructure Improvements



Description:

Installation of a new traffic signal at the intersection of Washington Boulevard and Wisconsin Avenue. Work also includes installation of fiber optic lines to communicate with the Village's interconnected signal network. Washington is a State highway administered by IDOT.

Justification:

In 2012 the Village requested approval to install a traffic signal at this intersection to reduce the accident rate, improve pedestrian safety, facilitate the movement of traffic between business districts and eliminate disobeying of right-turn-only restrictions.

Current Status:

The project was bid on June 30, 2016. The Village received four bids with the low bid from H&H Electric Co. in the amount of \$302,726 which was approved by the Village Board on 10/17/16. Work was completed in the winter and the signal was activated in 2018. Final punch list work will be completed in 2018.

Funding Sources	Account Number	Actuals		Budget	Year End	Recommended Budget					
		FY 2017	FY 2018	FY 2019	Estimate	FY 2019	FY 2020	FY 2021	FY 2022	FY 2023	FY 2024
Transfer from Debt Service	4025.41300.101.491425	277,417	25,939	-	-	-	-	-	-	-	-
Main Capital Fund Revenues (Non-Debt)	Various										
Total:		277,417	25,939	-	-	-	-	-	-	-	-
Expenditures											
Surveying (Phase I)		-	-	-	-	-	-	-	-	-	-
Design (Phase II)	3095.43780.101.570971	-	-	-	-	-	-	-	-	-	-
Construction	3095.43780.101.570971	-	3,355	-	-	-	-	-	-	-	-
Construction	3095.43780.802.570971	277,417	22,584	-	-	-	-	-	-	-	-
Total:		277,417	25,939	-	-	-	-	-	-	-	-

**Village of Oak Park
Capital Improvement Fund Project Sheet
2020 - 2024**

Project: Wayfinding Signage Fabrication and Installation

Priority Code: A

Category: Infrastructure Improvements



Description:

Fabrication and installation of a new/revised Wayfinding System to be installed throughout the community. The current system, installed in 2003, has approximately 700 monument and light pole signs and maps.

Justification:

As a culturally rich community with multiple areas of interest including business corridors, a robust wayfinding system for tourists, residents and workers is essential. The current wayfinding system has been deemed ineffective and under-utilized. This project aligns with the Village Board goal of creating a dementia-friendly community.

Current Status:

Wayfinding System analysis and design (Project Phases 1 & 2) was substantially completed in 2017 with recommendations for fabrication and installation pending Village Board review. Wayfinding signage is included in the 2020 through 2022 budget for installations on Lake Street, Oak Park Avenue and Madison Street as part of the proposed streetscape work. Costs shown are based on original design. Staff will present revised concepts for Board concurrence.

Funding Sources	Account Number	Actuals		Budget	Year End	Recommended Budget				
		FY 2017	FY 2018	FY 2019	Estimate	FY2020	FY 2021	FY 2022	FY 2023	FY 2024
Transfer from Debt Service	4025.41300.101.491425	-	-	-	-	-	-	75,000	-	0
Main Capital Fund Revenues (Non-Deb)	Various	-	-	65,500	-	-	-	-	-	-
Total:		-	-	65,500	-	-	-	75,000	-	-
Expenditures										
Conceptual Design	1001.46205.101.560634	41,198	-	-	-	-	-	-	-	-
Final Design (Phase II)	3095.43780.101.570959	-	-	65,500	-	-	-	-	-	-
Installation	3095.43780.101.570959	-	-	-	-	-	-	75,000	-	-
Total:		41,198	-	65,500	-	-	-	75,000	-	-

**Village of Oak Park
Capital Improvement Fund Project Sheet
2020 - 2024**

Project: Old IDOT Projects - Various

Priority Code: A

Category: Infrastructure Improvements



Description:

When the Village receives State or Federal funds to construct various improvements, typically the State pays for the construction up front and invoices the Village for the local share of the work which is typically at an 80/20 rate. The State can take several years to send final invoices for projects.

Justification:

The Board previously approved the various projects and entered into Local Agency Agreements with the State of Illinois for the projects and cost sharing responsibilities.

Current Status:

Work is complete on all of the projects. IDOT has not sent final invoices for the Village's share of the various projects.

Funding Sources	Account Number	Actuals		Budget	Year End	Recommended Budget				
		FY 2017	FY 2018	FY 2019	Estimate	FY 2020	FY 2021	FY 2022	FY 2023	FY 2024
Transfer from Debt Service	4025.41300.101.491425	15,214	542,051	-	-	-	-	-	-	-
Main Capital Fund Revenues (Non-Debt)	Various	-	-	64,423	64,423	-	-	-	-	-
Total:		15,214	542,051	64,423	64,423	-	-	-	-	-
Expenditures										
2009 East Avenue Bridge Approach Engineering	3095.43780.101.570706	-	-	14,683	14,683	-	-	-	-	-
2011 Roosevelt Road Engineering	3095.43780.101.570706	-	-	18,058	18,058	-	-	-	-	-
2011 Roosevelt Road Streetscape	3095.43780.101.570959	-	491,631	-	-	-	-	-	-	-
Harlem Avenue Bridge Study, Phase 1	3095.43780.101.570706	15,214	-	2,223	2,223	-	-	-	-	-
2012 Marion Street and Ridgeland Avenue Viaduc	3095.43780.101.570972	-	31,071	-	-	-	-	-	-	-
2014 Ridgeland Avenue Resurfacing	3095.43780.101.570951	-	19,349	-	-	-	-	-	-	-
2014 IDOT Traffic Signal Controller Upgrades	3095.43780.101.570966	-	-	29,459	29,459	-	-	-	-	-
Total:		15,214	542,051	64,423	64,423	-	-	-	-	-

**Village of Oak Park
Capital Improvement Fund Summary
2020 - 2024**

Madison St. TIF Fund (2072) Capital Project		Page #	Fund	Dept	Prgm	Account	Priority Code	Actuals		Budget	Year End Estimate	Recommended Budget				
								FY 2017	FY 2018	FY 2019	FY 2019	FY 2020	FY 2021	FY 2022	FY 2023	FY 2024
Madison St. Resurfacing and Road Diet		64	2072	41300	101	570707	A	1,316	175,361	6,844,834	6,537,431	-	-	-	-	-
Madison St. Resurfacing and Road Diet		64	2072	41300	101	570698	A	18,692	-	-	-	-	-	-	-	-
Madison St. Redevelopment and Streetscaping		65	2072	41300	101	570707	A	8,500	-	138,299	88,299	50,000	-	-	-	-
Madison St. Redevelopment and Streetscaping		65	2072	41300	101	570698	A	-	-	8,835,000	3,000,000	5,835,000	1,577,315	-	-	-
Lexington Development		66	2072	41300	101	570698	A	-	231,602	458,830	266,289	24,000	-	-	-	-
Subtotal								28,508	406,963	16,276,963	9,892,019	5,909,000	1,577,315	-	-	-

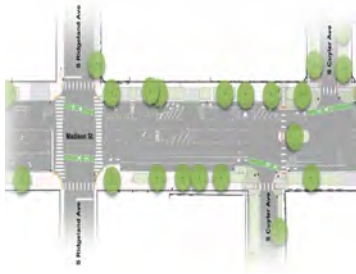
Priority Scale
A= Essential and Immediate Need
B= Essential, but may be delayed
C= Optional but beneficial to the Village through increased productivity, safety, etc.
D= Optional but beneficial to the Village in social, cultural or aesthetic ways
F= Future project, no 2020 expenditures

**Village of Oak Park
Capital Improvement Fund Project Sheet
2020 - 2024**

Project: Madison Street Resurfacing and Road Diet

Priority Code: A

Category: Infrastructure Improvements



Description:

Work includes the resurfacing of Madison Street from Harlem Avenue to Oak Park Avenue and from East Avenue to Austin Boulevard as well as pavement markings to create a road diet for the entire length of Madison Street from Harlem Avenue to Austin Boulevard. Streetscaping and redevelopment work from Oak Park to East Ave according to the RDA will be completed under a separate project and is shown on a separate sheet. The street resurfacing and road diet project includes spot safety improvements at Kenilworth Avenue, Scoville, Cuyler, Humphrey, and other intersection crossings as well as sewer rehabilitation with lining and small sections of sewer main replacement. A separate project to implement traffic calming on the parallel streets of Jackson and Washington Boulevards as well as side streets in shown on a separate project sheet.

Justification:

Madison Street was last resurfaced in 2005 and is in need of resurfacing. This project is in alignment with the Village Board's plan for improvement of this corridor.

Current Status:

The Village Board awarded the construction contract for the resurfacing and road diet in November of 2018. In July of 2019 the Village Board approved adding scope to replace deteriorated brick parkways from Humphrey to Austin. Construction is scheduled to be completed in the fall of 2019.

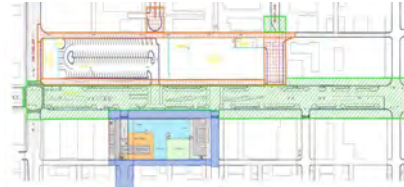
Funding Sources	Account Number	Actuals		Budget		Year End Estimate		Recommended Budget		
		FY 2017	FY 2018	FY 2019	FY 2019	FY 2020	FY 2021	FY 2022	FY 2023	FY 2024
TIF Increment	2072.41300.101.411401	20,008	175,361	6,844,834	6,537,431	-	-	-	-	-
Transfer from Debt Service	4025.41300.101.491425	-	-	-	-	-	-	-	-	-
Misc. Revenues from RUSH Hospital		-	-	50,000	50,000	-	-	-	-	-
Total:		20,008	175,361	6,894,834	6,587,431	-	-	-	-	-
Expenditures										
Environmental	2072.41300.101.570707	-	3,385	95,827	18,424	-	-	-	-	-
Madison Road Diet Traffic Study	2072.41300.101.570707	-	4,060	-	-	-	-	-	-	-
Design	2072.41300.101.570698	18,692	-	-	-	-	-	-	-	-
Design	2072.41300.101.570707	1,316	167,916	40,000	40,000	-	-	-	-	-
Construction Management	2072.41300.101.570707	-	-	459,007	459,007	-	-	-	-	-
Construction (Resurfacing and Road Diet	2072.41300.101.570707	-	-	6,250,000	6,020,000	-	-	-	-	-
Total:		20,008	175,361	6,844,834	6,537,431	-	-	-	-	-

**Village of Oak Park
Capital Improvement Fund Project Sheet
2020 - 2024**

Project: **Madison Street Redevelopment and Streetscaping**

Priority Code: **A**

Category: **Infrastructure Improvements**



PUBLIC IMPROVEMENTS
 South Developer
 North Developer
 Village

Description:

The Village approved a Redevelopment Agreement in December of 2018 which includes the transfer of Village owned parcels at 700-728 Madison Street and right-of-way, the creation of a Pete's Fresh Market on the north side of Madison Street east of Oak Park Avenue, a senior living center on the south side of Madison, and for street resurfacing, streetscaping, and utility improvements on Madison from Oak Park Avenue to East Avenue. The Village previously completed conceptual streetscape designs and utility improvements that will be used as the basis of the design which will be refined and completed in coordination with the redevelopments' designs. Work includes street resurfacing, street lighting replacement, enhancements to the sidewalk and parkway areas, improved pedestrian crossings, and creating protected bike lanes. Redevelopment activities include utility relocation, environmental remediation, alley replacements, installations of cul de sacs, and miscellaneous site improvements.

Justification:

This project is in alignment with the Village Board's plan for improvement of this corridor. To improve the safety and appearance of the Madison Street business district, encourage development, and replace deteriorating infrastructure.

Current Status:

The Village approved the RDA in December of 2018. Streetscaping design will be coordinated with the design of the developments. Design work is anticipated to occur in 2019 with construction starting in 2020 and coordinated with construction of the developments, pending Village Board approval of the planned developments.

Funding Sources	Account Number	Year End								
		Actuals		Budget		Estimate		Recommended Budget		
		FY 2017	FY 2018	FY 2019	FY 2019	FY2020	FY 2021	FY 2022	FY 2023	FY 2024
TIF Increment	2072.41300.101.411401	8,500	-	5,423,299	3,038,299	5,885,000	1,577,315	-	-	-
Transfer from Debt Service	4025.41300.101.491425	-	-	11,438	11,438	-	2,822,685	-	-	-
Fund Balance				3,550,000	50,000					
	Total:	8,500	-	8,984,737	3,099,737	5,885,000	4,400,000	-	-	-
Expenditures										
Surveying	2072.41300.101.570707	8,500	-	-	-	-	-	-	-	-
Conceptual Landscape Design	3095.43780.101.570706	-	-	11,438	11,438	-	-	-	-	-
Streetscape Design	2072.41300.101.570707	-	-	138,299	88,299	50,000	-	-	-	-
Development Incentives & Environmenta	2072.41300.101.570698	-	-	8,835,000	3,000,000	5,835,000	-	-	-	-
Construction Management (Streetscape)	3095.43780.101.570959	-	-	-	-	-	400,000	-	-	-
Construction (Streetscape)	3095.43780.101.570959	-	-	-	-	-	2,422,685	-	-	-
Construction (Streetscape)	2072.41300.101.570698	-	-	-	-	-	1,577,315	-	-	-
	Total:	8,500	-	8,984,737	3,099,737	5,885,000	4,400,000	-	-	-

**Village of Oak Park
Capital Improvement Program
2020 - 2024**

Project: Lexington Development

Priority Code: A

Category: Infrastructure Improvements



Description:

The project involves the environmental remediation work at the Lexington Development site associated with a former dry cleaners as the Village is responsible for the environmental remediation costs per the Redevelopment Agreement and Environmental Remediation Agreement.

Justification:

To improve the safety and appearance of the Madison Street business district and to encourage development.

Current Status:

Environmental remediation work will be substantially completed in the fall of 2018 with final closout with the IEPA in 2019.

Funding Sources	Account Number	Actuals		Budget	Year End Estimate		Recommended Budget			
		FY 2017	FY 2018	FY2019	FY2019	FY 2020	FY2021	FY 2022	FY 2023	FY 2024
TIF Increment	2072.41300.101.411401	-	231,602	458,830	266,289	24,000	-	-	-	-
Total:		-	231,602	458,830	266,289	24,000	-	-	-	-

Expenditures

Environmental Remediation	2072.41300.101.570698	-	231,602	458,830	266,289	24,000	-	-	-	-
Total:		-	231,602	458,830	266,289	24,000	-	-	-	-

**Village of Oak Park
Capital Improvement Fund Summary
2020 - 2024**

							Year End									
Colt Westgate Site- Emerson Development (4002)							Priority Code	Actuals		Budget	Estimate	Recommended Budget				
Project	Page #	Fund	Dept	Prgm	Account	FY 2017		FY 2018	FY 2019	FY 2019	FY2020	FY 2021	FY 2022	FY 2023	FY 2024	
Colt Site	68	4002	46250	101	530667	N/A	6,989,824	-	-	-	-	-	-	-		
TOTAL							6,989,824	-	-	-	-	-	-	-	-	

Priority Scale
A= Essential and Immediate Need
B= Essential, but may be delayed
C= Optional but beneficial to the Village through increased productivity, safety, etc.
D= Optional but beneficial to the Village in social, cultural or aesthetic ways
F= Future project, no 2019 expenditures
N/A= Project complete, no 2019 or future expenditures

**Village of Oak Park
Capital Improvement Fund Project Sheet
2020 - 2024**

Project: Emerson Development - Parking Garage, Environmental, Site Streetscape, and Utility Improvements Priority Code: N/A Category: Infrastructure Improvements



Description:

This project involves the Village's share of environmental remediation, utility improvements, the creation of a new north-south street (Maple Avenue) and streetscaping associated with the proposed Clark Street Development. The developer would design and construct the improvements. The utility improvements consist of installing new water and sewer mains on the new Maple Avenue, replacing the water and sewer mains on Westgate and replacing the water main on North Blvd. The streetscape work involves pavements, concrete curb, lighting, brick pavements on Westgate along the development's frontage and bluestone sidewalks on Maple Avenue and Westgate from Maple Avenue to the cul-de-sac to reflect design elements selected from a future Lake Street streetscape as well as the Marion Street palette.

Justification:

Existing water and sewer utilities need replacement in the area of the development and a new north-south street, Maple Avenue, needs to be created with new utilities to service this proposed development. ComEd must relocate equipment on existing right of way and Village property to allow for the construction.

Current Status:

This project is complete.

Funding Sources	Account Number	Actuals		Budget		Year End Estimate		Recommended Budget			
		FY 2017	FY 2018	FY 2019	FY 2019	FY 2019	FY 2020	FY 2021	FY 2022	FY 2023	FY 2024
Interest Revenue	4002.41300.101.461490	12,239	604	-	-	-	-	-	-	-	-
Transfer from Debt Service	4002.41300.101.491425	6,830,981	-	-	2,176,980	-	-	-	-	-	-
Transfer from Downtown TIF	4002.41300.101.491498	-	6,702	2,176,980	2,086,558	-	-	-	-	-	-
5040 Fund Revenues	5040.43730.101.444401	209,708	-	-	-	-	-	-	-	-	-
Total:		7,052,928	7,306	2,176,980	4,263,538	-	-	-	-	-	-

Expenditures

Environmental Remediation	2098.46260.101.530667	102,005	4,282	-	-	-	-	-	-	-	-
Project Administration (CCS)	2098.46260.101.530667	4,659	2,420	-	-	-	-	-	-	-	-
Streetscape Construction	2098.46260.101.530667	31,720	-	-	-	-	-	-	-	-	-
Environmental Remediation	4002.46250.101.530667	-	-	-	-	-	-	-	-	-	-
Private Utility Relocation (ComEd, etc.)	4002.46250.101.530667	-	-	-	-	-	-	-	-	-	-
1118 Westgate Demo & Env	4002.46250.101.530667	-	-	-	-	-	-	-	-	-	-
Parking Garage Construction	4002.46250.101.530667	-	-	-	-	-	-	-	-	-	-
Surveying and Plats	4002.46250.101.530667	-	-	-	-	-	-	-	-	-	-
Project Administration (CCS)	4002.43780.101.530667	21,178	-	-	-	-	-	-	-	-	-
Streetscape Construction	4002.46250.101.530667	6,830,981	-	-	-	-	-	-	-	-	-
Streetscape Construction	4002.46260.101.530667	137,665	-	-	-	-	-	-	-	-	-
Construction Oversight (Strand)	3095.43780.101.570959	142,604	-	-	-	-	-	-	-	-	-
Streetscape Construction	3095.43780.101.570959	-	-	-	-	-	-	-	-	-	-
Construction (Water)	5040.43730.777.570707	176,423	-	-	-	-	-	-	-	-	-
Construction (Sewer)	5040.43750.781.570707	33,285	-	-	-	-	-	-	-	-	-
Total:		7,480,520	6,702	-	-	-	-	-	-	-	-

Village of Oak Park
CDBG Infrastructure Fund Summary
2020 - 2024

CDBG Infrastructure Fund (2083) Project	Page #	Fund	Dept	Prgm	Account	Priority Code	Actuals		Budget	Year End Estimate	Recommended Budget				
							FY 2017	FY 2018	FY 2019	FY 2019	FY2020	FY 2021	FY 2022	FY 2023	FY 2024
Alley Improvements	70	2083	46201	101	583657	A	375,000	171,515	300,000	300,000	300,000	375,000	375,000	375,000	375,000
Resurfacing of Various Streets and Parking Lots	71	2083	46201	101	583651	A	113,071	569,034	185,952	138,159	105,000	130,000	130,000	130,000	130,000
Sidewalk Replacement	72	2083	46201	101	583656	A	139,568	200,000	300,000	300,000	300,000	200,000	200,000	200,000	200,000
Lead Water Service Replacement- Private	73	2083	46201	101	583655	A	-	-	-	-	50,000	50,000	50,000	50,000	50,000
Total							627,639	940,549	785,952	738,159	755,000	755,000	755,000	755,000	755,000

Priority Scale
A= Essential and Immediate Need
B= Essential, but may be delayed
C= Optional but beneficial to the Village through increased productivity, safety, etc.
D= Optional but beneficial to the Village in social, cultural or aesthetic ways
F= Future project, no 2020 expenditures
N/A= Project Complete, no 2020 or future expenditures

**Village of Oak Park
Capital Improvement Fund Project Sheet
2020 - 2024**

Project: Alley Improvements

Priority Code: A

Category: Infrastructure Improvements



Description:

Reconstruction of alleys in deteriorated condition. Existing alleys are completely removed and replaced with new concrete alleys which have an inverted crown to improve drainage in the alley and backyards. Some alleys require storm drains and sewers due to flat topography. Permeable alleys can be constructed if residents pay for increased cost through an SSA. In 2017 and future years the alley project includes \$50,000 in pavement patching funds to patch alleys which are not scheduled for replacement in the near future. The alley design and replacement by the Lincoln Development is also shown with that project.

Justification:

Alleys provide the primary means of garage and parking access for the majority of residents as well as being used for refuse collection.

Current Status:

2019 will be the last year of the five year accelerated alley improvement program. Funds for surveying, environmental testing and design of 2019 alleys are included in the 2018 budget. Construction management costs for the 2019 alley project are shown in 2019. In 2017 and future years \$50,000 in pavement patching will be included in the alley project to patch alleys. Funding for alleys for the years 2020 and beyond is shown at \$2M in local CIP alley funds. The alley design and replacement by the Lincoln Development per the RDA is shown with that project and not included in these costs.


Funding Sources	Account Number	Actuals		Budget	Year End	Recommended Budget				
		FY 2017	FY 2018	FY 2019	Estimate	FY 2020	FY 2021	FY 2022	FY 2023	FY 2024
Transfer from Debt Service	4025.41300.101.491425	2,470,586	2,804,166	-	-	698,050	2,050,000	2,050,000	2,050,000	2,050,000
Main Capital Fund Revenues (Non-Debt)	Various			1,942,628	2,007,825	-	-	-	-	-
CDBG Grant Revenue	2083.46201.101.431400	375,000	171,515	300,000	300,000	300,000	375,000	375,000	375,000	375,000
Grant Revenue- MWRD	3095.43700.815.440477	-	-	475,000	-	475,000	-	-	-	-
Total:		2,845,586	2,975,681	2,717,628	2,307,825	1,473,050	2,425,000	2,425,000	2,425,000	2,425,000
Expenditures										
Design (Phase I-II)	3095.43780.101.570964	122,094	42,802	159,008	159,008	110,000	110,000	110,000	110,000	110,000
Environmental	3095.43780.101.570964	-	-	12,790	12,790	-	-	-	-	-
Geotechnical	3095.43780.101.530667	-	-	18,620	18,620	-	-	-	-	-
Construction Management	3095.43780.101.570964	177,086	199,931	172,000	192,000	100,000	140,000	140,000	140,000	140,000
Construction (CDBG)	2083.46201.101.583657	375,000	171,515	300,000	300,000	300,000	375,000	375,000	375,000	375,000
Construction (Pavement Patching)	3095.43780.101.570951	50,000	-	50,000	50,000	50,000	50,000	50,000	50,000	50,000
Construction (CIP Alley)	3095.43780.101.570964	2,121,406	2,561,433	2,005,210	1,575,407	913,050	1,750,000	1,750,000	1,750,000	1,750,000
Total:		2,845,586	2,975,681	2,717,628	2,307,825	1,473,050	2,425,000	2,425,000	2,425,000	2,425,000

**Village of Oak Park
Capital Improvement Fund Project Sheet
2020 - 2024**

Project: **Resurfacing of Various Streets and Parking Lots**

Priority Code: **A**

Category: **Infrastructure Improvements**



Description:

This annual project consists of resurfacing and reconstructing local streets and resurfacing Village owned on-street and off-street parking lots.

Justification:

Local streets should be resurfaced every 15-20 years to maintain the deeper layers of asphalt, concrete or stone bases. Streets already deteriorated need to be reconstructed with deeper layers of asphalt or new base courses to restore their structural integrity.

Current Status:

In 2019 the Village awarded one local resurfacing project which is anticipated to be completed fall of 2019. 2020 project locations have been selected based on the anticipated budget shown with survey and design work already occurring so the construction projects can be bid early in 2020. 2020 would be the final year of the five year accelerated paving program.

Funding Sources	Account Number	Actuals		Budget		Year End Estimate		Recommended Budget			
		FY 2017	FY 2018	FY 2019	FY 2019	FY 2020	FY 2021	FY 2022	FY 2023	FY 2024	
CDBG Grant Revenue	2083.46201.101.431400	113,071	569,034	185,952	138,159	105,000	130,000	130,000	130,000	130,000	
Transfer from Debt Service	4025.41300.101.491425	3,572,768	2,195,909	-	-	-	-	-	-	-	
Main Capital Fund Revenues (No	Various	-	-	1,334,541	1,282,334	1,040,000	1,040,000	1,040,000	1,040,000	1,040,000	
5060 Fund Revenues	5060.43770.101.422481	73,260	135,093	199,566	34,566	300,000	300,000	300,000	275,000	275,000	
Grant Revenues (IJN Project 2014)		-	-	-	60,000	-	-	-	-	-	
Revenues from Sidewalks at Maple Ave (SDOP Corp)		-	45,381	-	-	-	-	-	-	-	
Total:		3,759,099	2,945,417	1,720,059	1,515,059	1,445,000	1,470,000	1,470,000	1,445,000	1,445,000	

Expenditures


Surveying (Phase I)	3095.43780.101.570706	39,521	29,000	40,000	40,000	40,000	40,000	40,000	40,000	40,000
Design (Phase II)	3095.43780.101.570951	-	68,453	-	2,790	-	-	-	-	-
Construction Management	3095.43780.101.570951	144,358	186,275	-	-	-	-	-	-	-
Construction (CDBG)	2083.46201.668.583652	113,071	569,034	185,952	138,159	105,000	130,000	130,000	130,000	130,000
Construction (Parking Lots)	5060.43770.787.570707	73,260	135,093	199,566	34,566	300,000	300,000	300,000	275,000	275,000
Construction (Pavement Patching)	3095.43780.101.570951	25,000	-	-	-	-	-	-	-	-
Construction (Resurfacing)	3095.43780.101.570951	2,974,496	1,957,562	1,294,541	1,239,544	1,000,000	1,000,000	1,000,000	1,000,000	1,000,000
Construction (Streetscape)	3095.43780.101.570959	389,393	-	-	-	-	-	-	-	-
Total:		3,759,099	2,945,417	1,720,059	1,455,059	1,445,000	1,470,000	1,470,000	1,445,000	1,445,000

**Village of Oak Park
Capital Improvement Fund Project Sheet
2020 - 2024**

Project: Sidewalk Replacement

Priority Code: A

Category: Infrastructure Improvements



Description:

This project consists of public sidewalk replacement. Primary funding is through Community Development Block Grant (CDBG) Funds since most work is an eligible expense for Americans with Disabilities Act (ADA) improvements. The project includes additional public right-of-way sidewalk that is not supported through CDBG funds (\$50,000/year) such as carriage walks, 50-50 requests, project specific repairs and sidewalk cutting. Sidewalk cutting is a technology which eliminates trip hazards by angle cutting sidewalks at elevation differences instead of full replacement, which will be utilized around schools and businesses to avoid the curing time of traditional concrete replacement.

Justification:

This project is critical for improving pedestrian safety and in complying with ADA.

Current Status:

The 2019 sidewalk program included an increase of CDBG funds from \$200,000 to \$300,000 to fund needed replacement of sidewalks identified with defects during the last sidewalk inspection which is also shown as \$300,000 for this year. The 2020 sidewalk program includes an increase of local funds from \$25,000 to \$50,000 in order to allow more sidewalk cutting to be performed, as it is not an eligible CDBG expense.

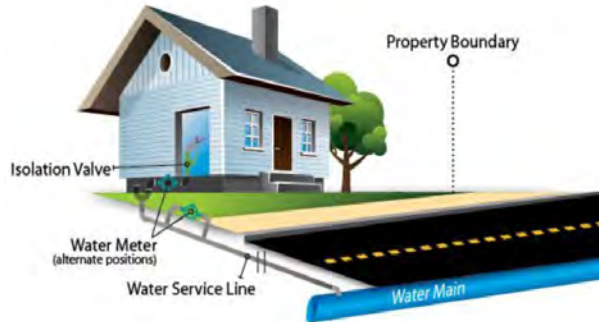
Funding Sources	Account Balance	Actuals		Budget	Year End Estimate	Recommended Budget				
		FY 2017	FY 2018	FY 2019	FY 2019	FY2020	FY 2021	FY 2022	FY 2023	FY 2024
CDBG Grant Revenue	2083.46201.101.431400	139,568	200,000	300,000	300,000	300,000	200,000	200,000	200,000	200,000
Transfer from Debt Service	4025.41300.101.491425	24,497	25,409	25,000	25,000	50,000	50,000	50,000	50,000	50,000
Total:		164,065	225,409	325,000	325,000	350,000	250,000	250,000	250,000	250,000
Expenditures										
Construction CIP Sidewalk	3095.43780.101.570953	24,497	25,409	25,000	25,000	50,000	50,000	50,000	50,000	50,000
Construction CDBG	2083.46201.822.583652	139,568	200,000	300,000	300,000	300,000	200,000	200,000	200,000	200,000
Total:		164,065	225,409	325,000	325,000	350,000	250,000	250,000	250,000	250,000

**Village of Oak Park
Capital Improvement Fund Project Sheet
2020 - 2024**

Project: Lead Water Service Replacement Program Private Side

Priority Code: A

Category: Infrastructure Improvements



Description:

The IEPA and IDPH are considering legislation which requires communities to establish a program to remove lead water services (both public side and private side) from the water system over a period of time. The Village has approximately 12,000 water services that are either known to be lead or have unknown materials and assumed to be lead.

Justification:

The IEPA and IDPH are considering requiring communities to submit their plans for removing these lead services over a currently undefined timeframe.

Current Status:

The Village is currently reviewing ways to address the pending regulations regarding lead water service replacements as well as looking into funding options such as the State's low interest loans. The proposed project has been identified only as a placeholder to identify this as a future project. The average cost of service line replacement on the private side is approximately \$6,000. The funding below would provide for approximately 40 private side service line replacements as part of a Capital Improvement project.

Funding Sources	Account Number	Year End				Recommended Budget				
		Actuals		Budget	Estimate	FY 2020	FY 2021	FY 2022	FY 2023	FY 2024
		FY 2017	FY 2018	FY 2019	FY 2019	FY 2020	FY 2021	FY 2022	FY 2023	FY 2024
5040 Fund Revenues	5040.43730.101.444401	-	-	-	-	-	-	-	200,000	200,000
CDBG Grant Revenue	2083.46201.101.431400					50,000	50,000	50,000	50,000	50,000
Total:		-	-	-	-	50,000	50,000	50,000	250,000	250,000
Expenditures										
Surveying (Phase I)		-	-	-	-	-	-	-	-	-
Design (Phase II)		-	-	-	-	-	-	-	-	-
Construction Management		-	-	-	-	-	-	-	-	-
Construction (CDBG)	2083.46201.101.583655					50,000	50,000	50,000	50,000	50,000
Construction	5040.43730.777.570707					-	-	-	200,000	200,000
Total:		-	-	-	-	50,000	50,000	50,000	250,000	250,000

SUSTAINABILITY FUND #2310

EXECUTIVE SUMMARY

The Village Manager's Office oversees sustainability initiatives and this Fund was established in 2009 with grant funds for the hiring of a position to support sustainability efforts in the Village. After the grant expired, all sustainability related costs have been provided via a transfer from the Environmental Service Fund which generates revenue from waste hauling fees.

Beginning in 2016, as part of the Village's Community Choice electrical aggregation program, a .003/kWh local fee to support the Smart City USA renewable energy projects within the Village was established. That revenue is currently estimated at \$400,000 per year .

	2017	2018	2019	Amended	2019	2020
	<u>Actual</u>	<u>Actual</u>	<u>Budget</u>	<u>Budgeted</u>	<u>Y/E Estimate</u>	<u>Budget</u>
Electric Aggregation Revenue	377,969	424,655	425,000	425,000	425,000	425,000
Transfer From Solid Waste Fund	150,000	150,000	150,000	150,000	150,000	150,000
Bag Fees	-	126,930	120,000	120,000	120,000	120,000
Transfer From Other Funds	-	-	-	-	-	-
Total Revenue	<u>527,969</u>	<u>701,585</u>	<u>695,000</u>	<u>695,000</u>	<u>695,000</u>	<u>695,000</u>
Personal Services	9,113	71,428	72,100	72,100	72,100	73,544
Fringe Benefits	2,057	21,357	18,988	18,988	18,816	20,732
Materials & Supplies	545	1,843	24,025	24,025	22,920	22,920
Contractual Services	6,670	22,886	57,500	68,300	56,700	75,800
Grants or Subsidies	-	-	-	-	-	220,000
Capital Outlay	-	-	520,000	520,000	170,000	540,000
Transfers Out	-	-	-	-	-	-
Total Expenditures	<u>18,385</u>	<u>117,514</u>	<u>692,613</u>	<u>703,413</u>	<u>340,536</u>	<u>952,996</u>
Net Surplus (Deficit)	<u>509,584</u>	<u>584,071</u>	<u>2,387</u>	<u>(8,413)</u>	<u>354,464</u>	<u>(257,996)</u>
Beginning Audited Fund Balance 1/1/19					1,777,130	
2019 Projected Surplus (Deficit)					<u>354,464</u>	
Ending Projected Fund Balance 12/31/19					<u>2,131,594</u>	
Estimated Fund Balance 1/1/20						2,131,594
2020 Budgeted Surplus (Deficit)						<u>(257,996)</u>
Ending Estimated Fund Balance 12/31/20						<u>1,873,598</u>

**Village of Oak Park
Sustainability Fund Capital Outlay Summary
2020 - 2024**

Sustainability Fund (2310) Project	Page #	Fund	Dept	Prgm	Account	Priority Code	Actual FY 2017	Actual FY 2018	Budget FY 2019	Estimate FY 2019	Budget FY 2020	Budget FY 2021	Budget FY 2022	Budget FY 2023	Budget FY 2024	
On-Site Solar	76	2310	41020	101	570850	A	-	-	300,000	-	180,000	270,000	-	-	-	
Sustainable VOP Infrastructure	77	2310	41020	101	570851	A	-	-	50,000	-	50,000	50,000	50,000	50,000	50,000	-
Streetlighting Replacement	78	2310	41020	101	570954	A	-	-	170,000	170,000	110,000	100,000	100,000	175,000	-	
Bicycle Boulevard Improvements	79	2310	41020	101	570967	D	-	-	-	-	200,000	-	-	-	-	
Total							-	-	520,000	170,000	540,000	420,000	150,000	225,000	-	

Priority Scale

A= Essential and Immediate Need
 B= Essential, but may be delayed
 C= Optional but beneficial to the Village through increased productivity, safety, etc.
 D= Optional but beneficial to the Village in social, cultural or aesthetic ways
 F= Future project, no 2020 expenditures

**Village of Oak Park
Sustainability Fund Capital Project Sheet
2020-2024**

Project: On-site Solar

Priority Code: A

Category: Other/Miscellaneous



Description:

Researching all possible VOP sites for Community Solar array installation.

Justification:

This installation would further the Village Board's goals for renewable energy as part of the GRC as well as address both the Plan it Green and regional GoTo 2040 plans.

Current Status:

Researching all possible VOP sites for Community Solar array installation.

Funding Sources	Account Number	Actual FY 2017	Actual FY 2018	Budget FY2019	Estimate FY2019	Budget FY 2020	Budget FY2021	Budget FY 2022	Budget FY 2023	Budget FY 2024
Aggregation Renewable Energy Fee	2310.41020.101.44185	-	-	300,000	-	180,000	270,000	-	-	-
Total:		-	-	300,000	-	180,000	270,000	-	-	-
Expenditures										
Community Solar Array Installation	2310.41020.101.570850	-	-	300,000	-	180,000	270,000	-	-	-
Total:		-	-	300,000	-	180,000	270,000	-	-	-

**Village of Oak Park
Sustainability Fund Capital Project Sheet
2020 - 2024**

Project: Sustainable VOP Projects

Priority Code: A

Category: Infrastructure Improvements



IDOT Reclaimed asphalt shingles in Illinois for use in sustainable warm asphalt mix

Description:

The Oak Park Community Choice Aggregation Program includes a local fee to support renewable energy projects. The fee is 0.3¢/kWh. On a monthly basis, the local fee generates approximately \$25,000 - \$30,000 and these funds are the source of revenue for capital projects in the Sustainability Fund.

Justification:

The Village Board has reviewed and concurs that the use of sustainable materials in VOP infrastructure is consistent with the Village's core values and participation in the GRC through the Metropolitan Mayors' Caucus. These funds would be available to the Village Engineers to offset the cost of sustainable materials in to-be-determined VOP projects.

Current Status:

Funds would be used to improve the use of sustainable materials within Village infrastructure construction projects.

Funding Sources	Account Number	Actual FY 2017	Actual FY 2018	Budget FY2019	Estimate FY2019	Budget FY 2020	Budget FY2021	Budget FY 2022	Budget FY 2023	Budget FY 2024
Aggregation Renewable Energy Fee	2310.41020.101.44185	-	-	50,000	-	50,000	50,000	50,000	50,000	-
Total:		-	-	50,000	-	50,000	50,000	50,000	50,000	-
Sustainable VOP Infrastructure	2310.41020.101.570851	-	-	50,000	-	50,000	50,000	50,000	50,000	-
Total:		-	-	50,000	-	50,000	50,000	50,000	50,000	-

**Village of Oak Park
Capital Improvement Fund Project Sheet
2020 - 2024**

Project: Street Lighting System Replacement - Residential Lighting


Priority Code: A

Category: Infrastructure Improvements

King Arthur Light Fixture



20W LED Corn Cob



50W LED Alley Light Fixture



Description:

Work involves replacing the 2,500 residential post top-mounted 100 Watt Mercury Vapor streetlights with an energy efficient LED lamp. This project includes only the 15 foot tall lighting system on the north-south residential streets. Work in the future also includes replacing the 1,000 alley lights.

Justification:

As a result of community interest and Village Board discussion, a replacement program of the older 100 Watt residential and alley lighting has been proposed. Energy efficient lighting such as LED lighting can provide a more consistent and reliable lighting of residential streets and save significant costs on energy and maintenance.

Current Status:

The 2,500 residential lights are proposed to be replaced over a three year period (2019-2021). Future years include a two year program (2022-2023) for replacing the 1,000 alley lights with LED lighting. Grant funding will be requested via the ComEd Energy Efficiency Program for the streetlights. The funding levels below do not include the grant funding but it is anticipated that some ComEd grant or discounts will be available. Grants for the alley lighting will be pursued.

Expenditures	Account Number	Actuals		Budget	Year End Estimate		Recommended Budget			
		FY 2017	FY 2018	FY 2019	FY 2019	FY2020	FY 2021	FY 2022	FY 2023	FY 2024
Aggregation Renewable Energy Fee	2310.41020.101.441485	-	-	170,000	110,000	110,000	100,000	100,000	175,000	-
Total:		-	-	170,000	110,000	110,000	100,000	100,000	175,000	-
<hr/>										
Expenditures										
Surveying (Phase I)		-	-	-	-	-	-	-	-	-
Design (Phase II)		-	-	-	-	-	-	-	-	-
Construction Management		-	-	-	-	-	-	-	-	-
Construction	2310.41020.101.570954	-	-	170,000	170,000	110,000	100,000	175,000	175,000	-
Total:		-	-	170,000	170,000	110,000	100,000	175,000	175,000	-

**Village of Oak Park
Capital Improvement Fund Project Sheet
2020 - 2024**

Project: Bicycle Boulevard Improvements

Priority Code: D

Category: Infrastructure Improvements



Description:

Bicycle Boulevards are streets designed to prioritize bicycle travel with infrastructure features that calm and reduce vehicular traffic on neighborhood streets and improve safety at busy intersections. Specific features will be discussed as part of the plan implementation.

Justification:

The Village Bicycle Plan adopted in 2008 established goals of increasing bicycle use and creating a safe and inviting environment for cycling. This Bicycle Boulevard is a means to work towards these goals.

Current Status:

The Bicycle Boulevard System Study was approved by the Village Board on July 20, 2015. The Transportation Commission is scheduled to review the proposed bicycle boulevards this summer in order to propose locations to be implemented in 2020. Additionally staff will seek out available Grant opportunities

Funding Sources	Account Number	Actuals		Budget	Year End	Recommended Budget				
		FY 2017	FY 2018	FY 2019	Estimate	FY 2020	FY 2021	FY 2022	FY 2023	FY 2024
Transfer from Debt Service	4025.41300.101.491425	-	-	-	-	-	200,000	-	-	-
Single Use Bag Fee Revenue	2310.41020.101.445459					200,000				
Total:		-	-	-	-	200,000	200,000	-	-	-
Expenditures										
Design (Phase I & II)	3095.43780.101.570967						35,000			
Construction	3095.43780.101.570967						165,000			
Design (Phase I & II)	2310.41020.101.570967					35,000				
Construction	2310.41020.101.570967					165,000				
Total:		-	-	-	-	200,000	200,000	-	-	-

BUILDING IMPROVEMENT FUND #3012

Fund Summary

The Building Improvement Fund revenue is transferred from the Capital Improvement Fund. This fund accounts for all expenses related to the repair and maintenance of Village Hall, the Public Works Center, the Village's three fire stations and the Dole Library.

Projects are identified from a Property Condition Assessment report. The purpose of this report is to assess the general condition of building components (structure, roof, HVAC, plumbing, electrical, etc.) in order to develop prioritized repair and maintenance recommendations and budgets for the next ten years.

Although the current focus is on the actual infrastructure improvements, it is not possible to have a valid conversation about the fund's ability to pay for the costs of projects without also discussing the other expenses of the fund.

Below is a revenue and expense table that illustrates the overall fund finances. However, the operational portion, which excludes capital costs, is currently under review and will come before the Finance Committee and Village Board as a part of the operation budget recommendation.

BUILDING IMPROVEMENT FUND #3012 OPERATING BUDGET SUMMARY

	2017	2018	2019	Amended 2019	2019	2020
	<u>Actual</u>	<u>Actual</u>	<u>Budget</u>	<u>Budgeted</u>	<u>Y/E Estimate</u>	<u>Budget</u>
Grants	-	-	20,000	20,000	-	20,000
Transfer from CIP Fund	644,000	567,250	192,000	192,000	192,000	4,225,000
Transfer from Other Funds	-	-	-	-	-	-
Total Revenue	<u>644,000</u>	<u>567,250</u>	<u>212,000</u>	<u>212,000</u>	<u>192,000</u>	<u>4,245,000</u>
Capital Outlay	<u>947,464</u>	<u>260,647</u>	<u>648,500</u>	<u>648,500</u>	<u>528,733</u>	<u>4,425,000</u>
Total Expenditures	<u>947,464</u>	<u>260,647</u>	<u>648,500</u>	<u>648,500</u>	<u>528,733</u>	<u>4,425,000</u>
Net Surplus (Deficit)	<u>(303,464)</u>	<u>306,603</u>	<u>(436,500)</u>	<u>(436,500)</u>	<u>(336,733)</u>	<u>(180,000)</u>
Beginning Audited Fund Balance 1/1/19					553,883	
2019 Projected Surplus (Deficit)					<u>(336,733)</u>	
Ending Projected Fund Balance 12/31/19					<u>217,150</u>	
Estimated Fund Balance 1/1/20						217,150
2020 Budgeted Surplus (Deficit)						<u>(180,000)</u>
Ending Estimated Fund Balance 12/31/20						<u>37,150</u>

**Village of Oak Park
Capital Improvement Program - Summary
2020 - 2024**

Building Improvement Fund (3012)								Actuals		Budget	Year End Estimate		Recommended Budget			
Project (*Indicates New Project for 2020)	Additional Description	Page #	Fund	Dept	Prgm	Account	Priority Code	FY 2017	FY 2018	FY 2019	FY 2019	FY 2020	FY 2021	FY 2022	FY 2023	FY 2024
Various Repairs	Dole Center	84	3012	43790	101	540673	N/A	555	-	-	-	-	-	-	-	-
Various Repairs	Fire Station	84	3012	43790	101	540673	N/A	4,400	-	-	-	-	-	-	-	-
Various Repairs	Multi Modal Station	84	3012	43790	101	540673	N/A	3,632	-	-	-	-	-	-	-	-
Various Repairs	Police Station	84	3012	43790	101	540673	N/A	555	-	-	-	-	-	-	-	-
Various Repairs	Public Works Center	84	3012	43790	101	540673	N/A	44,022	-	-	-	-	-	-	-	-
Various Repairs	Village Hall	84	3012	43790	101	540673	N/A	24,842	-	-	-	-	-	-	-	-
Various Repairs	Village Owned Properties	84	3012	43790	101	540673	N/A	-	-	-	-	-	-	-	-	-
Sta. 1 Administration Roof Repairs	Fire Station 1	85	3012	43790	101	540673	N/A	11,389	12,963	-	-	-	-	-	-	-
Sta. 1 Locker Room Renovation	Fire Station 1	86	3012	43790	101	540673	N/A	2,966	-	-	-	-	-	-	-	-
Sta. 1 MEP and Fire Protection System Repairs	Fire Station 1	87	3012	43790	101	540673	F	-	-	-	-	-	170,000	35,000	-	-
Sta. 1 Overhead Door and Front Door Replacement	Fire Station 1	88	3012	43790	101	540673	N/A	-	34,205	-	-	-	-	-	-	-
Sta. 1 Re-asphalt North Parking Lot	Fire Station 1	89	3012	43790	101	540673	N/A	-	-	15,000	15,000	-	-	-	-	-
Sta. 1 Renovate Women's Locker Room & Bathroom	Fire Station 1	90	3012	43790	101	540673	F	-	-	-	-	-	35,000	-	-	-
Sta. 1 Replace Men's Showers (2nd floor)	Fire Station 1	91	3012	43790	101	540673	F	-	-	-	-	-	25,000	-	-	-
Sta. 1 Replace Rear Concrete Apron	Fire Station 1	92	3012	43790	101	540673	F	-	-	-	-	-	-	25,000	-	-
Sta. 1 Restroom Renovation	Fire Station 1	93	3012	43790	101	540673	F	-	-	-	-	-	35,000	-	-	-
Sta. 1 Storage Garage	Fire Station 1	94	3012	43790	101	540673	N/A	2,111	-	-	-	-	-	-	-	-
Sta. 1 Window Replacement	Fire Station 1	95	3012	43790	101	540673	F	-	-	-	-	-	25,000	-	-	-
Sta. 2 Foundation and Basement Stairs Repairs	Fire Station 2	96	3012	43790	101	540673	F	-	-	-	-	-	150,000	-	-	-
Sta. 2 Masonry Repairs	Fire Station 2	97	3012	43790	101	540673	F	-	-	-	-	-	-	75,000	-	-
Sta. 2 Overhead Door Replacement	Fire Station 2	98	3012	43790	101	540673	N/A	-	-	30,000	13,122	-	-	-	-	-
Sta. 2 Re-asphalt Parking Lot	Fire Station 2	99	3012	43790	101	540673	F	-	-	-	-	-	25,000	-	-	-
Sta. 2 Remodel Bunk Room	Fire Station 2	100	3012	43790	101	540673	N/A	77,950	-	-	-	-	-	-	-	-
Sta. 2 Restroom Renovation	Fire Station 2	101	3012	43790	101	540673	N/A	4,480	-	-	-	-	-	-	-	-
Sta. 2 Stair Repairs	Fire Station 2	102	3012	43790	101	540673	N/A	5,500	-	-	-	-	-	-	-	-
Sta. 2 Window Replacement	Fire Station 2	103	3012	43790	101	540673	F	-	-	-	-	-	-	50,000	-	-
Sta. 3 Kitchen Renovation	Fire Station 3	104	3012	43790	101	540673	F	-	-	-	-	-	50,000	-	-	-
Sta. 3 Masonry Repairs	Fire Station 3	105	3012	43790	101	540673	F	-	-	-	-	-	65,000	70,000	-	-
Sta. 3 MEP and Fire Protection System Repairs	Fire Station 3	106	3012	43790	101	540673	A	-	-	15,000	-	15,000	201,150	25,000	-	95,000
Sta. 3 Overhead Door Replacement	Fire Station 3	107	3012	43790	101	540673	N/A	-	-	35,000	13,943	-	-	-	-	-
Sta. 3 Restroom, Locker Room and Bunk Room Renovation	Fire Station 3	108	3012	43790	101	540673	A	-	-	20,000	-	150,000	-	-	-	-
Sta. 3 Roof Repairs	Fire Station 3	109	3012	43790	101	540673	F	-	-	-	-	-	25,000	-	-	-
Entrance Door Replacement	Multi Modal Station	110	3012	43790	101	540673	F	-	-	-	-	-	35,000	-	-	-
Transit Station Improvements	Multi Modal Station	111	3012	43790	101	540673	D	-	-	50,000	-	50,000	250,000	-	-	-
Facility Upgrades	Police Station	112	3012	43790	101	540673	N/A	5,540	37,725	-	-	-	-	-	-	-
Replacement Police Station	Police Station	113	3012	43790	101	540673	A	-	-	125,000	75,000	4,000,000	31,000,000	-	-	-
Firing Range Ventilation Sytem Upgrades*	Police Station	114	3012	43790	101	540673	C	-	-	-	150,000	-	-	-	-	-
Access Control and CCTV Upgrade	Public Works Center	115	3012	43790	101	540673	N/A	122,840	-	-	-	-	-	-	-	-
Air Supply For Lower Level Shops	Public Works Center	116	3012	43790	101	540673	F	-	-	-	-	-	-	-	25,000	-
Building Automation System (BAS) Work/Repairs/Upgrades	Public Works Center	117	3012	43790	101	540673	A	-	-	35,000	35,000	25,000	-	-	-	-
Cistern Installation	Public Works Center	118	3012	43790	101	540673	F	-	-	-	-	-	35,000	-	-	-
CNG Station Upgrades	Public Works Center	119	3012	43790	101	540673	F	-	-	-	-	-	40,000	-	60,000	-
Emergency Power Panel Upgrade	Public Works Center	120	3012	43790	101	540673	F	-	-	-	-	-	-	-	25,000	-
Exterior Wood and Coping Stone Repair	Public Works Center	121	3012	43790	101	540673	F	-	-	-	-	-	-	-	50,000	-
Fleet Shop Electrical and Lighting Upgrades	Public Works Center	122	3012	43790	101	540673	N/A	31,220	-	-	-	-	-	-	-	-
Fleet Shop HVAC	Public Works Center	123	3012	43790	101	540673	A	-	-	20,000	-	-	-	-	-	-

**Village of Oak Park
Capital Improvement Program - Summary
2020 - 2024**

Building Improvement Fund (3012)			Actuals		Budget	Year End Estimate	Recommended Budget									
Project (*Indicates New Project for 2020)	Additional Description	Page #	Fund	Dept	Prgm	Account	Priority Code	FY 2017	FY 2018	FY 2019	FY 2019	FY 2020	FY 2021	FY 2022	FY 2023	FY 2024
Floor Sealing	Public Works Center	124	3012	43790	101	540673	F	-	-	-	-	-	-	-	100,000	-
Fuel Management System	Public Works Center	125	3012	43790	101	540673	N/A	-	26,226	-	-	-	-	-	-	-
Fuel Station Lighting Upgrades	Public Works Center	126	3012	43790	101	540673	F	-	-	-	-	-	25,000	-	-	-
Green Roof Upgrades	Public Works Center	127	3012	43790	101	540673	F	-	-	-	-	-	30,000	-	-	-
HVAC Air and Fan Motor Balancing and Monitoring	Public Works Center	128	3012	43790	101	540673	F	4,900	-	-	-	-	25,000	-	30,000	-
PWC Locker Room Upgrades	Public Works Center	129	3012	43790	101	540673	F	-	-	-	-	-	55,000	-	-	-
MEP and Fire Protection System Repairs	Public Works Center	130	3012	43790	101	540673	F	-	-	-	-	-	70,000	66,000	105,000	55,000
New High Speed Overhead Doors for Fleet*	Public Works Center	131	3012	43790	101	540673	F	-	-	17,000	29,983	-	30,000	-	-	-
New Metal Overhead Doors	Public Works Center	132	3012	43790	101	540673	N/A	-	-	15,000	25,502	-	-	-	-	-
Off-Site Salt Storage	Public Works Center	133	3012	43790	101	540673	N/A	47,090	14,966	-	-	-	-	-	-	-
Painting	Public Works Center	134	3012	43790	101	540673	F	-	-	-	-	-	25,000	-	25,000	-
Rain Garden	Public Works Center	135	3012	43790	101	540673	N/A	-	-	40,000	-	40,000	-	-	-	-
Truck Ramp Lift for Fleet Shop	Public Works Center	136	3012	43790	101	540673	B	-	-	-	-	45,000	-	-	-	-
UST Access Ports	Public Works Center	137	3012	43790	101	540673	N/A	-	42,685	-	-	-	-	-	-	-
UST Monitoring System	Public Works Center	138	3012	43790	101	540673	N/A	-	4,672	-	-	-	-	-	-	-
Utility Piping Replacements	Public Works Center	139	3012	43790	101	540673	F	-	-	25,000	25,000	-	25,000	-	35,000	-
Record Storage Buildout	Public Works Center	140	3012	43790	101	540673	F	-	-	-	-	-	-	-	50,000	-
Wash Bay Floor Drain Upgrades	Public Works Center	141	3012	43790	101	540673	A	-	-	-	-	10,000	50,000	-	-	-
White Roof Repair	Public Works Center	142	3012	43790	101	540673	F	-	27,395	-	-	-	275,000	-	-	-
Property Condition Assessment Program	Various	143	3012	43790	101	540673	N/A	19,000	21,000	36,500	20,000	-	-	-	-	-
ADA Chair Lift*	Village Hall	144	3012	43790	101	540673	B	-	-	-	-	40,000	-	-	-	-
Boiler System Replacement	Village Hall	145	3012	43790	101	540673	N/A	33,519	-	-	-	-	-	-	-	-
Council Chambers Railings Modifications	Village Hall	146	3012	43790	101	540673	N/A	-	19,420	-	-	-	-	-	-	-
Courtyard Paver Brick Replacement	Village Hall	147	3012	43790	101	540673	F	-	-	-	-	-	25,000	-	-	-
Courtyard Perimeter Window Replacement	Village Hall	148	3012	43790	101	540673	F	-	-	-	-	-	-	125,000	-	-
Driveway Improvements	Village Hall	149	3012	43790	101	540673	N/A	78,179	-	-	-	-	-	-	-	-
Elevator Interior Renovation	Village Hall	150	3012	43790	101	540673	N/A	25,816	-	-	-	-	-	-	-	-
Emergency Generator Upgrades	Village Hall	151	3012	43790	101	540673	F	-	-	-	-	-	-	-	25,000	-
Furniture/Workstation Replacements	Village Hall	152	3012	43790	101	540673	B	316,711	19,391	50,000	50,000	25,000	50,000	-	-	-
Geothermal Vault Drainage	Village Hall	153	3012	43790	101	540673	N/A	-	-	40,000	20,000	-	-	-	-	-
Interior Signage Replacement	Village Hall	154	30112	43790	101	540673	A	-	-	-	-	25,000	-	-	-	-
Lombard Side Door Replacement	Village Hall	155	3012	43790	101	540673	N/A	-	-	25,000	21,183	-	-	-	-	-
Masonry Repairs	Village Hall	156	3012	43790	101	540673	F	-	-	-	-	-	-	-	-	453,500
MEP and Fire Protection System Repairs	Village Hall	157	3012	43790	101	540673	F	-	-	-	-	-	150,000	60,000	60,000	50,000
New Entranceway*	Village Hall	158	3012	43790	101	540673	F	4,500	-	20,000	-	-	100,000	-	-	-
Physical Improvements	Village Hall	159	3012	43790	101	540673	N/A	26,439	-	-	-	-	-	-	-	-
Pneumatic Control Replacement and AHU Upgrades	Village Hall	160	3012	43790	101	540673	F	-	-	35,000	35,000	-	500,000	-	-	-
Roof Repairs	Village Hall	161	3012	43790	101	540673	F	14,749	-	-	-	-	25,000	-	-	-
UPS Replacement	Village Hall	162	3012	43790	101	540673	N/A	34,558	-	-	-	-	-	-	-	-
Water Pipe Replacement	Village Hall	163	3012	43790	101	540673	F	-	-	-	-	-	-	125,000	-	-
West Fan Room Sump Pump Replacement	Village Hall	164	3012	43790	101	540673	F	-	-	-	-	-	-	-	40,000	-
TOTALS:								947,463	260,648	648,500	528,733	4,425,000	33,626,150	656,000	630,000	653,500

**Village of Oak Park
Capital Improvement Program - Summary
2020 - 2024**

Building Improvement Fund (3012)							Actuals		Budget	Year End Estimate	Recommended Budget					
Project (*Indicates New Project for 2020)	Additional Description	Page #	Fund	Dept	Prgm	Account	Priority Code	FY 2017	FY 2018	FY 2019	FY 2019	FY 2020	FY 2021	FY 2022	FY 2023	FY 2024

Priority Scale
A= Essential and Immediate Need
B= Essential, but may be delayed
C= Optional but beneficial to the Village through increased productivity, safety, etc.
D= Optional but beneficial to the Village in social, cultural or aesthetic ways
F= Future project, no 2020 expenditures
N/A= Project complete, no 2020 or future expenditures

**Village of Oak Park
Capital Improvement Program
2020 - 2024**

Project: Building Improvements - Various Repairs

Priority Code: N/A

Category: Building Improvements



Description:

Completion of various repairs or improvements that are needed at Village owned and maintained facilities. These repairs differ from the General Fund Property Repairs in that they are the larger types of repairs.

Justification:

Public owned facilities require regular maintenance and repair. Throughout the year, repairs or improvements that were unplanned are necessary to maintain the expected level of service of the building.

Current Status:

The funding of this work was budgeted in the General Fund beginning in 2018.


Funding Sources	Account Number	Actuals		Project Budget	Year End Estimate	Recommended Budget					
		FY 2017	FY 2018			FY 2019	FY 2019	FY 2020	FY 2021	FY 2022	FY 2023
Transfer From CIP Fund #3095	3012-41300-101-491495	74,781	-	-	-	-	-	-	-	-	-
Total:		74,781	-	-	-	-	-	-	-	-	-
Expenditures											
Construction	3012-43790-101-540673										
Village Hall		24,842	-	-	-	-	-	-	-	-	-
Police Station		555	-	-	-	-	-	-	-	-	-
Fire Stations		4,400	-	-	-	-	-	-	-	-	-
Public Works Center		44,022	-	-	-	-	-	-	-	-	-
Dole Center		555	-	-	-	-	-	-	-	-	-
Village Owned Properties		-	-	-	-	-	-	-	-	-	-
Multi-Modal Station		3,632	-	-	-	-	-	-	-	-	-
Total:		78,007	-	-	-	-	-	-	-	-	-

**Village of Oak Park
Capital Improvement Program
2020 - 2024**

Project: Fire Station 1 Administration Roof Repairs

Priority Code: N/A

Category: Building Improvements



Description:

This project involved repairing the roof above the administration offices at the main fire station.

Justification:

The main fire station was built in 1982. A portion of the roof was replaced in 2011. The existing metal roof had never been replaced and was leaking and staining interior office drywall and carpeting.

Current Status:

A portion of the work was completed in 2017. The remainder of the work was completed in 2018. This project is now complete.


Funding Sources	Account Number	Actuals		Project Budget	Year End Estimate	Recommended Budget				
		FY 2017	FY 2018			FY 2019	FY 2019	FY 2020	FY2021	FY 2022
Transfer From CIP Fund #3095	3012-41300-101-491495	11,389	12,963	-	-	-	-	-	-	-
Total:		11,389	12,963	-	-	-	-	-	-	-
Expenditures										
Surveying (Phase I)		-	-	-	-	-	-	-	-	-
Design (Phase II)		-	-	-	-	-	-	-	-	-
Construction Management		-	-	-	-	-	-	-	-	-
Construction	3012-43790-101-540673	11,389	12,963	-	-	-	-	-	-	-
Total:		11,389	12,963	-	-	-	-	-	-	-

**Village of Oak Park
Capital Improvement Program
2020 - 2024**

Project: Fire Station 1 Locker Room Remodeling

Priority Code: N/A

Category: Building Improvements



Description:

The locker rooms at the main fire station were in need of upgrades/remodeling.

Justification:

The station was built in 1982. The last renovation of the 2nd floor locker room occurred in 2016. Concrete polishing in the hallways was completed two years ago, and the carpeting was replaced several years ago.

Current Status:

This project was completed in 2016. A small cost was incurred in 2017 for labor related to this project.

Funding Sources	Account Number	Actuals		Project Budget	Year End Estimate	Recommended Budget				
		FY 2017	FY 2018			FY 2019	FY 2020	FY 2021	FY 2022	FY 2023
Transfer From CIP Fund #3095	3012-41300-101-491495	2,966	-	-	-	-	-	-	-	-
Total:		2,966	-	-	-	-	-	-	-	-
Expenditures										
Design (Phase II)		-	-	-	-	-	-	-	-	-
Construction Management		-	-	-	-	-	-	-	-	-
Construction	3012-43790-101-540673	2,966	-	-	-	-	-	-	-	-
Total:		2,966	-	-	-	-	-	-	-	-

**Village of Oak Park
Capital Improvement Program
2020 - 2024**

Project: Fire Station 1 Mechanical, Electrical, Plumbing and Fire Protection System Repairs

Priority Code: F

Category: Building Improvements



Description:

This project involves repair or replacement of the Mechanical, Electrical, Plumbing (MEP) and fire protection systems at the main fire station. A more detailed description of suggested repairs would be identified in the Property Condition Assessment (PCA) that is planned for the main station in 2019.

Justification:

It is anticipated that the PCA will identify various deficiencies and repair recommendations for the MEP and fire protection systems at the main fire station.

Current Status:

This is a new project that would include repairs and/or replacement of various components of the MEP and fire protection systems. Costs were estimated based on costs associated with similar items identified in the PCA of the south station conducted in 2017. Some items would include sprinkler system evaluation, installation of carbon monoxide (CO) detectors in the lounge and fitness areas, installation of additional exhaust fans where needed, replacement of hot water heaters, replacement of electrical switch gear and installation of backflow preventers.


Funding Sources	Account Number	Actuals		Project	Year End	Recommended Budget				
		FY 2017	FY 2018	Budget	Estimate	FY 2021	FY 2022	FY 2023	FY 2024	
Transfer From CIP Fund #3095	3012-41300-101-491495	-	-	-	-	-	170,000	35,000	-	-
Total:		-	-	-	-	-	170,000	35,000	-	-
Expenditures										
Surveying (Phase I)		-	-	-	-	-	-	-	-	-
Design (Phase II)		-	-	-	-	-	-	-	-	-
Construction Management		-	-	-	-	-	-	-	-	-
Construction	3012-43790-101-540673	-	-	-	-	-	170,000	35,000	-	-
Total:		-	-	-	-	-	170,000	35,000	-	-

**Village of Oak Park
Capital Improvement Program
2020 - 2024**

Project: Fire Station 1 Overhead Door and Front Door Replacement

Priority Code: N/A

Category: Building Improvements



Description:

This project involved replacing the existing overhead doors at the main fire station with a new, more effective overhead door system. Also included was the replacement of the main entrance front door.

Justification:

The previous overhead doors operated slowly and created a clearance issue for fire trucks leaving and entering the building. The new doors operate more quickly and have improved the response time of the fire department on emergency calls. The previous front main entrance door was in poor condition with rotting framework and inoperable hardware.

Current Status:

This project has been completed.

Funding Sources	Account Number	Actuals		Project Budget FY2019	Year End Estimate FY2019	Recommended Budget				
		FY 2017	FY 2018			FY 2020	FY2021	FY 2022	FY 2023	FY 2024
Transfer From CIP Fund #3095	3012-41300-101-491495	-	34,205	-	-	-	-	-	-	-
Total:		-	34,205	-	-	-	-	-	-	-
Expenditures										
	Account Number									
Surveying (Phase I)		-	-	-	-	-	-	-	-	-
Design (Phase II)		-	-	-	-	-	-	-	-	-
Construction Management		-	-	-	-	-	-	-	-	-
Construction	3012-43790-101-540673	-	34,205	-	-	-	-	-	-	-
Total:		-	34,205	-	-	-	-	-	-	-

**Village of Oak Park
Capital Improvement Program
2020 - 2024**

Project: Fire Station 1 Re-asphalt North Parking Lot

Priority Code: N/A

Category: Building Improvements



Description:

This project involves replacing the asphalt parking lot at the main fire station with new asphalt.

Justification:

The deteriorating conditions of this parking lot have created a safety hazard for staff and the public. There is an essential and immediate need to repair the parking lot.

Current Status:

This is a new project which would involve the installation of ten wheel stops, patching near drains, sealing and striping.

Funding Sources	Account Number	Actuals		Project Budget	Year End Estimate	Recommended Budget				
		FY 2017	FY 2018	FY2019	FY2019	FY 2020	FY2021	FY 2022	FY 2023	FY 2024
Transfer From CIP Fund #3095	3012-41300-101-491495	-	-	15,000	15,000	-	-	-	-	-
Total:		-	-	15,000	15,000	-	-	-	-	-
Surveying (Phase I)		-	-	-	-	-	-	-	-	-
Design (Phase II)		-	-	-	-	-	-	-	-	-
Construction Management		-	-	-	-	-	-	-	-	-
Construction	3012-43790-101-540673	-	-	15,000	15,000	-	-	-	-	-
Total:		-	-	15,000	15,000	-	-	-	-	-

**Village of Oak Park
Capital Improvement Program
2020 - 2024**

Project: Fire Station 1 Renovate Women's Locker Room and Restro Priority Code: F Category: Building Improvements



Description:
This project involves renovating the women's locker room (built in 1983) and restroom at the main fire station. This includes new lockers, carpeting, beds, bedding and painting.

Justification:
The existing locker room and shower is original to the building and the plumbing fixtures, sinks, toilet, etc. are in poor condition. Renovation of the locker room would be beneficial to the Village through increased productivity and morale.

Current Status:
This is a new project.

Funding Sources	Account Number	Actuals		Project Budget	Year End Estimate	Recommended Budget				
		FY 2017	FY 2018	FY2019	FY2019	FY 2020	FY2021	FY 2022	FY 2023	FY 2024
Transfer From CIP Fund #3095	3012-41300-101-491495	-	-	-	-	35,000	-	-	-	-
Total:		-	-	-	-	35,000	-	-	-	-
Expenditures										
Surveying (Phase I)		-	-	-	-	-	-	-	-	-
Design (Phase II)		-	-	-	-	-	-	-	-	-
Construction Management		-	-	-	-	-	-	-	-	-
Construction	3012-43790-101-540673	-	-	-	-	35,000	-	-	-	-
Total:		-	-	-	-	35,000	-	-	-	-

**Village of Oak Park
Capital Improvement Program
2020 - 2024**

Project: Fire Station 1 Replace Men's Showers 2nd Floor Priority Code: F Category: Building Improvements



Description:

This project involves replacing the 2nd floor men's showers at the main fire station.

Justification:

The existing showers in the men's locker room at fire station 1 are original to the building and the plumbing fixtures are in poor condition. Replacement of the showers would be beneficial to the Village through improved appearance and functionality of the showers.


Current Status:

This is a new project.

Funding Sources	Account Number	Actuals		Project	Year End	Recommended Budget				
		FY 2017	FY 2018	Budget FY2019	Estimate FY2019	FY 2020	FY2021	FY 2022	FY 2023	FY 2024
Transfer From CIP Fund #309E	3012-41300-101-491495	-	-	-	-	-	25,000	-	-	-
Total:		-	-	-	-	-	25,000	-	-	-
Expenditures										
Surveying (Phase I)		-	-	-	-	-	-	-	-	-
Design (Phase II)		-	-	-	-	-	-	-	-	-
Construction Management		-	-	-	-	-	-	-	-	-
Construction	3012-43790-101-540673	-	-	-	-	-	25,000	-	-	-
Total:		-	-	-	-	-	25,000	-	-	-

**Village of Oak Park
Capital Improvement Program
2020 - 2024**

Project: Fire Station 1 Replace Rear Concrete Apron Priority Code: F Category: Building Improvements



Description:
This project involves replacing the existing concrete apron in back of the main fire station.

Justification:
The existing apron is cracked and is deteriorating in several areas.

Current Status:
This is a new project.


Funding Sources	Account Number	Actuals		Project Budget	Year End Estimate	Recommended Budget				
		FY 2017	FY 2018	FY2019	FY2019	FY 2020	FY2021	FY 2022	FY 2023	FY 2024
Transfer From CIP Fund #3095	3012-41300-101-491495	-	-	-	-	-	-	25,000	-	-
Total:		-	-	-	-	-	-	25,000	-	-
Expenditures										
Surveying (Phase I)		-	-	-	-	-	-	-	-	-
Design (Phase II)		-	-	-	-	-	-	-	-	-
Construction Management		-	-	-	-	-	-	-	-	-
Construction	3012-43790-101-540673	-	-	-	-	-	-	25,000	-	-
Total:		-	-	-	-	-	-	25,000	-	-

**Village of Oak Park
Capital Improvement Program
2020 - 2024**

Project: Fire Station 1 Restroom Remodeling

Priority Code: F

Category: Building Improvements



Description:

This project involves replacing the basement restroom at the main fire station with upgraded sink, toilet, fixtures and flooring.

Justification:

The existing plumbing and fixtures are original to the building and are in poor condition and require replacement.

Current Status:

This is a new project.

Funding Sources	Account Number	Actuals		Project Budget FY2019	Year End Estimate FY2019	Recommended Budget				
		FY 2017	FY 2018			FY 2020	FY 2021	FY 2022	FY 2023	FY 2024
Transfer From CIP Fund #3095	3012-41300-101-491495	-	-	-	-	-	35,000	-	-	-
Total:		-	-	-	-	-	35,000	-	-	-
Expenditures										
Design (Phase II)		-	-	-	-	-	-	-	-	-
Construction Management		-	-	-	-	-	-	-	-	-
Construction	3012-43790-101-540673	-	-	-	-	-	35,000	-	-	-
Total:		-	-	-	-	-	35,000	-	-	-

**Village of Oak Park
Capital Improvement Program
2020 - 2024**

Project: Fire Station 1 Storage Garage

Priority Code: N/A

Category: Building Improvements



Description:

This project involved construction of a new storage garage at the main fire station.

Justification:

More storage space was needed at the main fire station for equipment and materials. The space must be secure and contain electrical power and overhead doors to move large pieces of equipment in and out on a regular basis.

Current Status:

This project has been concluded.

Funding Sources	Account Number	Actuals		Project Budget	Year End Estimate	Recommended Budget				
		FY 2017	FY 2018	FY2019	FY2019	FY 2020	FY2021	FY 2022	FY 2023	FY 2024
Transfer From CIP Fund #3095	3012-41300-101-491495	2,111	-	-	-	-	-	-	-	-
Total:		2,111	-	-	-	-	-	-	-	-
Expenditures										
Surveying (Phase I)		-	-	-	-	-	-	-	-	-
Design (Phase II)		-	-	-	-	-	-	-	-	-
Construction Management		-	-	-	-	-	-	-	-	-
Construction	3012-43790-101-540673	2,111	-	-	-	-	-	-	-	-
Total:		2,111	-	-	-	-	-	-	-	-

**Village of Oak Park
Capital Improvement Program
2020 - 2024**

Project: Fire Station 1 Window Replacement

Priority Code: F

Category: Building Improvements



Description:

This project involves replacing the upper windows above the overhead doors at the main fire station.

Justification:

The existing windows are original to the building and are in need of replacement to mitigate leaks and improve insulation.

Current Status:

This is a new project.


Funding Sources	Account Number	Actuals		Project Budget	Year End Estimate	Recommended Budget				
		FY 2017	FY 2018	FY2019	FY2019	FY 2020	FY2021	FY 2022	FY 2023	FY 2024
Transfer From CIP Fund #3095	3012-41300-101-491495	-	-	-	-	-	25,000	-	-	-
Total:		-	-	-	-	-	25,000	-	-	-
Expenditures										
Surveying (Phase I)		-	-	-	-	-	-	-	-	-
Design (Phase II)		-	-	-	-	-	-	-	-	-
Construction Management		-	-	-	-	-	-	-	-	-
Construction	3012-43790-101-540673	-	-	-	-	-	25,000	-	-	-
Total:		-	-	-	-	-	25,000	-	-	-

**Village of Oak Park
Capital Improvement Program
2020 - 2024**

Project: **Fire Station 2 Foundation and Basement Stairs Repairs**

Priority Code: **F**

Category: **Building Improvements**



Description:

This project involves repairing the foundation and basement stairs at fire station 2.

Justification:

The North fire station was built in 1917. The last remodel was in 1985 when exterior windows were replaced, kitchen was upgraded and overhead doors were replaced.

Current Status:

This is a new project.

Funding Sources	Account Number	Actuals		Project Budget	Year End Estimate	Recommended Budget				
		FY 2017	FY 2018			FY 2019	FY 2019	FY 2020	FY 2021	FY 2022
Transfer From CIP Fund #3095	3012-41300-101-491495	-	-	-	-	-	150,000	-	-	-
Total:		-	-	-	-	-	150,000	-	-	-
Expenditures										
Surveying (Phase I)		-	-	-	-	-	-	-	-	-
Design (Phase II)		-	-	-	-	-	-	-	-	-
Construction Management		-	-	-	-	-	-	-	-	-
Construction	3012-43790-101-540673	-	-	-	-	-	150,000	-	-	-
Total:		-	-	-	-	-	150,000	-	-	-

**Village of Oak Park
Capital Improvement Program
2020 - 2024**

Project: Fire Station 2 Masonry Repairs

Priority Code: F

Category: Building Improvements



Description:

This project involves tuck-pointing the exterior masonry at the north fire station. Some scope items would include cleaning and painting exposed steel, removing and replacing cracked brick, grinding and pointing, replacing existing downspouts, crack sealing and painting.

Justification:

To improve the outside appearance and ensure structural integrity at the north fire station.

Current Status:

This is a new project. Specific scope items would be identified in the Property Condition Assessment (PCA) of the north station which is scheduled to be completed in 2019.

Funding Sources	Account Number	Actuals		Project Budget FY2019	Year End Estimate FY2019	FY 2020	Recommended Budget			
		FY 2017	FY 2018				FY 2021	FY 2022	FY 2023	FY 2024
Transfer From CIP Fund #3095	3012-41300-101-491495	-	-	-	-	-	75,000	-	-	-
Total:		-	-	-	-	-	75,000	-	-	-
Expenditures										
Surveying (Phase I)		-	-	-	-	-	-	-	-	-
Design (Phase II)		-	-	-	-	-	-	-	-	-
Construction Management		-	-	-	-	-	-	-	-	-
Construction	3012-43790-101-540673	-	-	-	-	-	75,000	-	-	-
Total:		-	-	-	-	-	75,000	-	-	-

**Village of Oak Park
Capital Improvement Program
2020 - 2024**

Project: Fire Station 2 Overhead Door Replacement

Priority Code: N/A

Category: Building Improvements



Description:

This project involves replacing the existing overhead doors at the north fire station with a new, more effective overhead door system.

Justification:

The existing overhead doors were replaced in 1985. The existing doors operate slowly and create a clearance issue for fire trucks leaving and entering the building. New doors that operate quickly would improve the response time of the fire department on emergency calls and be beneficial to the Village through increased productivity and safety.

Current Status:

This is a new project. Bids were received in June of 2019 and a contract is pending approval at the July 22nd Village Board meeting. This project should be completed by the end of September 2019.

Funding Sources	Account Number	Actuals		Project	Year End	Recommended Budget				
		FY 2017	FY 2018	Budget FY2019	Estimate FY2019	FY 2020	FY2021	FY 2022	FY 2023	FY 2024
Transfer From CIP Fund #3095	3012-41300-101-491495	-	-	30,000	13,122	-	-	-	-	-
Total:		-	-	30,000	13,122	-	-	-	-	-
Expenditures										
Surveying (Phase I)		-	-	-	-	-	-	-	-	-
Design (Phase II)		-	-	-	-	-	-	-	-	-
Construction Management		-	-	-	-	-	-	-	-	-
Construction	3012-43790-101-540673	-	-	30,000	13,122	-	-	-	-	-
Total:		-	-	30,000	13,122	-	-	-	-	-

**Village of Oak Park
Capital Improvement Program
2020 - 2024**

Project: Fire Station 2 Re-asphalt Parking Lot

Priority Code: F

Category: Building Improvements



Description:
This project involves replacing the asphalt parking lot at the north fire station with new asphalt.



Justification:
The existing parking lot is in need of replacement.

Current Status:
This is a new project.

Funding Sources	Account Number	Actuals		Project Budget	Year End Estimate	Recommended Budget				
		FY 2017	FY 2018			FY 2019	FY 2020	FY2021	FY 2022	FY 2023
Transfer From CIP Fund #3095	3012-41300-101-491495	-	-	-	-	-	25,000	-	-	-
Total:		-	-	-	-	-	25,000	-	-	-
Surveying (Phase I)		-	-	-	-	-	-	-	-	-
Design (Phase II)		-	-	-	-	-	-	-	-	-
Construction Management		-	-	-	-	-	-	-	-	-
Construction	3012-43790-101-540673	-	-	-	-	-	25,000	-	-	-
Total:		-	-	-	-	-	25,000	-	-	-

**Village of Oak Park
Capital Improvement Program
2020 - 2024**

Project: Fire Station 2 Renovate Bunk Room Priority Code: N/A Category: Building Improvements



Description:

This project involved renovating the bunk room at the north fire station. This included new lockers, carpeting, beds, bedding and painting.

Justification:

To improve the appearance and livability of the bunk room at Fire Station 2. The last remodel occurred in 1985.

Current Status:

This project has been completed.

Funding Sources	Account Number	Actuals		Project Budget	Year End Estimate	Recommended Budget				
		FY 2017	FY 2018	FY2019	FY2019	FY 2020	FY2021	FY 2022	FY 2023	FY 2024
Transfer From CIP Fund #309E	3012-41300-101-491495	77,950	-	-	-	-	-	-	-	-
Total:		77,950	-	-	-	-	-	-	-	-
Expenditures										
Surveying (Phase I)		-	-	-	-	-	-	-	-	-
Design (Phase II)		-	-	-	-	-	-	-	-	-
Construction Management		-	-	-	-	-	-	-	-	-
Construction	3012-43790-101-540673	77,950	-	-	-	-	-	-	-	-
Total:		77,950	-	-	-	-	-	-	-	-

**Village of Oak Park
Capital Improvement Program
2020 - 2024**

Project: Fire Station 2 Restroom Renovation

Priority Code: N/A

Category: Building Improvements



Description:

This project involved remodeling the apparatus floor restroom at the north fire station with upgraded sink, toilet, new fixtures and flooring.

Justification:

To improve the appearance of the restroom at Fire Station 2 and bolster the morale of fire department personnel. The last renovation was in 1984.

Current Status:

This project has been completed.


Funding Sources	Account Number	Actuals		Project Budget	Year End Estimate	Recommended Budget				
		FY 2017	FY 2018	FY2019	FY2019	FY 2020	FY2021	FY 2022	FY 2023	FY 2024
Transfer From CIP Fund #3095	3012-41300-101-491495	4,480	-	-	-	-	-	-	-	-
Total:		4,480	-	-	-	-	-	-	-	-
Expenditures										
Surveying (Phase I)		-	-	-	-	-	-	-	-	-
Design (Phase II)		-	-	-	-	-	-	-	-	-
Construction Management		-	-	-	-	-	-	-	-	-
Construction	3012-43790-101-540673	4,480	-	-	-	-	-	-	-	-
Total:		4,480	-	-	-	-	-	-	-	-

**Village of Oak Park
Capital Improvement Program
2020 - 2024**

Project: Fire Station 2 Stair Repairs

Priority Code: N/A

Category: Building Improvements



Description:

This project involved repairing the stairs to the lower and upper levels at the north fire station.

Justification:

The previous stairs at station 2 were in poor condition. This project has improved the appearance and safety of the stairways.

Current Status:

This project has been completed.

Funding Sources	Account Number	Actuals		Project Budget	Year End Estimate	Recommended Budget				
		FY 2017	FY 2018	FY2019	FY2019	FY 2020	FY2021	FY 2022	FY 2023	FY 2024
Transfer From CIP Fund #3095	3012-41300-101-491495	5,500	-	-	-	-	-	-	-	-
Total:		5,500	-	-	-	-	-	-	-	-
Surveying (Phase I)		-	-	-	-	-	-	-	-	-
Design (Phase II)		-	-	-	-	-	-	-	-	-
Construction Management		-	-	-	-	-	-	-	-	-
Construction	3012-43790-101-540673	5,500	-	-	-	-	-	-	-	-
Total:		5,500	-	-	-	-	-	-	-	-

**Village of Oak Park
Capital Improvement Program
2020 - 2024**

Project: Fire Station 2 Window Replacement

Priority Code: F

Category: Building Improvements



Description:

This project involves replacement of the two front windows to the original building design at the north fire station. Structural and masonry work would be included.

Justification:

To improve the outside appearance and return the original design of the facade at Fire Station 2. The last remodel of the exterior windows was in 1985.

Current Status:

This is a new project.

Funding Sources	Account Number	Actuals		Project Budget FY2019	Year End Estimate FY2019	FY 2020	Recommended Budget			
		FY 2017	FY 2018				FY 2021	FY 2022	FY 2023	FY 2024
Transfer From CIP Fund #3095	3012-41300-101-491495	-	-	-	-	-	-	50,000	-	-
Total:		-	-	-	-	-	-	50,000	-	-
Expenditures										
Surveying (Phase I)		-	-	-	-	-	-	-	-	-
Design (Phase II)		-	-	-	-	-	-	-	-	-
Construction Management		-	-	-	-	-	-	-	-	-
Construction	3012-43790-101-540673	-	-	-	-	-	-	50,000	-	-
Total:		-	-	-	-	-	-	50,000	-	-

**Village of Oak Park
Capital Improvement Program
2020 - 2024**

Project: Fire Station 3 Kitchen Renovation Priority Code: F Category: Building Improvements



Description:

This project involves renovating the kitchen at the south fire station with upgraded appliances, new fixtures and flooring.

Justification:

The South fire station was built in 1961. The last remodel of kitchen cabinets was in 2002. Kitchen tile was installed in 1985. The existing kitchen plumbing and fixtures are in poor condition. The appliances are also antiquated. Renovation of the kitchen would be beneficial to the Village through increased productivity and morale.

Current Status:

This is a new project.



Funding Sources	Account Number	Actuals		Project Budget	Year End Estimate	Recommended Budget				
		FY 2017	FY 2018			FY 2021	FY 2022	FY 2023	FY 2024	
Transfer From CIP Fund #3095	3012-41300-101-491495	-	-	-	-	50,000	-	-	-	
Total:		-	-	-	-	50,000	-	-	-	
Expenditures										
Surveying (Phase I)		-	-	-	-	-	-	-	-	
Design (Phase II)	3012-43790-101-540673	-	-	-	-	5,000	-	-	-	
Construction Management		-	-	-	-	-	-	-	-	
Construction	3012-43790-101-540673	-	-	-	-	45,000	-	-	-	
Total:		-	-	-	-	50,000	-	-	-	

**Village of Oak Park
Capital Improvement Program
2020 - 2024**

Project: Fire Station 3 Masonry Repairs

Priority Code: F

Category: Building Improvements



Description:

This project involves tuck-pointing the exterior masonry and other exterior repairs at the south fire station.

Justification:

To improve the outside appearance and ensure structural integrity at Fire Station #3. Deficiencies in the exterior masonry and recommended repairs were identified in the 2017 south fire station Property Condition Assessment (PCA).


Current Status:

This is a new project. Scope items included in the PCA include painting exposed steel, replacement of broken masonry, repairing cracked mortar joints, replacement of existing down spouts, repairs to the chimney, and replacing spalled concrete.

Funding Sources	Account Number	Actuals		Project Budget	Year End Estimate	Recommended Budget				
		FY 2017	FY 2018			FY 2019	FY 2019	FY 2020	FY 2021	FY 2022
Transfer From CIP Fund #3095	3012-41300-101-491495	-	-	-	-	-	65,000	70,000	-	-
Total:		-	-	-	-	-	65,000	70,000	-	-
Expenditures										
Surveying (Phase I)		-	-	-	-	-	-	-	-	-
Design (Phase II)		-	-	-	-	-	-	-	-	-
Construction Management		-	-	-	-	-	-	-	-	-
Construction	3012-43790-101-540673	-	-	-	-	-	65,000	70,000	-	-
Total:		-	-	-	-	-	65,000	70,000	-	-

**Village of Oak Park
Capital Improvement Program
2020 - 2024**

Project: Fire Station 3 Mechanical, Electrical, Plumbing and Fire Protec Priority Code: A Category: Building Improvements



Description:

This project involves replacement of the mechanical, electrical, plumbing and fire protection systems at the south fire station based on the deficiencies and recommended repairs in the 2017 Property Condition Assessment (PCA) of the south station.

Justification:

The 2017 Property Condition Assessment (PCA) of the south fire station, #3, identified mechanical, electrical, plumbing and fire protection systems deficiencies in need of repair/replacement/upgrades.

Current Status:

This is a new project as a result of the PCA completed in 2017. Specific items planned for 2021 include new roof top units (\$30,000), new hot water/boilers (\$75,000), new piping and temperature controls and return air locations (\$30,000), sealing of hose tower louvers (\$4,000) and new electrical switchgear (\$10,000). A 10% contingency and 25% for general conditions are in addition to these costs.

Funding Sources	Account Number	Actuals		Project Budget	Year End Estimate	Recommended Budget				
		FY 2017	FY 2018	FY2019	FY2019	FY 2020	FY2021	FY 2022	FY 2023	FY 2024
Transfer From CIP Fund #3095	3012-41300-101-491495	-	-	15,000	-	15,000	201,150	25,000	-	95,000
Total:		-	-	15,000	-	15,000	201,150	25,000	-	95,000
Expenditures										
Surveying (Phase I)		-	-	-	-	-	-	-	-	-
Design (Phase II)		-	-	-	-	-	-	-	-	-
Construction Management		-	-	-	-	-	-	-	-	-
Construction	3012-43790-101-540673	-	-	15,000	-	15,000	201,150	25,000	-	95,000
Total:		-	-	15,000	-	15,000	201,150	25,000	-	95,000

**Village of Oak Park
Capital Improvement Program
2020 - 2024**

Project: **Fire Station 3 Overhead Door and Exterior Doors Replacement** Priority Code: **N/A** Category: **Building Improvements**



Description:
This project involves replacing the existing overhead doors at the south fire station with a new, more effective overhead door system. Also included would be the replacement of all exterior service doors.


Justification:
The existing overhead doors operate slowly and create a clearance issue for fire trucks leaving and entering the building. The existing exterior service doors are original to the building and have warped and/or rusted framing. Replacing the doors would be beneficial to the Village through improved response time of the fire department on emergency calls.

Current Status:
This is a new project. This project should be completed by the end of September 2019.

Funding Sources	Account Number	Actuals		Project Budget	Year End Estimate	Recommended Budget				
		FY 2017	FY 2018	FY2019	FY2019	FY 2020	FY2021	FY 2022	FY 2023	FY 2024
Transfer From CIP Fund #3095	3012-41300-101-491495	-	-	35,000	13,943	-	-	-	-	-
Total:		-	-	35,000	13,943	-	-	-	-	-
Expenditures										
Surveying (Phase I)		-	-	-	-	-	-	-	-	-
Design (Phase II)		-	-	-	-	-	-	-	-	-
Construction Management		-	-	-	-	-	-	-	-	-
Construction	3012-43790-101-540673	-	-	35,000	13,943	-	-	-	-	-
Total:		-	-	35,000	13,943	-	-	-	-	-

**Village of Oak Park
Capital Improvement Program
2020 - 2024**

Project: Fire Station 3 Restroom & Locker Room & Bunk Room Renova Priority Code: A Category: Building Improvements



Description:

This project involves renovating the restrooms and locker rooms at the south fire station. The south fire station has a locker room that needs to be divided into men's/women's locker rooms. Currently, only a men's locker room exists.

Justification:

There currently is no women's locker room area at the south fire station. In the future if there are female fire department employees that use the facility, they would be in need of a secure space. Renovation of the locker room would be beneficial to the Village through increased productivity and morale.

Current Status:

This is a new project. The Fire Department Foreign Fire Board approved to do a cost share with the Village of Oak Park for the remodel of the south side of Station 3 which includes the restroom, locker room, and bunk/workout room. The cost share is 25% of the total project up to \$50,000. Cost estimate was derived from the cost to renovate the north fire station restrooms and bunk/locker room which was completed in 2017, and the main fire station locker room and bunk room which was completed in 2016.

Funding Sources	Account Number	Actuals		Project Budget	Year End Estimate	Recommended Budget				
		FY 2017	FY 2018			FY 2020	FY 2021	FY 2022	FY 2023	FY 2024
Transfer From CIP Fund #3095	3012-41300-101-491495	-	-	20,000	-	112,500	-	-	-	-
Foreign Fire Fund	2014-42550-101-570725					37,500				
Total:		-	-	20,000	-	150,000	-	-	-	-
Expenditures										
Surveying (Phase I)		-	-	-	-	-	-	-	-	-
Design (Phase II)		-	-	-	-	7,500	-	-	-	-
Construction Management		-	-	-	-	-	-	-	-	-
Construction	3012-43790-101-540673	-	-	20,000	-	142,500	-	-	-	-
Total:		-	-	20,000	-	150,000	-	-	-	-

**Village of Oak Park
Capital Improvement Program
2020 - 2024**

Project: Fire Station 3 Roof Repairs Priority Code: F Category: Building Improvements



Description:

This project involves repairing the roof at the south fire station.

Justification:

Repairing the roof would be beneficial to the Village through improved appearance and condition of the roof and safety of building occupants. Deficiencies and recommended repairs were identified in the Property Condition Assessment (PCA) completed in 2017.

Current Status:

This is a new project.

Funding Sources	Account Number	Actuals		Project Budget	Year End Estimate	Recommended Budget				
		FY 2017	FY 2018			FY 2019	FY 2019	FY 2020	FY 2021	FY 2022
Transfer From CIP Fund #3095	3012-41300-101-491495	-	-	-	-	-	25,000	-	-	-
Total:		-	-	-	-	-	25,000	-	-	-
Expenditures										
Surveying (Phase I)		-	-	-	-	-	-	-	-	-
Design (Phase II)	3012-43790-101-540673	-	-	-	-	-	-	-	-	-
Construction Management		-	-	-	-	-	-	-	-	-
Construction	3012-43790-101-540673	-	-	-	-	-	25,000	-	-	-
Total:		-	-	-	-	-	25,000	-	-	-

**Village of Oak Park
Capital Improvement Program
2020 - 2024**

Project: **Multi Modal Station Entrance Door Replacement**

Priority Code: **F**

Category: **Building Improvements**



Description:

The Multi Modal station entranceway on North Blvd. is in need of repair. The doors currently do not open or close freely due to upheaval of the concrete floor below.

Justification:

The existing doors and frames are warped and rusted and do not close properly. Replacement of the entranceway would be beneficial to the Village through improved safety, appearance and customer service.

Current Status:

This is a new project.

Funding Sources	Account Number	Actuals		Project Budget	Year End Estimate	Recommended Budget				
		FY 2017	FY 2018	FY2019	FY2019	FY 2020	FY2021	FY 2022	FY 2023	FY 2024
Transfer From CIP Fund #3095	3012-41300-101-491495	-	-	-	-	-	35,000	-	-	-
Total:		-	-	-	-	-	35,000	-	-	-
Expenditures										
Surveying (Phase I)		-	-	-	-	-	-	-	-	-
Design (Phase II)		-	-	-	-	-	-	-	-	-
Construction Management		-	-	-	-	-	-	-	-	-
Construction	3012-43790-101-540673	-	-	-	-	-	35,000	-	-	-
Total:		-	-	-	-	-	35,000	-	-	-

**Village of Oak Park
Capital Improvement Program
2020 - 2024**

Project: Transit Station Improvements

Priority Code: D

Category: Building Improvements



Description:

This project includes the facade improvements to the Downtown Oak Park Multi Modal Station and the Oak Park CTA Station primarily including Public Art.

Justification:

To improve appearance and customer service. Multi Modal station at Marion has recently lost the fare collectors office and previously lost the coffee shop. Consideration to interior improvements and inside/outside Public Art will be considered.

Current Status:

Coordination with CTA and Metra will take place as part of the streetscape improvements for these areas. It is planned to begin a preliminary design tied with new agreement with Metra in 2020.


Funding Sources	Account Number	Actuals		Project	Year End	Recommended Budget				
		FY 2017	FY 2018	Budget FY2019	Estimate FY2019	FY 2020	FY2021	FY 2022	FY 2023	FY 2024
Transfer From CIP Fund #3095	3012-41300-101-491495	-	-	50,000	-	50,000	250,000	-	-	-
Total:		-	-	50,000	-	50,000	250,000	-	-	-
Expenditures										
Surveying (Phase I)		-	-	-	-	-	-	-	-	-
Design (Phase II)	3012-43790-101-540673	-	-	50,000	-	50,000	-	-	-	-
Construction Management		-	-	-	-	-	-	-	-	-
Construction	3012-43790-101-540673	-	-	-	-	-	250,000	-	-	-
Total:		-	-	50,000	-	50,000	250,000	-	-	-

**Village of Oak Park
Capital Improvement Program
2020 - 2024**

Project: Police Department Facilities Upgrades

Priority Code: N/A

Category: Building Improvements



Description:

In 2015 this project involved installation of new lockers and updated plumbing in the men's locker room. New flooring and seating areas were also installed and minor upgrades to the women's locker room were completed which included new paint, floor cleaning, new sink and counter and shower area repairs. Funds budgeted in 2017 and 2018 would be for other Police facility upgrades in coordination with the furniture replacement.

Justification:

The men's locker room was original and obsolete and was in need of remodeling. Other Police station improvements will allow for creating more efficient work spaces and common areas within the facility.

Current Status:

Locker room remodeling work was completed in October of 2015. The sergeant's locker room was remodeled in the winter of 2018. Remaining 2018 projects include remodeling of the men's and women's restrooms in the secured area of the Police Dept, and installing soundproofing materials in the investigation rooms.





Funding Sources	Account Number	Actuals		Project Budget FY2019	Year End Estimate FY2019	Recommended Budget				
		FY 2017	FY 2018			FY 2020	FY2021	FY 2022	FY 2023	FY 2024
Transfer From CIP Fund #3095	3012-41300-101-491495	5,540	37,725	-	-	-	-	-	-	-
Total:		5,540	37,725	-	-	-	-	-	-	-
Expenditures										
Surveying (Phase I)		-	-	-	-	-	-	-	-	-
Design (Phase II)		-	-	-	-	-	-	-	-	-
Construction Management		-	-	-	-	-	-	-	-	-
Construction	3012-43790-101-540673	5,540	37,725	-	-	-	-	-	-	-
Total:		5,540	37,725	-	-	-	-	-	-	-

**Village of Oak Park
Capital Improvement Program
2020 - 2024**

Project: **Police Department - Construction of a Replacement Station**

Priority Code: **A**

Category: **Building Improvements**



Description:

This project involves the construction of a replacement Police Station. Work will include completion of a Needs Assessment and site selection phase, schematic design, design development, preparation of construction documents and construction.

Justification:

The Police Station is currently located in the lower level of Village Hall. This operation has been located in Village Hall since its construction in the mid 1970's. The facility is over crowded, inefficient and obsolete.

Current Status:

A space needs assessment was completed in 2019. The estimated expenditures below do not include land acquisition or environmental remediation costs, if necessary. The preferred option includes relocating the Police to a replacement facility on the same site as the current Police Stations which would include renovating a portion of the existing space.

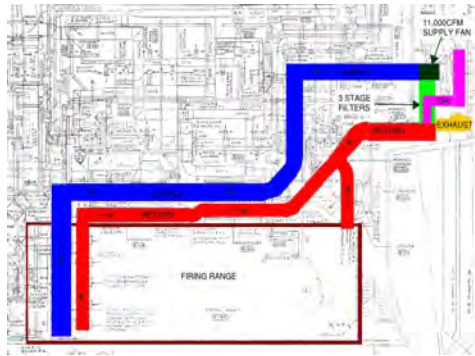

Funding Sources	Account Number	Actuals		Project Budget	Year End Estimate	Recommended Budget				
		FY 2017	FY 2018			FY 2019	FY 2019	FY 2020	FY 2021	FY 2022
Transfer From CIP Fund #3095	3012-41300-101-491495	-	-	125,000	75,000	4,000,000	31,000,000	-	-	-
Total:		-	-	125,000	75,000	4,000,000	31,000,000	-	-	-
Expenditures										
Needs Assessment	3012-43790-101-540673	-	-	125,000	75,000	-	-	-	-	-
Design	3012-43790-101-540673	-	-	-	-	4,000,000	-	-	-	-
Furnishings, equipment, communications systems	3012-43790-101-540673	-	-	-	-	-	1,100,000	-	-	-
Utilities, environmental, material testing, commissioning, etc.	3012-43790-101-540673	-	-	-	-	-	900,000	-	-	-
Renovation of existing station	3012-43790-101-540673	-	-	-	-	-	5,500,000	-	-	-
Construction	3012-43790-101-540673	-	-	-	-	-	23,500,000	-	-	-
Total:		-	-	125,000	75,000	4,000,000	31,000,000	-	-	-

**Village of Oak Park
Capital Improvement Program
2020 - 2024**

Project: Police Department - Firing Range Ventilation System Upgrades

Priority Code: C

Category: Building Improvements



Description:

This project involves upgrading the ventilation system in the firing range.

Justification:

The existing ventilation system in the firing range has insufficient air flow (supply and exhaust). The range has been closed for several years and the Police Dept. is in need of utilizing the range.

Current Status:

Modifications to the air handler (S5) for the firing range were made in 2016. The modifications included providing 100% outside air (OA) into the range which resulted in positive air pressure inside the range. This project would involve modifying the supply and exhaust air pressure to create negative air pressure inside the range which would comply with modern firing range standards and requirements.


Funding Sources	Account Number	Actuals		Project Budget	Year End Estimate	Recommended Budget				
		FY 2017	FY 2018			FY 2019	FY 2020	FY 2021	FY 2022	FY 2023
Transfer From CIP Fund #3095	3012-41300-101-491495		-	-	150,000	-	-	-	-	-
Total:		-	-	-	150,000	-	-	-	-	-
Expenditures										
Needs Assessment		-	-	-	-	-	-	-	-	-
Design		-	-	-	150,000	-	-	-	-	-
Construction	3012-43790-101-540673	-	-	-	-	-	-	-	-	-
Total:		-	-	-	150,000	-	-	-	-	-

**Village of Oak Park
Capital Improvement Program
2020 - 2024**

Project: Public Works Center Access Control and CCTV Upgrades

Priority Code: N/A

Category: Building Improvements



Description:

This project, managed by the IT Department, involved upgrading the access control and CCTV (security camera) systems at the PWC.

Justification:

The previous access control and CCTV systems at the PWC were outdated and were in need of upgrades.

Current Status:

This project has been completed.

Funding Sources	Account Number	Actuals		Project Budget	Year End Estimate	Recommended Budget				
		FY 2017	FY 2018			FY2019	FY2019	FY 2020	FY2021	FY 2022
Transfer From CIP Fund #3095	3012-41300-101-491495	122,840	-	-	-	-	-	-	-	-
Total:		122,840	-	-	-	-	-	-	-	-
Expenditures										
Surveying (Phase I)		-	-	-	-	-	-	-	-	-
Design (Phase II)		-	-	-	-	-	-	-	-	-
Construction Management		-	-	-	-	-	-	-	-	-
Construction	3012-43790-101-540673	122,840	-	-	-	-	-	-	-	-
Total:		122,840	-	-	-	-	-	-	-	-

**Village of Oak Park
Capital Improvement Program
2020 - 2024**

Project: Public Works Center Air Supply for Lower Level Shops

Priority Code: F

Category: Building Improvements



Description:

This project involves the installation of air supply pipes and hoses in the lower level shop areas. This project would also include relocating the existing back-up air compressor in the Fleet shop to a new location and adding new air lines.

Justification:

Original plans for the new Public Works Center included air supply lines in the lower level shops. This feature was eliminated from the scope of work due to budget restrictions. The existing air compressor inside the Fleet shop would not require replacement - there is sufficient capacity to add air supply lines to the lower level shops which would assist staff in creating a more efficient operation.

Current Status:

This is a new project. There are currently no air supply lines in the lower level shops.

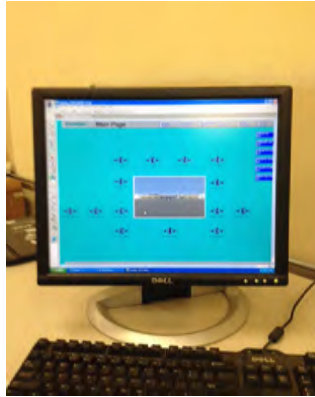
Funding Sources	Account Number	Actuals		Project Budget	Year End Estimate	Recommended Budget				
		FY 2017	FY 2018			FY 2019	FY 2019	FY 2020	FY 2021	FY 2022
Transfer From CIP Fund #3095	3012-41300-101-491495	-	-	-	-	-	-	-	25,000	-
Total:		-	-	-	-	-	-	-	25,000	-
Expenditures										
Surveying (Phase I)		-	-	-	-	-	-	-	-	-
Design (Phase II)	3012-43790-101-540673	-	-	-	-	-	-	-	-	-
Construction Management		-	-	-	-	-	-	-	-	-
Construction	3012-43790-101-540673	-	-	-	-	-	-	-	25,000	-
Total:		-	-	-	-	-	-	-	25,000	-

**Village of Oak Park
Capital Improvement Program
2020 - 2024**

Project: PWC - Building Automation System (BAS) Work

Priority Code: A

Category: Building Improvements



Description:

This project involves repairs and upgrades to the existing Building Automation System (BAS) for the Heating Ventilation and Air Conditioning (HVAC) system at the Public Works Center.

Justification:

The software system is original from initial construction (2007). The system is no longer supported by the vendor and needs to be updated to the new version.

Current Status:

SIEMENS began installation of the new BAS in July of 2019. It is anticipated that the project will be completed by the end of summer 2019. Additional funds in 2020 are needed to complete the upgrade in its entirety, as only a portion of the upgrade is being done in 2019. Additional upgrades would include trending reporting, scheduling programs to allow for better utilization and efficiencies of the BAS.

Funding Sources	Account Number	Actuals		Project Budget	Year End Estimate	Recommended Budget				
		FY 2017	FY 2018			FY2019	FY2019	FY 2020	FY2021	FY 2022
Transfer From CIP Fund #3095	3012-41300-101-491495	-	-	35,000	35,000	25,000	-	-	-	-
Total:		-	-	35,000	35,000	25,000	-	-	-	-
Expenditures										
Surveying (Phase I)		-	-	-	-	-	-	-	-	-
Design (Phase II)		-	-	-	-	25,000	-	-	-	-
Construction Management		-	-	-	-	-	-	-	-	-
Construction	3012-43790-101-540673	-	-	35,000	35,000	-	-	-	-	-
Total:		-	-	35,000	35,000	25,000	-	-	-	-

**Village of Oak Park
Capital Improvement Program
2020 - 2024**

Project: Public Works Center Cistern Installation

Priority Code: F

Category: Building Improvements



Description:

This project involves installing a rain water cistern at the Public Works Center.

Justification:

The roof system at the PWC can provide a significant amount of rain water which can be used for Irrigation of Village landscaped areas. This harvested rainwater would reduce the burden and expense of using drinking water.

Current Status:

Currently Village staff and contractors use water from a fire hydrant located in front of the Public Works Center.

Funding Sources	Account Number	Actuals		Project Budget	Year End Estimate	Recommended Budget				
		FY 2017	FY 2018	FY2019	FY2019	FY 2020	FY2021	FY 2022	FY 2023	FY 2024
Transfer From CIP Fund #3095	3012-41300-101-491495	-	-	-	-	-	35,000	-	-	-
Total:		-	-	-	-	-	35,000	-	-	-
Expenditures										
Surveying (Phase I)		-	-	-	-	-	-	-	-	-
Design (Phase II)		-	-	-	-	-	2,500	-	-	-
Construction Management		-	-	-	-	-	-	-	-	-
Construction	3012-43790-101-540673	-	-	-	-	-	32,500	-	-	-
Total:		-	-	-	-	-	35,000	-	-	-

**Village of Oak Park
Capital Improvement Program
2020 - 2024**

Project: Public Works Center CNG Station Upgrades

Priority Code: F

Category: Building Improvements



Description:

This project involves upgrading the compressed natural gas (CNG) fueling station at the Public Works Center

Justification:

The existing CNG station is over twelve years old and is in need of upgrades in order to continue providing CNG to Village owned vehicles that operate on CNG.

Current Status:

The current system was operational until mid 2019. The dispenser is not operational. The Village currently has two CNG vehicles so this work may be delayed until more CNG vehicles become readily available. In 2021 the proposed is replacement of the dispenser. In 2023 the upgrade of the compressor is proposed.

Funding Sources	Account Number	Actuals		Project	Year End	Recommended Budget				
		FY 2017	FY 2018	Budget FY2019	Estimate FY2019	FY 2020	FY2021	FY 2022	FY 2023	FY 2024
Transfer From CIP Fund #3095	3012-41300-101-491495	-	-	-	-	-	40,000	-	60,000	-
Total:		-	-	-	-	-	40,000	-	60,000	-
Expenditures										
Surveying (Phase I)		-	-	-	-	-	-	-	-	-
Design (Phase II)		-	-	-	-	-	-	-	-	-
Construction Management		-	-	-	-	-	-	-	-	-
Construction	3012-43790-101-540673	-	-	-	-	-	40,000	-	60,000	-
Total:		-	-	-	-	-	40,000	-	60,000	-

**Village of Oak Park
Capital Improvement Program
2020 - 2024**

Project: Public Works Center Emergency Power Panel Upgrade

Priority Code: F

Category: Building Improvements



Description:

The Public Works Center (PWC) stationary emergency generator provides power to an emergency electrical panel that powers certain circuits for life safety related devices in the building. There is sufficient capacity on the panel to install additional circuits.

Justification:

To improve safety and provide uninterrupted power to various areas throughout the PWC in case of a power outage.

Current Status:

The existing emergency generator is working and provides minimal back-up power.

Funding Sources	Account Number	Actuals		Project Budget	Year End Estimate	Recommended Budget				
		FY 2017	FY 2018	FY2019	FY2019	FY 2020	FY2021	FY 2022	FY 2023	FY 2024
Transfer From CIP Fund #3095	3012-41300-101-491495	-	-	-	-	-	-	-	25,000	-
Total:		-	-	-	-	-	-	-	25,000	-
Expenditures										
Surveying (Phase I)		-	-	-	-	-	-	-	-	-
Design (Phase II)	3012-43790-101-540673	-	-	-	-	-	-	-	2,500	-
Construction Management		-	-	-	-	-	-	-	-	-
Construction	3012-43790-101-540673	-	-	-	-	-	-	-	22,500	-
Total:		-	-	-	-	-	-	-	25,000	-

**Village of Oak Park
Capital Improvement Program
2020 - 2024**

Project: PWC - Exterior Wood and Coping Stone Repair

Priority Code: F

Category: Building Improvements



Description:

This project involves repairing exterior wood laminate and coping stones at the Public Works Center.

Justification:

The existing exterior wood laminate and coping stones along the roof edges are worn due to weather and are in need of repair.

Current Status:

This is a new project.


Funding Sources	Account Number	Actuals		Project	Year End	Recommended Budget				
		FY 2017	FY 2018	Budget FY2019	Estimate FY2019	FY 2020	FY2021	FY 2022	FY 2023	FY 2024
Transfer From CIP Fund #3095	3012-41300-101-491495	-	-	-	-	-	-	-	50,000	-
Total:		-	-	-	-	-	-	-	50,000	-
Expenditures										
Surveying (Phase I)		-	-	-	-	-	-	-	-	-
Design (Phase II)		-	-	-	-	-	-	-	-	-
Construction Management		-	-	-	-	-	-	-	-	-
Construction	3012-43790-101-540673	-	-	-	-	-	-	-	50,000	-
Total:		-	-	-	-	-	-	-	50,000	-

**Village of Oak Park
Capital Improvement Program
2020 - 2024**

Project: Public Works Center Fleet Shop Electrical Upgrades

Priority Code: N/A

Category: Building Improvements



Description:

This project involved installing additional electrical circuits and receptacles throughout the Fleet Maintenance Shop, as well as new LED ceiling fixtures.

Justification:

The operational efficiency of the Fleet Maintenance Division was improved with the installation of additional electrical circuits and receptacles by allowing Fleet staff to more quickly service vehicles and equipment. The existing electrical panels had sufficient capacity to add circuits. No new electrical panels were needed. New LED light fixtures significantly improved the lighting in the shop area.

Current Status:

This project was completed in 2017. The cost of the new LED light fixtures were offset by an available grant.

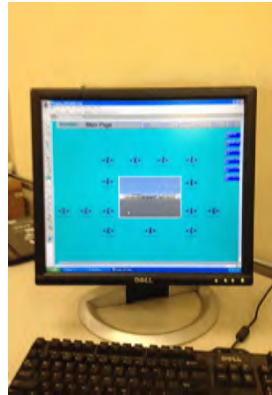
Funding Sources	Account Number	Actuals		Project	Year End	Recommended Budget				
		FY 2017	FY 2018	Budget	Estimate	FY 2020	FY 2021	FY 2022	FY 2023	FY 2024
Transfer From CIP Fund #3095	3012-41300-101-491495	31,220	-	-	-	-	-	-	-	-
Total:		31,220	-	-	-	-	-	-	-	-
Expenditures										
Surveying (Phase I)		-	-	-	-	-	-	-	-	-
Design (Phase II)	3012-43790-101-540673	-	-	-	-	-	-	-	-	-
Construction Management		-	-	-	-	-	-	-	-	-
Construction	3012-43790-101-540673	31,220	-	-	-	-	-	-	-	-
Total:		31,220	-	-	-	-	-	-	-	-

**Village of Oak Park
Capital Improvement Program
2020 - 2024**

Project: Public Works Center Fleet Shop HVAC

Priority Code: A

Category: Building Improvements



Description:
This project involves installing a new Heating Ventilation and Air Conditioning (HVAC) system for the Fleet Shop at the Public Works Center (PWC).

Justification:
The existing air handling unit (AHU1) for the administrative offices on the 2nd floor also services the Fleet offices on the first level of the PWC. Initially, it was believed that the existing system was undersized and did not adequately cool the office spaces in the Fleet Shop in hot climate.

Current Status:
It has been determined that a new and separate HVAC system for the Fleet Shop is not needed. Instead, upgrades to the PWC BAS and adjustments and repairs to the existing HVAC system has remedied the previous issues experienced in the Fleet Shop. Therefore, it is anticipated that this project will not be done in 2019.

Funding Sources	Account Number	Actuals		Project Budget	Year End Estimate	Recommended Budget				
		FY 2017	FY 2018			FY 2019	FY 2019	FY 2020	FY 2021	FY 2022
Transfer From CIP Fund #3095	3012-41300-101-491495	-	-	20,000	-	-	-	-	-	-
Total:		-	-	20,000	-	-	-	-	-	-
Expenditures										
Surveying (Phase I)		-	-	-	-	-	-	-	-	-
Design (Phase II)	3012-43790-101-540673	-	-	20,000	-	-	-	-	-	-
Construction Management		-	-	-	-	-	-	-	-	-
Construction	3012-43790-101-540673	-	-	-	-	-	-	-	-	-
Total:		-	-	20,000	-	-	-	-	-	-

**Village of Oak Park
Capital Improvement Program
2020 - 2024**

Project: Public Works Center Floor Sealing

Priority Code: F

Category: Building Improvements



Description:

This project involves installing a traffic coating membrane in select areas on the first floor of the Public Works Center (PWC) vehicle storage area.

Justification:

This project is necessary to prevent leaking into the lower level of the PWC from operations taking place on the first floor and to improve the longevity and structural integrity of the PWC.

Current Status:

This project is a continuation of the previous two phases of work which occurred in 2014 and 2015. The work would cover the remaining areas on the first level of the PWC that were not included in the first two phases.

Funding Sources	Account Number	Actuals		Project Budget FY2019	Year End Estimate FY2019	Recommended Budget					
		FY 2017	FY 2018			FY 2020	FY2021	FY 2022	FY 2023	FY 2024	
Transfer From CIP Fund #3095	3012-41300-101-491495	-	-	-	-	-	-	-	-	100,000	-
Total:		-	-	-	-	-	-	-	-	100,000	-
Surveying (Phase I)		-	-	-	-	-	-	-	-	-	-
Design (Phase II)	3012-43790-101-540673	-	-	-	-	-	-	-	-	-	-
Construction Management		-	-	-	-	-	-	-	-	-	-
Construction	3012-43790-101-540673	-	-	-	-	-	-	-	-	100,000	-
Total:		-	-	-	-	-	-	-	-	100,000	-

**Village of Oak Park
Capital Improvement Program
2020 - 2024**

Project: PWC - Fuel Management System

Priority Code: N/A

Category: Building Improvements



Description:

This project involved replacing the obsolete fuel distribution system at the Public Works Center.

Justification:

The previous software and system hardware were original from initial construction (2007). The system was replaced by a newer system upgradeable for better data acquisition in the future.

Current Status:

This project has been completed.

Funding Sources	Account Number	Actuals		Project Budget	Year End Estimate	Recommended Budget				
		FY 2017	FY 2018	FY2019	FY2019	FY 2020	FY2021	FY 2022	FY 2023	FY 2024
Transfer From CIP Fund #3095	3012-41300-101-491495	-	26,226	-	-	-	-	-	-	-
Total:		-	26,226	-	-	-	-	-	-	-
Expenditures										
Surveying (Phase I)		-	-	-	-	-	-	-	-	-
Design (Phase II)		-	-	-	-	-	-	-	-	-
Construction Management		-	-	-	-	-	-	-	-	-
Construction	3012-43790-101-540673	-	26,226	-	-	-	-	-	-	-
Total:		-	26,226	-	-	-	-	-	-	-

**Village of Oak Park
Capital Improvement Program
2020 - 2024**

Project: Public Works Center Fuel Station Lighting Upgrades

Priority Code: F

Category: Building Improvements



Description:

This project involves installing new LED lamps in the existing fixtures in the Public Works Center fueling station.

Justification:

New LED fixtures would reduce power consumption of the fueling station and would improve the overall lighting creating a safer environment for all users of the fueling station.

Current Status:

This is a new project. Possible grant opportunities could offset the cost of this project.

Funding Sources	Account Number	Actuals		Project Budget	Year End Estimate	Recommended Budget				
		FY 2017	FY 2018			FY 2019	FY 2020	FY2021	FY 2022	FY 2023
Transfer From CIP Fund #3095	3012-41300-101-491495	-	-	-	-	25,000	-	-	-	
Total:		-	-	-	-	25,000	-	-	-	
Expenditures										
Surveying (Phase I)		-	-	-	-	-	-	-	-	
Design (Phase II)	3012-43790-101-540673	-	-	-	-	-	-	-	-	
Construction Management		-	-	-	-	-	-	-	-	
Construction	3012-43790-101-540673	-	-	-	-	25,000	-	-	-	
Total:		-	-	-	-	25,000	-	-	-	

**Village of Oak Park
Capital Improvement Program
2020 - 2024**

Project: Public Works Center Green Roof Upgrades

Priority Code: F

Category: Building Improvements



Description:

This project involves installing new drainage tiles for the existing green roof and installation of a new built green roof section for demonstration purposes.

Justification:

The current green roof system at the Public Works Center (PWC) is healthy but it is not growing at the expected rate. New drainage tiles installed under the existing green roof trays would help improve water and air flow and promote a more healthy and abundant green roof. If money allows, a small section of "built" green roof could be installed to show residents and other tour groups another option for green roof installation.

Current Status:

The existing green roof has been under a maintenance contract since 2016. The condition is improving, but the correct contractor feels some of the issues associated with the condition and quality of the existing roof are related to the roof trays sitting on the building roof without a drainage underlayment. Systems today would never be installed without one.

Funding Sources	Account Number	Actuals		Project Budget	Year End Estimate	Recommended Budget				
		FY 2017	FY 2018			FY2019	FY2019	FY 2020	FY2021	FY 2022
Transfer From CIP Fund #3095	3012-41300-101-491495	-	-	-	-	-	30,000	-	-	-
Total:		-	-	-	-	-	30,000	-	-	-
Expenditures										
Surveying (Phase I)		-	-	-	-	-	-	-	-	-
Design (Phase II)	3012-43790-101-540673	-	-	-	-	-	2,500	-	-	-
Construction Management		-	-	-	-	-	-	-	-	-
Construction	3012-43790-101-540673	-	-	-	-	-	27,500	-	-	-
Total:		-	-	-	-	-	30,000	-	-	-

**Village of Oak Park
Capital Improvement Program
2020 - 2024**

Project: Public Works Center HVAC Air and Fan Motor Balancing

Priority Code: F

Category: Building Improvements



Description:

This project involves conducting a vibration analysis, balancing and air flow test of all Heating Ventilation and Air Conditioning (HVAC) fan motors in all of the air handling units at the Public Works Center (PWC).

Justification:

There are sixteen large fan motors throughout the building that need to be maintained and serviced periodically. The existing fan units are working properly but have not been balanced since the PWC opened in 2007. A vibration analysis and balancing of the fan motors is needed in order to prevent mechanical failure. Additionally, an air-balancing test is needed for AHU1 to ensure proper air flow and sufficient air volumes and exchange rates.

Current Status:

Funds proposed for the 2020 budget would be for fan motor balancing and any repairs required due to the balancing analysis. This would be a recurring program approximately every three years.



Funding Sources	Account Number	Actuals		Project Budget	Year End Estimate	Recommended Budget				
		FY 2017	FY 2018	FY2019	FY2019	FY 2020	FY 2021	FY 2022	FY 2023	FY 2024
Transfer From CIP Fund #3095	3012-41300-101-491495	4,900	-	-	-	-	25,000	-	30,000	-
Total:		4,900	-	-	-	-	25,000	-	30,000	-
Expenditures										
Surveying (Phase I)		-	-	-	-	-	-	-	-	-
Design (Phase II)		-	-	-	-	-	-	-	-	-
Construction Management		-	-	-	-	-	-	-	-	-
Construction	3012-43790-101-540673	4,900	-	-	-	-	25,000	-	30,000	-
Total:		4,900	-	-	-	-	25,000	-	30,000	-

**Village of Oak Park
Capital Improvement Program
2020 - 2024**

Project: Public Works Center Locker Room Upgrades

Priority Code: F

Category: Building Improvements



Description:

This project involves replacing the existing lockers in the men's locker room at the Public Works Center (PWC) with new, larger, sloped lockers.

Justification:

When the new PWC was completed in 2007, the PW Dept. elected not to purchase new lockers for the men's locker room. Instead, the existing lockers were removed from the previous Public Works building and reused in the new PWC. Many of the lockers are in poor condition and are in need of replacement.

Current Status:

This is a new project. The PW Dept. will seek to purchase similarly-sized, sloped-style lockers as what was installed in the Police Dept. locker room in 2015.


Funding Sources	Account Number	Actuals		Project	Year End	Recommended Budget				
		FY 2017	FY 2018	Budget	Estimate	FY 2020	FY2021	FY 2022	FY 2023	FY 2024
Transfer From CIP Fund #3095	3012-41300-101-491495	-	-	-	-	-	55,000	-	-	-
Total:		-	-	-	-	-	55,000	-	-	-
Expenditures										
Surveying (Phase I)		-	-	-	-	-	-	-	-	-
Design (Phase II)		-	-	-	-	-	-	-	-	-
Construction Management		-	-	-	-	-	-	-	-	-
Construction	3012-43790-101-540673	-	-	-	-	-	55,000	-	-	-
Total:		-	-	-	-	-	55,000	-	-	-

**Village of Oak Park
Capital Improvement Program
2020 - 2024**

Project: PWC - Mechanical, Electrical, Plumbing and Fire Protection System Repairs

Priority Code: F

Category: Building Improvements



Description: This project involves repairs and upgrades to mechanical, electrical and plumbing systems at the Public Works Center (PWC). A more detailed description of suggested repairs would be identified in the Property Condition Assessment (PCA) that was completed at the PWC in 2018. Also included would be repairs to the fire protection systems.

Justification: The PCA identified various deficiencies and repair recommendations for the MEP systems at the PWC.

Current Status: This is a new project. Specific scope items were identified in the 2018 PCA and include new electric cab and unit heaters, new air compressors, new exhaust fans, replacement of drains and piping, lighting conversion to LED and fire protection system pipe and head testing.


Funding Sources	Account Number	Actuals		Project Budget	Year End Estimate	Recommended Budget					
		FY 2017	FY 2018			FY 2019	FY 2020	FY 2021	FY 2022	FY 2023	FY 2024
Transfer From CIP Fund #3095	3012-41300-101-491495	-	-	-	-	-	-	70,000	66,000	105,000	55,000
Total:		-	-	-	-	-	-	70,000	66,000	105,000	55,000
Expenditures											
Surveying (Phase I)		-	-	-	-	-	-	-	-	-	-
Design (Phase II)		-	-	-	-	-	-	-	-	-	-
Construction Management		-	-	-	-	-	-	-	-	-	-
Construction	3012-43790-101-540673	-	-	-	-	-	-	70,000	66,000	105,000	55,000
Total:		-	-	-	-	-	-	70,000	66,000	105,000	55,000

**Village of Oak Park
Capital Improvement Program
2020 - 2024**

Project: PWC - New High-speed Overhead Doors for Fleet

Priority Code: F

Category: Building Improvements



Description:

This project involves installing new high-speed overhead doors in the Fleet Shop.

Justification:

The existing metal overhead doors in the Fleet Shop, of which there four, are original to the building and operate very slowly. Installation of a new high-speed door on the north end of the Fleet Shop would be beneficial to the Village through increased productivity and response time. In subsequent years, additional high-speed doors would be installed where the metal doors are located.

Current Status:

This is a new and ongoing project.


Funding Sources	Account Number	Actuals		Project Budget	Year End Estimate	Recommended Budget				
		FY 2017	FY 2018	FY2019	FY2019	FY 2020	FY2021	FY 2022	FY 2023	FY 2024
Transfer From CIP Fund #3095	3012-41300-101-491495	-	-	17,000	29,983	-	30,000	-	-	-
Total:		-	-	17,000	29,983	-	30,000	-	-	-
Expenditures										
Surveying (Phase I)		-	-	-	-	-	-	-	-	-
Design (Phase II)		-	-	-	-	-	-	-	-	-
Construction Management		-	-	-	-	-	-	-	-	-
Construction	3012-43790-101-540673	-	-	17,000	29,983	-	30,000	-	-	-
Total:		-	-	17,000	29,983	-	30,000	-	-	-

**Village of Oak Park
Capital Improvement Program
2020 - 2024**

Project: PWC - New Metal Overhead Doors

Priority Code: N/A

Category: Building Improvements



Description:

This project involves replacing two existing metal overhead doors at the Public Works Center.

Justification:

There are three exterior metal overhead doors at the PWC that are the main points of ingress/egress to the building for PW vehicles and equipment. One of the doors became inoperable in late 2016 and a new one was installed in early 2017. The other two exterior overhead metal doors are original to the building and are planned to be replaced in 2019.

Current Status:

This is a new project. This project should be completed by the end of September 2019.

Funding Sources	Account Number	Actuals		Project Budget	Year End Estimate	Recommended Budget				
		FY 2017	FY 2018	FY2019	FY2019	FY 2020	FY2021	FY 2022	FY 2023	FY 2024
Transfer From CIP Fund #3095	3012-41300-101-491495	-	-	15,000	25,502	-	-	-	-	-
Total:		-	-	15,000	25,502	-	-	-	-	-
Expenditures										
Surveying (Phase I)		-	-	-	-	-	-	-	-	-
Design (Phase II)		-	-	-	-	-	-	-	-	-
Construction Management		-	-	-	-	-	-	-	-	-
Construction	3012-43790-101-540673	-	-	15,000	25,502	-	-	-	-	-
Total:		-	-	15,000	25,502	-	-	-	-	-

**Village of Oak Park
Capital Improvement Program
2020 - 2024**

Project: Public Works Off-Site Salt Storage

Priority Code: N/A

Category: Building Improvements



Description:

This project involved the construction of an off site salt storage area.

Justification:

Salt is stored inside the Public Works Center, however the storage amount is only 1,000 tons. The Village uses approximately 4,000 to 5,000 tons annually. There are times when salt is not replenished as fast as it is used thus there exists a potential shortage of salt for snow and ice events.

Current Status:

In 2014 the Village entered into an agreement with the Cook County Forest Preserve District which allows the Village to store salt and other materials at their yard in Maywood. The work in 2017 involved the construction of a fabric structure over the salt storage area to keep the salt covered and out of the elements. In 2018, a change order of \$14,341 was required to design and construct structural modifications to the concrete block wall, as required to obtain a Cook County Building permit (plus an additional \$1,200 for the permit). This project is complete.




Funding Sources	Account Number	Actuals		Project Budget	Year End Estimate	Recommended Budget				
		FY 2017	FY 2018	FY2019	FY2019	FY 2020	FY2021	FY 2022	FY 2023	FY 2024
Transfer From CIP Fund #3095	3012-41300-101-491495	47,090	14,966	-	-	-	-	-	-	-
Total:		47,090	14,966	-	-	-	-	-	-	-
Expenditures										
Surveying (Phase I)		-	-	-	-	-	-	-	-	-
Design (Phase II)		-	-	-	-	-	-	-	-	-
Construction Management		-	-	-	-	-	-	-	-	-
Construction	3012-43790-101-540673	47,090	14,966	-	-	-	-	-	-	-
Total:		47,090	14,966	-	-	-	-	-	-	-

**Village of Oak Park
Capital Improvement Program
2020 - 2024**

Project: Public Works Center Painting

Priority Code: F

Category: Building Improvements



Description:
This project involves painting various areas throughout the PWC that were never painted during the original construction as well as re-painting areas that are in need.

Justification:
Various areas throughout the PWC were never painted when the building was completed due to budgetary restrictions. Some areas that were painted require new paint.

Current Status:
This is an ongoing project and bids would be solicited in early 2021.

Funding Sources	Account Number	Actuals		Project Budget	Year End Estimate	Recommended Budget			
		FY 2017	FY 2018			FY 2019	FY 2020	FY2021	FY 2022
Transfer From CIP Fund #3095	3012-41300-101-491495	-	-	-	-	25,000	-	25,000	-
Total:		-	-	-	-	25,000	-	25,000	-
Construction	3012-43790-101-540673	-	-	-	-	25,000	-	25,000	-
Total:		-	-	-	-	25,000	-	25,000	-

**Village of Oak Park
Capital Improvement Program
2020 - 2024**

Project: Public Works Center Rain Garden

Priority Code: N/A

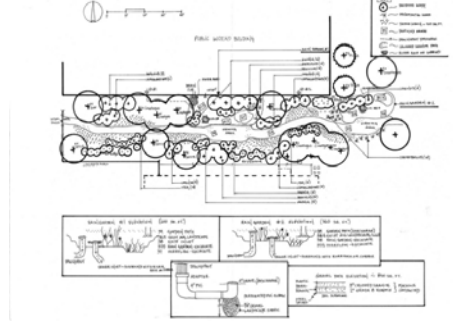
Category: Building Improvements



Existing Conditions



Example of a Rain Garden



Proposed Plan

Description:

This project consists of a "Demonstration Rain Garden" project in the rear property of the Public Works Center

Justification:

The rear property of the Public Works Center, on the south side of the building adjacent to the residences, has been a challenge to establish a good turf area. This area has a drainage structure which continues to hold water. As part of the Village's efforts in promoting private property storm water management, this project would provide a good example of the rain garden method.

Current Status:

In 2017 staff enlisted the services of a landscape architect to provide a detailed plan for construction. Staff is applying for grant funding in FY 2018 for this project in FY 2019 through the Metropolitan Water Reclamation District of Greater Chicago Green Infrastructure Project Partnership Program.

Funding Sources	Account Number	Actuals		Project	Year End	Recommended Budget				
		FY 2017	FY 2018	Budget FY2019	Estimate FY2019	FY 2020	FY2021	FY 2022	FY 2023	FY 2024
Transfer From CIP Fund #3095	3012-41300-101-491495	-	-	20,000	-	20,000				
MWRD Grant Revenue	3012-43790-101-540673	-	-	20,000	-	20,000				
Total:		-	-	40,000	-	40,000				
Surveying (Phase I)										
Design (Phase II)										
Construction Management										
Construction	3012-43790-101-540673	-	-	40,000	-	40,000				
Total:		-	-	40,000	-	40,000				

**Village of Oak Park
Capital Improvement Program
2020 - 2024**

Project: Public Works Fleet Truck Ramp Lift for Fleet Shop

Priority Code: B

Category: Building Improvements



Description:

This project involves the installation of a larger truck lift and relocating the current truck lift. This will create another bay capable of lifting cars and mid sized trucks and provide us with a truck ramp lift better suited to lifting our modern trucks. Garbage truck, ambulance, grapple truck, etc.

Justification:

The original truck ramp lift we are using was sufficient for the trucks and ambulances we historically acquired. Newer ambulances are one ton heavier and three feet longer than previous models, overtaxing the current lift's capacity. Proposed lift capacity is 30,000 lbs. 15,000F/15,000R.

Current Status:

The current truck ramp lift capacity is 18,000 lbs. 9000 F/9000 R. Our newest ambulance weighs 18,000 lbs. 7000 F/13660 R.


Funding Sources	Account Number	Actuals		Project Budget	Year End Estimate	Recommended Budget				
		FY 2017	FY 2018	FY2019	FY2019	FY 2020	FY2021	FY 2022	FY 2023	FY 2024
Transfer From CIP Fund #3095	3012-41300-101-491495	-	-	-	-	45,000	-	-	-	-
Total:		-	-	-	-	45,000	-	-	-	-
Expenditures										
		-	-	-	-	-	-	-	-	-
Construction	3012-43790-101-540673	-	-	-	-	45,000	-	-	-	-
Total:		-	-	-	-	45,000	-	-	-	-

**Village of Oak Park
Capital Improvement Program
2020 - 2024**

Project: PWC - UST Access Port Repairs

Priority Code: N/A

Category: Building Improvements



Description:

This project involved replacing the access points and covers at the PWC underground storage tank (UST) fueling station. The project required saw cutting existing concrete and replacing access points as well as lids.

Justification:

The previous access points were original from initial construction (2007) and were deteriorating.

Current Status:

This project has been completed.

Funding Sources	Account Number	Actuals		Project Budget	Year End Estimate	Recommended Budget					
		FY 2017	FY 2018			FY2019	FY2019	FY 2020	FY2021	FY 2022	FY 2023
Transfer From CIP Fund #3095	3012-41300-101-491495	-	42,685	-	-	-	-	-	-	-	-
Total:		-	42,685	-	-	-	-	-	-	-	-
Expenditures											
Surveying (Phase I)		-	-	-	-	-	-	-	-	-	-
Design (Phase II)		-	-	-	-	-	-	-	-	-	-
Construction Management		-	-	-	-	-	-	-	-	-	-
Construction	3012-43790-101-540673	-	42,685	-	-	-	-	-	-	-	-
Total:		-	42,685	-	-	-	-	-	-	-	-

**Village of Oak Park
Capital Improvement Program
2020 - 2024**

Project: PWC - UST Monitoring System

Priority Code: N/A

Category: Building Improvements



Description:

This project involved upgrading the existing obsolete underground storage tank (UST) leak monitoring system at the Public Works Center.

Justification:

The previous system was original from initial construction (2007). The system did not meet the standards of the current Fire Marshall inspectors.

Current Status:

This project has been completed.


Funding Sources	Account Number	Actuals		Project Budget	Year End Estimate	Recommended Budget				
		FY 2017	FY 2018	FY2019	FY2019	FY 2020	FY2021	FY 2022	FY 2023	FY 2024
Transfer From CIP Fund #3095	3012-41300-101-491495	-	4,672	-	-	-	-	-	-	-
Total:		-	4,672	-	-	-	-	-	-	-
Expenditures										
Surveying (Phase I)		-	-	-	-	-	-	-	-	-
Design (Phase II)		-	-	-	-	-	-	-	-	-
Construction Management		-	-	-	-	-	-	-	-	-
Construction	3012-43790-101-540673	-	4,672	-	-	-	-	-	-	-
Total:		-	4,672	-	-	-	-	-	-	-

**Village of Oak Park
Capital Improvement Program
2020 - 2024**

Project: Public Works Center Utility Piping Replacements

Priority Code: F

Category: Building Improvements



Description:

This project involves replacing electrical conduit and plumbing pipes at the Public Works Center that have been damaged by exposure to salt.

Justification:

Salt corrosion has damaged various electrical conduit and plumbing pipes in the lower level of the PWC. The Property Condition Assessment (PCA) that was completed at the Public Works Center in 2018 identified specific items in need of immediate repair at the east end of the lower level.

Current Status:

This is a new and ongoing project.


Funding Sources	Account Number	Actuals		Project Budget	Year End Estimate	Recommended Budget				
		FY 2017	FY 2018			FY2019	FY2019	FY 2020	FY2021	FY 2022
Transfer From CIP Fund #3095	3012-41300-101-491495	-	-	25,000	25,000	-	25,000	-	35,000	-
Total:		-	-	25,000	25,000	-	25,000	-	35,000	-
Expenditures										
Surveying (Phase I)		-	-	-	-	-	-	-	-	-
Design (Phase II)		-	-	-	-	-	-	-	-	-
Construction Management		-	-	-	-	-	-	-	-	-
Construction	3012-43790-101-540673	-	-	25,000	25,000	-	25,000	-	35,000	-
Total:		-	-	25,000	25,000	-	25,000	-	35,000	-

**Village of Oak Park
Capital Improvement Program
2020 - 2024**

Project: Public Works Center - Records Storage Buildout

Priority Code: F

Category: Building Improvements



Description:

This project involves expanding the records storage cage in the lower level of the PWC to create more file storage space.

Justification:

More space is needed for records storage since the Central Pump Station file storage area is no longer available and the future of the Dole Learning Center file storage space is uncertain.

Current Status:

This is a new project.


Funding Sources	Account Number	Actuals		Project Budget	Year End Estimate	Recommended Budget					
		FY 2017	FY 2018			FY2019	FY2019	FY 2020	FY2021	FY 2022	FY 2023
Transfer From CIP Fund #3095	3012-41300-101-491495	-	-	-	-	-	-	-	-	50,000	-
Total:		-	-	-	-	-	-	-	-	50,000	-
Expenditures											
Surveying (Phase I)		-	-	-	-	-	-	-	-	-	-
Design (Phase II)		-	-	-	-	-	-	-	-	-	-
Construction Management		-	-	-	-	-	-	-	-	-	-
Construction	3012-43790-101-540673	-	-	-	-	-	-	-	-	50,000	-
Total:		-	-	-	-	-	-	-	-	50,000	-

**Village of Oak Park
Capital Improvement Program
2020 - 2024**

Project: Public Works Center Wash Bay Floor Drain Upgrades

Priority Code: A

Category: Building Improvements



Description:

This project involves improving the Public Works Center wash bay floor drains.

Justification:

The current floor drain system in the Public Works Center wash bay is not sufficient in size and capacity to properly drain the wash bay floor. The wash bay is used on a daily basis and the floor drains frequently become clogged with debris. Also, water often leaks into the occupied space (Water & Sewer Supervisor's office) beneath the wash bay in the lower level when the wash bay floor gets flooded.

Current Status:

A new traffic coating membrane was installed on the wash bay floor and has improved the water leaks below the floor. The drains continue to back up often. Work planned for 2021 would include installation of trench drains and a triple basin as well as new piping and concrete. A mechanical engineer would be retained in 2020 to provide a more detailed construction cost estimate.

Funding Sources	Account Number	Actuals		Project Budget	Year End Estimate	Recommended Budget				
		FY 2017	FY 2018	FY2019	FY2019	FY 2020	FY2021	FY 2022	FY 2023	FY 2024
Transfer From CIP Fund #3095	3012-41300-101-491495	-	-	-	-	10,000	50,000	-	-	-
Total:		-	-	-	-	10,000	50,000	-	-	-
Expenditures										
Surveying (Phase I)		-	-	-	-	-	-	-	-	-
Design (Phase II)	3012-43790-101-540673	-	-	-	-	10,000	-	-	-	-
Construction Management		-	-	-	-	-	-	-	-	-
Construction	3012-43790-101-540673	-	-	-	-	-	50,000	-	-	-
Total:		-	-	-	-	10,000	50,000	-	-	-

**Village of Oak Park
Capital Improvement Program
2020 - 2024**

Project: Public Works Center White Roof Repair

Priority Code: F

Category: Building Improvements



Description:

This project involves repairing various sections of the reflective white roof at the Public Works Center.

Justification:

The white reflective roof will be over ten years old in 2018 and will be in need of some substantial repairs. It is anticipated that the Property Condition Assessment (PCA) being done at the Public Works Center in 2018 will identify specific items in need of immediate repair.

Current Status:

This is new project. An analysis (infrared roof scan) was completed in the spring of 2018 and a small area damaged by moisture was identified. This area is scheduled for repair by the end of the 2018 summer, and the rest of the white roof area would be professionally cleaned. Work planned for 2021 would include replacement of roof drain hardware, primer and top coat application, installation of galvanized steel counterflashing and power washing.

Funding Sources	Account Number	Actuals		Project Budget	Year End Estimate	Recommended Budget				
		FY 2017	FY 2018			FY2019	FY2019	FY 2020	FY2021	FY 2022
Transfer From CIP Fund #3095	3012-41300-101-491495	-	27,395	-	-	-	275,000	-	-	-
Total:		-	27,395	-	-	-	275,000	-	-	-
Expenditures										
Surveying (Phase I)		-	-	-	-	-	-	-	-	-
Design (Phase II)		-	-	-	-	-	10,000	-	-	-
Construction Management		-	-	-	-	-	-	-	-	-
Construction	3012-43790-101-540673	-	27,395	-	-	-	265,000	-	-	-
Total:		-	27,395	-	-	-	275,000	-	-	-

**Village of Oak Park
Capital Improvement Program
2020 - 2024**

Project: Property Condition Assessment Program (PCA)

Priority Code: N/A

Category: Building Improvements



Description:

The project includes providing professional architectural and engineering services for the property condition assessment of buildings owned and maintained by the Village.

Justification:

The purpose of the property condition assessments is to assess the general condition of specific, accessible portions of the subject facilities and develop prioritized repair and maintenance recommendations and budgets to address the issues over the next ten years. This will support the M.A.P. program by determining the life remaining of critical building systems.

Current Status:

Village Hall was completed in 2015. The south fire station was completed in 2017. The Public Works Center assessment was completed in 2018. In 2019, the PCA would include the main and north fire stations, the Central Water Pumping Station and the North and South Water Pumping Stations.

Funding Sources	Account Number	Actuals		Project Budget	Year End Estimate	Recommended Budget				
		FY 2017	FY 2018	FY2019	FY 2019	FY 2020	FY2021	FY 2022	FY 2023	FY 2024
Transfer From CIP Fund #3095	3012-41300-101-491495	19,000	21,000	36,500	20,000	-	-	-	-	-
Total:		19,000	21,000	36,500	20,000	-	-	-	-	-
Expenditures										
Surveying (Phase I)		-	-	-	-	-	-	-	-	-
Design (Phase II)	3012-101-43790-540673	19,000	21,000	36,500	20,000	-	-	-	-	-
Construction Management		-	-	-	-	-	-	-	-	-
Construction		-	-	-	-	-	-	-	-	-
Total:		19,000	21,000	36,500	20,000	-	-	-	-	-

**Village of Oak Park
Capital Improvement Program
2020 - 2024**

Project: Village Hall ADA Chair Lift

Priority Code: B

Category: Building Improvements



Description:

This project involves replacing the wheel chair lift, which rides along a set of rails up the stairs from the lower level to the main floor, at the main entrance of Village Hall.

Justification:

The existing lift is inoperable and antiquated. Replacement parts are very difficult to find and elevator contractors have been unwilling to provide a warranty on any repair work.

Current Status:

Staff met with the Disability Access Commission (DAC) in early 2019 and DAC members unanimously decided to replace the lift with a modern wheelchair lift.

Funding Sources	Account Number	Actuals		Project Budget FY2019	Year End Estimate FY2019	Recommended Budget				
		FY 2017	FY 2018			FY 2020	FY 2021	FY 2022	FY 2023	FY 2024
Transfer From CIP Fund #3095	3012-41300-101-491495	-	-	-	-	40,000	-	-	-	-
Total:		-	-	-	-	40,000	-	-	-	-
Expenditures										
Surveying (Phase I)		-	-	-	-	-	-	-	-	-
Design (Phase II)		-	-	-	-	-	-	-	-	-
Construction Management		-	-	-	-	-	-	-	-	-
Construction		-	-	-	-	40,000	-	-	-	-
Total:		-	-	-	-	40,000	-	-	-	-

**Village of Oak Park
Capital Improvement Program
2020 - 2024**

Project: Village Hall Boiler System Replacement

Priority Code: N/A

Category: Building Improvements



Description:

This project involved the replacement of the two gas-fired boilers for the Village Hall heating system.

Justification:

The two previous boilers were original to the building and had reached the end of their useful service life.


Current Status:

The new boilers have been installed and the project is complete.

Funding Sources	Account Number	Actuals		Project Budget	Year End Estimate	Recommended Budget				
		FY 2017	FY 2018	FY2019	FY2019	FY 2020	FY2021	FY 2022	FY 2023	FY 2024
Transfer From CIP Fund #3095	3012-41300-101-491495	33,519	-	-	-	-	-	-	-	-
Total:		33,519	-	-	-	-	-	-	-	-
Expenditures										
Surveying (Phase I)		-	-	-	-	-	-	-	-	-
Design (Phase II)		-	-	-	-	-	-	-	-	-
Construction Management	3012-101-43790-540673	-	-	-	-	-	-	-	-	-
Construction	3012-101-43790-540673	33,519	-	-	-	-	-	-	-	-
Total:		33,519	-	-	-	-	-	-	-	-

**Village of Oak Park
Capital Improvement Program
2020 - 2024**

Project: Village Hall Council Chambers Balcony Railings Modifications Priority Code: N/A Category: Building Improvements



Description:
This project involved modifying the existing railings in the balcony of the Council Chambers at Village Hall.

Justification:
The railings were modified to decrease the gaps between the rails. New railings spaced more closely together would improve the safety and structural integrity of the Council Chambers balcony.

Current Status:
This project has been completed.

Expenditures	Account Number	Actuals		Project Budget	Year End Estimate	Recommended Budget				
		FY 2017	FY 2018			FY2019	FY 2020	FY2021	FY 2022	FY 2023
Transfer From CIP Fund #3095	3012-41300-101-491495	-	19,420	-	-	-	-	-	-	-
Total:		-	19,420	-	-	-	-	-	-	-
Expenditures										
Surveying (Phase I)		-	-	-	-	-	-	-	-	-
Design (Phase II)		-	-	-	-	-	-	-	-	-
Construction Management		-	-	-	-	-	-	-	-	-
Construction	3012-43790-101-540673	-	19,420	-	-	-	-	-	-	-
Total:		-	19,420	-	-	-	-	-	-	-

**Village of Oak Park
Capital Improvement Program
2020 - 2024**

Project: Village Hall Courtyard Perimeter Window Replacement Priority Code: F Category: Building Improvements



Description:

This project involves the replacement of the Village Hall courtyard perimeter windows on all three sides.

Justification:

The existing windows are original to the building and are single-pane glass and do not provide a high level of insulation. The zero-rated glass allows sunlight to enter the building which substantially heats up the interior and increases the load on the cooling system. Conversely, it does a poor job of insulating the interior during the winter months thereby increasing the loads on the boilers.

Current Status:

This is a new project.

Funding Sources	Account Number	Actuals		Project Budget	Year End Estimate	Recommended Budget				
		FY 2017	FY 2018	FY2019	FY2019	FY 2020	FY2021	FY 2022	FY 2023	FY 2024
Transfer From CIP Fund #3095	3012-41300-101-491495	-	-	-	-	-	-	125,000	-	-
Total:		-	-	-	-	-	-	125,000	-	-
Expenditures										
Surveying (Phase I)		-	-	-	-	-	-	-	-	-
Design (Phase II)		-	-	-	-	-	-	-	-	-
Construction Management		-	-	-	-	-	-	-	-	-
Construction	3012-43790-101-540673	-	-	-	-	-	-	125,000	-	-
Total:		-	-	-	-	-	-	125,000	-	-

**Village of Oak Park
Capital Improvement Program
2020 - 2024**

Project: Village Hall Driveway improvements

Priority Code: N/A

Category: Building Improvements



Description:

This project involved reconstruction of the Village Hall driveway and a portion of the underground parking garage. The existing driveway and underground parking garage areas that have deteriorated were replaced with new concrete.

Justification:

This project has improved appearance and safety of the driveway. Police Dept. personnel use the underground parking garage and the ceiling of the garage leaked and occasionally dropped small pieces of concrete onto vehicles. The upper level driveway was also cracked and was in need of repair.

Current Status:

This project was completed.


Funding Sources		Actuals		Project Budget	Year End Estimate	Recommended Budget				
		FY 2017	FY 2018	FY2019	FY2019	FY 2020	FY2021	FY 2022	FY 2023	FY 2024
Transfer From CIP Fund #3095	3012-41300-101-491495	78,179	-	-	-	-	-	-	-	-
3095 Fund Balance		-	-	-	-	-	-	-	-	-
Total:		78,179	-	-	-	-	-	-	-	-
Expenditures										
Surveying (Phase I)	3095-43780-101-530667	-	-	-	-	-	-	-	-	-
Design (Phase II)	3012-43790-101-540673	78,179	-	-	-	-	-	-	-	-
Construction Management	3012-43790-101-540673	-	-	-	-	-	-	-	-	-
Construction	3012-43790-101-540673	-	-	-	-	-	-	-	-	-
Total:		78,179	-	-	-	-	-	-	-	-

**Village of Oak Park
Capital Improvement Program
2020 - 2024**

Project: Village Hall Elevator Interior Renovation

Priority Code: N/A

Category: Building Improvements



Description:

The existing passenger elevator interior at Village Hall was in need of renovation due to its poor appearance. New flooring, paneling and lighting greatly improved the appearance and image of Village Hall. Additional work was also needed to comply with current building codes.

Justification:

The elevator interior was in poor condition and in need of renovation. Additional work was also needed to comply with current building codes. Renovating the interior of the Village Hall elevator improved the safety, reliability and appearance of the elevator and also brought the elevator up to current code standards.

Current Status:

This project has been completed.

Funding Sources	Account Number	Actuals		Project Budget FY20189	Year End Estimate FY2019	Recommended Budget				
		FY 2017	FY 2018			FY 2020	FY 2021	FY 2022	FY 2023	FY 2024
Transfer From CIP Fund #3095	3012-41300-101-491495	25,816	-	-	-	-	-	-	-	-
Total:		25,816	-	-	-	-	-	-	-	-
Expenditures										
Surveying (Phase I)		-	-	-	-	-	-	-	-	-
Design (Phase II)		-	-	-	-	-	-	-	-	-
Construction Management		-	-	-	-	-	-	-	-	-
Construction	3012-43790-101-540673	25,816	-	-	-	-	-	-	-	-
Total:		25,816	-	-	-	-	-	-	-	-

**Village of Oak Park
Capital Improvement Program
2020 - 2024**

Project: Village Hall Emergency Generator Upgrades

Priority Code: F

Category: Building Improvements



Description:

Village Hall emergency generator will be modified to accept power cables from an external power generator such as a mobile generator outside.

Justification:

The existing generator at Village Hall does not currently have the capacity or capability to accept alternate power cables from an external source without modifying the electrical cabinet temporarily or permanently. Improved electrical reliability for Village Hall.

Current Status:

Currently the generator electrical cabinet has to be rewired temporarily to accept cable from another generator.


Funding Sources	Account Number	Actuals		Project Budget FY2019	Year End Estimate FY2019	Recommended Budget				
		FY 2017	FY 2018			FY 2020	FY 2021	FY 2022	FY 2023	FY 2024
Transfer From CIP Fund #3095	3012-41300-101-491495	-	-	-	-	-	-	-	25,000	-
Total:		-	-	-	-	-	-	-	25,000	-
Expenditures										
Surveying (Phase I)		-	-	-	-	-	-	-	-	-
Design (Phase II)		-	-	-	-	-	-	-	-	-
Construction Management		-	-	-	-	-	-	-	-	-
Construction	3012-43790-101-540673	-	-	-	-	-	-	-	25,000	-
Total:		-	-	-	-	-	-	-	25,000	-

**Village of Oak Park
Capital Improvement Program
2020 - 2024**


Project: **Village Hall Furniture and Workstation Replacements**

Priority Code: **B**

Category: **Building Improvements**



Before



After

Description:

This project involves replacement of old furniture and workstations at Village Hall and painting of all interior drywall. Work also includes new carpeting throughout and any miscellaneous electrical or carpentry work.

Justification:

Existing furniture and workstations have outlived their service life at Village Hall. New furniture and workstations will provide an updated, clean appearance improving the customer service experience and could bolster employee morale.

Current Status:

Phase I was completed in December of 2015. Phase II was completed in 2016 and consisted of new furniture in the Village Manager's office, Parking area and Adjudication. Also in 2016, projects included the HR Department completion, HR Conference Room, the Lobby, Conference Room 102, Finance & Development Customer Services completion and additional Public Seating. Work also included carpeting and painting those areas not completed in phase I. In 2017 and 2018, Phase III included limited new furniture, carpeting and painting on the second level, employee lounge and Central Services. Other associated work related to the furniture installation included electrical (new electric along the windows), carpentry and moving expenses. 2019 work included replacement of broken furniture and installing blinds at various locations. Future work includes replacements as necessary due to failure and additional blinds or treatments as needed.

Funding Sources	Account Number	Actuals		Project Budget	Year End Estimate	Recommended Budget				
		FY 2017	FY 2018			FY 2019	FY 2020	FY 2021	FY 2022	FY 2023
Transfer From CIP Fund #3095	3012-41300-101-491495	316,711	19,391	50,000	50,000	25,000	50,000	-	-	-
Total:		316,711	19,391	50,000	50,000	25,000	50,000	-	-	-
Expenditures										
Surveying (Phase I)		-	-	-	-	-	-	-	-	-
Design (Phase II)		-	-	-	-	-	-	-	-	-
Construction Management		-	-	-	-	-	-	-	-	-
Construction	3012-101-43790-540673	316,711	19,391	50,000	50,000	25,000	50,000	-	-	-
Total:		316,711	19,391	50,000	50,000	25,000	50,000	-	-	-

**Village of Oak Park
Capital Improvement Program
2020 - 2024**

Project: Village Hall Geothermal Vault Drainage

Priority Code: N/A

Category: Building Improvements



Description:

This project involves improving the drainage in the inner parkway area west of the Village Hall geothermal vault. There are three sump pumps and one roof downspout that need to be connected to an existing sewer line.

Justification:

The existing sump pumps and roof downspout currently drain directly onto the ground in the area of the geothermal vault. This area becomes super-saturated during heavy rains creating substantial pressure on the geothermal duct work and plenum pit beneath the Council Chambers. The ductwork and pit were repaired in 2018 and to avoid future failure of these critical components, proper drainage of the area is required.

Current Status:

The substantial water leakage in the geothermal vault and plenum pit were repaired in 2018. Tying the sump pump plumbing and roof downspout into a main sewer line would be a new project and is planned to be completed in 2019.

Funding Sources	Account Number	Actuals		Project Budget	Year End Estimate	Recommended Budget				
		FY 2017	FY 2018	FY2019	FY2019	FY 2020	FY2021	FY 2022	FY 2023	FY 2024
Transfer From CIP Fund #3095	3012-41300-101-491495			40,000	20,000	-	-	-	-	-
Total:		-	-	40,000	20,000	-	-	-	-	-
Expenditures										
Surveying (Phase I)				-	-	-	-	-	-	-
Design (Phase II)				5,000	5,000	-	-	-	-	-
Construction Management				-	-	-	-	-	-	-
Construction	3012-101-43790-540673			35,000	15,000	-	-	-	-	-
Total:		-	-	40,000	20,000	-	-	-	-	-

**Village of Oak Park
Capital Improvement Program
2020 - 2024**

Project: Village Hall Interior Signage Replacement

Priority Code: A

Category: Building Improvements



Description:

This project involves replacement of all interior building signage throughout Village Hall, as well as exterior mounted signs and parking lot signage.

Justification:

New signage throughout Village Hall is needed as part of the new furniture and remodeling project that is ongoing at Village Hall. Current signage is out-dated and misplaced. New signage would improve way-finding for all Village Hall users. This project aligns with the Village Board's goal of creating a Dementia-Friendly Community.

Current Status:

This is a new project. Public Works staff would work with VMO Communications staff on the bidding process and installation process. This would be part of the Village-wide way-finding contract.


Funding Sources	Account Number	Actuals		Project Budget	Year End Estimate	Recommended Budget				
		FY 2017	FY 2018	FY 2019	FY 2019	FY 2020	FY 2021	FY 2022	FY 2023	FY 2024
Transfer From CIP Fund #3095	3012-41300-101-491495			-	-	25,000	-	-	-	-
Total:		-	-	-	-	25,000	-	-	-	-
Expenditures										
Construction	3012-101-43790-540673			-	-	25,000	-	-	-	-
Total:		-	-	-	-	25,000	-	-	-	-

**Village of Oak Park
Capital Improvement Program
2020 - 2024**

Project: Village Hall Lombard Side Door Replacement

Priority Code: N/A

Category: Building Improvements



Description:

This project involves replacement of the Lombard side door and frame, as well as the two metal doors and frames at the ends of the east and west corridors on the first floor of Village Hall.

Justification:

The existing Lombard side door, frame and all associated hardware and electronics are in very poor condition and are in need of replacement. The frame is rusted and the door operator and ADA push button frequently requires repair. Similar conditions exist for the two metal doors and frames at the ends of the east and west corridors on the first floor of Village Hall.

Current Status:

It is anticipated that the project would be completed by the end of summer 2019.

Funding Sources	Account Number	Actuals		Project Budget	Year End Estimate	Recommended Budget				
		FY 2017	FY 2018	FY2019	FY2019	FY 2020	FY2021	FY 2022	FY 2023	FY 2024
Transfer From CIP Fund #3095	3012-41300-101-491495	-	-	25,000	21,183	-	-	-	-	-
Total:		-	-	25,000	21,183	-	-	-	-	-
Expenditures										
Surveying (Phase I)		-	-	-	-	-	-	-	-	-
Design (Phase II)		-	-	-	-	-	-	-	-	-
Construction Management		-	-	-	-	-	-	-	-	-
Construction	3012-43790-101-540673	-	-	25,000	21,183	-	-	-	-	-
Total:		-	-	25,000	21,183	-	-	-	-	-

**Village of Oak Park
Capital Improvement Program
2020 - 2024**

Project: Village Hall Masonry Repairs

Priority Code: F

Category: Building Improvements



Description:
This project involves repairs to the exterior masonry of Village Hall.


Justification:
The Property Condition Assessment (PCA) of VH completed in 2015 identified various areas of the exterior masonry that are in need of repair as well as other projects that could be scheduled for later years.

Current Status:
This is a new project.

Funding Sources	Account Number	Actuals		Project Budget	Year End Estimate	Recommended Budget				
		FY 2017	FY 2018	FY2019	FY2019	FY 2020	FY2021	FY 2022	FY 2023	FY 2024
Transfer From CIP Fund #3095	3012-41300-101-491495	-	-	-	-	-	-	-	-	453,500
Net Annual Total:		-	-	-	-	-	-	-	-	453,500
Expenditures										
Surveying (Phase I)		-	-	-	-	-	-	-	-	-
Design (Phase II)		-	-	-	-	-	-	-	-	-
Construction Management		-	-	-	-	-	-	-	-	-
Construction	3012-43790-101-540673	-	-	-	-	-	-	-	-	453,500
Total:		-	-	-	-	-	-	-	-	453,500

**Village of Oak Park
Capital Improvement Program
2020 - 2024**

Project: Village Hall Mechanical, Electrical, Plumbing and Fire Protection System Repairs Priority Code: F Category: Building Improvements



Description:

This project involves repairing the Mechanical, Electrical, Plumbing and Fire Protection systems (MEP) at Village Hall based on the deficiencies and recommended repairs in the 2015 Property Condition Assessment (PCA) of Village Hall. Some scope items include repairing damaged electrical circuitry, EXIT sign updates, distribution panel updates, plumbing fixture replacement, fire sprinkler installation and valve replacement. Other items, such as water piping replacement and HVAC and pneumatic upgrades, are listed under separate project worksheets.

Justification:

The Property Condition Assessment (PCA) of Village Hall identified various components of the fire protection system and MEP systems that are in need of repair as well as other projects that could be scheduled for later years.

Current Status:

This is a new project based on the items identified in the PCA. The scope of work for 2021 would involve mostly repairs and upgrades to the fire protection systems, including installation of visual notification appliances (strobes) in conference and meeting rooms, removal of non-sprinkler related wires and other attachments to sprinkler piping in the basement north records room, addition of identification signs for the sprinkler systems, and installation of automatic sprinklers throughout the building to improve the overall life safety for occupants in the building. Work in 2022 and 2023 would involve repairs to electrical circuits, replacement of water pumps and replacement of emergency generator batteries.

Funding Sources	Account Number	Actuals		Project Budget	Year End Estimate	Recommended Budget				
		FY 2017	FY 2018			FY 2019	FY 2020	FY 2021	FY 2022	FY 2023
Transfer From CIP Fund #3095	3012-41300-101-491495	-	-	-	-	-	150,000	60,000	60,000	50,000
Total:		-	-	-	-	-	150,000	60,000	60,000	50,000
Expenditures										
Surveying (Phase I)		-	-	-	-	-	-	-	-	-
Design (Phase II)	3012-101-43790-540673	-	-	-	-	-	15,000	-	-	-
Construction Management		-	-	-	-	-	-	-	-	-
Construction	3012-101-43790-540673	-	-	-	-	-	135,000	60,000	60,000	50,000
Total:		-	-	-	-	-	150,000	60,000	60,000	50,000

**Village of Oak Park
Capital Improvement Program
2020 - 2024**

Project: Village Hall New Entranceway

Priority Code: F

Category: Building Improvements



Description:

This project involves replacing the main entranceway glass doors and revolving door and all associated hardware and electronics.

Justification:

To improve the appearance of the entranceway and improve the reliability of the doors, ADA related items and door operators.

Current Status:

The existing framework at the main entrance is in very poor condition.

Funding Sources	Account Balance	Actuals		Project Budget FY2019	Year End Estimate FY2019	FY 2020	Recommended Budget			
		FY 2017	FY 2018				FY2021	FY 2022	FY 2023	FY 2024
Transfer From CIP Fund	3012-41300-101-491495	4,500	-	20,000	-	100,000	-	-	-	-
CDBG Grant Revenue	2083-46201-101-431400	-	-	-	-	-	-	-	-	-
Total:		4,500	-	20,000	-	100,000	-	-	-	-
Expenditures										
Surveying (Phase I)				-	-	-	-	-	-	-
Design (Phase II)	3012-43790-101-540673	4,500	-	-	-	-	-	-	-	-
Construction Management		-	-	-	-	-	-	-	-	-
Construction	3012-43790-101-540673	-	-	20,000	-	100,000	-	-	-	-
Total:		4,500	-	20,000	-	100,000	-	-	-	-

**Village of Oak Park
Capital Improvement Program
2020 - 2024**

Project: Village Hall Physical Improvements

Priority Code: N/A

Category: Building Improvements



Description:

Improvements were made to the Village Hall interior to improve the aesthetics and customer experience. Various projects have been identified including new signage, improved organization, decorations and other related improvements.

Justification:

The intent of this project was to improve the customer experience at Village Hall and to improve efficiencies in staff operations.

Current Status:

This project is complete.


Funding Sources	Account Number	Actuals		Project Budget	Year End Estimate	Recommended Budget				
		FY 2017	FY 2018			FY2019	FY2019	FY 2020	FY2021	FY 2022
Transfer From CIP Fund #3095	3012-41300-101-491495	26,439	-	-	-	-	-	-	-	-
Total:		26,439	-	-	-	-	-	-	-	-
Expenditures										
Surveying (Phase I)		-	-	-	-	-	-	-	-	-
Design (Phase II)		-	-	-	-	-	-	-	-	-
Construction Management		-	-	-	-	-	-	-	-	-
Construction	3012-43790-101-540673	26,439	-	-	-	-	-	-	-	-
Total:		26,439	-	-	-	-	-	-	-	-

**Village of Oak Park
Capital Improvement Program
2020 - 2024**

Project: Village Hall Pneumatic Control Replacement and AHU Upgrades

Priority Code: F

Category: Building Improvements



Description:

This project involves the replacement of the pneumatic control system for the entire building including thermostats, damper controls and digital BAS upgrades. This project also involves the replacement of various air handling unit components at Village Hall to update the system with modern technology. The scope of work would include new supply and exhaust fan motors, VAV (variable air volume) boxes, new dampers and damper controls and digital integration into the existing Building Automation System (BAS).

Justification:

The main air compressor for the pneumatic system has reached the end of its useful service life. With the recent installation of the new chiller, boilers and Building Automation System (BAS) at Village Hall, it is now possible to upgrade the pneumatic controls to digital controls which would be more accurate and efficient and allow for greater temperature controllability. All of the air handling units at Village Hall are original.

Current Status:

A Mechanical Engineering Firm would be retained in 2019 to provide a detailed construction cost estimate and this work would be bid out and completed in 2020. The existing air handling units are original to the building and new fan motors, valves, coils, dampers, etc. could be upgraded to provide higher system efficiency and increased equipment longevity. Some new digital controls have already been installed in supply fans 1 and 2 in 2016.

Funding Sources	Account Number	Actuals		Project	Year End	Recommended Budget				
		FY 2017	FY 2018	Budget	Estimate	FY 2020	FY 2021	FY 2022	FY 2023	FY 2024
Transfer From CIP Fund #3095	3012-41300-101-491495	-	-	20,000	35,000	-	500,000	-	-	-
Total:		-	-	20,000	35,000	-	500,000	-	-	-
Expenditures										
Surveying (Phase I)		-	-	-	-	-	-	-	-	-
Design (Phase II)	3012-101-43790-540673	-	-	35,000	35,000	-	-	-	-	-
Construction Management		-	-	-	-	-	-	-	-	-
Construction	3012-101-43790-540673	-	-	-	-	-	500,000	-	-	-
Total:		-	-	35,000	35,000	-	500,000	-	-	-

**Village of Oak Park
Capital Improvement Program
2020 - 2024**

Project: Village Hall Roof Repairs Priority Code: F Category: Building Improvements



Description:

This project involves continued repairs to the Village Hall roof.

Justification:

The existing roof system is original to the building and there are various locations that leak when it rains.

Current Status:

Some repairs were completed in 2017. Additional repairs are planned for 2021 which would include replacement of deteriorated wood members, installation of copper patches, removal and replacement of sealants and counterflashing, and repairs to split solder seams.

Funding Sources	Account Number	Actuals		Project Budget	Year End Estimate	Recommended Budget				
		FY 2017	FY 2018	FY2019	FY2019	FY 2020	FY2021	FY 2022	FY 2023	FY 2024
Transfer From CIP Fund #3095	3012-41300-101-491495	14,749	-	-	-	-	25,000	-	-	-
Total:		14,749	-	-	-	-	25,000	-	-	-
Expenditures										
Surveying (Phase I)		-	-	-	-	-	-	-	-	-
Design (Phase II)		-	-	-	-	-	-	-	-	-
Construction Management		-	-	-	-	-	-	-	-	-
Construction	3012-43790-101-540673	14,749	-	-	-	-	25,000	-	-	-
Total:		14,749	-	-	-	-	25,000	-	-	-

**Village of Oak Park
Capital Improvement Program
2020 - 2024**

Project: Village Hall UPS Replacement Priority Code: N/A Category: Building Improvements



Description:

This project involved the replacement of the Village Hall UPS unit in the IT Dept. electrical room in the lower level of Village Hall.

Justification:

The previous UPS unit outlived its service life and was in need of replacement. The UPS (un-interrupted power supply) is critical to all operations at Village Hall that utilize computer equipment.

Current Status:

This project has been completed.

Funding Sources	Account Number	Actuals		Project Budget	Year End Estimate	Recommended Budget					
		FY 2017	FY 2018			FY 2019	FY 2019	FY 2020	FY 2021	FY 2022	FY 2023
Transfer From CIP Fund #3095	3012-41300-101-491495	34,558		-	-	-	-	-	-	-	-
Total:		34,558	-	-	-	-	-	-	-	-	-
Expenditures											
Surveying (Phase I)		-		-	-	-	-	-	-	-	-
Design (Phase II)		-		-	-	-	-	-	-	-	-
Construction Management		-		-	-	-	-	-	-	-	-
Construction	3012-43790-101-540673	34,558		-	-	-	-	-	-	-	-
Total:		34,558	-	-	-	-	-	-	-	-	-

**Village of Oak Park
Capital Improvement Program
2020 - 2024**

Project: Village Hall Water Pipe Replacement

Priority Code: F

Category: Building Improvements



Description:

This project involves the replacement of the domestic water supply lines at various locations throughout the interior of Village Hall.

Justification:

The domestic water supply lines are original to the building and are in need of replacement. There are numerous locations throughout the building where pipes have broken and have been repaired. Broken water pipes cause damage to ceilings and ceiling tiles as well as light fixtures and other electrical components.

Current Status:

All water supply lines are currently functioning properly.

Funding Sources	Account Number	Actuals		Project Budget FY2019	Year End Estimate FY2019	FY 2020	Recommended Budget			
		FY 2017	FY 2018				FY2021	FY 2022	FY 2023	FY 2024
Transfer From CIP Fund #3095	3012-41300-101-491495	-	-	-	-	-	-	125,000	-	-
Total:		-	-	-	-	-	-	125,000	-	-
Expenditures										
Surveying (Phase I)		-	-	-	-	-	-	-	-	-
Design (Phase II)	3012-43790-101-540673	-	-	-	-	-	-	10,000	-	-
Construction Management		-	-	-	-	-	-	-	-	-
Construction	3012-43790-101-540673	-	-	-	-	-	-	115,000	-	-
Total:		-	-	-	-	-	-	125,000	-	-

**Village of Oak Park
Capital Improvement Program
2020 - 2024**

Project: Village Hall West Fan Room Sump Pump Replacement Priority Code: F Category: Building Improvements



Description:
This project involves the replacement of the Village Hall sump pump in the west mechanical room in the lower level of Village Hall.

Justification:
The existing pumps are reaching the end of their useful service lives. Currently there is no alarm system integrated with the pumps to alert staff of high water levels. Recently, the sump pump switch was stuck and would not turn on the pumps resulting in a flooded cooling tower pump pit. The cooling tower pumps are brand new and it is imperative that protection and alarming is built in with the new sump pumps and sump pit to prevent the cooling tower pump pit from ever flooding.

Current Status:
The sump pumps are currently functioning properly. Float switches were replaced in 2016 and have extended the life of the motors for a few additional years.

Funding Sources	Account Number	Actuals		Project Budget	Year End Estimate	Recommended Budget				
		FY 2017	FY 2018	FY2019	FY2019	FY 2020	FY2021	FY 2022	FY 2023	FY 2024
Transfer From CIP Fund #3095	3012-41300-101-491495	-	-	-	-	-	-	-	40,000	-
Total:		-	-	-	-	-	-	-	40,000	-
Expenditures										
Surveying (Phase I)		-	-	-	-	-	-	-	-	-
Design (Phase II)		-	-	-	-	-	-	-	-	-
Construction Management		-	-	-	-	-	-	-	-	-
Construction	3012-43790-101-540673	-	-	-	-	-	-	-	40,000	-
Total:		-	-	-	-	-	-	-	40,000	-

**Village of Oak Park
Capital Improvement Program - Summary
2020 - 2024**

Project	Additional Description	Page #	Fund	Dept	Prgm	Account	Priority Code	Actuals		Budget	Year End Estimate	Recommended Budget				
								FY 2017	FY 2018	FY 2019	FY 2019	FY 2020	FY 2021	FY 2022	FY 2023	FY 2024
Building Demolition - 700 Madison (Car X)	Village Owned Properties	166	2072	41300	101	570698	N/A	-	143,472	-	-	-	-	-	-	-
Building Demolition 932-946 and 970 Madison	Village Owned Properties	167	2072	41300	101	570698	N/A	11,927	6,601	-	-	-	-	-	-	-
Building Demolition 932-946 and 970 Madison	Village Owned Properties	167	2072	41300	101	570707	N/A	73,650	165,335	-	-	-	-	-	-	-
Parking and Landscaping Improvements	Village Hall	168	2072	41300	101	570707	N/A	4,208	27,991	1,376,644	1,378,644	-	-	-	-	-
Subtotal:								89,785	343,399	1,376,644	1,378,644	-	-	-	-	-

Priority Scale
A= Essential and Immediate Need
B= Essential, but may be delayed
C= Optional but beneficial to the Village through increased productivity, safety, etc.
D= Optional but beneficial to the Village in social, cultural or aesthetic ways
F= Future project, no 2020 expenditures
N/A= Project Complete, no 2020 or future expenditures

**Village of Oak Park
Capital Improvement Program
2020 - 2024**

Project: Building Demolition - 700 Madison Car X Priority Code: N/A Category: Building Improvements



Description:
The project involves the demolition of the Village owned property located at 700 Madison Street (formerly CarX) and associated environmental work.

Justification:
To improve the safety and appearance of the Madison Street business district and to encourage development.

Current Status:
This project is scheduled to be completed in the fall of 2018.

Funding Sources	Account Number	Actuals		Budget	Year End Estimate	Recommended Budget				
		FY 2017	FY 2018			FY 2020	FY 2021	FY 2022	FY 2023	FY 2024
TIF Increment	2072-41300-101-411401	-	143,472	-	-	-	-	-	-	-
Total:		-	143,472	-	-	-	-	-	-	-
Expenditures										
Removal of CarX Signage	2072-41300-101-570698	-	1,815	-	-	-	-	-	-	-
Legal Notice for Bldg. Demo	2072-41300-101-570698	-	140	-	-	-	-	-	-	-
Asbestos Survey and Abatement Cost Est.	2072-41300-101-570698	-	2,861	-	-	-	-	-	-	-
Environmental Oversight during Demolition	2072-41300-101-570698	-	9,950	-	-	-	-	-	-	-
Demolition & Asbestos Abatement	2072-41300-101-570698	-	128,706	-	-	-	-	-	-	-
Total:		-	143,472	-	-	-	-	-	-	-

**Village of Oak Park
Capital Improvement Program
2020 - 2024**

Project: Building Demolition - 932-970 Madison Street Priority Code: N/A Category: Building Improvements



Description:

The project involves the demolition of the Village owned property located at 932-946 Madison Street (formerly Robinson's Ribs).

Justification:

To improve the safety and appearance of the Madison Street business district and to encourage development.

Current Status:

This project is scheduled to begin when the property is vacated by the current tenant.

Funding Sources	Account Number	Actuals		Budget	Year End Estimate		Recommended Budget				
		FY 2017	FY 2018		FY2019	FY2019	FY 2020	FY2021	FY 2022	FY 2023	FY 2024
TIF Increment	2072-41300-101-411401	85,577	-	-	-	-	-	-	-	-	-
Transfer From CIP Fund #3095	3012-41300-101-491495	5,300	-	-	-	-	-	-	-	-	-
Total:		90,877	-	-	-	-	-	-	-	-	-
Expenditures											
Survey	3095-41020-101-530667	5,300	-	-	-	-	-	-	-	-	-
Rat Abatement	2072-41300-101-570698	720	-	-	-	-	-	-	-	-	-
Environmental Site Assessment and Asbestos	2072-41300-101-570698	11,207	-	-	-	-	-	-	-	-	-
Property Transaction Costs	2072.41300.101.570698	-	6,601	-	-	-	-	-	-	-	-
Environmental Oversight during Demo	2072-41300-101-570707	11,900	8,400	-	-	-	-	-	-	-	-
Demolition & Asbestos Abatement	2072-41300-101-570707	61,750	156,935	-	-	-	-	-	-	-	-
Total:		90,877	171,936	-	-	-	-	-	-	-	-

**Village of Oak Park
Capital Improvement Program
2020 - 2024**

Project: Village Hall Parking and Landscaping Improvements Priority Code: N/A Category: Building Improvements



Description:
Reconstruction/repaving of the Village Hall parking lot. Work will include removal of the existing asphalt, base repair, sewer repair, repaving of the parking lot, re-striping, repair of the basement-garage roof, and replacement of all existing light poles and fixtures. Landscaping improvements will include plantings in the parking lot island, perimeters of the parking lot; and upgrading the plaza area by installing treepits, planters, upgraded street furniture and installation of hexagonal pavers.

Justification:
The existing parking lot is deteriorating and has several large areas that have completely failed. The existing lighting system is original from the 1970's and is in need of replacement, new and improved lighting will improve safety and appearance of the parking lot.

Current Status:
The project is scheduled to be completed in Summer of 2019.

Funding Sources	Account Number	Year End				Recommended Budget				
		Actuals		Budget	Estimate	FY 2020	FY 2021	FY 2022	FY 2023	FY 2024
		FY 2017	FY 2018	FY2019	FY2019					
TIF Increment	2072.41300.101.411401	4,208	32,991	1,376,644	1,378,644	-	-	-	-	-
Transfer from Debt Service	4025.41300.101.491425	-	-	-	37,875	-	-	-	-	-
5060 Fund Revenues	5060.43770.101.422481	-	-	72,762	122,762	-	-	-	-	-
Total:		4,208	32,991	1,449,406	1,539,281	-	-	-	-	-
Expenditures										
Design (Phase II- structural)	2072-41300-101-570707	2,800	8,400	2,800	4,800	-	-	-	-	-
Design (Phase II- lighting)	2072-41300-101-570707	1,408	11,128	-	-	-	-	-	-	-
Conceptual Landscape Design	2072-41300-101-570698	-	5,000	-	-	-	-	-	-	-
Design (Phase II- landscaping)	2072-41300-101-570707	-	8,463	-	-	-	-	-	-	-
Construction Management	2072-41300-101-570707	-	-	-	-	-	-	-	-	-
Construction Management	3095.43780.101.530667	-	-	-	37,875	-	-	-	-	-
Construction Management	5060.43770.787.570707	-	-	-	50,000	-	-	-	-	-
Construction (Charging Stations)	5060-43770-787-570707	-	-	72,762	72,762	-	-	-	-	-
Construction	2072-41300-101-570707	-	-	1,373,844	1,373,844	-	-	-	-	-
Total:		4,208	32,991	1,449,406	1,539,281	-	-	-	-	-

FLEET REPLACEMENT FUND #3032

Fund Summary

The Fleet Replacement Fund tracks expenses related to vehicle purchases for Village departments outside of one of the Village’s Enterprise funds (Water/Sewer, Parking and Environmental Services). In recent years, purchases have shifted toward leases instead of outright purchases in order to maximize purchasing power while leveraging historically low interest rates.

The Fleet Division within the Department of Public Works reviews vehicle needs with relevant departments and determines when equipment needs to be replaced based on an analysis of cost effectiveness of maintenance.

Although the current focus is on the actual infrastructure improvements it is not possible to have a valid conversation about the fund’s ability to pay for the costs of projects without also discussing the other expenses of the fund.

Below is a revenue and expense table that illustrates the overall fund finances. However, the operation portion, everything beyond the capital costs, is currently under review and will come before the Finance Committee and Village Board as a part of the operation budget recommendation.

The Fleet Services Division continues to search for fiscally responsible ways of expanding the Green Fleet with equipment that provide the required features for each Village department, while also using less fuel and help clean the environment. The Village “Green Fleet” consists of 2 Compressed Natural Gas pickup trucks, 18 Hybrid vehicles, 6 electric cars and all 68 of the diesel vehicles run on B20 biodiesel fuel. This equals 45% of the fleet using alternate fuels.

The Village owns and maintains 211 vehicles and equipment which are dedicated to each department as follows:

- Village Hall vehicles includes Development Customer Services, Health Department and Pool cars: 14 total: 12 sedans, 1 SUV and 1 van
- Police: 75 total: 41 marked squads and 22 unmarked squads. The remaining vehicles consist of CSO vehicles, segways and generators
- Parking Enforcement: 5 total
- Fire: 18 total: 3 Pumpers, 1 ladder truck, 4 ambulances, 1 command vehicle, 1 pickup truck, 7 admin/inspector vehicles and 1 ATV
- Public Works: 68 total: 12 admin/pool vehicles, 3 vans, 9 pickup trucks, 4 aerial trucks, 14 large trucks, 3 front end loaders, 5 small trucks, 1 garbage truck, 1 street sweeper, 1 tow truck and 15 various equipment and trailers
- Parking Fund vehicles: 5 total: 3 vans, 1 pickup truck and 1 small SUV
- Water & Sewer Fund vehicles: 25 total: 5 large trucks, 3 small trucks, 2 backhoe/loaders, 3 pickup trucks, 2 generators, 2 sedans, 4 vans and 4 various equipment and trailers
- Environmental Services Fund: 1 pickup truck

	2017	2018	2019	Amended 2019	2019	2020
	<u>Actual</u>	<u>Actual</u>	<u>Budget</u>	<u>Budgeted</u>	<u>Y/E Estimate</u>	<u>Budget</u>
Interfund Transfer- Federal RICO	150,000	190,000	250,000	250,000	250,000	214,000
Interfund Transfer CIP	1,000,000	1,253,903	750,000	750,000	750,000	770,000
Sale of Assets	27,875	-	-	-	-	-
Loan Proceeds	-	-	-	-	-	-
Total Revenue	<u>1,177,875</u>	<u>1,443,903</u>	<u>1,000,000</u>	<u>1,000,000</u>	<u>1,000,000</u>	<u>984,000</u>
Capital Outlay	392,152	1,115,811	1,616,000	1,616,000	1,568,577	889,000
Bank Installment Loan Payments	265,903	265,901	166,641	166,641	166,641	94,858
Total Expenditures	<u>658,055</u>	<u>1,381,712</u>	<u>1,782,641</u>	<u>1,782,641</u>	<u>1,735,218</u>	<u>983,858</u>
Net Surplus (Deficit)	<u>519,820</u>	<u>62,191</u>	<u>(782,641)</u>	<u>(782,641)</u>	<u>(735,218)</u>	<u>142</u>
Beginning Audited Fund Balance 1/1/19					898,626	
2019 Projected Surplus (Deficit)					<u>(735,218)</u>	
Ending Projected Fund Balance 12/31/19					<u>163,408</u>	
Estimated Fund Balance 1/1/20						163,408
2019 Budgeted Surplus (Deficit)						<u>142</u>
Ending Estimated Fund Balance 12/31/20						<u>163,550</u>

**Village of Oak Park
Fleet Replacement Fund Summary
2020 - 2024**

Fleet Replacement Fund (3032)								Actuals		Budget	Year End Estimate	Recommended Budget				
Project	Additional Description	Page #	Fund	Dept	Prgm	Account	Priority Code	FY 2017	FY 2018	FY 2019	FY 2019	FY 2020	FY 2021	FY 2022	FY 2023	FY 2024
Administration Vehicles	Base - Admin	171	3032	43900	101	570750	B	69,933	-	84,000	77,000	35,000	128,000	64,000	64,000	66,000
Fire Vehicles	Fire	172	3032	43900	851	570750	A	-	277,184	700,000	700,000	295,000	725,000	1,106,000	132,000	65,000
Parking Enforcement Vehicles	Parking Enforcement	173	3032	43900	856	570750	B	-	19,900	-	-	30,000	32,000	32,000	-	34,000
Police Vehicles	Police	174	3032	43900	857	570750	A	121,469	171,160	250,000	228,577	214,000	368,000	475,000	538,000	549,000
Public Works Vehicles	Public Works	175	3032	43900	858	570750	A	512,000	626,323	582,000	563,000	315,000	820,000	734,000	930,000	1,128,000
Subtotal								703,402	1,094,567	1,616,000	1,568,577	889,000	2,073,000	2,411,000	1,664,000	1,842,000

Priority Scale
A= Essential and Immediate Need
B= Essential, but may be delayed
C= Optional but beneficial to the Village through increased productivity, safety, etc.
D= Optional but beneficial to the Village in social, cultural or aesthetic ways
F= Future project, no 2020 expenditures
N/A= Project complete, no 2020 or future expenditures

**Village of Oak Park
Fleet Replacement Fund
2020 - 2024**

Project: Administration Vehicle Replacement Priority Code: B Category: Machinery and Equipment



Description:
Replacement of 14 year old full size Animal Control van.

Justification:
Animal control van is rusting and larger than the requirements of our Health Department staff. Vehicle is to be replaced with a downsized vehicle with better fuel mileage and will be easier to maneuver and park. One Admin vehicle to replace repurposed squad with over 120,000 miles on it.

Current Status:
Replacement Schedule:
2020 - One Animal Control Van (\$35,000)
2021 - Four Admin. cars (\$32,000 each)
2022 - Two Admin. cars (\$32,000 each)
2023 - Two Admin. cars (\$32,000 each)
2024 - Two Admin. cars (\$33,000 each)

Funding Sources	Account Number	Actuals		Project	Year End	Recommended Project Budget				
		FY 2017	FY2018	Budget FY2019	Estimate FY 2019	FY2020	FY 2021	FY 2022	FY 2023	FY 2024
Interfund Transfer CIP #3095 (Non Bond Proceeds)	3032.41300.101.491495	69,933	-	84,000	77,000	35,000	128,000	64,000	64,000	66,000
Disposal Proceeds	3032.43900.101.570750	4,359								
Total:		74,292	-	84,000	77,000	35,000	128,000	64,000	64,000	66,000
Expenditures										
Vehicles	3032.43900.101.570750	69,933	-	84,000	77,000	35,000	128,000	64,000	64,000	66,000
Total:		69,933	-	84,000	77,000	35,000	128,000	64,000	64,000	66,000

**Village of Oak Park
Fleet Replacement Fund
2020 - 2024**

Project: Fire Vehicle Replacement

Priority Code: A

Category: Machinery and Equipment



Description: Replacement of Fire Department vehicles.

Justification: The vehicles proposed for replacement have reached the end of their expected useful life. Newer year vehicles will offer modern technology and better fuel efficiency. In addition, it will supply the Fire Department with the most dependable, efficient and up-to-date emergency response equipment to better serve the residents of Oak Park. The Fire Department is increasing the ambulance fleet to 3 in service when staffing allows and 1 in reserve to handle the increase in calls in recent years. The majority of Fire calls are EMS related.

Current Status:

Replacement Schedule:

2020 - 2010 Fire Engine Pumper (\$725,000 order Q2 for delivery 2021) 2009 Ambulance (\$295,000)
 2021 - 2010 Fire Engine Pumper (\$750,000 order Q2 for delivery 2022)
 2022 - Two 2016 Hybrid Fusions (\$62,000), 2012 Ambulance (\$325,000)
 2023 - Two 2014 Expedition SUV (\$100,000)
 2024 - One 2006 Ford Pickup (\$65,000)

Funding Sources	Account Number	Actuals		Project Budget		Year End Estimate				
		FY 2017	FY 2018	FY2019	FY2019	Recommended Budget	FY 2020	FY2021	FY 2022	FY 2023
Interfund Transfer CIP #3095 (Non Bond Proceeds)	3032.41300.101.491495	-	277,184	700,000	700,000	295,000	725,000	1,106,000	132,000	65,000
Disposal proceeds	3032.43900.851.462476									
	Total:	-	277,184	700,000	700,000	295,000	725,000	1,106,000	132,000	65,000
Expenditures										
Vehicle Purchase	3032-43900-851-570750	-	277,184	700,000	700,000	295,000	725,000	1,106,000	132,000	65,000
	Total:	-	277,184	700,000	700,000	295,000	725,000	1,106,000	132,000	65,000

**Village of Oak Park
Fleet Replacement Fund
2020 - 2024**

Project: Parking Enforcement Vehicle Replacement

Priority Code: B

Category: Machinery and Equipment



Description:
Replacement of Parking Enforcement vehicles.

Justification:
Vehicles are operated mostly 24/7. The constant stop and go is very wearing on the vehicles. Regular replacement will keep repair costs down and officers on the street. Replacement is recommended at 8 years and before 100,000 miles. License Plate Readers (LPR's) are being added to several units increasing usage.

Current Status:
Replacement Schedule:
2020 - 2012 Ford Escape (\$30,000)
2021 - 2012 Ford Escape (\$32,000)
2022 - 2014 Ford Escape (\$32,000)
2023 - None
2024- 2016 Ford Escape (\$34,000)

Funding Sources	Account Number	Actuals		Project	Year End	Recommended Budget				
		FY 2017	FY 2018	Budget FY2019	Estimate FY2019	FY 2020	FY2021	FY 2022	FY 2023	FY 2024
Interfund Transfer CIP #3095 (Non Bond Proceeds)	3032.41300.101.491495	-	24,100	-	-	30,000	32,000	32,000	-	34,000
Disposal proceeds		-	4,200	-	-	-	-	-	-	-
Total:		-	19,900	-	-	30,000	32,000	32,000	-	34,000
Expenditures										
Vehicles	3032.43900.856.570750		19,900	-	-	30,000	32,000	32,000	-	34,000
Total:		-	19,900	-	-	30,000	32,000	32,000	-	34,000

**Village of Oak Park
Fleet Replacement Fund
2020 - 2024**

Project: Police Vehicle Replacement

Priority Code: A

Category: Machinery and Equipment



Description:

Replacement of Police Department vehicles.

Justification:

Police cars run 24/7. Age, mileage and wear and tear take their toll on these vehicles. Several vehicles have been sent out for roof repair due to rusting from constant environmental exposure. Newer vehicles require mostly just maintenance which is more controllable, whereas older vehicles require maintenance as well as repairs, which are not as controllable, or inexpensive. Newer vehicles will be more fuel efficient and have warranties, as well as more modern safety features for our officers. The recommended replacement schedule is four years for the frontline Patrol and 10 years on the unmarked units. Some Patrol units are repurposed as RBO, NRO, or SRO vehicles which are not as demanding, allowing the replacement time to be eight to 10 years in those positions. The replacements are more reliant upon time and condition as opposed to mileage as these vehicles only traverse a 4.5 square mile area, but run almost constantly.

Current Status:

Replacement Schedule:
 2020 - Six Marked and Unmarked Squad car replacements (One squad to be Ford hybrid, \$10,000 over the price of a Dodge Squad)
 2021 - Ten Marked and Unmarked Squad car replacements
 2022 - Thirteen Marked and Unmarked Squad car replacements
 2023 - Thirteen Marked and Unmarked Squad car replacements, One Cargo Van
 2024 - Eleven Marked and Unmarked Squad car replacements, Two Segways, Two CSO vehicles, One Cargo Van

Funding Sources	Account Number	Actuals		Project	Year End	Recommended Budget				
		FY 2017	FY 2018	Budget	Estimate	FY 2020	FY2021	FY 2022	FY 2023	FY 2024
Interfund Transfer CIP #3095 (Non Bond Proceeds)	3095-41300-101-413406	-	-	-	-	-	118,000	475,000	538,000	549,000
Interfund Transfer Federal RICO #2024	2024-42480-101-441485	150,494	189,668	250,000	228,577	214,000	250,000	-	-	-
Disposal proceeds		29,025	18,508							
	Total:	121,469	171,160	250,000	228,577	214,000	368,000	475,000	538,000	549,000
Expenditures										
Vehicles	3032-43900-857-570750	121,469	171,160	250,000	228,577	214,000	368,000	475,000	538,000	549,000
	Total:	121,469	171,160	250,000	228,577	214,000	368,000	475,000	538,000	549,000

**Village of Oak Park
Fleet Replacement Fund
2020 - 2024**

Project: Public Works Vehicle Replacement Priority Code: A Category: Machinery and Equipment



Description:
Replacement of Public Works Department vehicles. This category does not include Public Works vehicles assigned to the Water & Sewer Division, which are funded in the Water & Sewer Fund.

Justification:
Vehicles that are past their cost effective lives and have exceeded the evaluation criteria for retention are considered for replacement. The goal is to update the fleet with more fuel efficient vehicles and equipment, replacing vehicles and equipment that have passed their cost effective life. The Department is proposing to rebuild vehicles, where cost effective, and wear has not been detrimental to the chassis. The proposed schedule allows for a steady replacement schedule.

Current Status:
Replacement Schedule:
2020 - One Small Garbage Packer and One Small Aerial truck.
2021 - Three Admin vehicles, One Fleet Service Truck, One Ton Truck W Chipper Box and Plow, One Multi Use/Sweeper Sidewalk Vehicle, Three P/U w/Plows, One Large Dump Truck Rebuild w/Plow, First Sweeper Payment.
2022 - Two Admin vehicles, One Tow Truck, One Ton Truck w/Plow, One Asphalt Truck, One Small loader, Second Sweeper Payment
2023 - One Semi Tractor and Trailer, One Single Axle Dump Truck w/Chipper Box w/Plow, One Front End Loader, One Multi Use Sidewalk Vehicle, One Small loader, Third Sweeper Payment.
2024 - Three Admin Vehicles, One Large Aerial Bucket Truck, One Tree Stumper, One Multi Purpose Small Loader, One Front End Loader, One Tandem Axle Dump w/Spread and Plow, Two Portable Air Compressors, Two Hot Patch Trailers, Forth Sweeper Payment.

Funding Sources	Account Number	Actuals		Project	Year End		Recommended Budget			
		FY 2017	FY 2018	Budget FY2019	Estimate FY2019	FY 2020	FY2021	FY 2022	FY 2023	FY 2024
Interfund Transfer CIP #3095 (Non Bond Proceeds)	3095-41300-101-413406	512,000	677,405	431,000	412,000	315,000	820,000	734,000	930,000	1,128,000
Disposal proceeds			(51,082)							
2018 Budget				151,000	151,000					
Total:		512,000	626,323	582,000	563,000	315,000	820,000	734,000	930,000	1,128,000
Expenditures										
Vehicle Purchase	3032-43900-858-570750	512,000	626,323	582,000	563,000	315,000	820,000	734,000	930,000	1,128,000
Total:		512,000	626,323	582,000	563,000	315,000	820,000	734,000	930,000	1,128,000

EQUIPMENT REPLACEMENT FUND #3029

Fund Summary

The Equipment Replacement Fund tracks expenses related to major equipment purchases for Village departments. In recent years, purchases have focused on computer equipment as well as mobile computer applications for the Village Police Department.

EQUIPMENT REPLACEMENT FUND #3029 OPERATING BUDGET SUMMARY

	2017	2018	2019	Amended 2019	2019	2020
	<u>Actual</u>	<u>Actual</u>	<u>Budget</u>	<u>Budgeted</u>	<u>Y/E Estimate</u>	<u>Budget</u>
Interfund Transfer CIP	1,100,000	743,057	-	-	-	1,500,000
Miscellaneous Revenue	-	-	-	-	-	-
Grants	-	-	-	-	85,176	182,984
Lease Financing	5	-	-	-	-	-
Total Revenue	<u>1,100,005</u>	<u>743,057</u>	<u>-</u>	<u>-</u>	<u>85,176</u>	<u>1,682,984</u>
Capital Outlay	954,079	327,761	883,842	1,034,643	721,682	2,066,336
Transfer to Main Capital Improvement Fund	-	-	700,000	700,000	700,000	-
Total Expenditures	<u>954,079</u>	<u>327,761</u>	<u>1,583,842</u>	<u>1,734,643</u>	<u>1,421,682</u>	<u>2,066,336</u>
Net Surplus (Deficit)	<u>145,926</u>	<u>415,296</u>	<u>(1,583,842)</u>	<u>(1,734,643)</u>	<u>(1,336,506)</u>	<u>(383,352)</u>
Beginning Audited Fund Balance 1/1/19					1,743,004	
2019 Projected Surplus (Deficit)					<u>(1,336,506)</u>	
Ending Projected Fund Balance 12/31/19					<u>406,498</u>	
Estimated Fund Balance 1/1/20						406,498
2019 Budgeted Surplus (Deficit)						<u>(383,352)</u>
Ending Estimated Fund Balance 12/31/20						<u>23,146</u>

**Village of Oak Park
Equipment Replacement Fund Summary
2020 - 2024**

Equipment Replacement Fund (3029)								Actuals		Budget	Year End Estimate	Budget				
Project (*Indicates New Project for 2020)	Additional Detail	Page #	Fund	Dept	Prgm	Account	Priority Code	FY 2017	FY 2018	FY 2019	FY 2019	FY 2020	FY 2021	FY 2022	FY 2023	FY 2024
Customer Service Request Management (CSRM)*	Public Works	178	3029	41200	905	570711	F	-	-	-	-	-	75,000	-	-	-
EMS Cardiac Monitors	Fire Department	179	3029	41300	714	570710	A	-	65,000	36,000	36,000	72,000	-	-	-	-
Station Alerting System	Fire Department	180	3029	41300	714	570710	N/A	-	-	62,500	62,500	-	-	-	-	-
EMS Oxygen Fill Station	Fire Department	181	3029	41300	714	570710	N/A	7,793	-	-	-	-	-	-	-	-
Patient Care Reporting Computers	Fire Department	182	3029	41300	714	570710	A	-	-	22,467	22,467	5,400	-	-	-	-
SCBA, Ambulance PowerLoad Lift System and Cots	Fire Department	183	3029	41300	714	570710	A	-	-	21,875	85,176	209,800	-	-	-	-
Rescue/Extrication E-Hydraulics Tools	Fire Department	184	3029	41300	714	570710	A	-	-	20,000	19,755	30,000	20,000	-	-	-
Traffic Control Preemption Equipment	Fire Department	185	3029	41300	714	570710	B	-	-	-	-	31,646	-	-	-	-
Enterprise Content Management	Information Technology	186	3029	41300	905	570711	N/A	89,391	18,995	-	-	-	-	-	-	-
Fiber Infrastructure	Information Technology	187	3029	41300	884	540690	A	-	-	300,000	22,000	1,394,490	-	-	-	-
PC and Laptop Replacement	Information Technology	188	3029	41300	905	570720	A	69,205	35,495	45,000	45,000	79,000	75,000	75,000	75,000	-
Printer Replacement	Information Technology	189	3029	41300	905	570294	A	2,306	2,134	3,000	2,000	3,000	3,000	3,000	3,000	-
Servers and Network Infrastructure	Information Technology	190	3029	41300	884	570720	A	80,104	74,806	125,000	85,000	95,000	85,000	85,000	85,000	-
VH Video & Control Access Security	Information Technology	191	3029	41300	905	570720	N/A	211,833	3,073	-	-	-	-	-	-	-
Police Mobile Technology	Police Department	192	3029	41300	906	570720	A	54,730	36,783	56,000	56,000	56,000	59,000	56,000	56,000	-
Parking Technology	Police Department	193	3029	41300	906	570710	A	3,000	-	279,500	285,784	88,000	77,000	77,000	77,000	-
Parking Technology	Police Department	193	3029	41300	906	570711	A	-	-	-	-	2,000	-	-	-	-
Total								518,362	236,286	971,342	721,682	2,066,336	394,000	296,000	296,000	-

Priority Scale
A= Essential and Immediate Need
B= Essential, but may be delayed
C= Optional but beneficial to the Village through increased productivity, safety, etc.
D= Optional but beneficial to the Village in social, cultural or aesthetic ways
F= Future project, no 2020 expenditures
N/A= Project complete, no 2020 or future expenditures

**Village of Oak Park
Equipment Replacement Fund Project Sheet
2020 - 2024**

Project: Customer Service Request Management (CSRM) Priority Code F

Category: Machinery and Equipment



Description:

The Customer Service Request Management (CSRM) system would provide a comprehensive tool for providing the tracking of resident or business requests for service.

Justification:

Currently requests for service from residents or businesses are received via phone calls, emails or the Village website. Except for an Access database used by the Public Works Department there is no comprehensive software program that tracks these customer contacts. This system would improve customer contacts and follow up.

Current Status:

Staff has been reviewing possible programs that may work for the Village. In 2020 a recommendation will be made on the preferred vendor.

Funding Sources	Account Number	Actuals		Budget FY2019	Year End Estimate FY2019	Budget				
		FY 2017	FY 2018			FY 2020	FY2021	FY 2022	FY 2023	FY 2024
Transfer From CIP Fu	3029.41300.101.491495	-	-	-	-	-	75,000	-	-	-
Total:		-	-	-	-	-	75,000	-	-	-
Expenditures										
Content Management	3029.41300.905.570711	-	-	-	-	-	75,000	-	-	-
Total:		-	-	-	-	-	75,000	-	-	-

**Village of Oak Park
Equipment Replacement Fund Project Sheet
2020 - 2024**

Project: Fire Department Cardiac Monitor Replacement

Priority Code: A

Category: Machinery and Equipment



Description:

Fire Department Cardiac Monitor Replacement program 2017- 2020. Cardiac Monitors used by the Fire Department Paramedics are used not just for cardiac rhythms interpretation, they are used to determine differential diagnoses, determine treatment for cardiac issues, defibrillate, take blood pressures, monitor oxygen levels and ensure proper endotracheal intubation placement.

Justification:

Currently, two of the seven cardiac monitors have exceeded the five-year life cycle set by the American Heart Association and the eight-year life cycle set by the industry standards due to new technology upgrades, maintenance issues and decrease trade-in value of monitors. The E Series is now labeled as a legacy product which means Zoll will no longer update the product to be equipped to handle the new technology that our surrounding hospitals are upgrading to receive 12 leads transmission from our current monitors. Staff recommends replacing the monitors with the same brand (Zolls) due to short learning curve and reduces the chances for errors or delay in patient care. The two E Series monitor purchased in 2012 will be replaced in 2020 with Zoll X Series monitor.

Current Status:

(1) New Zoll X Series monitors placed in service on front-line ambulances in 2019. (3) Zoll X Series monitors are in service on third/reserve ambulance and ALS Engine (E603). (2) E Series monitors purchased in 2012 are currently in service on ALS Engine (E601) and Truck (T631). The Fire Department's cardiac monitor replacement program will be completed in 2020 when the final (2) E Series will be replaced.

Funding Sources	Account Number	Actuals		Budget FY2019	Year End Estimate FY2019	Budget				
		FY 2017	FY 2018			FY 2020	FY2021	FY 2022	FY 2023	FY 2024
Transfer From CIP Fund #3095	3029-41300-101-491495	-	65,000	-	-	72,000	-	-	-	-
Fund Balance				36,000	36,000					
Total:		-	65,000	36,000	36,000	72,000	-	-	-	-
Expenditures										
EMS Cardiac Monitors	3029.41300.714.570710	-	65,000	36,000	36,000	72,000	-	-	-	-
Total:		-	65,000	36,000	36,000	72,000	-	-	-	-

**Village of Oak Park
Equipment Replacement Fund Project Sheet
2020 - 2024**

Project: Fire Department Station Alerting System Priority Code: N/A Category: Machinery and Equipment



Description:
The Fire Department's Station Alerting System is an essential communication tool that processes calls for service from the 911 center to the fire department. This consists of equipment at both the dispatch center and the fire stations to quickly get information from the dispatcher to the Firefighter/Paramedics. Equipment includes speakers, lights, sign boards, processing computer/programs and redundancy components.

Justification:
The current equipment was originally obtained in 2000 with off-the-shelf parts that were purchased with low cost being the priority. It consists of a VHF Federal Signal Informer wired into a home-built amplifier system. For lighting we were able to purchase a delay timer off the internet and wire it to a fan relay to power the lights. The system is provisional and does not always work correctly. Tones are startling and the voice quality is terrible. This subsequently forces fire companies to walk to their vehicles and check the computer screen to see what the address and nature of the call is because it is unintelligible over the system. Through the years we have had to replace multiple components that are increasingly difficult to acquire due to the age of the products and the advancements in the standards for station alerting systems. Programming and modifying the alert boxes themselves is nearly impossible due to the fact that the computer operating software no longer works with the hardware. Attempts were also made using resistors and relay timers to create "ramped tone" style alerts with minimal lasting success. We have also attempted to wire in a backup system using radio pagers and amplifiers, but this did not work as well as hoped and was not an effective redundant alerting system for an area as busy as ours. After an extensive evaluation of our alerting methods via a committee the following deficiencies were found:

- Tones not meeting NFPA 1500 "Standard on Fire Department Occupational Safety and Health Program".
- Delayed dispatches not meeting NFPA 1710 "Standard for the Organization and Deployment of Fire Suppression Operations, Emergency Medical Operations, and Special Operations to the Public by Career Fire Departments".
- Equipment failure and setup not meeting NFPA 1221 "Standard for the Installation, Maintenance and Use of Emergency Services Communications Systems".
- Inter-operable deficiencies relating to the dispatch and response of calls for mutual aid.

Current Status:
At this time the current station alerting system is operating but has reached its service life. The system cannot no longer be upgraded or serviced due to the age of the equipment.

Funding Sources	Account Number	Actuals		Budget	Year End	Budget					
		FY 2017	FY 2018	FY2019	Estimate	FY 2020	FY2021	FY 2022	FY 2023	FY 2024	
Fund Balance		-	-	62,500	62,500						
Total:		-	-	62,500	62,500	-	-	-	-	-	-
Expenditures											
Station Alerting System	3029.41300.714.570710			62,500	62,500						
Total:		-	-	62,500	62,500	-	-	-	-	-	-

**Village of Oak Park
Equipment Replacement Fund Project Sheet
2020 - 2024**

Project: Fire Department Oxygen Fill Station Replacement Priority Code: N/A Category: Machinery and Equipment



Description: Current Replacement
 Medical oxygen cascade and fill station system is used to fill the on-board oxygen cylinders on the three ambulances and portable oxygen bottles carried with all EMS equipment.

Justification:
 Current medical oxygen cascade and fill station system does not provide protection to the operator from over-pressure and fragmentation. The current system is outdated and is a safety concern due to not being an enclosed system. Replacement OXY-1S service life with proper maintenance is 30+ years.

Current Status:
 In-service at Fire Station 1: Current set-up meets the minimum OSHA and IDOL standards.

Funding Sources	Account Number	Actuals		Budget FY2019	Year End Estimate FY2019	Budget				
		FY 2017	FY 2018			FY 2020	FY2021	FY 2022	FY 2023	FY 2024
Transfer From CIP Fund #309:	3029.41300.101.491495	7,793		-	-	-	-	-	-	-
Total:		7,793		-	-	-	-	-	-	-
Expenditures										
EMS Oxygen Fill Station	3029.41300.714.570710	7,793		-	-	-	-	-	-	-
Total:		7,793		-	-	-	-	-	-	-

**Village of Oak Park
Equipment Replacement Fund Project Sheet
2020 - 2024**

Project: Fire Department Mobile
Technology Upgrade

Priority Code: A

Category: Machinery and Equipment



Description:
Fire mobile technology includes Patient Care Reporting (PCR) Computers, Mobile Data Computer (MDC), Printers and Incident Command Computers .

Justification:
Routine replacement of end-user equipment is a standard practice in most businesses to run many modern software applications in the function of daily office and field operations. Maintaining system current helps ensure a secure environment and efficient operations. This equipment has an anticipated lifespan of 3 to 4 years.

Current Status:
Fire Department adding new computer to the Mobile Command Unit. Computers will be replaced as part of the 3 to 4 year replacement cycle.

Funding Sources	Account Number	Actuals		Budget FY2019	Year End Estimate FY2019	Budget					
		FY 2017	FY 2018			FY 2020	FY2021	FY 2022	FY 2023	FY 2024	
Fund Balance		-	-	22,467	22,467	5,400					
Total:		-	-	22,467	22,467	5,400	-	-	-	-	-
Expenditures											
Patient Care Reporting Computers	3029.41300.714.570710			22,467	22,467						
Mobile Command Unit Computer Equipment	3029.41300.714.570710					5,400					
Total:		-	-	22,467	22,467	5,400	-	-	-	-	-

**Village of Oak Park
Equipment Replacement Fund Project Sheet
2020 - 2024**

Project: Fire Department Self Contained Breathing Aparatus, Ambulance PowerLoad Lift System and Cots

Priority Code: A

Category: Machinery and Equipment



Description:

Assistance to Firefighter Grant (AFG) Funded equipment SCBAs, Ambulance PowerLoad Lift System and Cots

Justification:

The Fire Department was awarded a federal grant through the Assistance to Firefighter Program. The funding is going to be used for the following equipment: New Self Contained Breathing Apparatus Units includes extra bottles, facepieces, and rapid intervention packs and Two Ambulance Powerload Lift Systems with new cots.

Current Status:

The Village of Oak Park accepted the grant. The Fire Department is in the process of reviewing the award package.

Funding Sources	Account Number	Actuals		Budget FY2019	Year End Estimate FY2019	Budget				
		FY 2017	FY 2018			FY 2020	FY2021	FY 2022	FY 2023	FY 2024
Transfer From CIP Fund #3095	3029.41300.101.491495	-	-	21,875	-	26,816	-	-	-	-
Assistance to Firefighter Federal Grant Funding		-	-	-	85,176	182,984	-	-	-	-
Total:		-	-	21,875	85,176	209,800	-	-	-	-
Expenditures										
SCBA Equipment	3029.41300.714.570710	-	-	21,875	-	209,800	-	-	-	-
Power Load Lift System and Cots	3029.41300.714.570710	-	-	-	85,176	-	-	-	-	-
Total:		-	-	21,875	85,176	209,800	-	-	-	-

**Village of Oak Park
Equipment Replacement Fund Project Sheet
2020 - 2024**

Project: Fire Department Rescue/Extrication E-Hydraulics Tools

Priority Code: A

Category: Machinery and Equipment



Description:

Fire Department Replacement Program Rescue/Extrication Tools is a multipurpose tool that is used for rapid vehicle extrications and can be used in a variety of rescue scenarios.

Justification:

Existing Rescue/Extrication tools have reached their service life and parts are no longer available due to the age of the equipment. The Fire Department is requesting to replace tools over a three year period.

Current Status:

(1) Rescue/Extrication Tool is out of service on T631. (2) Rescue/Extrication Tools are in service on Engines.

Funding Sources	Account Number	Actuals		Budget FY2019	Year End Estimate FY2019	Budget				
		FY 2017	FY 2018			FY 2020	FY2021	FY 2022	FY 2023	FY 2024
Transfer From CIP Fund #3095	3029.41300.101.491495	-	-	-	-	30,000	20,000	-	-	-
Fund Balance				20,000	19,755					
Total:		-	-	20,000	19,755	30,000	20,000	-	-	-
Expenditures										
Rescue/Extrication Tools	3029.41300.714.570710			20,000	19,755	30,000	20,000	-	-	-
Total:		-	-	20,000	19,755	30,000	20,000	-	-	-

**Village of Oak Park
Equipment Replacement Fund Project Sheet
2020 - 2024**

Project: Traffic Control Preemption Equipment

Priority Code: B

Category: Machinery and Equipment



Description:

The Fire Department is requesting to purchase and install GPS-based traffic control equipment in nine(9) fire vehicles. This request also includes the management software to operate and modify the system.

Justification:

The Village of Oak Park is upgrading select traffic signals to a Global Positioning Satellite (GPS) preemption traffic control system. Upgrading to the GPS preemption system will allow the Fire Department to be more efficient in delivering services. This newer technology will improve response times due to a more predictable and timely activation, reduce dangerous situations at the intersections and reduce the impact on vehicle traffic due to GPS preemption activation times being minimized.

Current Status:

The Village of Oak Park's current preemption system is Infrared technology which is a line of sight system.

Funding Sources	Account Number	Actuals		Budget FY2019	Year End Estimate FY2019	Budget				
		FY 2017	FY 2018			FY 2020	FY2021	FY 2022	FY 2023	FY 2024
Transfer From CIP Fund #3095	3029.41300.101.491495	-	-	-	-	31,646	-	-	-	-
Total:		-	-	-	-	31,646	-	-	-	-
Expenditures										
Traffic Control Preemption Equipment	3029.41300.714.570710	-	-	-	-	29,250	-	-	-	-
GPS based Emergency Traffic Signal Preemption Software	3029.41300.714.570710	-	-	-	-	2,396	-	-	-	-
Total:		-	-	-	-	31,646	-	-	-	-

**Village of Oak Park
Equipment Replacement Fund Project Sheet
2020 - 2024**

Project: Enterprise Content Management (ECM) Priority Code: N/A Category: Machinery and Equipment



Description:

Enterprise Content Management (ECM) system allows organizations to securely manage and share documents, photos and other content. Other systems and processes may integrate with ECM as a primary repository of documents.

Justification:

The Laserfiche ECM system continues to build as our repository of documents is utilized for specific workflow processes. This system advances staff capabilities in organizing and retrieving documents, particularly of older paper documents.

Current Status:

Legacy PaperVision documents migrated. ID card & security access request process implemented. Legacy meeting agenda document migration process implemented. We are working on FOIA and Mobile Technology Request process. Operating departments will digitize old microfilm documents which will be stored in this system.

Funding Sources	Account Number	Actuals		Budget FY2019	Year End Estimate FY2019	Budget				
		FY 2017	FY 2018			FY 2020	FY2021	FY 2022	FY 2023	FY 2024
Transfer From CIP Fund #3095	3029.41300.101.491495	89,391	18,995	-	-	-	-	-	-	-
Total:		89,391	18,995	-	-	-	-	-	-	-
Expenditures										
Content Management Software	3029.41300.905.570711	89,391	18,995	-	-	-	-	-	-	-
Total:		89,391	18,995	-	-	-	-	-	-	-

**Village of Oak Park
Equipment Replacement Fund Project Sheet
2020 - 2024**

Project: Fiber Infrastructure Upgrade Priority Code: A Category: Machinery and Equipment



Description:

The Fiber infrastructure upgrade of village's Wide Area Network (WAN) is used in day-to-day operations to interconnect technology services to various village facilities, such as Pump Stations, Fire Stations, Village Hall, Public Works Center, Parking Garages and Police substation.

Justification:

This request is to replace a 15 to 20 year old system which currently has many fail points, subject to outages and limited capacity. This project was identified as a core system and infrastructure in the IT Strategic Plan in part due to the increased use of technological services and devices, e.g. video, data, voice, mobile devices and field activities. A Fiber WAN upgrade will significantly increase transmission speeds, build network resiliency and allow for anticipated future capacity of services with a consultant's projected life of an underground asset of 40 years.

Current Status:

On Nov. 4, 2019, board resolution approved an intergovernmental agreement (IGA) between the Village and Elementary School District 97 (D97) allowing District 97 to share the use of a Village fiber optic cabling system for up to a 20 year term subject to its future construction as recommended in the FY20 budget. Previous consulting IGA's determined that a long-term sustainable solution would be construction of a self-provisioned or owned fiber optic system. Additionally, the construction of the system serving both the Village and D97 is a more cost effective solution than individual systems.

Funding Sources	Account Number	Actuals		Budget	Year End Estimate	Budget				
		FY 2017	FY 2018	FY2019	FY2019	FY 2020	FY2021	FY 2022	FY 2023	FY 2024
Transfer From CIP Fund #3095	3029.41300.101.491495	-	-	-	-	1,394,490	-	-	-	-
Fund Balance		-	-	300,000	22,000	-	-	-	-	-
Parking Operating Revenues	Various	-	-	300,000	-	850,667	-	-	-	-
Water/Sewer Operating Revenues	5040.43730.101.444401	-	-	300,000	-	850,667	-	-	-	-
Total:		-	-	900,000	22,000	3,095,824	-	-	-	-
Expenditures										
Fiber Infrastructure	3029.41300.884.540690	-	-	300,000	22,000	1,394,490	-	-	-	-
Fiber Infrastructure	5060.43770.783.570707	-	-	100,000	-	283,556	-	-	-	-
Fiber Infrastructure	5060.43770.784.570707	-	-	100,000	-	283,556	-	-	-	-
Fiber Infrastructure	5060.43770.788.570707	-	-	100,000	-	283,556	-	-	-	-
Fiber Infrastructure	5040.43730.776.570707	-	-	300,000	-	850,666	-	-	-	-
Total:		-	-	900,000	22,000	3,095,824	-	-	-	-

**Village of Oak Park
Equipment Replacement Fund Project Sheet
2020 - 2024**

Project: PC and Laptop Replacement Priority Code: A Category: Machinery and Equipment



Description:
Routine replacement of outdated PC and laptop end-user equipment.

Justification:
This request is to replace old end-user equipment to run many modern software applications used in the departments day-to-day operations. Additionally, updated systems help to ensure a secure environment, minimize incompatibilities and promote efficient operations. The equipment has an anticipated lifespan of 3 to 4 years. This is a request to replace all of Police computers in 2020. Also part of this request is to replace some iPads over 4 years old and projectors purchased from 2012 to 2014 which are no longer providing quality images for meetings and training sessions.

Current Status:
We are in the process of replacing Fire computers. After this year, the oldest computers will be in the Police departments and will be 4 years old.

Funding Sources	Account Number	Actuals		Budget FY2019	Year End Estimate FY2019	Budget				
		FY 2017	FY 2018			FY 2020	FY2021	FY 2022	FY 2023	FY 2024
Transfer From CIP Fund #3095	3029.41300.101.491495	69,205	35,495	-	-	95,000	65,000	65,000	65,000	-
Fund Balance				45,000	45,000					
Total:		69,205	35,495	45,000	45,000	95,000	65,000	65,000	65,000	-
Expenditures										
PC, Laptop and Thin-client Equipment	3029.41300.905.570720	69,205	35,495	35,000	35,000	69,000	65,000	65,000	65,000	-
Other Operating Dept. Requests	3029.41300.905.570720	-	-	10,000	10,000	10,000	10,000	10,000	10,000	-
Total:		69,205	35,495	45,000	45,000	79,000	75,000	75,000	75,000	-

**Village of Oak Park
Equipment Replacement Fund Project Sheet
2020 - 2024**

Project: Printer replacement Priority Code: A Category: Machinery and Equipment



Description:
Replacement of outdated or broken printers

Justification:
This request is for replacement of printers. Printer breakdown occurs more frequently as they age or due to heavy usage and at times are not cost effective to repair. Newer printers are more efficient and compatible with evolving printer requirements, e.g. memory and processor. The anticipated lifecycle of this equipment is 5 years.

Current Status:
Most of the printers were replaced in 2014-2015 and generally are operating well. Funds are maintained and used when it is more cost effective to replace broken devices.

Funding Sources	Account Number	Actuals		Budget FY2019	Year End Estimate FY2019	Budget				
		FY 2017	FY 2018			FY 2020	FY2021	FY 2022	FY 2023	FY 2024
Transfer From CIP Fund #3095	3029.41300.101.491495	2,306	2,134	-	-	3,000	3,000	3,000	3,000	-
Fund Balance				3,000	2,000					
Total:		2,306	2,134	3,000	2,000	3,000	3,000	3,000	3,000	-
Expenditures										
Printers	3029.41300.905.570294	2,306	2,134	3,000	2,000	3,000	3,000	3,000	3,000	-
Total:		2,306	2,134	3,000	2,000	3,000	3,000	3,000	3,000	-

**Village of Oak Park
Equipment Replacement Fund Project Sheet
2020 - 2024**

Project: Server and Network Infrastructure Priority Code: A Category: Machinery and Equipment



Description:
Replacements of outdated computer server, storage and network equipment are core technologies in computer rooms and network cabinets. The servers support all departments in providing file, database, print, email, application, web, security and backup services. The network equipment enables data connectivity of all technologies from various village facilities to the central servers or to internet services. Equipment upgrades and relocating of services at time require electrical and data work..

Justification:
This request is to replace outdated equipment which provides technological services. Village maintains several physical servers for server virtualization on vmware platform and stand-alone servers for specific applications (ex. police video storage). In addition, several outdated network equipment supports the village Fiber Wide Area Network (WAN). Average equipment lifespan for this equipment is 4 to 5 years. Servers for different applications were purchased at various times and replacement/upgrades are spread out over years.

Current Status:
The outdated servers continue to be replaced. Many of network equipment is tied into the Fiber Wide Area Network (WAN) project which is delayed for 2019 and noted on its page. This change is also reflected on this page 2018 estimates and 2019 request.

Funding Sources	Account Number	Actuals		Budget FY2019	Year End Estimate FY2019	Budget				
		FY 2017	FY 2018			FY 2020	FY2021	FY 2022	FY 2023	FY 2024
Transfer From CIP Fund #3095	3029.41300.101.491495	80,104	74,806	-	-	95,000	85,000	85,000	85,000	-
Fund Balance				125,000	85,000					
Total:		80,104	74,806	125,000	85,000	95,000	85,000	85,000	85,000	-
Expenditures										
Servers, Storage & Network	3029.41300.884.570720	80,104	74,806	105,000	65,000	75,000	65,000	65,000	65,000	-
Data & power cable	3029.41300.884.570720	-	-	20,000	20,000	20,000	20,000	20,000	20,000	-
Fiber, WAN, Misc.	3029.41300.884.570720	-	-	-	-	-	-	-	-	-
Total:		80,104	74,806	125,000	85,000	95,000	85,000	85,000	85,000	-

**Village of Oak Park
Equipment Replacement Fund Project Sheet
2020 - 2024**

Project: VH Video & Control Access Security

Priority Code: N/A

Category: Machinery and Equipment



Description:

The replacement of facility video and control access system provides door keycard access and video security.

Justification:

Existing systems were beyond their "end of life" operating systems. Newer technology maximizes village technology infrastructure and improves quality and efficiency of service.

Current Status:

The video and control access project has been completed.

Funding Sources	Account Number	Actuals		Budget FY2019	Year End Estimate FY2019	Budget				
		FY 2017	FY 2018			FY 2020	FY 2021	FY 2022	FY 2023	FY 2024
Transfer From CIP Fund #3095	3029.41300.101.491495	211,833	3,073	-	-					
Parking Operating Revenues	Various	336,460	-	-	-					
Water/Sewer Operating Revenues	5040.43730.101.444401	134,275	57,688	-	-					
Transfer From Bldg. Imp. Fund #3012	3012.41300.101.491495	122,840	138,246	-	-					
Total:		805,408	199,007	-	-	-	-	-	-	-

Expenditures

Video & Control Access	3029.41300.905.570720	211,833	3,073	-	-					
Video & Control Access	3012.43790.101.540673	122,840	138,246	-	-					
Video & Control Access	5060.43770.783.570720	27,751	-	-	-					
Video & Control Access	5060.43770.101.570720	308,709	-	-	-					
Video & Control Access	5040.43730.776.570707	134,275	57,688	-	-					
Total:		805,407	199,007	-	-	-	-	-	-	-

**Village of Oak Park
Equipment Replacement Fund Project Sheet
2020 - 2024**

Project: Police Department Mobile Technology Upgrade

Priority Code: A

Category: Machinery and Equipment



Description:

Police mobile technology includes Mobile Data Computer (MDC), printer and in-car video equipment.

Justification:

This request is to replace several of the MDC equipment that are outdated or "end of life" status. The new equipment will provide a more reliable and responsive service in addition to more capabilities. The anticipated lifespan of the equipment is 4 years.

Current Status:

We continue to replace the old MDC and printers through combined efforts of Police, IT and PW Fleet.

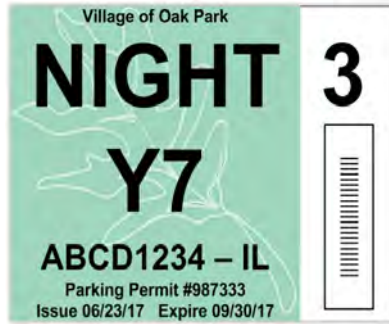
Funding Sources	Account Number	Actuals		Budget	Year End Estimate	Budget				
		FY 2017	FY 2018	FY2019	FY2019	FY 2020	FY2021	FY 2022	FY 2023	FY 2024
Transfer From CIP Fund #3095	3029.41300.101.491495	25,643	36,783	-	-	56,000	56,000	56,000	56,000	56,000
Fund Balance		29,087	-	56,000	56,000					
Total:		54,730	36,783	56,000	56,000	56,000	56,000	56,000	56,000	56,000
Expenditures										
MDC	3029.41300.906.570720	25,643	36,783	50,000	51,894	50,000	53,000	50,000	50,000	50,000
In-Car Video	3029.41300.906.570720	29,087	-	6,000	4,106	6,000	6,000	6,000	6,000	6,000
PEO Handheld & System	3029.41300.906.570720	-	-	-	-	-	-	-	-	-
Mobile LPR system	3029.41300.906.570720	-	-	-	-	-	-	-	-	-
Total:		54,730	36,783	56,000	56,000	56,000	59,000	56,000	56,000	56,000

**Village of Oak Park
Equipment Replacement Fund Project Sheet
2020 - 2024**

Project: Parking Technology Upgrade

Priority Code: A

Category: Machinery and Equipment



Description:

Parking technology includes permit, vehicle registration, citation and in-car Automated License Plate Recognition (ALPR) services and systems.

Justification:

The legacy 2004 system was replaced with a Unified Parking Solution system. As originally envisioned of going paperless and stickerless, additional License Plate Recognition (LPR) systems, printers and handheld devices are being added to meet these objectives.

Current Status:

A new Unified Parking Solution system was implemented in Q2-2019 for Parking Citation, Permits, Vehicle License and License Plate Recognition (LPR).

Funding Sources	Account Number	Actuals		Budget	Year End Estimate	Budget				
		FY 2017	FY 2018	FY2019	FY2019	FY 2020	FY2021	FY 2022	FY 2023	FY 2024
Parking Operating Revenues	Various	-	-	30,000	315,784	30,000	30,000	30,000	30,000	-
Transfer From CIP Fund #3095	3029.41300.101.491495	3,000	-	279,500	-	77,000	77,000	77,000	77,000	-
Fund Balance										
Total:		3,000	-	309,500	315,784	107,000	107,000	107,000	107,000	-
Expenditures										
Parking	5060.41300.793.570707	-	-	30,000	30,000	-	-	-	-	-
Citation	3029.41300.906.570711	-	-	-	-	2,000	-	-	-	-
PEO Handheld & System	3029.41300.906.570710	3,000	-	7,000	7,104	18,000	7,000	7,000	7,000	-
Mobile LPR system	3029.41300.906.570710	-	-	272,500	278,680	70,000	70,000	70,000	70,000	-
Total:		3,000	-	309,500	315,784	90,000	77,000	77,000	77,000	-

ENTERPRISE FUND OVERVIEW

Two of the Village's three enterprise funds have capital expenditures. Given their status as enterprises, it is expected that user fees cover the cost of operations as well as capital needs.

The Parking Fund and Water and Sewer Funds are segregated from the rest of Village operations to make this relationship between costs and fees as clear as possible.

PARKING FUND #5060

EXECUTIVE SUMMARY

In densely populated Oak Park, with a population of 52,000 and an automobile population estimated at nearly 30,000, the limited supply of parking must be managed. The management of parking in the Village requires regulation about where and how parking is allowed, for how long and, in some cases, by whom. By managing the parking supply, most of which is on public property, the Village's Parking Services Department helps Oak Park residents and business owners meet their parking needs, while also maintaining the character of the community.

Parking Services manages publicly provided parking, four public parking garages, more than 100 off-street lots and nearly 1,500 meters. In addition, the department manages a comprehensive parking permit system that includes 3,600 quarterly, 24-hour parking permits, 2,300 quarterly on-street, overnight permits and some 2,500 permits for residents and their guests who request temporary on-street parking. The Parking Department also oversees the sale of Village Vehicle Stickers. Parking Services also reviews, researches and recommends the addition and revision of parking regulations within the Village as the staff liaison to the Transportation Commission.

Below is a revenue and expense table that illustrates the overall fund finances.

	2017	2018	2019	Amended	2019	2020
	<u>Actual</u>	<u>Actual</u>	<u>Budget</u>	<u>Budgeted</u>	<u>Y/E Estimate</u>	<u>Budget</u>
Garage Fees	2,071,415	2,071,248	1,800,000	1,800,000	1,700,000	1,735,000
Quarterly Parking Permits	1,967,018	2,430,856	2,999,990	2,999,990	2,999,990	2,999,990
On-Street Parking Permits	1,005,739	962,050	1,200,000	1,200,000	1,200,000	1,200,000
Parking Meter Collections	1,100,204	991,275	1,400,000	1,400,000	1,400,000	1,400,000
Miscellaneous Revenue	25,748	215,777	-	-	-	-
Grants	-	-	-	-	-	-
Non-Cash Contributions	-	4,000,000	-	-	-	-
Transfers in	40,000	40,000	40,000	40,000	40,000	40,000
Total Revenue	<u>6,210,124</u>	<u>10,711,206</u>	<u>7,439,990</u>	<u>7,439,990</u>	<u>7,339,990</u>	<u>7,374,990</u>
Personal Services	805,363	773,103	721,897	721,897	752,524	673,802
Fringe Benefits	461,634	292,088	260,351	260,351	240,639	253,984
Materials & Supplies	121,497	152,817	223,600	223,600	245,947	137,600
Contractual Services	2,434,518	1,514,328	1,843,099	1,843,099	1,926,099	1,848,800
Capital Outlay	1,588,763	1,200,672	1,940,762	2,008,328	996,628	2,395,168
Debt Service	437,865	653,938	2,315,796	2,315,795	2,315,795	3,002,629
Loss on disposal of capital assets	-	798,417	-	-	-	-
Transfers Out	1,532,840	1,000,000	1,000,000	1,040,000	1,040,000	300,000
Total Expenditures	<u>7,382,480</u>	<u>6,385,363</u>	<u>8,305,505</u>	<u>8,413,070</u>	<u>7,517,632</u>	<u>8,611,983</u>
Net Surplus (Deficit)	<u>(1,172,356)</u>	<u>4,325,843</u>	<u>(865,515)</u>	<u>(973,080)</u>	<u>(177,642)</u>	<u>(1,236,993)</u>
Beginning Audited Cash Balance 1/1/19					3,867,527	
2019 Projected Surplus (Deficit)					<u>(177,642)</u>	
Ending Projected Cash Balance 12/31/19					<u>3,689,885</u>	
Estimated Cash Balance 1/1/20						3,689,885
2020 Budgeted Surplus (Deficit)						<u>(1,236,993)</u>
Ending Estimated Cash Balance 12/31/20						<u>2,452,892</u>

**Village of Oak Park
Parking Fund Capital Outlay Summary
2020 - 2024**

Parking Fund (5060)						Priority	Actual	Actual	Budget	Estimate	Budget	Budget	Budget	Budget	Budget
Project (*Indicates New Project for 2020)	Page #	Fund	Dept	Prgm	Account	Code	FY 2017	FY 2018	FY 2019	FY 2019	FY 2020	FY 2021	FY 2022	FY 2023	FY 2024
Bike Share Program	197	5060	43770	786	570707	N/A	272,008	40,895	-	-	-	-	-	-	-
Electric Vehicle Charging Stations	198	5060	43770	784	570707	A	20,660	-	-	-	-	-	-	-	-
Electric Vehicle Charging Stations	198	5060	43770	787	570707	A	-	-	72,762	72,762	-	50,000	-	50,000	-
Electric Vehicle Charging Stations	198	5060	43770	788	570707	A	24,944	-	-	-	-	-	-	-	-
Fiber Infrastructure Upgrade	199	5060	43770	783	570707	A	-	-	100,000	-	283,556	-	-	-	-
Fiber Infrastructure Upgrade	199	5060	43770	784	570707	A	-	-	100,000	-	283,556	-	-	-	-
Fiber Infrastructure Upgrade	199	5060	43770	788	570707	A	-	-	100,000	-	283,556	-	-	-	-
Maintenance & Repairs Program	200	5060	43770	783	570705	A	370,000	-	30,000	15,020	76,500	165,000	20,000	35,000	35,000
Maintenance & Repairs Program	200	5060	43770	784	570705	A	-	280,294	-	-	-	20,000	190,000	40,000	40,000
Maintenance & Repairs Program	200	5060	43770	788	570705	A	-	466,792	460,000	285,200	400,000	200,000	230,000	214,000	174,000
Lot Resurfacing, Landscaping and Maintenance Program	201	5060	43770	787	570707	A	73,260	135,093	324,566	139,646	300,000	300,000	300,000	275,000	275,000
On-Street Pay Stations	202	5060	43770	786	570707	A	-	249,893	250,000	247,000	250,000	250,000	250,000	250,000	250,000
On-Street Regulation Signs Upgrade	203	5060	43770	786	570707	B	33,035	-	200,000	150,000	200,000	200,000	200,000	200,000	-
Parking Wayfinding System	204	5060	43770	787	570707	B	-	-	280,000	-	280,000	200,000	200,000	200,000	200,000
Revenue Control System (Lic. Plate Software & Control Gate:	205	5060	43770	784	570707	N/A	67,640	-	-	-	-	-	-	-	-
Revenue Control System (Lic. Plate Software & Control Gate:	205	5060	43770	785	570707	N/A	-	-	38,000	38,000	-	-	-	-	-
Revenue Control System (Lic. Plate Software & Control Gate:	205	5060	43770	788	570707	N/A	109,078	-	-	-	-	-	-	-	-
Security Cameras and Intercom Upgrades	206	5060	43770	101	570720	N/A	308,709	-	-	-	-	-	-	-	-
Security Cameras and Intercom Upgrades	206	5060	43770	783	570720	N/A	27,751	-	-	-	-	-	-	-	-
Parking Technology Upgrade	207	5060	41300	793	570707	A	-	-	30,000	30,000	-	-	-	-	-
Parking Maintenance Vehicles	208	5060	43770	101	570750	B	-	-	-	-	-	-	-	35,000	36,000
Parking Maintenance Vehicles	208	5060	43770	783	570750	B	4,620	-	-	-	-	-	-	-	-
Parking Maintenance Vehicles	208	5060	43770	784	570750	B	1,476	-	-	-	-	-	-	-	-
Parking Maintenance Vehicles	208	5060	43770	786	570750	B	43,794	-	-	-	32,000	-	-	-	-
Parking Maintenance Vehicles	208	5060	43770	787	570750	B	16,681	-	-	-	-	-	-	-	-
Parking Maintenance Vehicles	208	5060	43770	788	570750	B	17,710	-	-	-	-	-	-	-	-
Total							<u>1,391,366</u>	<u>1,172,967</u>	<u>1,985,328</u>	<u>977,628</u>	<u>2,389,168</u>	<u>1,385,000</u>	<u>1,390,000</u>	<u>1,299,000</u>	<u>1,010,000</u>

Priority Scale
A= Essential and Immediate Need
B= Essential, but may be delayed
C= Optional but beneficial to the Village through increased productivity, safety, etc.
D= Optional but beneficial to the Village in social, cultural or aesthetic ways
F= Future project, no 2020 expenditures
N/A= Project complete, no 2020 or future expenditures

**Village of Oak Park
Parking Fund Capital Project Sheet
2020 - 2024**

Project: Bike Share Program

Priority Code: N/A

Category: Other/Miscellaneous



Description:

As part of the Village's Comprehensive Plan and Bicycle Plan there are goals to improve public transportation through a bike share program. In 2013, the Village Board approved seeking a grant to partner with the Cities of Chicago and Evanston to expand the Divvy Bike Share Program to Oak Park. In 2016, the Divvy Bike Share Program was implemented in Oak Park with the first thirteen stations deployed and operational. In 2018, the bike share program was terminated.

Justification:

In 2018, the bike share program was terminated. At this time, the Village is moving forward with dockless bike share and does not expect any staff or capital expenditures.

Current Status:

In 2018, the bike share program was terminated.

Funding Sources	Account Number	Actual FY 2017	Actual FY 2018	Budget FY2019	Estimate FY2019	Budget FY 2020	Budget FY2021	Budget FY 2022	Budget FY 2023	Budget FY 2024
Parking Operating Revenues	Various	272,008	40,895	-	-	-	-	-	-	-
Bikeshare Revenue		-	-	-	-	-	-	-	-	-
CMAP TAP Program Grant		-	-	-	-	-	-	-	-	-
	Total:	272,008	40,895	-	-	-	-	-	-	-
Expenditures										
Improvement Costs	5060.43770.786.570707	-	-	-	-	-	-	-	-	-
Phase II expansion	5060.43770.786.570707	-	-	-	-	-	-	-	-	-
Phase III expansion	5060.43770.786.570707	-	-	-	-	-	-	-	-	-
Phase IV expansion	5060.43770.786.570707	-	-	-	-	-	-	-	-	-
Ongoing station maintenance	5060.43770.786.570707	272,008	40,895	-	-	-	-	-	-	-
	Total:	272,008	40,895	-	-	-	-	-	-	-

**Village of Oak Park
Parking Fund Capital Project Sheet
2020 - 2024**

Project: Electric Vehicle Charging Stations

Priority Code: A

Category: Machinery and Equipment



Description:

The Village currently has seven dual electric vehicle (EV) charging stations located in the Holley Court, Lake & Forest, and Avenue Parking Garages. These stations are used every day and Parking and Mobility Services continually gets requests for additional stations. In 2017, the Village added stations to permit levels of the Holley Court Parking Garage. In 2019 5 stations (10 charge ports) were installed with Village Hall lot resurfacing. Two stations are for public use and three stations are for future Village fleet use. As the need for EV Charging Stations grows, the installation of EV Charging Stations will be needed in parking lots throughout the village.

Justification:

Installation provides a valued customer amenity for residents and visitors with electric vehicles while patronizing the Downtown and other areas. It also addresses the alternate transportation goals in both the Plan It Green and regional GoTo 2040 plans. As electric vehicle ownership continues to grow, the Village should seek continued opportunities to provide charging infrastructure. Additionally, as the Village begins to incorporate EV's into its fleet, the stations will be necessary.

Current Status:

Three stations are planned to be installed in 2021 and again in 2023, locations to be determined.

Funding Sources	Account Number	Actual FY 2017	Actual FY 2018	Budget FY2019	Estimate FY2019	Budget FY 2020	Budget FY2021	Budget FY 2022	Budget FY 2023	Budget FY 2024
Parking Operating Revenues	Various	45,604	-	72,762	72,762	-	50,000	-	50,000	-
Total:		45,604	-	72,762	72,762	-	50,000	-	50,000	-
Expenditures										
Purchase & Install New EV Station:	5060.43770.784.570707	20,660	-	-	-	-	-	-	-	-
Purchase & Install New EV Station:	5060.43770.787.570707	-	-	72,762	72,762	-	50,000	-	50,000	-
Purchase & Install New EV Station:	5060.43770.788.570707	24,944	-	-	-	-	-	-	-	-
Total:		45,604	-	72,762	72,762	-	50,000	-	50,000	-

**Village of Oak Park
Equipment Replacement Fund Project Sheet
2020 - 2024**

Project: Fiber Infrastructure Upgrade Priority Code: A Category: Machinery and Equipment



Description:

The Fiber infrastructure upgrade of the village's Wide Area Network (WAN) is used in day-to-day operations to interconnect technology services to various village facilities, such as Pump Stations, Fire Stations, Village Hall, Public Works Center, Parking Garages and Police substation.

Justification:

This request is to replace a 15 to 20 year old system which currently has many fail points, subject to outages and limited capacity. This project was identified as a core system and infrastructure in the IT Strategic Plan in part due to the increased use of technological services and devices, e.g. video, data, voice, mobile devices and field activities. A Fiber WAN upgrade will significantly increase transmission speeds, build network resiliency and allow for anticipated future capacity of services with a consultant's projected life of underground assets of 40 years.

Current Status:

On Nov. 4, 2019, board resolution approved an intergovernmental agreement (IGA) between the Village and Elementary School District 97 (D97) allowing District 97 to share the use of a Village fiber optic cabling system for up to a 20 year term subject to its future construction as recommended in the FY20 budget. Previous consulting IGA's determined that a long-term sustainable solution would be construction of a self-provisioned or owned fiber optic system. Additionally, the construction of the system serving both the Village and D97 is a more cost effective solution than individual systems.

Funding Sources	Account Number	Actuals		Budget	Year End	Budget				
		FY 2017	FY 2018	FY2019	Estimate	FY 2020	FY2021	FY 2022	FY 2023	FY 2024
Transfer From CIP Fund #3095	3029.41300.101.491495	-	-	-	-	850,666	-	-	-	-
Fund Balance		-	-	300,000	22,000	-	-	-	-	-
Parking Operating Revenues	Various	-	-	300,000	-	850,667	-	-	-	-
Water/Sewer Operating Revenues	5040.43730.101.444401	-	-	300,000	-	850,667	-	-	-	-
Total:		-	-	900,000	22,000	2,552,000	-	-	-	-

Expenditures

Fiber Infrastructure	3029.41300.884.540690	-	-	300,000	22,000	850,666	-	-	-	-
Fiber Infrastructure	5060.43770.783.570707	-	-	100,000	-	283,556	-	-	-	-
Fiber Infrastructure	5060.43770.784.570707	-	-	100,000	-	283,556	-	-	-	-
Fiber Infrastructure	5060.43770.788.570707	-	-	100,000	-	283,556	-	-	-	-
Fiber Infrastructure	5040.43730.776.570707	-	-	300,000	-	850,666	-	-	-	-
Total:		-	-	900,000	22,000	2,552,000	-	-	-	-

**Village of Oak Park
Parking Fund Capital Project Sheet
2020 - 2024**

Project: Parking Structure Maintenance Program Priority Code: A Category: Building Improvements



Description:

The Village has several parking garage structures that it needs to maintain. These structures range in age from 12 to 31 years old. The Village will contract for a study and maintenance plan that will be a guide for annual upkeep of the parking structures. The Village currently has four garages. Holley Court Garage was first built in 1984 with additions in 1986 and 2009. Avenue and OPRF Garages were built in 2003. Request for Proposals were solicited in July 2016 and a study was completed.

Justification:

An ongoing capital maintenance plan is needed to extend the useful life of the Village parking garage structures.

Current Status:

Oak Park River Forest High School Garage was completed in 2017. Additional floor, column, and masonry work is planned for 2020. Avenue Garage was completed in 2018. Holley Court began in 2018 and expected completion will be in 2020.

Funding Sources	Account Number	Actual FY 2017	Actual FY 2018	Budget FY2019	Estimate FY2019	Budget FY2020	Budget FY2021	Budget FY 2022	Budget FY 2023	Budget FY 2024
Parking Operating Revenues	Various	370,000	747,086	490,000	300,220	476,500	385,000	440,000	289,000	249,000
Total:		370,000	747,086	490,000	300,220	476,500	385,000	440,000	289,000	249,000
Expenditures										
Property Repair	5060.43770.783.570705	370,000	-	30,000	15,020	76,500	165,000	20,000	35,000	35,000
Property Repair	5060.43770.784.570705	-	280,294	-	-	-	20,000	190,000	40,000	40,000
Property Repair	5060.43770.788.570705	-	466,792	460,000	285,200	400,000	200,000	230,000	214,000	174,000
Total:		370,000	747,086	490,000	300,220	476,500	385,000	440,000	289,000	249,000

**Village of Oak Park
Parking Fund Capital Project Sheet
2020 - 2024**

Project: Lot Resurfacing, Landscaping and Maintenance Program

Priority Code: A

Category: Infrastructure Improvements



Description:

On-going resurfacing, landscaping and maintenance program of Village parking lots. The resurfacing is done in conjunction with the overall Village resurfacing program of streets and alleys.

Justification:

The Village owns or leases over 100 off-street parking lots. In addition, the Village sells over 3000 permits per quarter for these off-street parking lots. The Village has parking lot standards in the Village Code such as stormwater management, landscape areas, fencing, proper pavement and parking stall markings. The Village owned and leased parking lots follow these standards

Current Status:

In 2019 a 5-year CIP plan for lots was completed. In 2019, work is planned to seal-coat a selection of lots that are in fair condition to extend their life. Resurfacing of lots based on condition will continue in 2020 through 2024. In summer 2019, Parking Lot #100 adjacent to the Lexington Development on Clinton will be reconstructed. Costs for this work are shown with the Lexington Development CIP sheet within the Madison Street TIF Fund since the location is within the TIF limits.

In the past 10 years there has only been resurfacing activity. Going forward landscaping and other maintenance will take place.

Funding Sources	Account Number	Actual FY 2017	Actual FY 2018	Budget FY2019	Estimate FY2019	Budget FY 2020	Budget FY2021	Budget FY 2022	Budget FY 2023	Budget FY 2024
Parking Operating Revenues	Various	73,260	135,093	265,000	139,646	300,000	300,000	300,000	300,000	250,000
Total:		73,260	135,093	265,000	139,646	300,000	300,000	300,000	300,000	250,000

Expenditures

Re-Surfacing Report	5060.43770.787.570707	-	31,861	5,080	5,080	-	-	-	-	-
Re-Surfacing	5060.43770.787.570707	73,260	103,232	219,486	34,566	180,000	200,000	200,000	200,000	200,000
Landscaping and Maintenance	5060.43770.787.570707	-	-	100,000	100,000	90,000	100,000	100,000	75,000	75,000
Consultant	5060.43770.787.570707	-	-	-	-	30,000	-	-	-	-
Total:		73,260	135,093	324,566	139,646	300,000	300,000	300,000	275,000	275,000

**Village of Oak Park
Parking Fund Capital Project Sheet
2020 - 2024**

Project: On-Street Paystations Priority Code: A Category: Infrastructure Improvements



Description:

Parking and Mobility Services manages roughly 1,500 on-street metered spaces. As the Village looks at technology to improve efficiencies pay stations will be needed. These stations can offer pay-by-plate, pay and display, or pay-by-space technology. The new systems would provide better functionality as well as improve efficiencies for a better customer experience. The systems would also help with enforcement capabilities.

Justification:

The current parking meters are over 20 years old and have limited capabilities. The new meters (pay stations) would allow for efficient use and management of the parking system. The estimated cost for a unit is \$10,000 and will cost roughly \$1,000 to maintain annually. Each paystation will cover 8-15 spaces depending on the street design. The goal is to add 25 units/year.

Current Status:

In 2016, the Village produced Requests for Proposals (RFP) for a consultant to help with the process of research, procurement and installation of technology. In 2017, the Village began and completed a pilot program testing 5 providers of parking pay station equipment. In 2019 the Village is adding 28 pay stations.

Funding Sources	Account Number	Actual FY 2017	Actual FY 2018	Budget FY2019	Estimate FY2019	Budget FY 2020	Budget FY2021	Budget FY 2022	Budget FY 2023	Budget FY 2024
Parking Operating Revenues	Various	-	249,893	250,000	247,000	250,000	250,000	250,000	250,000	250,000
Total:		-	249,893	250,000	247,000	250,000	250,000	250,000	250,000	250,000
Expenditures										
Purchase of pay stations	5060.43770.786.570707	-	249,893	250,000	247,000	250,000	250,000	250,000	250,000	250,000
Total:		-	249,893	250,000	247,000	250,000	250,000	250,000	250,000	250,000

**Village of Oak Park
Parking Fund Capital Project Sheet
2020 - 2024**

Project: On-Street Regulation Signs Upgrade Priority Code: B Category: Infrastructure Improvements



Description:

Fabrication and installation of new/ revised Village-wide On-street regulation signs that will consolidate and create a more user friendly system to convey parking regulations to the public. Currently the Village has over 10,000 regulations signs.

Justification:

With over 10,000 regulations signs there is a need to consolidate and potentially simplify the presentation of the Village's parking regulations. When completed, this upgrade will provide a better customer service experience for the residents and visitors of Oak Park.

Current Status:

In 2019, the Village installed new consolidation parking regulation signs in the Parking Pilot Area and will be gathering feedback on the signs at the conclusion of the pilot period. Following a successful pilot, Village-wide conversion will be completed 2020-2023.

Funding Sources	Account Number	Actual FY 2017	Actual FY 2018	Budget FY2019	Estimate FY2019	Budget FY 2020	Budget FY2021	Budget FY 2022	Budget FY 2023	Budget FY 2024
Parking Operating Revenues	Various	33,035	-	200,000	150,000	200,000	200,000	200,000	200,000	-
Total:		33,035	-	200,000	150,000	200,000	200,000	200,000	200,000	-
Expenditures										
Sign Replacement (Fabrication)	5060.43770.786.570707	33,035	-	150,000	100,000	135,000	150,000	150,000	150,000	-
Sign Replacement (Installation)	5060.43770.786.570707	-	-	50,000	50,000	40,000	50,000	50,000	50,000	-
Consultant	5060.43770.786.570707	-	-	-	-	25,000	-	-	-	-
Total:		33,035	-	200,000	150,000	200,000	200,000	200,000	200,000	-

**Village of Oak Park
Parking Fund Capital Project Sheet
2020 - 2024**

Project: Parking Wayfinding System

Priority Code: B

Category: Infrastructure Improvements



Description:

Fabrication and installation of a new/ revised Village-wide Wayfinding System that will include the parking structures and off-street surface lots. The current system, installed in 2003, has over 600 signs and poles through the Villages over 100 surface lots and 3 parking structures.

Justification:

As a culturally rich community with multiple area's of interest including business corridors, a robust parking wayfinding system for tourists, residents and workers is important. It has been determined that the current wayfinding system is ineffective and needs to be improved.

Current Status:

Wayfinding System analysis and design (Project Phases 1 & 2) was completed in 2017. Fabrication and installation of parking wayfinding signage was to begin in 2018, but has been moved to 2020 to coincide with Lake Street and Madison Street streetscape projects. Work will continue in 2021 on Oak Park Avenue through 2024 to match signage throughout the rest of the Village.

Funding Sources	Account Number	Actual FY 2017	Actual FY 2018	Budget FY2019	Estimate FY2019	Budget FY 2020	Budget FY2021	Budget FY 2022	Budget FY 2023	Budget FY 2024
Parking Operating Revenues	Various	-	-	280,000	-	280,000	200,000	200,000	200,000	200,000
Total:		-	-	280,000	-	280,000	200,000	200,000	200,000	200,000
Expenditures										
Sign Replacement (Fabrication)	5060.43770.787.570707	-	-	215,000	-	215,000	150,000	150,000	150,000	150,000
Sign Replacement (Installation)	5060.43770.787.570707	-	-	65,000	-	65,000	50,000	50,000	50,000	50,000
Total:		-	-	280,000	-	280,000	200,000	200,000	200,000	200,000

**Village of Oak Park
Parking Fund Capital Project Sheet
2020 - 2024**

Project: Revenue Control System Priority Code: N/A Category: Building Improvements



Description:

The Village has three parking garages that operate with an automated revenue control system. This project includes installing license plate recognition (LPR) and additional control gates for nested parking on the roof of Holley Court and Avenue Parking Garages. This is the area where discount parkers are required to park, but the Village did not have the ability to monitor if the parkers were following requirements. It also includes installing LPR technology in the Lake & Forest Garage. The LPR technology will be part of the unified parking system upgrade as the Village will be looking at implementing LPR for on-street and off-street surface lot parking.

Justification:

License Plate Recognition will improve customer service by allowing individuals who have prepaid for hourly or monthly parking to exit the garage without scanning their ticket or keycard at the gate. In addition revenue control gates on the roof ensure that discount parkers are parking in the required area.

Current Status:

The Avenue and Holley Court Parking Garages now have a fully-fledged Revenue Control System, including License Plate Recognition (LPR) Software and nesting for employee discount cards on the roof levels installed in 2017. FY 2019 includes the Village's share of funding to add LPR to the Lake & Forest Garage, with Vantage providing additional funding as part of the cost sharing agreement.

Funding Sources	Account Number	Actual FY 2017	Actual FY 2018	Budget FY2019	Estimate FY2019	Budget FY 2020	Budget FY2021	Budget FY 2022	Budget FY 2023	Budget FY 2024
Parking Operating Revenues	Various	176,718	-	38,000	38,000	-	-	-	-	-
Total:		176,718	-	38,000	38,000	-	-	-	-	-

Expenditures

Revenue Control Upgrade Consultant	5060.43770.101.530667	-	-	-	-	-	-	-	-	-
Revenue Control System Upgrade	5060.43770.101.570707	-	-	-	-	-	-	-	-	-
Lic. Plate Software & Control Gates	5060.43770.784.570707	67,640	-	-	-	-	-	-	-	-
Lic. Plate Software & Control Gates	5060.43770.785.570707	-	-	38,000	38,000	-	-	-	-	-
Lic. Plate Software & Control Gates	5060.43770.788.570707	109,078	-	-	-	-	-	-	-	-
Total:		176,718	-	38,000	38,000	-	-	-	-	-

**Village of Oak Park
Parking Fund Capital Project Sheet
2020 - 2024**

Project: Security Camera and Intercom upgrades

Priority Code: N/A

Category: Building Improvements



Description:

The Village uses Security Cameras and intercoms in its public garages to monitor paystations and entrances and exits for vehicles and pedestrians. This allows for more efficiencies when monitoring three garages by reducing the number of personnel hours needed for operations.

Justification:

The current system is past its useful life and the Village continues to experience breakdowns.

Current Status:

The Village currently has cameras and intercoms in all of its garages.

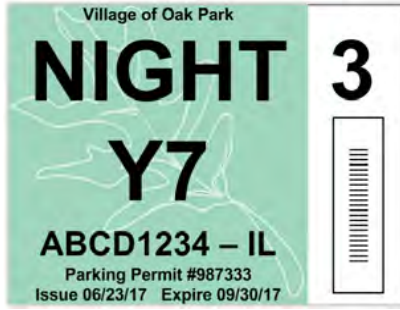
Funding Sources	Account Number	Actual FY 2017	Actual FY 2018	Budget FY2019	Estimate FY2019	Budget FY 2020	Budget FY2021	Budget FY 2022	Budget FY 2023	Budget FY 2024
Parking Operating Revenues	Various	336,460	-	-	-	-	-	-	-	-
Total:		336,460	-	-	-	-	-	-	-	-
Expenditures										
Purchase and installation of cameras/intercoms	5060.43770.101.570720	308,709	-	-	-	-	-	-	-	-
Purchase and installation of cameras/intercoms	5060.43770.783.570720	27,751	-	-	-	-	-	-	-	-
Total:		336,460	-	-	-	-	-	-	-	-

**Village of Oak Park
Equipment Replacement Fund Project Sheet
2020 - 2024**

Project: Project: Parking Technology Upgrade

Priority Code: A

Category: Machinery and Equipment



Description:

Parking technology includes permit, vehicle registration, citation and in-car Automated License Plate Recognition (ALPR) services and systems.

Justification:

The previous parking permit, citation, pass and vehicle registration systems were developed in-house in 2013 and therefore were outdated and costly to sustain. The PEO handhelds were replaced with refurbished equipment in 2015 to be compatible with this legacy system. A newer system utilizes a more cost-effective solution and allows the operating department to be more efficient in delivering services and implementing new policies in a more sustainable and customer-friendly manner.

Current Status:

A new vendor was selected in 2018 and implementation will be completed in 2019, including new license plate recognition (LPR) technology. Additional LPR and handheld units will be installed on parking and police vehicles in 2020-2024.

Funding Sources	Account Number	Actuals		Budget FY2019	Year End Estimate FY2019	Budget				
		FY 2017	FY 2018			FY 2020	FY2021	FY 2022	FY 2023	FY 2024
Parking Operating Revenues	Various	-	-	30,000	315,784	-	-	-	-	-
Transfer From CIP Fund #3095	3029.41300.101.491495	3,000	-	279,500	-	77,000	77,000	77,000	77,000	77,000
Total:		3,000	-	309,500	315,784	77,000	77,000	77,000	77,000	77,000
Expenditures										
Parking	5060.41300.793.570707	-	-	30,000	30,000	-	-	-	-	-
Citation	3029.41300.906.570711	-	-	-	-	2,000	-	-	-	-
PEO Handheld & System	3029.41300.906.570710	3,000	-	7,000	7,104	18,000	7,000	7,000	7,000	-
Mobile LPR system	3029.41300.906.570710	-	-	272,500	278,680	70,000	70,000	70,000	70,000	-
Total:		3,000	-	309,500	315,784	90,000	77,000	77,000	77,000	-

**Village of Oak Park
Parking Fund Capital Project Sheet
2020 - 2024**

Project: Parking Maintenance Vehicle Replacement

Priority Code: B

Category: Machinery and Equipment



Description:

Replacement of Parking and Mobility Services Department vehicles.

Justification:

Vehicles are used for meter change collections and maintenance. Regular replacement will keep repair costs down and employees on the street.

Current Status:

Replacement schedule:
 2020 - 2011 Ford Van (\$32,000)
 2021 - No vehicles scheduled for replacement
 2022 - No vehicles scheduled for replacement
 2023 - 2014 Ford van (\$35,000)
 2024 - One Admin vehicle (\$36,000)

Funding Sources	Account Number	Actual FY 2017	Actual FY 2018	Budget FY2019	Estimate FY2019	Budget FY 2020	Budget FY2021	Budget FY 2022	Budget FY 2023	Budget FY 2024
Parking Operating Revenues	Various	84,281	-	-	-	32,000	-	-	35,000	36,000
Total:		84,281	-	-	-	32,000	-	-	35,000	36,000

Expenditures

Vehicle Replacement	5060.43770.101.570750	-	-	-	-	-	-	-	35,000	36,000
Vehicle Replacement	5060.43770.783.570750	4,620	-	-	-	-	-	-	-	-
Vehicle Replacement	5060.43770.784.570750	1,476	-	-	-	-	-	-	-	-
Vehicle Replacement	5060.43770.786.570750	43,794	-	-	-	32,000	-	-	-	-
Vehicle Replacement	5060.43770.787.570750	16,681	-	-	-	-	-	-	-	-
Vehicle Replacement	5060.43770.788.570750	17,710	-	-	-	-	-	-	-	-
Total:		84,281	-	-	-	32,000	-	-	35,000	36,000

Water & Sewer Fund #5040

Fund Summary

The Department of Public Works is responsible for the oversight and management of the Public Works portion of this Fund through its Water & Sewer Division. In FY 2013, the Village Board approved the collapse of the Water and Sewer Funds into a single fund.

Water Services – Public Works is responsible for the delivery of safe, potable water to residents and businesses within the Village and for fire suppression. Purchased directly from the City of Chicago, water is stored in several sites throughout the Village and pumped through 105 miles of water mains. Personnel and contractors supported by this fund are responsible for the emergency replacement of broken mains as well as repair and exercising of system water valves and fire hydrants, repair and replacement of water meters and pumping equipment. The division also responds to requests for locating underground water facilities via the one call system Joint Utility Locating Information for Excavators (JULIE). Revenues for the Water Fund are generated through the users of the water system through quarterly metering. Rates are determined based on the charges from the City of Chicago for the delivery of water and the Village’s expenses and programming.

Sewer Services – Village sewage is transported to the interceptor sewers of the Metropolitan Water Reclamation District of Greater Chicago (MWDGC) where it is eventually treated and discharged into the receiving streams. Revenues for the Sewer fund are generated through the users of the water system as a portion of the utility charges. The Village does not pay the MWDGC for discharging to their sewers. Property owners are assessed on their property tax bill for this service. Although the current focus is on the actual infrastructure improvements it is not possible to have a valid conversation about the fund’s ability to pay for the costs of projects without also discussing the other expenses of the fund. Below is a revenue and expense table that illustrates the overall fund finances.

	2017	2018	2019	Amended 2019	2019	2020
	<u>Actual</u>	<u>Actual</u>	<u>Budget</u>	<u>Budgeted</u>	<u>Y/E Estimate</u>	<u>Budget</u>
Utility Sales	17,752,854	17,345,691	18,691,000	18,691,000	18,150,000	19,800,000
Miscellaneous Revenue	37,014	34,511	3,000	3,000	3,000	3,000
Scrap Revenue	7,724	6,515	6,000	6,000	3,000	3,000
Recovered Damages	18,540	25,081	10,000	10,000	30,000	10,000
Meter Charges	89,620	132,960	70,000	70,000	70,000	70,000
Penalty Charges	136,765	142,628	100,000	100,000	110,000	100,000
Transfers in	-	-	-	-	-	-
Total Revenue	<u>18,042,517</u>	<u>17,687,386</u>	<u>18,880,000</u>	<u>18,880,000</u>	<u>18,366,000</u>	<u>19,986,000</u>
Personal Services	914,378	883,210	1,012,907	1,012,907	880,310	1,133,528
Fringe Benefits	382,212	370,508	408,607	408,607	328,622	448,512
Materials & Supplies	221,626	236,323	321,350	321,350	287,646	304,400
Contractual Services	8,206,298	7,955,053	8,487,450	8,618,600	8,525,392	8,607,450
Capital Outlay	2,037,695	2,143,838	7,153,000	8,222,370	4,896,140	9,165,746
Debt Service	193,439	184,007	912,158	912,158	912,158	650,359
Transfers Out	<u>1,000,000</u>	<u>1,000,000</u>	<u>1,000,000</u>	<u>1,000,000</u>	<u>1,000,000</u>	<u>570,000</u>
Total Expenditures	<u>12,955,648</u>	<u>12,772,939</u>	<u>19,295,472</u>	<u>20,495,992</u>	<u>16,830,268</u>	<u>20,879,995</u>
Net Surplus (Deficit)	<u>5,086,869</u>	<u>4,914,447</u>	<u>(415,472)</u>	<u>(1,615,992)</u>	<u>1,535,732</u>	<u>(893,995)</u>
Beginning Audited Cash Balance 1/1/19					8,113,416	
2019 Projected Surplus (Deficit)					<u>1,535,732</u>	
Ending Projected Cash Balance 12/31/19					<u>9,649,148</u>	
Estimated Cash Balance 1/1/20						9,649,148
2020 Budgeted Surplus (Deficit)						<u>(893,995)</u>
Ending Estimated Cash Balance 12/31/20						<u>8,755,153</u>

Village of Oak Park
Water & Sewer Capital Outlay Summary
2020 - 2024

Water & Sewer Fund (5040)								Priority	Actuals		Budget	Year End Estimate	Recommended Budget			
<u>Project</u> (*Indicates New Project for 2020)	<u>Additional Description</u>	<u>Page #</u>	<u>Fund</u>	<u>Dept</u>	<u>Prgm</u>	<u>Account</u>	<u>Code</u>	FY 2017	FY 2018	FY 2019	FY 2019	FY 2020	FY 2021	FY 2022	FY 2023	FY 2024
Advanced Metering Infrastructure (AMI)- Software*	Capital Improvements	212	5040	43730	777	570711	C	-	-	-	-	-	55,000	-	-	-
Advanced Metering Infrastructure (AMI)- Construction*	Capital Improvements	212	5040	43730	777	570707	C	-	-	-	-	-	225,000	-	-	-
Austin Blvd. Resurfacing	Capital Improvements	213	5040	43750	777	570707	A	-	-	837,941	910,814	-	-	-	-	-
Austin Blvd. Resurfacing	Capital Improvements	213	5040	43750	781	570707	A	-	-	447,483	571,869	-	1,100,000	-	-	-
Central Pumping Sta. VFD Repl.	Capital Improvements	214	5040	43730	776	570707	A	-	-	100,000	-	640,000	35,000	220,000	-	-
Distribution System Water Sampling Sta.	Capital Improvements	215	5040	43730	776	570707	F	-	-	-	-	-	21,000	21,000	-	-
Division Street Resurfacing (Sewer Main)*	Capital Improvements	216	5040	43750	781	570707	B	-	-	-	-	-	225,000	-	-	-
Division Street Resurfacing (Water Main)*	Capital Improvements	216	5040	43730	777	570707	B	-	-	-	-	-	450,000	-	-	-
Emerson Site Streetscape and Utility Impr. (Water)	Capital Improvements	217	5040	43730	777	570707	N/A	176,423	-	-	-	-	-	-	-	-
Emerson Site Streetscape and Utility Impr. (Sewer)	Capital Improvements	217	5040	43750	781	570707	N/A	33,285	-	-	-	-	-	-	-	-
Fiber Infrastructure Upgrade	Capital Improvements	218	5040	43730	776	570707	A	-	-	300,000	-	850,666	-	-	-	-
Fillmore Water & Sewer Main Impr.	Capital Improvements	219	5040	43730	777	570707	N/A	191,110	-	-	-	-	-	-	-	-
Fillmore Water & Sewer Main Impr.	Capital Improvements	219	5040	43750	781	570707	N/A	571,236	-	-	-	-	-	-	-	-
Flood Mitigation Improvements- Berkshire	Capital Improvements	220	5040	43750	781	570707	N/A	-	526,498	1,197,689	1,197,689	-	-	-	-	-
Flood Mitigation Improvements- Berkshire	Capital Improvements	220	5040	43730	777	570707	N/A	-	103,419	63,744	63,744	-	-	-	-	-
Flood Mitigation Improvements- LeMoynes	Capital Improvements	221	5040	43750	781	570707	A	-	-	-	-	1,500,000	-	-	-	-
Flood Mitigation Improvements- General	Capital Improvements	222	5040	43750	781	570707	F	-	-	-	-	-	550,000	3,380,000	5,270,000	200,000
Interconnection Removals	Capital Improvements	223	5040	43730	777	570707	F	-	-	-	-	-	75,000	-	-	-
Lake St. Streetscaping and Resurf. (Sewer)	Capital Improvements	224	5040	43750	781	570707	A	-	-	1,200,000	-	1,250,000	-	-	-	-
Lake St. Streetscaping and Resurf. (Water)	Capital Improvements	224	5040	43730	777	570707	A	-	-	662,000	22,120	662,880	-	-	-	-
Lead Water Service Replacement Program- Private*	Capital Improvements	225	5040	43730	777	570707	A	-	-	-	-	-	-	-	200,000	200,000
Lead Water Service Replacement Program- Public*	Capital Improvements	226	5040	43730	777	570707	A	-	-	-	-	150,000	150,000	150,000	150,000	150,000
Lincoln Development Utilities (Sewer Main Installation)	Capital Improvements	227	5040	43750	781	570707	N/A	33,285	-	-	-	-	-	-	-	-
Lincoln Development Utilities (Water Main Relocation)	Capital Improvements	227	5040	43730	777	570707	N/A	88,423	-	-	-	-	-	-	-	-
Manhole/Catch Basin Rehabilitation*	Capital Improvements	228	5040	43730	781	570707	F	-	-	-	-	-	100,000	100,000	100,000	100,000
New Washer/Dryer for Water & Sewer Shop	Equipment	229	5040	43730	777	570710	N/A	1,000	-	-	-	-	-	-	-	-
New Washer/Dryer for Water & Sewer Shop	Equipment	229	5040	43750	781	570710	N/A	780	-	-	-	-	-	-	-	-
No. & So. Pumping Sta. Back Up Pumps	Capital Improvements	230	5040	43730	776	570706	F	-	-	-	-	-	-	-	30,000	-
No. & So. Pumping Sta. Back Up Pumps	Capital Improvements	230	5040	43730	776	570707	F	-	-	-	-	-	-	-	120,000	-
Oak Park Ave. Streetscaping and Resurf. (Sewer)	Capital Improvements	231	5040	43750	781	570707	A	-	-	-	-	-	-	2,000,000	-	-
Oak Park Ave. Streetscaping and Resurf. (Water)	Capital Improvements	231	5040	43730	777	570707	A	-	-	-	-	-	1,200,000	900,000	-	-
Permanent Generators at No. & So.Sta.	Capital Improvements	232	5040	43730	776	570707	A	-	-	-	-	300,000	275,000	-	-	-
Pump Stations Energy Study/Audit	Capital Improvements	233	5040	43730	776	570707	N/A	17,687	7,559	-	-	-	-	-	-	-
RainReady Grant Program	Capital Improvements	234	5040	43750	781	570707	D	16,300	59,145	112,780	112,780	91,000	91,000	91,000	91,000	45,000
Repl. of No. & So. Sta. Exterior Heat Pumps	Capital Improvements	235	5040	43730	776	570707	A	-	-	-	-	5,000	50,000	-	-	-
Security Improvements at Pumping Stations	Capital Improvements	236	5040	43730	776	570707	A	134,275	25,000	-	-	50,000	-	25,000	-	25,000
Sewer Backup Protection Program	Capital Improvements	237	5040	43750	781	570707	D	146,443	69,915	330,085	330,085	200,000	200,000	200,000	200,000	200,000
Water & Sewer Division Equipment	Equipment	238	5040	43730	776	570710	A	2,150	3,655	10,000	10,000	20,000	5,000	5,000	5,000	5,000
Water & Sewer Division Equipment	Equipment	238	5040	43730	777	570710	A	1,377	5,482	7,500	7,500	7,500	7,500	7,500	7,500	7,500
Water & Sewer Division Equipment	Equipment	238	5040	43750	781	570710	A	282	4,160	7,500	7,500	7,500	7,500	7,500	7,500	7,500
Water and Sewer Main Improvements- General (Water)	Capital Improvements	239	5040	43730	777	570707	A	52,981	1,221,710	-	-	-	1,500,000	1,500,000	1,500,000	1,500,000
Water and Sewer Main Improvements- General (Sewer)	Capital Improvements	239	5040	43750	781	570707	A	-	982,723	360,819	360,819	-	1,500,000	1,500,000	1,500,000	1,500,000
Water and Sewer Main Improvements- Clarence (Water)	Capital Improvements	240	5040	43730	777	570707	A	-	-	924,402	924,402	-	-	-	-	-
Water and Sewer Main Improvements- Augusta (Water)	Capital Improvements	241	5040	43730	777	570707	A	-	-	-	-	1,500,000	-	-	-	-
Water & Sewer Vehicle Replacement (Sewer)	Vehicles	242	5040	43750	781	570750	A	70,000	363,910	40,000	26,179	40,000	95,000	110,000	250,000	195,000
Water & Sewer Vehicle Replacement (Water)	Vehicles	242	5040	43730	777	570750	A	-	-	50,000	49,961	90,000	160,000	182,000	110,000	50,000

Water Meter Replacement	Capital Improvements	243	5040	43730	777	570707	A	162,478	135,750	200,000	150,000	850,000	850,000	100,000	100,000	100,000
Water Meter Replacement	Capital Improvements	243	5040	43750	781	570707	A	133,069	144,225	200,000	150,000	850,000	850,000	100,000	100,000	100,000
Water Valve Replacement Program	Capital Improvements	244	5040	43730	776	570707	A	-	22,179	-	-	-	-	-	-	-
Water Valve Replacement Program	Capital Improvements	244	5040	43730	777	570707	A	87,604	112,236	100,000	678	100,000	100,000	100,000	100,000	100,000
Total								<u>1,920,188</u>	<u>3,787,566</u>	<u>7,151,943</u>	<u>4,896,140</u>	<u>9,164,546</u>	<u>9,877,000</u>	<u>10,699,000</u>	<u>9,841,000</u>	<u>4,485,000</u>

Priority Scale
A= Essential and Immediate Need
B= Essential, but may be delayed
C= Optional but beneficial to the Village through increased productivity, safety, etc.
D= Optional but beneficial to the Village in social, cultural or aesthetic ways
F= Future project, no 2020 expenditures
N/A=Project Complete, no 2020 or future expenditures

**Village of Oak Park
Water & Sewer Capital Project Sheet
2020 - 2024**

Project: Advanced Metering Infrastructure (AMI)

Priority Code: C

Category: Machinery and Equipment



Description:

An Advanced Metering Infrastructure (AMI), also known as a Fixed Network, is defined as a metering system that records customer water consumption hourly or more frequently. This network provides for daily or more frequent transmittal of water measurements over a communication network to a central collection point. This project includes the installation of the AMI network (\$225,000) and a customer portal similar to the "Water Smart" Customer Web Portal (\$55,000).

Justification:

Many water utilities are migrating to AMI technology to gain the benefits of the advanced data stream. AMI provides increased customer service regarding water meter performance and near real-time data at the touch of your fingers. Data collection process will be increased by the ability to access Village wide readings from a single location. Reporting will also be improved to assist with management and planning. Customers will also have the ability to personally monitor their water meter and even receive emails due to leaks detected. This Network will also allow the Village to see real time water loss.

Current Status:

It is proposed to install this network at the same time as the comprehensive water meter changeout program shown on another project form.

Funding Sources	Account Number	Year End								
		Actuals		Budget	Estimate		Recommended Budget			
		FY 2017	FY 2018	FY2019	FY2019	FY 2020	FY2021	FY 2022	FY 2023	FY 2024
Water/Sewer Operating Revenues	5040.43730.101.444401	-	-	-	-	-	280,000	-	-	-
Total:		-	-	-	-	-	280,000	-	-	-
Expenditures										
Surveying (Phase I)		-	-	-	-	-	-	-	-	-
Design (Phase II)		-	-	-	-	-	-	-	-	-
Software	5040.43730.777.570711	-	-	-	-	-	55,000	-	-	-
Construction	5040.43730.777.570707	-	-	-	-	-	225,000	-	-	-
Total:		-	-	-	-	-	280,000	-	-	-

**Village of Oak Park
Capital Improvement Fund Project Sheet
2020 - 2024**

Austin Blvd. Resurfacing

Priority Code: A

Category: Infrastructure Improvements



Description:

This project includes the resurfacing of Austin Boulevard from Roosevelt Road to North Avenue along with sewer replacement in sections from Roosevelt Road to I-290. The Village is responsible for the west half of the street. The City of Chicago is responsible for the east half and also maintains the traffic signals. The City of Chicago will be resurfacing Austin Boulevard from Lake Street to North Avenue, including the Village's side, in the fall of 2019 and spring of 2020 using Federal and State funds. Funds are included in 2019 and 2020 for the Village's share of the City of Chicago project. The Village will also be doing a water main replacement project from Lake Street to Chicago Avenue in the spring of 2020 in advance of this work using Water funds.

Justification:

Austin Boulevard was last resurfaced in 1999 and will be in need of resurfacing in 2020. The combined sewer mains have been televised and based on their condition several sections of sewers not replaced as part of the 1999 project will need to be replaced in conjunction with the resurfacing project, primarily south of I-290. The water main between Lake Street and Chicago Avenue has had multiple breaks and inoperable valves and is in need of replacement. The City of Chicago received federal and state funds to resurface the section from Lake Street to North Avenue in 2019 and 2020 and the Village entered into an IGA for paying for the Village's half of the resurfacing project.

Current Status:

The Village awarded a water main improvement project from Lake Street to Chicago Avenue for construction in the spring of 2020 in advance of the City's resurfacing this portion of Austin. The Village's sewer and resurfacing project from Roosevelt Road to Lake Street will be designed in 2020 for construction in 2021.

Funding Sources	Account Number	Actuals		Budget	Year End Estimate	Recommended Budget				
		FY 2017	FY 2018	FY 2019	FY 2019	FY2020	FY 2021	FY 2022	FY 2023	FY 2024
Transfer from Debt Service	4025.41300.101.491425	-	50,000	-	-	480,000	400,000	-	-	-
FHWA Grant Revenue	3095.43780.101.431400	-	-	-	-	-	800,000	-	-	-
Main Capital Fund Revenues (Non-Deb)	Various	-	-	250,000	265,000	-	-	-	-	-
5040 Fund Revenues	5040.43730.101.444401	-	-	1,285,424	1,482,683	-	1,100,000	-	-	-
	Total:	-	50,000	1,535,424	1,747,683	480,000	2,300,000	-	-	-
Expenditures										
Surveying	3095.43780.101.570706	-	50,000	-	-	-	-	-	-	-
Environmental	3095.43780.101.530667	-	-	-	15,000	-	-	-	-	-
Construction Management	3095.43780.101.570951	-	-	-	-	-	200,000	-	-	-
Construction (Lake to North)	3095.43780.101.570951	-	-	250,000	250,000	480,000	-	-	-	-
Construction (Lake to Roosevelt)	3095.43780.101.570951	-	-	-	-	-	1,000,000	-	-	-
Construction (water)	5040.43750.777.570707	-	-	837,941	910,814	-	-	-	-	-
Construction (sewer)	5040.43750.781.570707	-	-	447,483	571,869	-	1,100,000	-	-	-

**Village of Oak Park
Water & Sewer Capital Project Sheet
2020 - 2024**

Project: Pumping Station Variable Frequency Drive Replacement Priority Code: A Category: Infrastructure Improvements



Description:

A Variable Frequency Drive (VFD) is a type of adjustable-speed motor drive used in electro-mechanical drive systems to control AC motor speed and torque by varying motor input frequency and voltage. A VFD reduces energy consumption and energy costs ensuring optimal motor application speed. This project also includes pump replacement. Work will occur at all three pumping stations.

Justification:

Many fixed-speed motor load applications that supply direct current from AC line power can save energy when they are operated at variable speed by means of VFD. In addition the VFD increases system performance by eliminating pressure surges that can cause damage to the potable water infrastructure, resulting in costly repairs and system downtime. In 2018 staff completed an Energy Study for all three pumping stations which identified a scope of work that will provide a more efficient pumping system.

Current Status:

In 2020 engineering work will begin for the Central Pumping Station VFD and pump replacement. In 2020 Central station replacement work will begin. In 2021 engineering for the North and South stations will begin. In 2022 North and South station work will take place.

Funding Sources	Account Number	Actuals		Budget	Year End Estimate	Recommended Budget				
		FY 2017	FY 2018			FY 2019	FY 2020	FY 2021	FY 2022	FY 2023
Water/Sewer Operating Revenues	5040.43730.101.444401	-	-	100,000	-	640,000	35,000	220,000	-	-
Total:		-	-	100,000	-	640,000	35,000	220,000	-	-

Expenditures

Surveying (Phase I)		-	-	-	-	-	-	-	-	-
Design (Phase II)	5040.43730.776.570707	-	-	100,000	-	100,000	35,000	-	-	-
Construction Management	5040.43730.776.570708	-	-	-	-	-	-	-	-	-
Construction	5040.43730.776.570707	-	-	-	-	540,000	-	220,000	-	-
Total:		-	-	100,000	-	640,000	35,000	220,000	-	-

**Village of Oak Park
Water & Sewer Capital Project Sheet
2020 - 2024**

Project: Distribution System Water Sampling Station Priority Code: F Category: Infrastructure Improvements



Description:

Sampling stations provide a safe and secure site for easy retrieval of water samples from the water main. It is proposed to install 12 stations throughout the community (costs to install approximately \$3,500 each).

Justification:

This project is designed specifically for collecting bacteriological samples at designated points directly from the water main. Provides 24/7 designated sampling sites to retrieve samples at any time versus sampling from businesses or public facilities. Sampling stations have been shown to lower false positive samples, speed collection times and reduce liability concerns. Sampling Stations have been approved for use by the EPA's Total Coliform Rule. This also allows for sampling at locations that currently are not sampled, specifically in residential areas.

Current Status:

This will be a two year program.

Funding Sources	Account Number	Actuals		Budget	Year End	Recommended Budget				
		FY 2017	FY 2018	FY2019	Estimate	FY 2020	FY2021	FY 2022	FY 2023	FY 2024
Water/Sewer Operating Revenues	5040.43730.101.444401	-	-	-	-	-	21,000	21,000	-	-
Total:		-	-	-	-	-	21,000	21,000	-	-
Expenditures										
Surveying (Phase I)		-	-	-	-	-	-	-	-	-
Design (Phase II)		-	-	-	-	-	-	-	-	-
Construction Management		-	-	-	-	-	-	-	-	-
Construction	5040.43730.776.570707	-	-	-	-	-	21,000	21,000	-	-
Total:		-	-	-	-	-	21,000	21,000	-	-

**Village of Oak Park
Capital Improvement Fund Project Sheet
2020 - 2024**

Division Street Resurfacing

Priority Code: B

Category: Infrastructure Improvements



Description:

This project includes the resurfacing of Division Street from Harlem Avenue to Austin Blvd. Division Street was last resurfaced in 2007. Staff will request federal STP funds to cover 80% of the construction costs. Design is anticipated to be completed in-house. Costs shown are the full construction costs at \$2.5M with an additional \$150,000 in construction management. If federal funds are able to be secured they would fund construction at an 80/20 rate. The project includes a separate, locally funded water and sewer project which includes sewer replacement from Grove Avenue to Oak Park Avenue. This was identified as a recommended project in the combined sewer master plan to address basement backups and water main replacement from East Avenue to Elmwood Avenue and to improve fire flows in the area which was identified as a recommended project in the Village's Water System Master Plan Report.

Justification:

Division Street was last resurfaced in 2007 but current pavement conditions indicate resurfacing may be necessary by 2021.

Current Status:

The pavement will be maintained with pavement patching and potentially Microsurfacing until it can be resurfaced.

Funding Sources	Account Number	Actuals		Budget		Recommended Budget				
		FY 2017	FY 2018	FY 2019	Year End Estimate FY 2019	FY 2020	FY 2021	FY 2022	FY 2023	FY 2024
Transfer from Debt Service	4025.41300.101.491425	-	-	35,000	35,000	-	2,970,000	-	-	-
5040 Fund Revenues	5040.43730.101.444401	-	-	-	-	-	675,000	-	-	-
Total:		-	-	35,000	35,000	-	3,645,000	-	-	-
Expenditures										
Surveying (Phase I)	3095.43780.101.570951	-	-	35,000	35,000	-	-	-	-	-
Design (Phase II)	3095.43780.101.570706	-	-	-	-	-	-	-	-	-
Construction Management	3095.43780.101.570951	-	-	-	-	-	270,000	-	-	-
Construction	3095.43780.101.570951	-	-	-	-	-	2,700,000	-	-	-
Construction (Sewer Main)	5040.43750.781.570707	-	-	-	-	-	225,000	-	-	-
Construction (Water Main)	5040.43730.777.570707	-	-	-	-	-	450,000	-	-	-
Total:		-	-	35,000	35,000	-	3,645,000	-	-	-

**Village of Oak Park
Capital Improvement Fund Project Sheet
2020 - 2024**

Project: Emerson Development - Parking Garage, Environmental, Site Str Priority Code: N/A Category: Infrastructure Improvements



Description:

This project involves the Village's share of environmental remediation, utility improvements, the creation of a new north-south street (Maple Avenue) and Streetscaping associated with the proposed Clark Street Development. The developer would design and construct the improvements. The utility improvements consist of installing new water and sewer mains on new Maple Avenue, replacing the water and sewer mains on Westgate and replacing the water main on North Blvd. The streetscape work involves pavements, concrete curb, lighting, brick pavements on Westgate along the development's frontage and bluestone sidewalks on Maple Avenue and Westgate from Maple Avenue to the cul-de-sac to reflect design elements selected from a future Lake Street streetscape as well as the Marion Street palette.

Justification:

Existing water and sewer utilities need replacement in the area of the development and a new north-south street, Maple Avenue, needs to be created with new utilities to service this proposed development. ComEd must relocate equipment on existing right of way and Village property to allow for the construction.

Current Status:

This project is complete.

Funding Sources	Account Number	Actuals		Budget	Year End Estimate	Recommended Budget				
		FY 2017	FY 2018	FY2019	FY2019	FY 2020	FY2021	FY 2022	FY 2023	FY 2024
Interest Revenue	4002.41300.101.461490	12,239	604	-	-	-	-	-	-	-
Transfer from Debt Service	4002.41300.101.491425	6,830,981	-	-	2,176,980	-	-	-	-	-
Transfer from Downtown TIF	4002.41300.101.491498	-	6,702	2,176,980	2,086,558	-	-	-	-	-
5040 Fund Revenues	5040.43730.101.444401	209,708	-	-	-	-	-	-	-	-
Total:		7,052,928	7,306	2,176,980	4,263,538	-	-	-	-	-
Expenditures										
Environmental Remediation	2098.46260.101.530667	102,005	4,282	-	-	-	-	-	-	-
Project Administration (CCS)	2098.46260.101.530667	4,659	2,420	-	-	-	-	-	-	-
Streetscape Construction	2098.46260.101.530667	31,720	-	-	-	-	-	-	-	-
Environmental Remediation	4002.46250.101.530667	-	-	-	-	-	-	-	-	-
Private Utility Relocation (ComEd, etc.)	4002.46250.101.530667	-	-	-	-	-	-	-	-	-
1118 Westgate Demo & Env	4002.46250.101.530667	-	-	-	-	-	-	-	-	-
Parking Garage Construction	4002.46250.101.530667	-	-	-	-	-	-	-	-	-
Surveying and Plats	4002.46250.101.530667	-	-	-	-	-	-	-	-	-
Project Administration (CCS)	4002.43780.101.530667	21,178	-	-	-	-	-	-	-	-
Streetscape Construction	4002.46250.101.530667	6,830,981	-	-	-	-	-	-	-	-
Streetscape Construction	4002.46260.101.530667	137,665	-	-	-	-	-	-	-	-
Construction Oversight (Strand)	3095.43780.101.570959	142,604	-	-	-	-	-	-	-	-
Streetscape Construction	3095.43780.101.570959	-	-	-	-	-	-	-	-	-
Construction (Water)	5040.43730.777.570707	176,423	-	-	-	-	-	-	-	-
Construction (Sewer)	5040.43750.781.570707	33,285	-	-	-	-	-	-	-	-
Total:		7,480,520	6,702	-	-	-	-	-	-	-

**Village of Oak Park
Water & Sewer Capital Project Sheet
2020 - 2024**

Project: Fiber Infrastructure Upgrade Priority Code: A Category: Machinery and Equipment



Description:

The Fiber infrastructure upgrade of the Village's Wide Area Network (WAN) is used in day-to-day operations to interconnect technology services to various village facilities, such as, Pump Stations, Fire Stations, Village Hall, Public Works Center, Parking Garages and Police substation.

Justification:

This request is to replace a 15 to 20 year old system which currently has many fail points, subject to outages and limited capacity. This project was identified as a core system and infrastructure in the IT Strategic Plan in part due to the increase use of technological services and devices, e.g. video, data, voice, mobile devices and field activities. A Fiber WAN upgrade will significantly increase transmission speeds, build network resiliency and allow for anticipated future capacity of services with a consultant's projected life of underground asset of 40 years.

Current Status:

On Nov. 4, 2019, board resolution approved an intergovernmental agreement (IGA) between the Village and Elementary School District 97 (D97) allowing District 97 to share the use of a Village fiber optic cabling system for up to a 20 year term subject to its future construction as recommended in the FY20 budget. Previous consulting IGA's determined that a long-term sustainable solution would be construction of a self-provisioned or owned fiber optic system. Additionally, the construction of the system serving both the Village and D97 is a more cost effective solution than individual systems.

Funding Sources	Account Number	Actuals		Budget FY2019	Year End Estimate FY2019	Budget				
		FY 2017	FY 2018			FY 2020	FY2021	FY 2022	FY 2023	FY 2024
Transfer From CIP Fund #3095	3029.41300.101.491495	-	-	-	-	850,666	-	-	-	-
Fund Balance		-	-	300,000	22,000	-	-	-	-	-
Parking Operating Revenues	Various	-	-	300,000	-	850,667	-	-	-	-
Water/Sewer Operating Revenues	5040.43730.101.444401	-	-	300,000	-	850,667	-	-	-	-
Total:		-	-	900,000	22,000	2,552,000	-	-	-	-
Expenditures										
Fiber Infrastructure	3029.41300.884.540690	-	-	300,000	22,000	850,666	-	-	-	-
Fiber Infrastructure	5060.43770.783.570707	-	-	100,000	-	283,556	-	-	-	-
Fiber Infrastructure	5060.43770.784.570707	-	-	100,000	-	283,556	-	-	-	-
Fiber Infrastructure	5060.43770.788.570707	-	-	100,000	-	283,556	-	-	-	-
Fiber Infrastructure	5040.43730.776.570707	-	-	300,000	-	850,666	-	-	-	-
Total:		-	-	900,000	22,000	2,552,000	-	-	-	-

**Village of Oak Park
Water & Sewer Capital Project Sheet
2020-2024**

Project: Fillmore Water and Sewer Main Improvements Priority Code: N/A Category: Infrastructure Improvements



Description:

In 2015 the Village entered into an Inter-Governmental Agreement (IGA) with the Brookfield North Riverside Water Commission (BNRWC) which is proposing to install a water main the length of Oak Park along Fillmore Ave in 2017. As part of the IGA the BNRWC will construct Village water and sewer improvements as part of their project. The BNRWC will be replacing all of the pavement on Fillmore at their cost and the Village will only need to cover the cost of any pipe installation and backfilling. The Village had a recommended sewer project from the 2014 sewer study on Fillmore from East Ave to Ridgeland to address localized flooding. The Village is also including a water main improvement on Fillmore from Maple Ave to Wenonah to improve flows.

Justification:

The BNRWC water main project provides an opportunity to install needed utility work at a minimal cost and the Village will also have a newly constructed street as a result.

Current Status:

The Brookfield North Riverside Water Commission started work on the project in spring of 2017 and finished all work in 2018. Revenues in 2019 reflect savings during construction and reimbursement from the Water Commission.

Funding Sources	Account Number	Actuals		Budget	Year End Estimate	Recommended Budget				
		FY 2017	FY 2018	FY2019	FY2019	FY 2020	FY2021	FY 2022	FY 2023	FY 2024
Water/Sewer Operating Revenues	5040.43730.101.444401	765,658	-	-	69,240	-	-	-	-	-
Recovered Damages	3095.43800.741.441475	-	-	-	6,020	-	-	-	-	-
Total:		765,658	-	-	75,260	-	-	-	-	-
Expenditures										
Surveying (Phase I)		-	-	-	-	-	-	-	-	-
Design (Phase II)	5040.43750.781.570707	3,312	-	-	-	-	-	-	-	-
Construction (water)	5040.43730.777.570707	191,110	-	-	-	-	-	-	-	-
Construction (sewer)	5040.43750.781.570707	571,236	-	-	-	-	-	-	-	-
Total:		765,658	-	-	-	-	-	-	-	-

**Village of Oak Park
Water & Sewer Capital Project Sheet
2020 - 2024**

Project: Flood Mitigation Improvements- Berkshire Priority Code: N/A Category: Infrastructure Improvements



Description:

The Village's Combined Sewer System Master Plan Report identifies a number of larger relief sewer projects to improve the performance of the Village's combined sewer system which will reduce the frequency and severity of sewer backups into basements. Relief sewer projects are scored on a benefit-to-cost ratio in order to help prioritize these large improvements. This is the specific project-sheet for the 2018-2019 Berkshire St project which is a relief sewer project from Grove Ave to Linden Ave, which is the same time that the street was programmed for resurfacing.

Justification:

Relief sewer projects for flood mitigation will be included in future budgets especially when their construction can be coordinated with other projects to reduce cost or grant funding can be obtained.

Current Status:

This project was designed last year with construction starting in fall of 2018 with the project anticipated to be completed late summer or early fall of 2019.

Funding Sources	Account Number	Actuals		Budget	Year End Estimate	Recommended Budget				
		FY 2017	FY 2018	FY2019	FY2019	FY 2020	FY2021	FY 2022	FY 2023	FY 2024
Water/Sewer Operating Revenues	5040.43730.101.444401	-	-	1,261,433	1,261,433	-				
Total:		-	-	1,261,433	1,261,433	-				
Expenditures										
Surveying (Phase I)		-	-	-	-	-				
Design (Phase II)	5040.43750.781.570707	-	-	-	-	-				
Construction Management	5040.43750.781.570707	-	67,163	26,019	26,019	-				
Construction Management	5040.43730.777.570707	-	67,163							
Construction	5040.43750.781.570707	-	459,335	1,171,670	1,171,670	-				
Construction	5040.43730.777.570707	-	36,256	63,744	63,744	-				
Total:		-	629,917	1,261,433	1,261,433	-				

**Village of Oak Park
Water & Sewer Capital Project Sheet
2020 - 2024**

Project: Flood Mitigation Improvements- LeMoynes Priority Code: A Category: Infrastructure Improvements



Description:

The Village's Combined Sewer System Master Plan Report identifies a number of larger relief sewer projects to improve the performance of the Village's combined sewer system which will reduce the frequency and severity of sewer backups into basements. Relief sewer projects are scored on a benefit-to-cost ratio in order to help prioritize these large improvements. This is the specific project-sheet for the LeMoynes Parkway relief sewer between East Ave and Edmer Ave to relieve undersized sewers on Fair Oaks Ave, Elmwood Ave, Rossell Ave, and Edmer Ave.

Justification:

Relief sewer projects for flood mitigation will be included in future budgets especially when their construction can be coordinated with other projects to reduce cost or grant funding can be obtained.

Current Status:

This project will be designed and managed in-house with design occurring late 2019.

Funding Sources	Account Number	Actuals		Budget	Year End	Recommended Budget				
		FY 2017	FY 2018	FY2019	Estimate	FY 2020	FY2021	FY 2022	FY 2023	FY 2024
Water/Sewer Operating Revenues	5040.43730.101.444401	-	-	-	-	1,500,000	-	-	-	-
Total:		-	-	-	-	1,500,000	-	-	-	-
Expenditures										
Surveying (Phase I)		-	-	-	-	-	-	-	-	-
Design (Phase II)	5040.43750.781.570707	-	-	-	-	-	-	-	-	-
Construction Management	5040.43750.781.570707	-	-	-	-	-	-	-	-	-
Construction	5040.43750.781.570707	-	-	-	-	1,500,000	-	-	-	-
Total:		-	-	-	-	1,500,000	-	-	-	-

**Village of Oak Park
Water & Sewer Capital Project Sheet
2020 - 2024**

Project: Flood Mitigation Improvements- General Priority Code: F Category: Infrastructure Improvements



Description:

The Village's Combined Sewer System Master Plan Report identifies a number of larger relief sewer projects to improve the performance of the Village's combined sewer system which will reduce the frequency and severity of sewer backups into basements. Relief sewer projects are scored on a benefit-to-cost ratio in order to help prioritize these large improvements. This is the general project-sheet for the flood mitigation improvement projects which shows budgeting for 2021 to 2024 while the current year and next year's projects are shown in specific project-sheets. The FY 2021/2022 projects include a larger sewer relief project to improve the sewer capacity in the north-central and north-east part of the Village and the FY2023 project includes a project on Division street identified in the study which will be completed prior to the planned resurfacing of Division Street.

Justification:

Relief sewer projects for flood mitigation will be included in future budgets especially when their construction can be coordinated with other projects to reduce cost or grant funding can be obtained.

Current Status:

Smaller projects will be designed and managed in-house with the larger planned improvements utilizing consultants.

Funding Sources	Account Number	Actuals		Budget	Year End	Recommended Budget				
		FY 2017	FY 2018	FY2019	Estimate	FY 2020	FY2021	FY 2022	FY 2023	FY 2024
Water/Sewer Operating Revenues	5040.43730.101.444401					-	550,000	3,380,000	5,270,000	200,000
Total:						-	550,000	3,380,000	5,270,000	200,000
Expenditures										
Surveying (Phase I)						-	-	-	-	-
Design (Phase II)	5040.43750.781.570707					-	550,000	-	-	-
Construction Management	5040.43750.781.570707					-	-	180,000	270,000	-
Construction	5040.43750.781.570707					-	-	3,200,000	5,000,000	200,000
Total:						-	550,000	3,380,000	5,270,000	200,000

**Village of Oak Park
Water & Sewer Capital Project Sheet
2020 - 2024**

Project: Interconnection Removals Priority Code: F Category: Infrastructure Improvements



Description:

Remove the interconnection between Forest Park and Oak Park, located at the Harlem and Garfield vault.

Justification:

The interconnection has not been used in decades and could compromise the safety and quality of the drinking water, because of decades old stagnant water sitting in the interconnection valve box. Upgrading to current IEPA standards would require a much larger project including back flow control. There is redundancy built into the connections with the City of Chicago. In addition, the Brookfield North Riverside Water Commission will be installing a connection for future interconnect on their new water line installed in 2017/2018.

Current Status:

This is a new project.

Funding Sources	Budget Number	Actual	Actual	Budget	Estimate	Budget	Budget	Budget	Budget	Budget
		FY 2017	FY 2018	FY2019	FY2019	FY 2020	FY2021	FY 2022	FY 2023	FY 2024
Water/Sewer Operating Revenues	5040.43730.101.444401	-	-	-	-	-	75,000	-	-	-
Total:		-	-	-	-	-	75,000	-	-	-
Expenditures										
Surveying (Phase I)		-	-	-	-	-	-	-	-	-
Design (Phase II)	5040.43730.777.570707	-	-	-	-	-	15,000	-	-	-
Construction Management		-	-	-	-	-	-	-	-	-
Construction	5040.43730.777.570707	-	-	-	-	-	60,000	-	-	-
Total:		-	-	-	-	-	75,000	-	-	-

**Village of Oak Park
Capital Improvement Fund Project Sheet
2020 - 2024**

Project: Lake Street Streetscaping and Resurfacing Priority Code: A Category: Infrastructure Improvements



Description:
The Lake Street Streetscape, Resurfacing, and Utility Improvement projects are anticipated to be broken into 3 projects in order to take advantage of available federal funds and minimize impacts to the business community. The Village received \$3M in Federal resurfacing funds for this project. The locally funded utility project consists of water main replacement from Oak Park Avenue to Euclid Avenue, sewer replacement from Grove Avenue to Euclid Avenue and sewer lining in sections from Euclid Avenue to Ridgeland. The street resurfacing project is from Euclid Avenue to Austin Blvd and will also use local CIP funds. The streetscape project will use federal STP funds. The streetscape project is being designed for a March 2018 State bidding. A robust traffic study was included in the design contract in order to provide short-term traffic signal timing improvements, to ensure the Lake Street project creates the best design possible for addressing traffic congestion and accommodating pedestrians and to be used for modeling and managing the traffic signal system going forward.

Justification:
The Greater Downtown Master Plan includes recommendations for streetscape enhancements within these business districts. In early 2015 the Village Board re-established the Lake Street Streetscape Committee to discuss streetscape options for the roadway, sidewalks and underground public utilities on Lake Street as this public infrastructure is nearing the end of its useful service life. The Village received \$3M in Federal Highway STP funds for streetscape construction. Wayfinding signage will be implemented with these projects along Lake Street in conjunction with the overall Village wayfinding updates. The Resurfacing Construction Estimate is \$1.4M, Utility Construction Estimate is \$1.43M and the current Streetscape Construction Estimate is \$14.9M. The utility project and resurfacing project use local funds. The streetscape project will be bid and paid up-front by the State with the Village being invoiced for its share. Costs shown for the streetscape project reflect the Village's expenses.

Current Status:
The streetscape project is currently scheduled for state bidding November 2019 with construction starting in late spring 2020 and extending through the end of 2020. The locally-funded street resurfacing and utility project will be coordinated with the streetscape project and be built in 2020 as well. Staff is evaluating using any additional MFT funds for the federal portion of the project as it would meet MFT requirements.

Funding Sources	Account Number	Actuals		Budget	Year End Estimate	Recommended Budget				
		FY 2017	FY 2018	FY2019	FY2019	FY 2020	FY2021	FY 2022	FY 2023	FY 2024
Transfer from Debt Service	4025.41300.101.491425	912,259	666,098	11,066,989	-	10,355,393	-	-	-	-
Main Capital Fund Revenues (Non-Debt)	Various	-	-	-	1,228,526	-	-	-	-	-
5040 Fund Revenues	5040.43730.101.444401	-	-	1,862,000	22,120	1,912,880	-	-	-	-
Cook County Grant Revenues	3095.43780.101.531400	-	-	-	-	310,000	-	-	-	-
Total:		912,259	666,098	12,928,989	1,250,646	12,578,273	-	-	-	-

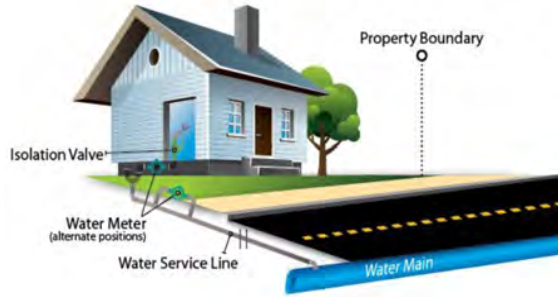
Expenditures										
Business Reward Program	3095.43780.101.530667	-	-	-	-	120,000	-	-	-	-
Geotechnical Eng & Pavement Investigation	3095.43780.101.530667	37,610	-	-	-	-	-	-	-	-
Vaulted Sidewalk Investigation	3095.43780.101.530667	5,050	-	-	-	-	-	-	-	-
Environmental Testing	3095.43780.101.530667	-	33,889	2,622	2,622	-	-	-	-	-
Landscape Design Phase 1	3095.43780.101.570706	84,048	21,614	-	-	-	-	-	-	-
Landscape Design Phase 2	3095.43780.101.570706	-	130,349	1,021	29,924	-	-	-	-	-
Engineering Design (Phase 1-2)	3095.43780.101.570706	785,551	450,763	4,102	387,102	-	-	-	-	-
Right of Way Acquisition Assistance	3095.43780.101.530667	-	21,058	107,842	107,842	-	-	-	-	-
Right of Way Acquisition	3095.43780.101.570959	-	-	-	73,700	-	-	-	-	-
Wayfinding Design	3095.43780.101.570959	-	8,424	10,676	10,676	-	-	-	-	-
Vaulted Sidewalk Repairs	3095.43780.101.570959	-	-	200,000	15,000	-	-	-	-	-
Construction Management	3095.43780.101.570706	-	-	1,540,726	175,000	1,390,726	-	-	-	-
Construction Water Project	5040.43730.777.570707	-	-	662,000	22,120	662,880	-	-	-	-
Construction Sewer Project	5040.43750.781.570707	-	-	1,200,000	-	1,250,000	-	-	-	-
Construction Street Resurfacing Project	3095.43780.101.570951	-	-	1,400,000	-	1,992,645	-	-	-	-
Construction Traffic Signal - Lake & Forest	3095.43780.101.570959	-	-	-	426,660	-	-	-	-	-
Construction Streetscape Project	3095.43780.101.570959	-	-	7,800,000	-	7,162,022	-	-	-	-
Total:		912,259	666,098	12,928,989	1,250,646	12,578,273	-	-	-	-

**Village of Oak Park
Water & Sewer Capital Project Sheet
2020 - 2024**

Project: **Lead Water Service Replacement Program Private Side**

Priority Code: **A**

Category: **Infrastructure Improvements**



Description:

The IEPA and IDPH are considering legislation which requires communities to establish a program to remove lead water services (both public side and private side) from the water system over a period of time. In the water system there are over 12,000 water services that are either known to be lead or have unknown materials and assumed to be lead.

Justification:

The IEPA and IDPH are considering requiring communities to submit their plans for removing these lead services over a currently undefined timeframe.

Current Status:

The Village is currently reviewing ways to address the pending regulations regarding lead water service replacements as well as looking into funding options such as the State's low interest loans. The proposed FY2020 program is for the development of a cost sharing program using CDBG funds for eligible residents. The average cost of service line replacement on the private side is approximately \$6,000.

In 2019 the Village reported to the Illinois EPA that there are a total of 13,725 water service lines in the water system. Of that total, 4,570 services have lead pipe on either the private side line or the public side line. The private side is from the water meter in the house to the shut off valve in the parkway. The public side is from the shutoff valve in the parkway to the watermain in the street. In addition there are 7,777 services that have unknown material on either the public side or private side. Assuming the worst case scenario there could be a total of (4,570+7,777) 12,347 lead services.

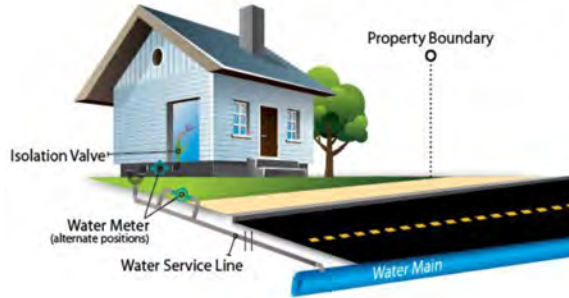
Funding Sources	Account Number	Actuals		Budget	Year End Estimate	Recommended Budget				
		FY 2017	FY 2018	FY 2019	FY 2019	FY 2020	FY 2021	FY 2022	FY 2023	FY 2024
5040 Fund Revenues	5040.43730.101.444401	-	-	-	-	-	-	-	200,000	200,000
CDBG Grant Revenue	2083.46201.101.431400	-	-	-	-	50,000	50,000	50,000	50,000	50,000
Total:		-	-	-	-	50,000	50,000	50,000	250,000	250,000
Expenditures										
Surveying (Phase I)		-	-	-	-	-	-	-	-	-
Design (Phase II)		-	-	-	-	-	-	-	-	-
Construction Management		-	-	-	-	-	-	-	-	-
Construction (CDBG)	2083.43770.778.583655	-	-	-	-	50,000	50,000	50,000	50,000	50,000
Construction	5040.43730.777.570707	-	-	-	-	-	-	-	200,000	200,000
Total:		-	-	-	-	50,000	50,000	50,000	250,000	250,000

**Village of Oak Park
Water & Sewer Capital Project Sheet
2020 - 2024**

Project: Lead Water Service Replacement Program - Public Side

Priority Code: A

Category: Infrastructure Improvements



Description:

This is an existing program (commonly called the Lead Abatement Program) where the Village works together with single family homeowner's who replace their lead water service line with a new copper pipe. When the homeowner replaces the line that is their responsibility (from the house to the shut off valve in the parkway) the Village will then replace the lead water service line from the shutoff valve in the parkway to the Village watermain, which is usually in the street. The Village will do this water service line replacement and patch the street at no charge to the property owner.

Justification:

This program has become more popular recently. Over the last six years Public Works Staff averaged replacing between 30 - 35 service lines per year. In 2018, there were 50 water services replaced under this program. When Village staff is completing this work, while important, they are not addressing other water or sewer system repairs.

Current Status:

This work is currently completed by Village crews. It is proposed to begin a program where most of this work can be completed by a contractor. The funding below could provide for approximately 30 service line replacements completed by a contractor.

Funding Sources	Account Number	Actuals		Budget	Year End Estimate	Recommended Budget				
		FY 2017	FY 2018	FY2019	FY2019	FY 2020	FY2021	FY 2022	FY 2023	FY 2024
5040 Fund Revenues	5040.43730.101.444401	-	-	-	-	150,000	150,000	150,000	150,000	150,000
Total:		-	-	-	-	150,000	150,000	150,000	150,000	150,000
Expenditures										
Surveying (Phase I)		-	-	-	-	-	-	-	-	-
Design (Phase II)		-	-	-	-	-	-	-	-	-
Construction Management		-	-	-	-	-	-	-	-	-
Construction	5040.43730.777.570707	-	-	-	-	150,000	150,000	150,000	150,000	150,000
Total:		-	-	-	-	150,000	150,000	150,000	150,000	150,000

**Village of Oak Park
Capital Improvement Fund Project Sheet
2020 - 2024**

Project: Lincoln Properties Development - Environmental, Site Demo, Alley, Utilities

Priority Code: N/A

Category: Infrastructure Improvements



Description:

This project involves the Village's share of environmental remediation and utility improvements, the creation of a new north-south street (Maple Avenue) and Streetscaping associated with the proposed Clark Street Development. The developer would design and construct the improvements. The utility improvements consist of installing new water and sewer mains on the new Maple Avenue, replacing the water and sewer mains on Westgate and replacing the water main on North Blvd. The streetscape work involves pavements, concrete curb, lighting and bluestone sidewalks on Maple Avenue and Westgate from Maple Avenue to the cul-de-sac to reflect design elements selected from a future Lake Street streetscape as well as the Marion Street palette.

Justification:

The RDA has the developer replacing the alley, installing a new water main to wrap around the site, relocating ComEd and other utility equipment, installing a sewer main in the north-south alley, as well as remediating environmental concerns and demolishing the site at the Village's expense.

Current Status:

Work on the Lincoln Properties development started in the summer of 2017 and is scheduled to be completed in the first quarter of 2019. The streetscape work on South Blvd. is being completed as part of the separate federally funded South Blvd. Streetscape project and is not shown on this sheet.

Funding Sources	Account Number	Actuals		Budget		Year End Estimate		Recommended Budget			
		FY 2017	FY 2018	FY 2019	FY 2019	FY 2020	FY 2021	FY 2022	FY 2023	FY 2024	
Transfer from Downtown TIF	4003.41300.101.491499	-	618,203	-	-	-	-	-	-	-	
South/Harlem Redevelopment Revenue	4003.41300.101.462476	-	-	-	-	-	-	-	-	-	
Miscellaneous Revenue (AT&T Reimbursement)	3095.43700.101.441462	-	-	-	7,053	-	-	-	-	-	
Recovered Damages	3095.43780.101.441475	-	-	-	14,177	-	-	-	-	-	
5040 Fund Revenues	5040.43730.101.444401	121,708	-	-	-	-	-	-	-	-	
Total:		121,708	618,203	-	21,230	-	-	-	-	-	
Environmental, Site Demo, & Utility Relocation Remediat	4003.43780.101.530667	432,395	52,424	-	-	-	-	-	-	-	
Alley Design & Env SRP Closure	4003.46260.101.530660	-	-	-	-	-	-	-	-	-	
Alley Design	3095.43780.101.570964	-	4,288	-	-	-	-	-	-	-	
Alley Construction	3095.43780.101.570964	-	102,338	-	-	-	-	-	-	-	
Street Lighting Improvements	3095.43780.101.570954	-	-	-	14,177	-	-	-	-	-	
Water Main Relocation	5040.43730.777.570707	88,423	-	-	-	-	-	-	-	-	
Sewer Main Installation (Alley)	5040.43750.781.570707	33,285	-	-	-	-	-	-	-	-	
Total:		554,103	159,050	-	14,177	-	-	-	-	-	

**Village of Oak Park
Water & Sewer Capital Project Sheet
2020 - 2024**

Project: Manhole/Catch Basin Rehabilitation Priority Code: F Category: Infrastructure Improvements



Description:

The Village's sewer system includes over 100 miles of combined sewer pipe (storm and sanitary water using the same pipe). The system also includes approximately 2,000 manholes and 6,500 catch basins (also called curb drains). This project would begin an annual rehabilitation program for those manholes or catch basins that are in need of repair.

Justification:

Many of the manholes and catch basins in the system are decades old. Currently, staff is only able to make repairs when a manhole or catch basin has collapsed or failed. This program would allow staff to identify those structures that need repair or replacement and schedule the work prior to failure. This would improve the reliability of the system and manage risk.

Current Status:

This is a new program being proposed.

Funding Sources	Account Number	Actuals		Budget	Year End Estimate		Recommended Budget			
		FY 2017	FY 2018	FY2019	FY2019	FY 2020	FY2021	FY 2022	FY 2023	FY 2024
Water/Sewer Operating Revenues	5040.43730.101.444401	-	-	-	-	-	100,000	100,000	100,000	100,000
Total:		-	-	-	-	-	100,000	100,000	100,000	100,000
Expenditures										
Surveying (Phase I)		-	-	-	-	-	-	-	-	-
Design (Phase II)		-	-	-	-	-	-	-	-	-
Construction Management		-	-	-	-	-	-	-	-	-
Construction	5040.43730.781.570707	-	-	-	-	-	100,000	100,000	100,000	100,000
Total:		-	-	-	-	-	100,000	100,000	100,000	100,000

**Village of Oak Park
Capital Improvement Program
2020 - 2024**

Project: New Washer/Dryer for Water and Sewer Shop

Priority Code: N/A

Category: Machinery and Equipment



Description:

This project involves purchasing and installing new washer and dryer units for the Water and Sewer Division in the Public Works Department.

Justification:

A washing machine and dryer are needed by the Water and Sewer Division in order to clean dirty clothing resulting from excavation work.

Current Status:

This project is complete.

Funding Sources	Account Number	Actuals		Budget	Year End Estimate	Recommended Budget				
		FY 2017	FY 2018	FY2019	FY2019	FY 2020	FY2021	FY 2022	FY 2023	FY 2024
Water/Sewer Operating Revenues	5040.43730.101.444401	1,780		-	-	-	-	-	-	-
Total:		1,780	-	-	-	-	-	-	-	-
Expenditures										
Equipment	5040.43730.777.570710	1,000		-	-	-	-	-	-	-
Equipment	5040.43750.781.570710	780		-	-	-	-	-	-	-
Total:		1,780	-	-	-	-	-	-	-	-

**Village of Oak Park
Water & Sewer Capital Project Sheet
2020 - 2024**

Project: North and South Pumping Stations Back-Up Pumps Priority Code: F Category: Infrastructure Improvements



Description:

Install one additional pump at both the North and South pumping stations, including pipe, motor, pump, motor controls and SCADA work.

Justification:

Currently there are two pumps at the North station and two pumps at the South station. If one pump is out of service for maintenance or repairs at either of the two stations and the second pump fails, there is no spare or back-up pump, potentially leaving 2.5 MG in the north and south reservoirs with no way of moving the water.

Current Status:

This is a new project.

Funding Sources	Account Number	Actual FY 2017	Actual FY 2018	Budget FY2019	Estimate FY2019	Budget FY 2020	Budget FY2021	Budget FY 2022	Budget FY 2023	Budget FY 2024
Water/Sewer Operating Revenues	5040.43730.101.444401	-	-	-	-	-	-	-	150,000	-
Total:		-	-	-	-	-	-	-	150,000	-
Expenditures										
Surveying (Phase I)		-	-	-	-	-	-	-	-	-
Design (Phase II)	5040.43730.776.570706	-	-	-	-	-	-	-	30,000	-
Construction Management		-	-	-	-	-	-	-	-	-
Construction	5040.43730.776.570707	-	-	-	-	-	-	-	120,000	-
Total:		-	-	-	-	-	-	-	150,000	-

**Village of Oak Park
Capital Improvement Fund Project Sheet
2020 - 2024**

Oak Park Avenue Streetscaping and Resurfacing

Priority Code: A

Category: Infrastructure Improvements



Description:

This project includes the resurfacing of Oak Park Avenue from Roosevelt Road to North Avenue. The budget also includes streetscaping in the Hemingway Business District. The scope of the streetscaping is to be determined, so conceptual level costs have been allocated for those improvements which are assumed at \$3.1M total. The Village received \$3M in Federal Surface Transportation funds for this project which will be used for street resurfacing. Sewer replacement primarily in the Hemingway District along with water main improvements from South Boulevard to Lake Street, Chicago Avenue to Augusta Avenue and from Harrison Street to Jackson Boulevard are scheduled to be completed at the same time as the resurfacing or streetscaping in these areas. Currently, street resurfacing is planned for the entire length of Oak Park Avenue except for the Hemingway District (Randolph Street to Ontario Street) in 2021 using the \$3M in Federal Funds. The streetscaping work in the Hemingway District is planned for construction in 2022.

Justification:

Oak Park Avenue was last paved in 2004 and 2005 and will be in need of resurfacing by 2019. The project was originally scheduled for work in 2019 and 2020 but is being deferred to 2021 and 2022 to better coordinate with adjacent work on Lake Street and Madison Street.

Current Status:

The Village received \$3M in Federal Surface Transportation Funds for this project from the local council of mayors (\$1.7M for 2020 and \$1.3M for 2021). The project would be built over two construction seasons due to the amount of work and to coordinate with adjacent projects. For the street resurfacing project in 2021, the Village will be invoiced for its portion of the project. Funding shown reflects Village's costs since the resurfacing project will be paid first by IDOT and the Village will be invoiced only for our share. Construction management in 2021 would be paid up front by the Village and the Village would be reimbursed by the State for 80% of the costs (\$350K total with VOP share \$70K). The overall cost estimate for construction of the project is \$10.6M (\$7.6M local and \$3M federal) plus engineering.

Funding Sources	Account Number	Actuals		Budget		Year End Estimate		Recommended Budget		
		FY 2017	FY 2018	FY 2019	FY 2019	FY 2020	FY 2021	FY 2022	FY 2023	FY 2024
Transfer from Debt Service	4025.41300.101.491425	-	-	150,000	150,000	1,010,037	890,000	3,740,000	-	-
5040 Fund Revenues	5040.43730.101.444401	-	-	-	-	-	1,200,000	2,900,000	-	-
Grant Revenues							280,000			
Total:		-	-	150,000	150,000	1,010,037	2,370,000	6,640,000	-	-
Expenditures										
Surveying	3095.43780.101.570706	-	-	-	-	-	-	-	-	-
Surveying (Water)	5040.43730.777.570707	-	-	-	-	-	-	-	-	-
Surveying (Sewer)	5040.43750.781.570707	-	-	-	-	-	-	-	-	-
Design (Phase I-II)	3095.43780.101.570706	-	-	150,000	150,000	625,037	-	-	-	-
Phase II Design Streetscape	3095.43780.101.570706	-	-	-	-	385,000	-	-	-	-
Construction Management	3095.43780.101.570706	-	-	-	-	-	470,000	640,000	-	-
Construction Water Main	5040.43730.777.570707	-	-	-	-	-	1,200,000	900,000	-	-
Construction Sewer	5040.43750.781.570707	-	-	-	-	-	-	2,000,000	-	-
Construction Resurfacing	3095.43780.101.570951	-	-	-	-	-	700,000	-	-	-
Construction Streetscape	3095.43780.101.570959	-	-	-	-	-	-	3,100,000	-	-
Total:		-	-	150,000	150,000	1,010,037	2,370,000	6,640,000	-	-

**Village of Oak Park
Water & Sewer Capital Project Sheet
2020 - 2024**

Project: Permanent Generators at North and South Pumping Stations Priority Code: A Category: Building Improvements



Description:

A standby generator is a back-up electrical system that operates automatically. Within seconds of a utility outage an automatic transfer switch senses the power loss, commands the generator to start and then transfers the electrical load to the generator. The standby generator begins supplying power to the circuits. After utility power returns, the automatic transfer switch transfers the electrical load back to the utility and signals the standby generator to shut off. It then returns to standby mode where it awaits the next outage. This project is for the installation of permanent generators at the North and South pumping stations. Work also includes replacing 75 feet of 20" watermain coming out of the North station. The South pumping station will require constructing a steel structure to mount the generator on.

Justification:

The North and South pumping stations currently do not have permanent stand-by generators that would supply power in case of power failure. The Village does own a portable generator but it must be driven to the location and hooked up which could mean significant downtime of the station(s) affected. Stand-by generators at both locations would ensure timely delivery of potable water to residents and the business community during times of widespread power outages.

Current Status:

One generator will be installed in 2020 (south station) and the other in 2021 (north station).

Funding Sources	Account Number	Actuals		Budget	Year End	Recommended Budget				
		FY 2017	FY 2018	FY2019	Estimate	FY 2020	FY2021	FY 2022	FY 2023	FY 2024
Water/Sewer Operating Revenues	5040.43730.101.444401	-	-	-	-	300,000	275,000	-	-	-
Total:		-	-	-	-	300,000	275,000	-	-	-
Expenditures										
Surveying (Phase I)		-	-	-	-	-	-	-	-	-
Design (Phase II)		-	-	-	-	-	-	-	-	-
Construction Management		-	-	-	-	-	-	-	-	-
Construction	5040.43730.776.570707	-	-	-	-	300,000	275,000	-	-	-
Total:		-	-	-	-	300,000	275,000	-	-	-

**Village of Oak Park
Water & Sewer Capital Project Sheet
2020 - 2024**

Project: Pump Stations Energy Study/Audit

Priority Code: N/A

Category: Certain Professional Services



Description:

This project includes performing an energy study/audit to determine energy efficiency of the pumps and pump stations. Currently the flows overnight are so low that both the North and South pump stations turn off and allow the Central Station pump to operate within the pump curve. This overnight shut down is programmed through SCADA and will compensate for large flows (water main break or a fire). Pump station operators monitor this on a daily basis and adjust as needed (especially seasonally).

Justification:

The project will provide a study to upgrade equipment as needed to operate more cost effectively. The study would determine sizing for a third backup pump at the North station and a third backup pump at the South station.

Current Status:

The project was started in 2017 and completed in 2018. Recommendations from the study are included in the CIP for Pumping Station Variable Frequency Drive and Pump Replacement.

Funding Sources	Account Number	Actual	Actual	Budget	Estimate	Budget	Budget	Budget	Budget	Budget
		FY 2017	FY 2018	FY2019	FY2019	FY 2020	FY2021	FY 2022	FY 2023	FY 2024
Water/Sewer Operating Revenues	5040.43730.101.444401	17,687	7,559	-	-	-	-	-	-	-
Total:		17,687	7,559	-	-	-	-	-	-	-
Expenditures										
Surveying (Phase I)	5040.43730.776.570707	17,687	7,559	-	-	-	-	-	-	-
Design (Phase II)										
Construction Management										
Construction										
Total:		17,687	7,559	-	-	-	-	-	-	-

**Village of Oak Park
Water & Sewer Capital Project Sheet
2020 - 2024**

Project: RainReady Grant Program Priority Code: D Category: Other/Miscellaneous



Description:

Modeled after a program in Montgomery County, MD, the RainReady Grant program promotes and implements projects which reduce stormwater runoff and improve water quality on private properties. Montgomery County offers technical and financial assistance to encourage property owners to implement eligible stormwater techniques on their property.

Justification:

Most rainfall on urban surfaces such as roofs, driveways, roads, parking lots and patios ends up as stormwater runoff. In contrast, rainfall on natural surfaces (e.g., forests and meadows) soaks into the ground where it is filtered and can replenish groundwater, recharge streams and reduce the burden on the sewers. RainReady techniques include rainfall capture and holding, rainfall interception and simulating good, natural drainage through the soil.

Current Status:

In late 2016, the first year of the program, staff worked with the Center for Neighborhood Technology (CNT) to design and administer this program as part of their RainReady services. Applications are reviewed by the Neighborhood Services Division of the Development Customer Services Department. The number of applicants varies from year to year and typically increases after major storms. The funding amount will support approximately thirty grants. In 2024, an evaluation will be completed to determine if in-house staff can take over the management of the program.

Funding Sources	Account Number	Actuals		Budget	Year End Estimate		Recommended Budget			
		FY 2017	FY 2018	FY2019	FY2019	FY 2020	FY2021	FY 2022	FY 2023	FY 2024
Water/Sewer Operating Revenues	5040.43730.101.444401	16,300	56,145	106,780	106,780	85,000	85,000	85,000	85,000	45,000
Deposits		1,200	3,000	6,000	6,000	6,000	6,000	6,000	6,000	6,000
Total:		17,500	59,145	112,780	112,780	91,000	91,000	91,000	91,000	51,000
Expenditures										
Surveying (Phase I)		-	-	-	-	-	-	-	-	-
Design (Phase II)		-	-	-	-	-	-	-	-	-
Construction Management	5040.43750.781.570707	8,500	35,925	40,000	46,000	46,000	46,000	46,000	46,000	-
Construction	5040.43750.781.570707	7,800	23,220	72,780	66,780	45,000	45,000	45,000	45,000	45,000
Total:		16,300	59,145	112,780	112,780	91,000	91,000	91,000	91,000	45,000

**Village of Oak Park
Water & Sewer Capital Project Sheet
2020 - 2024**

Project: Replacement of North and South Stations Exterior Heat Pumps Priority Code: A Category: Building Improvements



Description:

Replacement of the North and South Pumping Station exterior heat pump units.

Justification:

Aging heat pumps for the North and South pump stations routinely fail. Providing heating and cooling to the equipment at the stations is critical to providing drinking water and fire protection to the Village. When the heat pump fails and the temperatures soars, the equipment that runs the pumps cuts out before it is damaged, thus there is no delivery of water.

Current Status:

Staff will research appropriate replacement systems. Engineering will take place in 2020 and installation in 2021.

Funding Sources	Account Number	Actual	Actual	Budget	Estimate	Budget	Budget	Budget	Budget	Budget
		FY 2017	FY 2018	FY2019	FY2019	FY 2020	FY2021	FY 2022	FY 2023	FY 2024
Water/Sewer Operating Revenues	5040.43730.101.444401	-	-	-	-	5,000	50,000	-	-	-
Total:		-	-	-	-	5,000	50,000	-	-	-
Expenditures										
Surveying (Phase I)	5040.43730.776.570704	-	-	-	-	-	-	-	-	-
Design (Phase II)	5040.43730.776.570705	-	-	-	-	5,000	-	-	-	-
Construction Management	5040.43730.776.570706	-	-	-	-	-	-	-	-	-
Construction	5040.43730.776.570707	-	-	-	-	-	50,000	-	-	-
Total:		-	-	-	-	5,000	50,000	-	-	-

**Village of Oak Park
Water & Sewer Capital Project Sheet
2020 - 2024**

Project: Security Improvements at Pumping Stations

Priority Code: A

Category: Building Improvements



Description:

This project involves upgrading the security at the three water pumping stations.

Justification:

Security improvements are made at the water pumping stations to improve the security from threats to the drinking water.

Current Status:

Work in 2017 included video security. Work in 2018 included updating the SCADA software and hardware. In 2020 the Vulnerability Assessment Report will be updated. This report was last updated in 2003. Future improvements will be identified in the report. Funds identified in 2022 and 2024 are placeholders for work to be identified from the study.

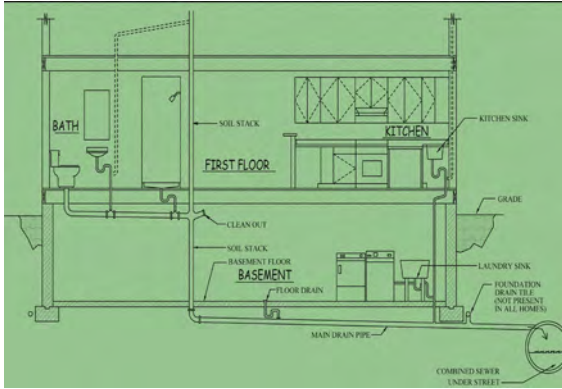
Funding Sources	Account Number	Actuals		Budget	Year End Estimate	Recommended Budget				
		FY 2017	FY 2018	FY2019	FY2019	FY 2020	FY2021	FY 2022	FY 2023	FY 2024
Water/Sewer Operating Revenues	5040.43730.101.444401	134,275	25,000	-	-	50,000	-	25,000	-	25,000
Total:		134,275	25,000	-	-	50,000	-	25,000	-	25,000

Expenditures

Surveying (Phase I)		-	-	-	-	-	-	-	-	-
Design (Phase II)		-	-	-	-	-	-	-	-	-
Construction Management		-	-	-	-	-	-	-	-	-
Construction	5040.43730.776.570707	134,275	25,000	-	-	50,000	-	25,000	-	25,000
Total:		134,275	25,000	-	-	50,000	-	25,000	-	25,000

**Village of Oak Park
Water & Sewer Capital Project Sheet
2020 - 2024**

Project: Sewer Backup Protection Program Priority Code: D Category: Other/Miscellaneous



Description:

The Sewer Backup Protection Grant Program was established in 2012 to provide financial assistance to homeowners who desire to protect their home from sewer backup during a heavy rain event. Eligible homeowners may qualify for a Grant of 50% of the total cost of sewer backup prevention improvements, up to a maximum of \$3,500.00, to install either an Overhead Sewer System or a Backflow Prevention Valve System.

Justification:

The program's intent is to offset a portion of the expense that a homeowner will incur to modify the building's plumbing system such that sewage cannot backflow into the building when the Village sewers are full.

Current Status:

This is an ongoing program. Applications are reviewed by the Neighborhood Services Division of the Development Customer Services Department. The number of applicants varies from year to year and typically increases after major storms. To date, 371 grants have been provided since the beginning of the program. The proposed funding will support approximately 60 grants.


Funding Sources	Account Number	Actuals		Budget	Year End Estimate		Recommended Budget			
		FY 2017	FY 2018	FY2019	FY2019	FY 2020	FY2021	FY 2022	FY 2023	FY 2024
Water/Sewer Operating Revenues	5040.43730.101.444401	146,443	69,915	330,085	330,085	200,000	200,000	200,000	200,000	200,000
Total:		146,443	69,915	330,085	330,085	200,000	200,000	200,000	200,000	200,000
Expenditures										
Surveying (Phase I)		-	-	-	-	-	-	-	-	-
Design (Phase II)		-	-	-	-	-	-	-	-	-
Construction Management		-	-	-	-	-	-	-	-	-
Construction	5040.43750.781.570707	146,443	69,915	330,085	330,085	200,000	200,000	200,000	200,000	200,000
Total:		146,443	69,915	330,085	330,085	200,000	200,000	200,000	200,000	200,000

**Village of Oak Park
Water & Sewer Capital Project Sheet
2020 - 2024**

Project: Water and Sewer Equipment

Priority Code: A

Category: Machinery and Equipment



Description:

Various equipment is purchased for use by the Water and Sewer Division for sewer collection system, watermain distribution and water pumping stations. Equipment purchases include saws, watermain tapping equipment for water service installations, pipe tracing unit and other various equipment needs.

Justification:

Equipment is required for proper maintenance and safety of the Public Works staff. Generally the equipment is replacing old, worn out or obsolete existing equipment.

Current Status:

Purchases are made annually as needed. The Village will be investigating the use of data leak loggers in 2019 and 2020 to identify water loss in the water system.

Funding Sources	Account Number	Actuals		Budget	Year End Estimate	Recommended Budget				
		FY 2017	FY 2018	FY2019	FY2019	FY 2020	FY2021	FY 2022	FY 2023	FY 2024
Water/Sewer Operating Revenues	5040.43730.101.444401	3,809	13,298	25,000	25,000	35,000	20,000	20,000	20,000	20,000
Total:		3,809	13,298	25,000	25,000	35,000	20,000	20,000	20,000	20,000
Expenditures										
Equipment	5040.43730.776.570710	2,150	3,655	10,000	10,000	20,000	5,000	5,000	5,000	5,000
Equipment	5040.43730.777.570710	1,377	5,482	7,500	7,500	7,500	7,500	7,500	7,500	7,500
Equipment	5040.43750.781.570710	282	4,160	7,500	7,500	7,500	7,500	7,500	7,500	7,500
Total:		3,809	13,298	25,000	25,000	35,000	20,000	20,000	20,000	20,000

**Village of Oak Park
Water & Sewer Capital Project Sheet
2020 - 2024**

Project: Water and Sewer Main Improvements - General

Priority Code: A

Category: Infrastructure Improvements



Description:

Replacement or rehabilitation of existing combined sewer mains and services and water mains and services due to deteriorated condition or inadequate capacity. Existing roadways are typically rebuilt at the same time due to the amount of pavement damage caused by trenching. Locations for sewer replacement are determined from sewer inspections and recommendations for replacement from the sewer modeling study. Water main replacement is based off of break history, fire flow modeling and to coordinate with other improvements. The funding also includes surveying and engineering. This is the general project-sheet for the water and sewer improvement projects which shows budgeting for 2021 to 2024 while the current year and next year's projects are shown in specific project-sheets

Justification:

The water and sewer systems in Oak Park date back to the late 1800's with an average age of around 70 years old for water and 82 years old for sewer. These old systems require continual inspections, rehabilitations and replacements in order to provide reliable service.

Current Status:

Projects are designed and constructed annually. Smaller projects will be designed and managed in-house with the larger planned improvements utilizing consultants. The 2018 project was the water and sewer main replacement project on North Blvd. from Forest to Kenilworth and South Blvd. from Marion to Home Avenue, work on this project was substantially completed in the fall of 2018, with final expenditures in 2019.

Expenditures	Account Number	Actuals		Budget	Year End	Recommended Budget				
		FY 2017	FY 2018	FY2019	Estimate	FY 2020	FY2021	FY 2022	FY 2023	FY 2024
Water/Sewer Operating Revenues	5040.43730.101.444401	96,512	2,267,427		360,819		3,000,000	3,000,000	3,000,000	3,000,000
Total:		96,512	2,267,427		360,819		3,000,000	3,000,000	3,000,000	3,000,000

Expenditures

Surveying (Phase I)	5040.43750.781.570706	-	-	-	-	-	-	-	-	-
Surveying (Phase I)	5040.43730.777.570707	-	-	-	-	-	-	-	-	-
Surveying (Phase I)	5040.43750.781.570707	-	-	-	-	-	-	-	-	-
Environmental	5040.43730.777.570707	9,450	6,341	-	-	-	-	-	-	-
Design & Construction Engineering	5040.43730.777.570707	43,531	62,994	-	-	-	-	-	-	-
Design & Construction Engineering	5040.43750.781.570707	43,531	62,994	-	-	-	-	-	-	-
Construction	5040.43730.777.570707	-	1,152,375	-	-	1,500,000	1,500,000	1,500,000	1,500,000	1,500,000
Construction	5040.43750.781.570707	-	982,723	360,819	360,819	1,500,000	1,500,000	1,500,000	1,500,000	1,500,000
Total:		96,512	2,267,427	360,819	360,819	3,000,000	3,000,000	3,000,000	3,000,000	3,000,000

**Village of Oak Park
Water & Sewer Capital Project Sheet
2020 - 2024**

Project: Water and Sewer Main Improvements - Clarence

Priority Code: A

Category: Infrastructure Improvements



Description:

Replacement or rehabilitation of existing combined sewer mains and services and water mains and services due to deteriorated condition or inadequate capacity. Existing roadways are typically rebuilt at the same time due to the amount of pavement damage caused by trenching. Locations for sewer replacement are determined from sewer inspections and recommendations for replacement from the sewer modeling study. Water main replacement is based off of break history, fire flow modeling and to coordinate with other improvements. The funding also includes surveying and engineering. This is the specific project-sheet for the 2019 Clarence Ave water and sewer project.

Justification:

The water and sewer systems in Oak Park date back to the late 1800's with an average age of around 70 years old for water and 82 years old for sewer. These old systems require continual inspections, rehabilitations and replacements in order to provide reliable service.

Current Status:

Projects are designed and constructed annually. The 2019 project includes water and sewer main replacements on Clarence Avenue from Roosevelt to Harvard. The project was awarded fall of 2018 with work occurring in the spring and summer of 2019.

Expenditures	Account Number	Actuals		Budget	Year End Estimate	Recommended Budget				
		FY 2017	FY 2018	FY2019	FY2019	FY 2020	FY2021	FY 2022	FY 2023	FY 2024
Water/Sewer Operating Revenues	5040.43730.101.444401			3,163,960	-					
Total:				3,163,960	-	-	-	-	-	-

Expenditures										
Expenditures	Account Number	FY 2017	FY 2018	FY2019	FY2019	FY 2020	FY2021	FY 2022	FY 2023	FY 2024
Surveying (Phase I)	5040.43750.781.570706			-	-	-	-	-	-	-
Surveying (Phase I)	5040.43730.777.570707			-	-	-	-	-	-	-
Surveying (Phase I)	5040.43750.781.570707			-	-	-	-	-	-	-
Environmental	5040.43730.777.570707			-	-	-	-	-	-	-
Design & Construction Engineering	5040.43730.777.570707			61,019	61,019	-	-	-	-	-
Design & Construction Engineering	5040.43750.781.570707			-	-	-	-	-	-	-
Construction	5040.43730.777.570707			863,383	863,383	-	-	-	-	-
Construction	3095-43780-101-570959			18,301	18,301	-	-	-	-	-
Construction	5040.43750.781.570707			-	-	-	-	-	-	-
Total:		-	-	942,703	942,703	-	-	-	-	-

**Village of Oak Park
Water & Sewer Capital Project Sheet
2020 - 2024**

Project: Water and Sewer Main Improvements -Augusta Priority Code: A Category: Infrastructure Improvements



Description:

Replacement or rehabilitation of existing combined sewer mains and services and water mains and services due to deteriorated condition or inadequate capacity. Existing roadways are typically rebuilt at the same time due to the amount of pavement damage caused by trenching. Locations for sewer replacement are determined from sewer inspections and recommendations for replacement from the sewer modeling study. Water main replacement is based off of break history, fire flow modeling and to coordinate with other improvements. The funding also includes surveying and engineering. This is the specific project-sheet for the 2020 Augusta St watermain project.

Justification:

The water and sewer systems in Oak Park date back to the late 1800's with an average age of around 70 years old for water and 82 years old for sewer. These old systems require continual inspections, rehabilitations and replacements in order to provide reliable service.

Current Status:

Projects are designed and constructed annually. The project is scheduled to be awarded in the spring of 2020 with work occurring in the summer of 2020.

Expenditures	Account Number	Actuals		Budget	Year End	Recommended Budget				
		FY 2017	FY 2018	FY2019	Estimate	FY 2020	FY2021	FY 2022	FY 2023	FY 2024
Water/Sewer Operating Revenues	5040.43730.101.444401				-	1,500,000				
Total:					-	1,500,000	-	-	-	-

Expenditures	Account Number	FY 2017	FY 2018	FY2019	FY2019	FY 2020	FY2021	FY 2022	FY 2023	FY 2024
Surveying (Phase I)	5040.43750.781.570706	-	-	-	-	-	-	-	-	-
Surveying (Phase I)	5040.43730.777.570707	-	-	-	-	-	-	-	-	-
Surveying (Phase I)	5040.43750.781.570707	-	-	-	-	-	-	-	-	-
Environmental	5040.43730.777.570707	-	-	-	-	-	-	-	-	-
Design & Construction Engineering	5040.43730.777.570707	-	-	-	-	-	-	-	-	-
Design & Construction Engineering	5040.43750.781.570707	-	-	-	-	-	-	-	-	-
Construction	5040.43730.777.570707	-	-	-	-	1,500,000	-	-	-	-
Construction	5040.43750.781.570707	-	-	-	-	-	-	-	-	-
Total:		-	-	-	-	1,500,000	-	-	-	-

**Village of Oak Park
Water & Sewer Capital Project Sheet
2020 - 2024**

Project: Water and Sewer Vehicle Replacement Priority Code: A Category: Machinery and Equipment



Description:

Replacement of Public Works Water and Sewer Division vehicles.

Justification:

The current equipment has been well used and is getting near the end of its useful life. The trade-in/resale will be impacted the longer it is in use. In order to operate most efficiently, newer, less worn efficient pieces of equipment are needed to keep the Water and Sewer Division the most productive it can be.

Current Status:

Replacement Schedule:
 2020 - 2008 Dodge Sprinter Meter Service Van (\$50,000), 2002 Pickup with plow (\$40,000), 2008 Pickup with plow (\$40,000)
 2021 - 2011 Back Hoe (\$140,000), 1999 Portable air compressor (\$20,000), 2007 1 Ton dump w/plow (\$95,000)
 2022 - Rebuild two 2012 Tandem axle dump trucks with plows (\$220,000), 2012 Transit connect van (\$40,000), Hybrid Fusion Admin car (\$32,000)
 2023 - One 2011 Back hoe (\$110,000), 2007 Sewer Jetter (\$250,000)
 2024 - One 2012 Pickup with plow (\$50,000), 2007 Single axle dump truck (\$195,000).

Funding Sources	Account Number	Actuals		Budget	Year End Estimate	Recommended Budget				
		FY 2017	FY 2018	FY2019	FY2019	FY 2020	FY2021	FY 2022	FY 2023	FY 2024
Water/Sewer Operating Revenues	5040.43730.101.444401	70,000	343,910	90,000	76,140	130,000	225,000	432,000	360,000	245,000
Trade in/Sale			20,000							
Total:		70,000	363,910	90,000	76,140	130,000	225,000	432,000	360,000	245,000
Expenditures										
Vehicles - Water	5040.43730.777.570750			50,000	49,961	90,000	160,000	182,000	110,000	50,000
Vehicles - Sewer	5040.43750.781.570750	70,000	363,910	40,000	26,179	40,000	95,000	110,000	250,000	195,000
Total:		70,000	363,910	90,000	76,140	130,000	255,000	292,000	360,000	245,000

**Village of Oak Park
Water & Sewer Capital Project Sheet
2020 - 2024**

Project: Water Meter Replacement Priority Code: A Infrastructure Improvements



Description:

This project provides for the replacement of water meters (the bottom brass component where the water flows through) and register heads (the top part that records the volume of water flowing through) that have become obsolete or malfunction to the latest technology. In 2020/2021 it is proposed to complete a comprehensive changeout of the remaining older meters/register heads to bring the entire metering system to an Advanced Metering Infrastructure (AMI). This account also provides funding for replacement of large meters or replacement of components in large meters that are identified as part of the large meter testing program (greater than 2"). In addition, this item also provides funding for water meters that are to be provided in new development or reconstruction. Meters in this category are paid for by the developer. This project would be completed in conjunction with the Advanced Metering Infrastructure shown on another prgram form.

Justification:

The Village maintains approximately 13,000 water meters serving its customers. Water meters and register heads can become inoperable or malfunction over time thus providing inaccurate readings, usually reading less than is actually going through the meter. It is imperative to maintain an accurate system of meter reading since this is the driver of the revenue for the fund and is one of the reasons for water loss. Meters are read monthly for commercial customers and quarterly for residential customers. Meters have an expected life of 15-20 years for accuracy purposes.

Current Status:

In 2020/2021 it is proposed to begin replacing the meters and/or register heads that will provide for AMI. There are approximately 9,500 meters and/or register heads that would need to be changed. This would be a two year program. In addition the focus is on testing/replacing larger watermeters. Future years will provide for replacing the meters that are obsolete or malfunction and continuation of the large meter program.

Funding Sources	Account Number	Actuals		Budget	Year End	Recommended Budget				
		FY 2017	FY 2018	FY2019	Estimate	FY 2020	FY2021	FY 2022	FY 2023	FY 2024
Water/Sewer Operating Revenues	5040.43730.101.444401	295,547	279,975	400,000	300,000	1,700,000	1,700,000	200,000	200,000	200,000
Net Annual Total:		295,547	279,975	400,000	300,000	1,700,000	1,700,000	200,000	200,000	200,000
Expenditures										
Surveying (Phase I)		-	-	-	-	-	-	-	-	-
Design (Phase II)		-	-	-	-	-	-	-	-	-
Construction Management		-	-	-	-	-	-	-	-	-
Construction	5040.43730.777.570707	162,478	135,750	200,000	150,000	850,000	850,000	100,000	100,000	100,000
Construction	5040.43750.781.570707	133,069	144,225	200,000	150,000	850,000	850,000	100,000	100,000	100,000
Total:		295,547	279,975	400,000	300,000	1,700,000	1,700,000	200,000	200,000	200,000

**Village of Oak Park
Water & Sewer Capital Project Sheet
2020 - 2024**

Project: Water Valve Replacement Program Priority Code: A Category: Infrastructure Improvements



Description:

Work consists of replacement of inoperable, partly operable or leaking watermain valves.

Justification:

Fully operable watermain valves allow for the isolation of the smallest section possible of the distribution system in the event of a watermain break. Valves stuck in the closed position can create areas of poor fire flows and lower drinking water quality.

Current Status:

In 2019, the balance of the \$100,000 budgeted for valve replacement was used to fund a necessary change order for valve replacement on Berkshire Ave. Future years will be funding regular valve replacements.

Expenditures	Account Number	Actuals		Budget	Year End Estimate	Recommended Budget				
		FY 2017	FY 2018	FY2019	FY2019	FY 2020	FY2021	FY 2022	FY 2023	FY 2024
Water/Sewer Operating Revenues	5040.43730.101.444401	87,604	134,415	100,000	678	100,000	100,000	100,000	100,000	100,000
Total:		87,604	134,415	100,000	678	100,000	100,000	100,000	100,000	100,000

Expenditures

Surveying (Phase I)		-	-	-	-	-	-	-	-	-
Design (Phase II)		-	-	-	-	-	-	-	-	-
Construction (Water Flushing Installation)	5040.43730.776.570707	-	22,179	-	-	-	-	-	-	-
Construction (Water Valve Replacement)	5040.43730.777.570707	87,604	112,236	100,000	678	100,000	100,000	100,000	100,000	100,000
Total:		87,604	134,415	100,000	678	100,000	100,000	100,000	100,000	100,000