



April 28, 2021

**COVID-19 Status Report
Oak Park Village Board of Trustees**

To: Village President and Village Board of Trustees

Fr: Cara Pavlicek, Village Manager

The memo is a weekly status report presented Wednesdays and provides a brief summary of information regarding Village of Oak Park operational activities in response to COVID-19, with an increasing focus on vaccination administration and allocation. In most cases, formal public guidance or employee guidance has been publicly disseminated via the Village website or Village social media channels.

New Public Health Guidance

Today, the Village of Oak Park Department of Public Health received notification of the following new COVID-19 cases:

<u>Date</u>	<u># of Cases</u>	<u>Age of Cases</u>
April 22 nd	4	<20 to 70s
April 23 rd	5	<20 to 80s
April 24 th	5	<20 to 60s
April 25 th	2	50s to 60s
April 26 th	2	<20 to 30s
April 27 th	3	<20 to 30s
April 28 th	2	<20s to 40s

Excluding individuals for which street addresses are not yet determined, the State of Illinois reports a total of three thousand and forty-five (3,045) Oak Park COVID-19 cases. It is important to note that as patient tracking and case follow-up occurs, individuals listing the number of Oak Park cases reported may change depending on residency confirmation.

Also, Interim Oak Park Public Health Director Joseph Terry reported today the fiftieth (50) death of an Oak Park resident believed to be related to the COVID-19 coronavirus. The fatality is an 80-year-old male resident of a long-term care facility. Director Terry expresses his sincere condolences to the residents' friends and family for the loss of their loved one.

The Oak Park Department of Public Health is notified of positive tests as established by state and local public health protocol. Because of privacy laws, no additional information can be

released about the individuals. It is noted, that privacy precludes location information regarding individuals tested to anyone other than Public Health Officials and First Responders.

The Oak Park Department of Public Health is working closely with officials from the Illinois Department of Public Health (IDPH), investigating and notifying anyone who may have had exposure to the individual who tested positive for COVID-19. Local public health officials, hospitals and first responders are following protocols consistent with the latest guidance from the Centers for Disease Control and Prevention (CDC).

Vaccination Dashboard through April 25, 2021

Total Doses Administered by Oak Park Public Health Department	10,159
Doses Allocated to Oak Park Hospitals & other Vaccination Partners	14,150
Doses Administered by Oak Park Public Health Department Week of April 19	1,129
Doses Administered by Oak Park Public Health Department Week of April 12	847
Oak Park Residents Fully Vaccinated	19,775

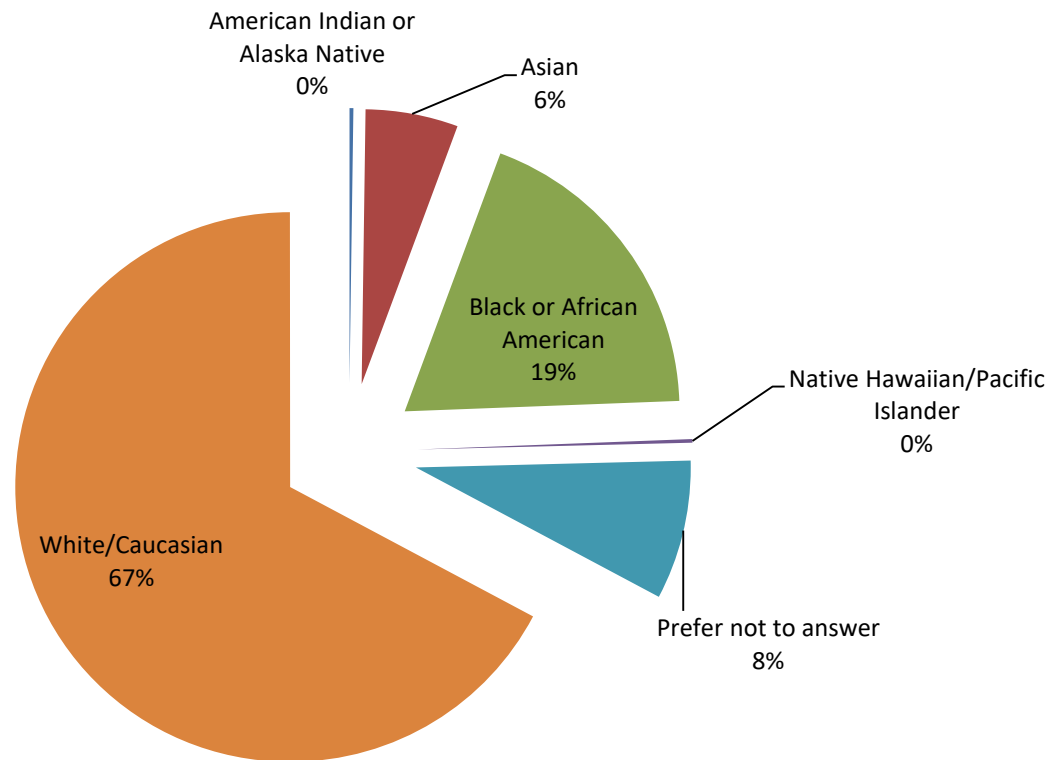
On Saturday, April 24, 2021, the Village's Public Health Department administered its 10,000 dose of vaccine. This was only possible thru the teamwork of numerous individuals including the dedicated volunteers of the Oak Park Medical Reserve Corps (MRC) who are supported by the Community Emergency Response Team (CERT) Volunteers and Village employees representing the Public Health Department and nearly all other Village departments. Combined, this important team has worked tirelessly to make Saturday's milestone possible. The Village received its first allocation of vaccine on December 17, 2020 which was allocated to Rush Oak Park Hospital, West Suburban Medical Center and PCC Wellness a Federally Qualified Health Center (FQHC) and the Village administered its first vaccination on December 29, 2020.

The Village continues to ask any resident over the age of 16 who wants to receive a vaccine to pre-registering at www.oak-park.us/vaccine. Planning for vaccination clinics is based upon pre-registration and community outreach to those without a computer.

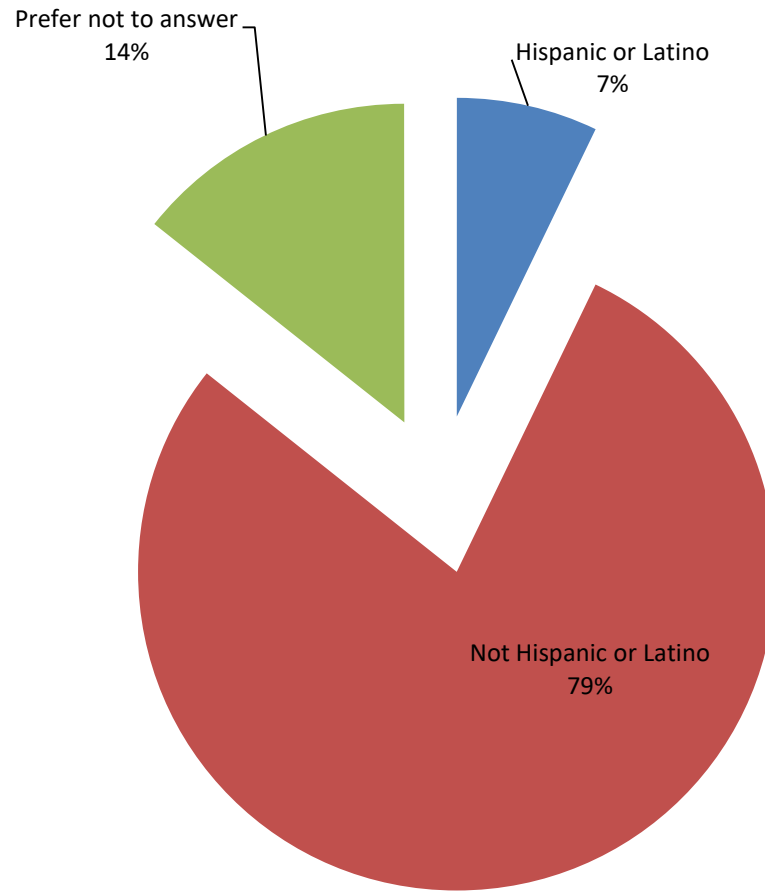
It is important to note that only Pfizer has been authorized for those ages 16 and 17 (and older). All other vaccines are currently authorized for emergency use in the U.S. only for those ages 18 and older. When the Village extends an invitation for an appointment to receive a vaccine, manufacturer is noted and invitations are only intended for those individual who meet minimum age eligibility and proof of date of birth is verified at the time of vaccination.

Additionally, the Oak Park Public Health Department will now scheduling new vaccination appoints for those pre-registered with the Johnson & Johnson COVID-19 vaccine following resumption of its approved use by the CDC and FDA.

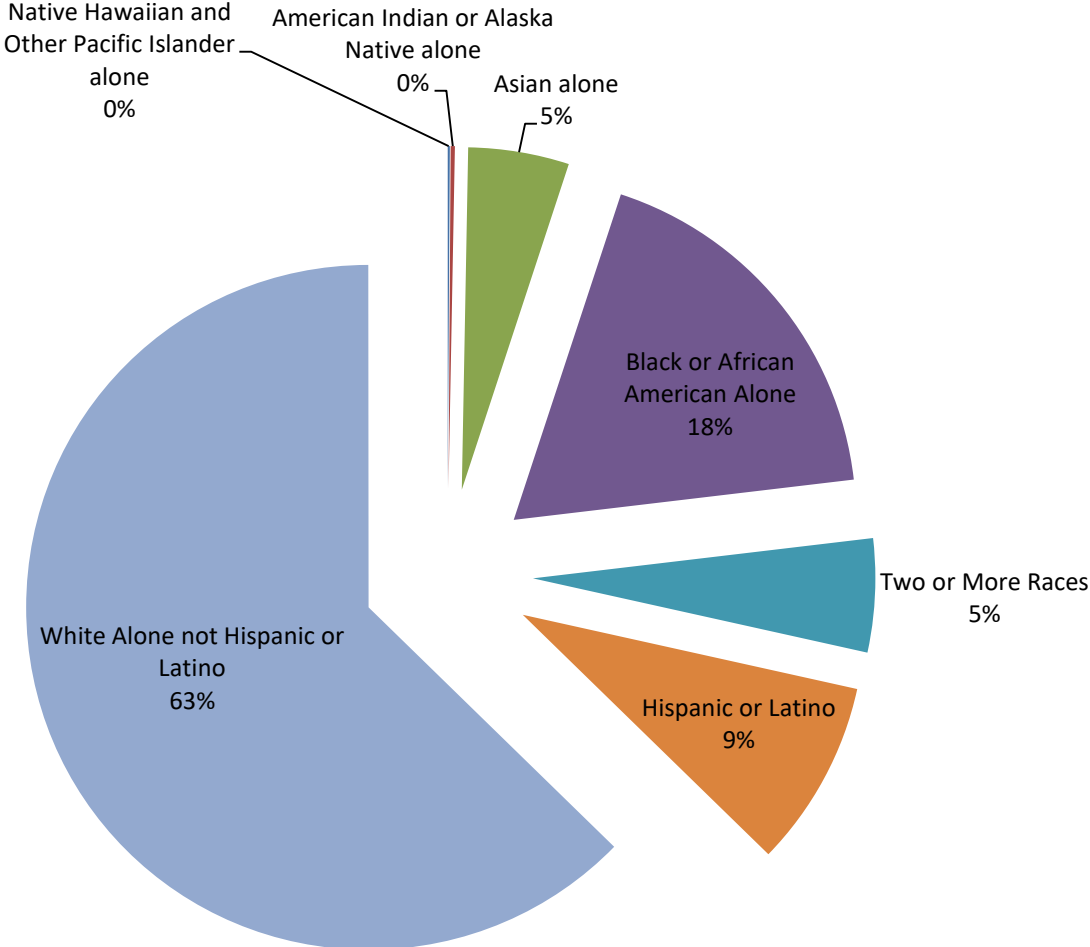
Oak Park Residents by Race Vaccinated by Oak Park Public Health Dept



Oak Park Residents by Ethnic Group Vaccinated by Oak Park Public Health Dept



Oak Park Census Quick Facts Race and Hispanic Origin



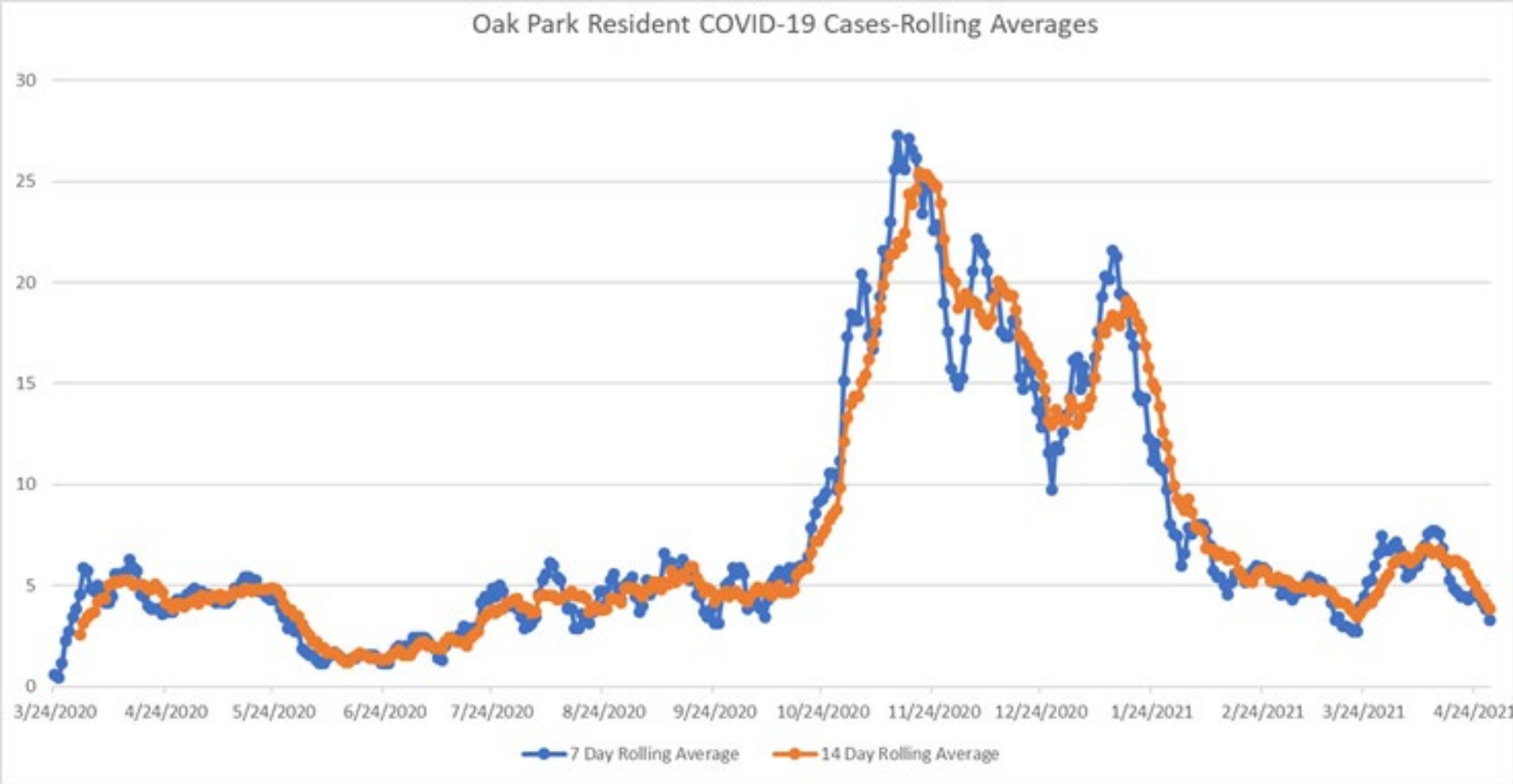
Public Health Data

“New cases per 100,000 People”. This metric looks at the number of recent COVID-19 cases per 100,000 people to describe the potential number of people who are currently ill and may be infectious. This is the number of new cases reported by IDPH in the previous week. Calculated as a rate = [Village of Oak Park case count for 7 days] / [Village population] x100,000. The State is using this metric, <https://www.dph.illinois.gov/countymetrics?county=Cook> as one of several indicators that measure the health burden of COVID-19 in each Illinois County.

- Oak Park rate: 44/100,000
- Cook County rate: 175/100,000 (4/11/2021 to 4/17/2021)
- Target for County-level data: Cases for the week are fewer than 10 or the rate is fewer than 50 cases per 100,000 people
- Warning for County-level data: New case rate is greater than 50 cases per 100,000 people

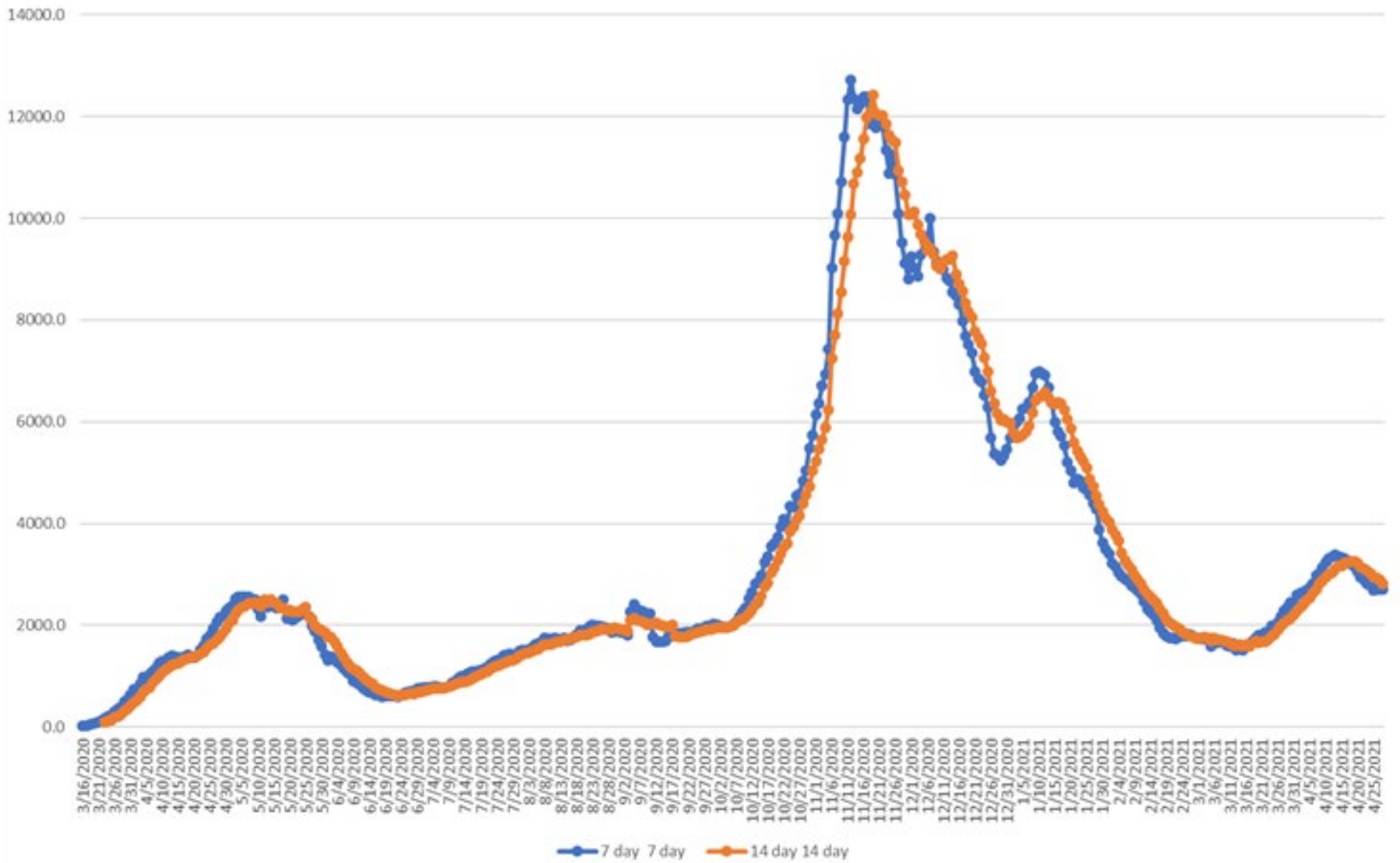
AGE RANGE DATA – OAK PARK

Age Range	Total	% of Cases
0-4	78	2.6%
4-13	167	5.5%
14-19	294	9.7%
20-29	537	17.6%
30-39	472	15.5%
40-49	469	15.4%
50-59	447	14.7%
60-69	290	9.5%
70-79	177	5.8%
80-89	68	2.2%
90-99	46	1.5%
Total	3045	



Oak Park: 7 & 14 Day Rolling Averages: 7 day is 3 and 14 day 4

State of Illinois-COVID-19 Cases-Rolling Averages



7 & 14 Day Rolling Averages: 7 day is 2,700 and 14 day 2,823