



May 26, 2021

**COVID-19 Status Report
Oak Park Village Board of Trustees**

To: Village President and Village Board of Trustees

Fr: Lisa Shelley, Deputy Village Manager

The memo is a weekly status report presented Wednesdays and provides a brief summary of information regarding Village of Oak Park operational activities in response to COVID-19, with an increasing focus on vaccination administration and allocation. In most cases, formal public guidance or employee guidance has been publicly disseminated via the Village website or Village social media channels.

New Public Health Guidance

Today, the Village of Oak Park Department of Public Health received notification of the following new COVID-19 cases:

<u>Date</u>	<u># of Cases</u>	<u>Age of Cases</u>
May 20th	8	<20 to 70s
May 21 st	2	40s
May 22nd	1	70s
May 23rd	3	<20 to 70s
May 24th	5	<20 to 30s
May 25th	3	<20 to 30s
May 26th	3	<20 to 40s

Excluding individuals for which street addresses are not yet determined, the State of Illinois reports a total of three thousand one hundred and eighty-two (3182) Oak Park COVID-19 cases. *It is important to note that as patient tracking and case follow-up occurs, individuals listing the number of Oak Park cases reported may change depending on residency confirmation.*

The Oak Park Department of Public Health is notified of positive tests as established by state and local public health protocol. Because of privacy laws, no additional information can be released about the individuals. It is noted, that privacy precludes location information regarding individuals tested to anyone other than Public Health Officials and First Responders.

The Oak Park Department of Public Health is working closely with officials from the Illinois Department of Public Health (IDPH), investigating and notifying anyone who may have had exposure to the individual who tested positive for COVID-19. Local public health officials, hospitals and first responders are following protocols consistent with the latest guidance from the Centers for Disease Control and Prevention (CDC).

Vaccination Dashboard through May 26, 2021

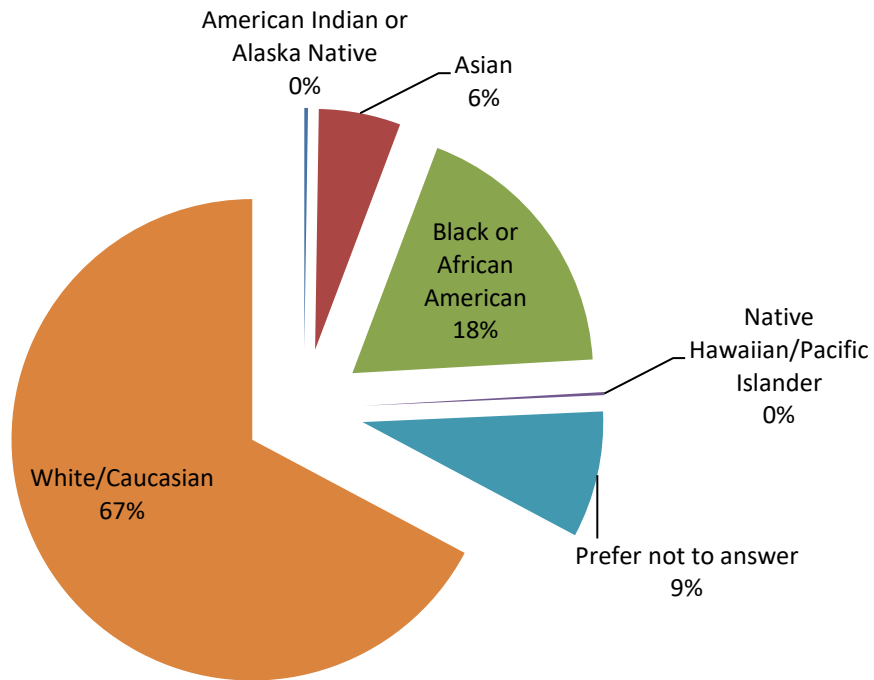
Total Doses Administered by Oak Park Public Health Department	12,293
Doses Allocated to Oak Park Hospitals & other Vaccination Partners	14,838
Doses Administered by Oak Park Public Health Department Week of May 10	312
Doses Administered by Oak Park Public Health Department Week of May 17	578
Oak Park Residents Fully Vaccinated	25,602

Thru May 26, 2021, there have been 28,753 Oak Park residents vaccinated with the first dose and 25,602 with both doses which reflects a rate of 55% and 49% respectively.

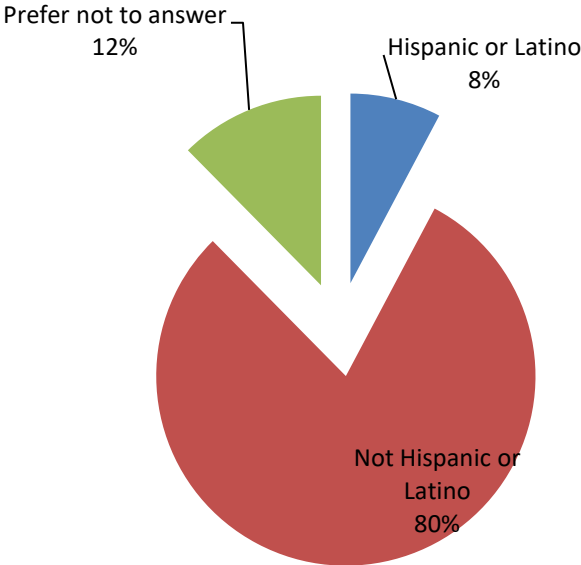
The Public Health Department is also reminding residents, if you have already had COVID-19 and recovered, ***you should get vaccinated!*** Experts do not yet know how long you are protected from getting sick again after recovering from COVID-19. Even if you have already recovered from COVID-19, it is possible—although rare—that you could be infected with the virus that causes COVID-19 again. Learn more about [why getting vaccinated is a safer way to build protection](#) than getting infected.

If you were treated for COVID-19 with monoclonal antibodies or convalescent plasma, you should wait 90 days before getting a COVID-19 vaccine. Talk to your doctor if you are unsure what treatments you received or if you have more questions about getting a COVID-19 vaccine.

Oak Park Residents by Race Vaccinated by Oak Park Public Health Dept



Oak Park Residents by Ethnic Group Vaccinated by Oak Park Public Health Dept



Public Health Data

NEW CASES PER 100,000 PEOPLE

“New cases per 100,000 People”. This metric looks at the number of recent COVID-19 cases per 100,000 people to describe the potential number of people who are currently ill and may be infectious. This is the number of new cases reported by IDPH in the previous week. Calculated as a rate = [Village of Oak Park case count for 7 days] / [Village population] x100,000. The State is using this metric, <https://www.dph.illinois.gov/countymetrics?county=Cook> as one of several indicators that measure the health burden of COVID-19 in each Illinois County.

- Oak Park rate: 48/100,000
- Cook County rate: 73/100,000
- Target for County-level data: Cases for the week are fewer than 10 or the rate is fewer than 50 cases per 100,000 people
- Warning for County-level data: New case rate is greater than 50 cases per 100,000 people

AGE RANGE DATA – OAK PARK

Age Range	Total	% of Cases
0-4	78	2.5%
4-13	185	6.1%
14-19	306	9.7%
20-29	559	17.6%
30-39	489	15.4%
40-49	488	15.4%
50-59	458	14.5%
60-69	29	9.4%
70-79	181	5.8%
80-89	70	2.2%
90-99	46	1.4%
Total	3182	

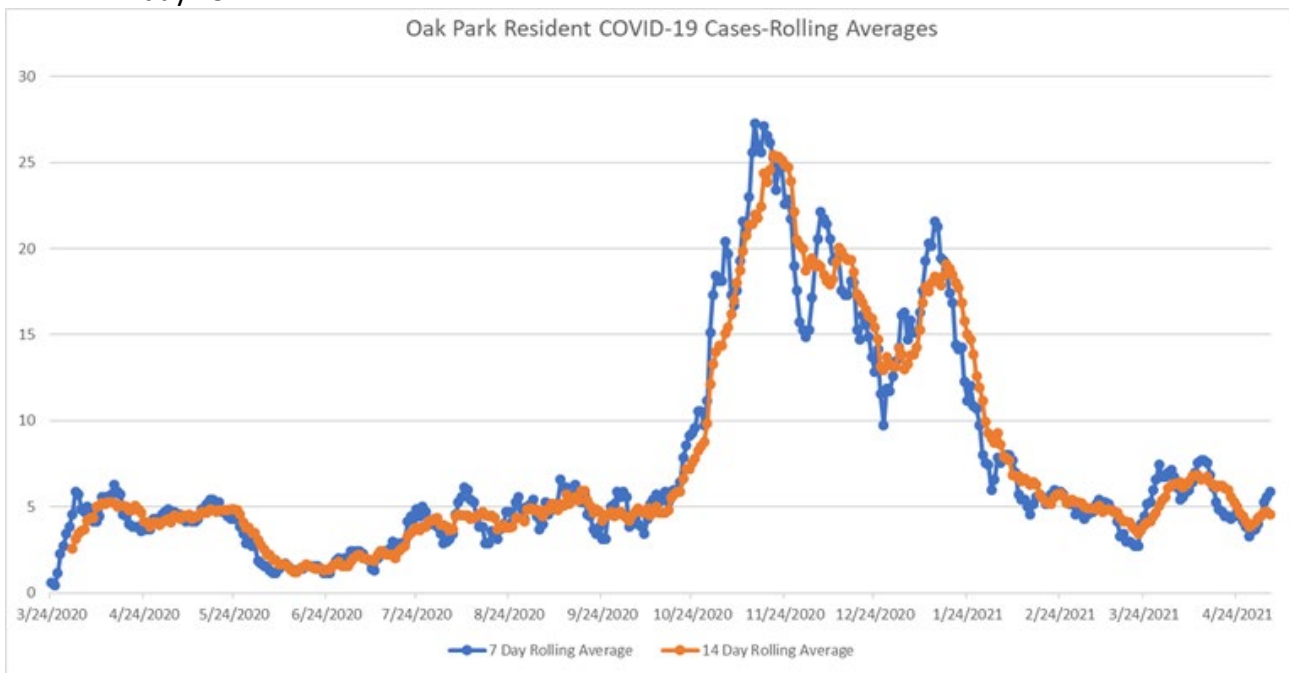
LONG TERM HEALTHCARE FACILITY VACCINATION STATUS

The data below is listed as reported by the individual facilities

Facility	Date of 1 st Vaccine	Date of 2 nd Vaccine	Additional Vaccination Dates	Residents Vaccinated	Staff Vaccinated
Belmont	1/22/2021	2/11/2021	3/4/2021	78	125
Berkeley	1/20/2021	2/10/2021	UNK	30	40
Brookdale	2/5/2021	2/27/2021	3/19/2021	151	89
OP Arms	1/28/2021	2/18/2021	3/11/2021	122	57
OP Oasis	1/8/2021	1/29/2021	2/19/2021	74	32

7 & 14 DAY ROLLING AVERAGES (CASES/DAY) – OAK PARK

- 7 day: 3.5
- 14 day: 5



7 & 14 DAY ROLLING AVERAGES (CASES/DAY) – STATE OF ILLINOIS

- 7 day: 1,514
- 14 day: 1,754

