



2023 - 2027

Capital Improvement Plan (CIP)

Adopted on November 21, 2022



Village of Oak Park			
Fiscal Year 2023-2027 Adopted Capital Improvement Plan			
Table of Contents & Project Index			
		Project	Start
	<u>Fund</u>	<u>Description</u>	<u>Page</u>
PROPOSED TIMELINE	N/A	N/A	1
PROJECT PRIORITY SCALE	N/A	N/A	2
EXECUTIVE SUMMARY	ALL	ALL	3
INTRODUCTION	N/A	N/A	4
OVERVIEW NON-ENTERPRISE CIP	N/A	N/A	5
MAIN CIP FUND HIGH LEVEL SUMMARY	MAIN CIP	N/A	6
MAIN CIP SUMMARY BY PROJECT	MAIN CIP	N/A	7
DETAILED PROJECT SHEET	MAIN CIP	ALLEY IMPROVEMENTS	9
DETAILED PROJECT SHEET	MAIN CIP	AUGUSTA STREET TRAFFIC CALMING	10
DETAILED PROJECT SHEET	MAIN CIP	AUSTIN BLVD.	11
DETAILED PROJECT SHEET	MAIN CIP	BICYCLE BLVD IMPROVEMENTS	12
DETAILED PROJECT SHEET	MAIN CIP	BICYCLE PARKING FACILITIES	13
DETAILED PROJECT SHEET	MAIN CIP	BICYCLE RACKS	14
DETAILED PROJECT SHEET	MAIN CIP	BRICK STREET AND SIDEWALK REPAIRS	15
DETAILED PROJECT SHEET	MAIN CIP	BRIDGE REPAIRS	16
DETAILED PROJECT SHEET	MAIN CIP	CAP THE IKE	17
DETAILED PROJECT SHEET	MAIN CIP	CUL DE SAC MODIFICATIONS	18
DETAILED PROJECT SHEET	MAIN CIP	DIVISION STREET RESURFACING	19
DETAILED PROJECT SHEET	MAIN CIP	EISENHOWER EXPRESSWAY	20
DETAILED PROJECT SHEET	MAIN CIP	TRAFFIC CALMING IMPROVEMENTS	21
DETAILED PROJECT SHEET	MAIN CIP	HARLEM AVE MULTIMODAL BRIDGE	22
DETAILED PROJECT SHEET	MAIN CIP	HISTORIC SIDEWALK REPLACEMENT	23
DETAILED PROJECT SHEET	MAIN CIP	HOME BRIDGE DECK REPLACEMENT	24
DETAILED PROJECT SHEET	MAIN CIP	LAKE STREET	25
DETAILED PROJECT SHEET	MAIN CIP	LANDSCAPE IMPROVEMENTS	26
DETAILED PROJECT SHEET	MAIN CIP	MADISON ST	27
DETAILED PROJECT SHEET	MAIN CIP	MARION STREET	29
DETAILED PROJECT SHEET	MAIN CIP	NORTH AVE	30
DETAILED PROJECT SHEET	MAIN CIP	NORTH MARION	31
DETAILED PROJECT SHEET	MAIN CIP	OAK PARK AVENUE	32
DETAILED PROJECT SHEET	MAIN CIP	PAVEMENT PRESERVATION	33
DETAILED PROJECT SHEET	MAIN CIP	LOT 10	34
DETAILED PROJECT SHEET	MAIN CIP	PAVER BRICK	35
DETAILED PROJECT SHEET	MAIN CIP	PEDESTRIAN SIGNALS	36
DETAILED PROJECT SHEET	MAIN CIP	PARKWAY TREE REPLACEMENT	37
DETAILED PROJECT SHEET	MAIN CIP	RESURFACING STREETS/LOTS VARIOUS	38
DETAILED PROJECT SHEET	MAIN CIP	RIDGELAND RESURFACING	39
DETAILED PROJECT SHEET	MAIN CIP	ROOSEVELT PEDESTRIAN SAFETY	40
DETAILED PROJECT SHEET	MAIN CIP	SIDEWALK REPLACEMENT	41
DETAILED PROJECT SHEET	MAIN CIP	SOUTH BLVD STREETScape	42
DETAILED PROJECT SHEET	MAIN CIP	STREET FURNITURE	43
DETAILED PROJECT SHEET	MAIN CIP	STREET LIGHTING	44
DETAILED PROJECT SHEET	MAIN CIP	STREET LIGHTING REPLACEMENT	45
DETAILED PROJECT SHEET	MAIN CIP	THERMOPLASTIC STRIPING	46
DETAILED PROJECT SHEET	MAIN CIP	TRAFFIC CALMING IMPROVEMENTS	47
DETAILED PROJECT SHEET	MAIN CIP	TRAFFIC SIGNAL CONTROLLER	48
DETAILED PROJECT SHEET	MAIN CIP	VIADUCT LIGHTING	49
DETAILED PROJECT SHEET	MAIN CIP	VILLAGE HALL PARKING LOT	50
DETAILED PROJECT SHEET	MAIN CIP	VISION ZERO	51

Village of Oak Park			
Fiscal Year 2023-2027 Adopted Capital Improvement Plan			
Table of Contents & Project Index			
		Project	Start
	Fund	Description	Page
DETAILED PROJECT SHEET	MAIN CIP	WASHINGTON BLVD.	52
DETAILED PROJECT SHEET	MAIN CIP	OLD IDOT PROJECTS	53
MADISON TIF SUMMARY BY PROJECT	MAD TIF	N/A	54
DETAILED PROJECT SHEET	MAD TIF	MADISON ST RESURFACING	55
DETAILED PROJECT SHEET	MAD TIF	MADISON ST. REDEVELOP AND STREETScape	56
DETAILED PROJECT SHEET	MAD TIF	LEXINGTON DEVELOPMENT	57
CDBG SUMMARY BY PROJECT	CDBG	N/A	58
DETAILED PROJECT SHEET	CDBG	ALLEY IMPROVEMENTS	59
DETAILED PROJECT SHEET	CDBG	RESURFACING VARIOUS STREETS/LOTS	61
DETAILED PROJECT SHEET	CDBG	SIDEWALK REPLACEMENT	62
DETAILED PROJECT SHEET	CDBG	LEAD WATER SERVICE REPLACEMENT	63
DETAILED PROJECT SHEET	CDBG	RIDGELAND RESURFACING	64
DETAILED PROJECT SHEET	CDBG	WATER & SEWER KENILWORTH	65
DETAILED PROJECT SHEET	CDBG	COMMUNITY RESTROOM	66
SUSTAINABILITY FUND HIGH LEVEL SUMMARY	SUSTAIN	N/A	67
SUSTAINABILITY FUND SUMMARY BY PROJECT	SUSTAIN	N/A	68
DETAILED PROJECT SHEET	SUSTAIN	ENERGY & CLIMATE RESILIENCY	69
DETAILED PROJECT SHEET	SUSTAIN	BUILDING BENCHMARKING PROGRAM	70
DETAILED PROJECT SHEET	SUSTAIN	COMMUNITY BUILDING ELECTRIFICATION	71
DETAILED PROJECT SHEET	SUSTAIN	RENEWABLE DISTRICT ENERGY	72
DETAILED PROJECT SHEET	SUSTAIN	CLIMATE RESILIENCY HUBS STUDY	73
DETAILED PROJECT SHEET	SUSTAIN	COMMUNITY LIGHT POLLUTION MITIGATION	74
DETAILED PROJECT SHEET	SUSTAIN	ENERGY EFFICIENCY GRANT	75
DETAILED PROJECT SHEET	SUSTAIN	REPLACEMENT RESIDENTIAL LIGHTING	76
DETAILED PROJECT SHEET	SUSTAIN	BICYCLE BLVD IMPROVEMENTS	77
DETAILED PROJECT SHEET	SUSTAIN	SOLAR PROJECTS	78
DETAILED PROJECT SHEET	SUSTAIN	SLOW STREETS PILOT	79
DETAILED PROJECT SHEET	SUSTAIN	SUSTAINABLE VOP INFRASTRUCTURE	80
DETAILED PROJECT SHEET	SUSTAIN	PDOP NET ZERO GRANT	81
BUILDING IMP FUND HIGH LEVEL SUMMARY	BUILD IMP	N/A	82
BUILDING IMP FUND SUMMARY BY PROJECT	BUILD IMP	N/A	83
DETAILED PROJECT SHEET	BUILD IMP	FIRE 1 MEP	85
DETAILED PROJECT SHEET	BUILD IMP	FIRE 1 RENOVATE BUNK	86
DETAILED PROJECT SHEET	BUILD IMP	FIRE 1 REPLACE MEN'S SHOWERS	87
DETAILED PROJECT SHEET	BUILD IMP	FIRE 1 REPLACE REAR CONCRETE APRON	88
DETAILED PROJECT SHEET	BUILD IMP	FIRE 1 WINDOW REPLACEMENT	89
DETAILED PROJECT SHEET	BUILD IMP	FIRE 2 BOILER	90
DETAILED PROJECT SHEET	BUILD IMP	FIRE 2 FOUNDATION REPAIRS	91
DETAILED PROJECT SHEET	BUILD IMP	FIRE 2 GEOTHERMAL	92
DETAILED PROJECT SHEET	BUILD IMP	FIRE 2 MEP	93
DETAILED PROJECT SHEET	BUILD IMP	FIRE 2 RE-ASPHALT PARKING LOT	94
DETAILED PROJECT SHEET	BUILD IMP	FIRE 2 MASONRY REPAIRS	95
DETAILED PROJECT SHEET	BUILD IMP	FIRE 2 EGRESS TO 2ND FLOOR	96
DETAILED PROJECT SHEET	BUILD IMP	FIRE 3 KITCHEN RENO	97
DETAILED PROJECT SHEET	BUILD IMP	FIRE 3 MASONRY	98
DETAILED PROJECT SHEET	BUILD IMP	FIRE 3 MEP	99

Village of Oak Park			
Fiscal Year 2023-2027 Adopted Capital Improvement Plan			
Table of Contents & Project Index			
		Project	Start
	Fund	Description	Page
DETAILED PROJECT SHEET	BUILD IMP	FIRE 3 RESTROOM/LOCK ROOM	100
DETAILED PROJECT SHEET	BUILD IMP	FIRE 3 ROOF REPAIRS	101
DETAILED PROJECT SHEET	BUILD IMP	MULTIMODAL STATION	102
DETAILED PROJECT SHEET	BUILD IMP	TRANSIT STATION IMPROVEMENTS	103
DETAILED PROJECT SHEET	BUILD IMP	PROPERTY CONDITION ASSESSMENTS	104
DETAILED PROJECT SHEET	BUILD IMP	ENERGY AUDIT	105
DETAILED PROJECT SHEET	BUILD IMP	POLICE FIRING RANGE	106
DETAILED PROJECT SHEET	BUILD IMP	POLICE STATION REPAIRS	107
DETAILED PROJECT SHEET	BUILD IMP	POLICE STATION REPLACEMENT	108
DETAILED PROJECT SHEET	BUILD IMP	PWD AIR SUPPLY LOWER LEVEL SHOPS	109
DETAILED PROJECT SHEET	BUILD IMP	PWC BUILDING AUTOMATION SYSTEM (BAS)	110
DETAILED PROJECT SHEET	BUILD IMP	PW ALTERNATIVE FUEL UPGRADES	111
DETAILED PROJECT SHEET	BUILD IMP	PWC EMERGENCY POWER PANEL	112
DETAILED PROJECT SHEET	BUILD IMP	PWC EXTERIOR WOOD	113
DETAILED PROJECT SHEET	BUILD IMP	PWC FLOOR SEALING	114
DETAILED PROJECT SHEET	BUILD IMP	PWC GREEN ROOF UPGRADES	115
DETAILED PROJECT SHEET	BUILD IMP	PWCHVAC	116
DETAILED PROJECT SHEET	BUILD IMP	PW LED LIGHTING	117
DETAILED PROJECT SHEET	BUILD IMP	PWC LOCKER ROOM	118
DETAILED PROJECT SHEET	BUILD IMP	PWC MEP	119
DETAILED PROJECT SHEET	BUILD IMP	PWC OVERHEAD DOORS FLEET	120
DETAILED PROJECT SHEET	BUILD IMP	PW OFFICE FURNITURE	121
DETAILED PROJECT SHEET	BUILD IMP	PWC PAINTING	122
DETAILED PROJECT SHEET	BUILD IMP	PWC RAIN GARDEN	123
DETAILED PROJECT SHEET	BUILD IMP	PWC SALT BRINER	124
DETAILED PROJECT SHEET	BUILD IMP	PWC STRUCTURAL ASSESSMENT	125
DETAILED PROJECT SHEET	BUILD IMP	PWC TRUCK RAMP LIFT	126
DETAILED PROJECT SHEET	BUILD IMP	PWC MONITORING SYSTEM	127
DETAILED PROJECT SHEET	BUILD IMP	PWC UTILITY PIPING	128
DETAILED PROJECT SHEET	BUILD IMP	PW WASH BAY	129
DETAILED PROJECT SHEET	BUILD IMP	PWC WHITE ROOF REPAIR	130
DETAILED PROJECT SHEET	BUILD IMP	PW WI-FI UPGRADE	131
DETAILED PROJECT SHEET	BUILD IMP	VH ADA LIFT CHAIR	132
DETAILED PROJECT SHEET	BUILD IMP	VH COURTYARD PAVER BRICKS	133
DETAILED PROJECT SHEET	BUILD IMP	VH COURTYARD WINDOW REPLACE	134
DETAILED PROJECT SHEET	BUILD IMP	VH COURTYARD WOOD REPLACEMENT	135
DETAILED PROJECT SHEET	BUILD IMP	VH ELECTRICAL UPGRADE	136
DETAILED PROJECT SHEET	BUILD IMP	VH EMERGENCY GENERATOR	137
DETAILED PROJECT SHEET	BUILD IMP	VH FRONT GATE REPLACEMENT	138
DETAILED PROJECT SHEET	BUILD IMP	VH FURNITURE/WORKSTATIONS	139
DETAILED PROJECT SHEET	BUILD IMP	VH INTERIOR SIGNAGE	140
DETAILED PROJECT SHEET	BUILD IMP	VH MASONRY REPAIRS	141
DETAILED PROJECT SHEET	BUILD IMP	VH MEP	142
DETAILED PROJECT SHEET	BUILD IMP	VH NEW ENTRANCEWAY	143
DETAILED PROJECT SHEET	BUILD IMP	VH PNEUMATIC CONTROL REPLACEMENT	144
DETAILED PROJECT SHEET	BUILD IMP	VH ROOF REPAIRS	145
DETAILED PROJECT SHEET	BUILD IMP	VH VENTILATION EMPLOYEE LOUNGE	146
DETAILED PROJECT SHEET	BUILD IMP	VH WATER PIPE REPLACEMENT	147
DETAILED PROJECT SHEET	BUILD IMP	VH WEST FAN ROOM SUMP PUMP	148
DETAILED PROJECT SHEET	BUILD IMP	OAK PARK RIVER FOREST MUSEUM	149

Village of Oak Park			
Fiscal Year 2023-2027 Adopted Capital Improvement Plan			
Table of Contents & Project Index			
		Project	Start
	<u>Fund</u>	<u>Description</u>	<u>Page</u>
FLEET FUND HIGH LEVEL SUMMARY	FLEET REPL	N/A	150
FLEET FUND SUMMARY BY PROJECT	FLEET REPL	N/A	151
DETAILED PROJECT SHEET	FLEET REPL	VEHICLES ADMIN	152
DETAILED PROJECT SHEET	FLEET REPL	VEHICLES FIRE	153
DETAILED PROJECT SHEET	FLEET REPL	VEHICLES PARKING ENFORCEMENT	154
DETAILED PROJECT SHEET	FLEET REPL	VEHICLES POLICE	155
DETAILED PROJECT SHEET	FLEET REPL	VEHICLES PUBLIC WORKS	156
EQUIPMENT REPLACE HIGH LEVEL SUMMARY	EQUIP REPL	N/A	157
EQUIPMENT REPLACE SUMMARY BY PROJECT	EQUIP REPL	N/A	158
DETAILED PROJECT SHEET	EQUIP REPL	VIDEO STREAMING	159
DETAILED PROJECT SHEET	EQUIP REPL	EMS CARDIAC MONITORS	160
DETAILED PROJECT SHEET	EQUIP REPL	RESCUE EXTRICATION	161
DETAILED PROJECT SHEET	EQUIP REPL	FIRE DEPARTMENT HOSE	162
DETAILED PROJECT SHEET	EQUIP REPL	SERVER INSTALLATION	163
DETAILED PROJECT SHEET	EQUIP REPL	POLICE MOBILE TECH	164
DETAILED PROJECT SHEET	EQUIP REPL	PARKING TECH	165
DETAILED PROJECT SHEET	EQUIP REPL	BODY CAMS	166
DETAILED PROJECT SHEET	EQUIP REPL	POLICE RMS	167
DETAILED PROJECT SHEET	EQUIP REPL	CUSTOMER SERVICE CSRM	168
DETAILED PROJECT SHEET	EQUIP REPL	LEAD PAINT XRF	169
PARKING FUND HIGH LEVEL SUMMARY	PARKING	N/A	171
PARKING FUND SUMMARY BY PROJECT	PARKING	N/A	172
DETAILED PROJECT SHEET	PARKING	ELECTRIC CHARGING STATIONS	173
DETAILED PROJECT SHEET	PARKING	PARKING STRUCTURE MAINTENANCE	174
DETAILED PROJECT SHEET	PARKING	HOLLEY COURT BRIDGE DEMO	175
DETAILED PROJECT SHEET	PARKING	LOT RESURFACING/LANDSCAPING	176
DETAILED PROJECT SHEET	PARKING	LOT 10 RECONSTRUCTION	177
DETAILED PROJECT SHEET	PARKING	ON STREET PAY STATIONS	178
DETAILED PROJECT SHEET	PARKING	ON STREET REGULATION SIGNS	179
DETAILED PROJECT SHEET	PARKING	PARKING LOT SIGNAGE	180
DETAILED PROJECT SHEET	PARKING	RESURFACING STREETS/LOTS	181
DETAILED PROJECT SHEET	PARKING	REVENUE CONTROL SYSTEM	182
DETAILED PROJECT SHEET	PARKING	PARKING MAINTENANCE VEHICLES	183
DETAILED PROJECT SHEET	PARKING	PW VEHICLE REPLACEMENTS	184
DETAILED PROJECT SHEET	PARKING	EMERGENCY GENERATORS PARKING STRUCTURES	185
ENVIRONMENTAL SERVICES HIGH LEVEL SUMMARY	ENV SERV	N/A	186
ENVIRONMENTAL SERVICES SUMMARY BY PROJECT	ENV SERV	N/A	187
DETAILED PROJECT SHEET	ENV SERV	VEHICLE REPLACEMENT	188
WATER/SEWER FUND HIGH LEVEL SUMMARY	WATER	N/A	189
WATER/SEWER FUND SUMMARY BY PROJECT	WATER	N/A	190
DETAILED PROJECT SHEET	WATER	ADVANCED METERING	191
DETAILED PROJECT SHEET	WATER	AUSTIN BLVD	192
DETAILED PROJECT SHEET	WATER	CENTRAL PUMPING STATION	193
DETAILED PROJECT SHEET	WATER	CENTRAL RESERVOIR AIR GAP	194
DETAILED PROJECT SHEET	WATER	DIVISION STREET RESURFACING	195

Village of Oak Park			
Fiscal Year 2023-2027 Adopted Capital Improvement Plan			
Table of Contents & Project Index			
		Project	Start
	<u>Fund</u>	<u>Description</u>	<u>Page</u>
DETAILED PROJECT SHEET	WATER	FLOOD MITIGATION IMPROVEMENTS	196
DETAILED PROJECT SHEET	WATER	LAKE STREET	198
DETAILED PROJECT SHEET	WATER	LEAD WATER SERVICE REPLACEMENT	199
DETAILED PROJECT SHEET	WATER	MADISON REDEVELOPMENT	201
DETAILED PROJECT SHEET	WATER	MANHOLE CATCH BASIS REHAB	202
DETAILED PROJECT SHEET	WATER	NORTH MARION STREET	203
DETAILED PROJECT SHEET	WATER	OAK PARK STREETScape	204
DETAILED PROJECT SHEET	WATER	PERMANENT GENERATORS	205
DETAILED PROJECT SHEET	WATER	RAIN READY GRANT PROGRAM	206
DETAILED PROJECT SHEET	WATER	SECURITY IMPROVEMENTS PUMP STATIONS	207
DETAILED PROJECT SHEET	WATER	SEWER BACKUP PROTECTION	208
DETAILED PROJECT SHEET	WATER	SOUTH PUMPING STATION OVERFLOW	209
DETAILED PROJECT SHEET	WATER	WATER SEWER EQUIPMENT	210
DETAILED PROJECT SHEET	WATER	WATER SEWER IMPROVEMENTS	211
DETAILED PROJECT SHEET	WATER	VEHICLE REPLACEMENT	218
DETAILED PROJECT SHEET	WATER	METER REPLACEMENT	219
DETAILED PROJECT SHEET	WATER	WATER LEAK DETECTION	220
DETAILED PROJECT SHEET	WATER	WASHINGTON BLVD RESURFACING	221
DETAILED PROJECT SHEET	WATER	WATER METER VALVE ABANDONMENT	222
DETAILED PROJECT SHEET	WATER	WATER VALVE REPLACEMENT	223
DETAILED PROJECT SHEET	WATER	CENTRAL PUMP STATION PLC REPLACEMENT	224
DETAILED PROJECT SHEET	WATER	RESURFACING STREETS	225

CAPITAL IMPROVEMENT PLAN TIMELINE

The review of the Proposed Capital Improvement Plan is as follows:

<u>Description</u>	<u>Meeting Date</u>	<u>Discussion Focus</u>
Finance Committee Meeting	09/12/22	Water, Parking, Fleet, Equipment, Sustainability, TIF
Finance Committee Meeting	09/29/22	Building Improvement, CDBG, Main CIP
Board Meeting	11/21/22	Adoption of CIP

Each project is rated in terms of priority according to the following scale:



Essential and immediate need



Essential, but may be delayed



Optional but beneficial to the Village through increased productivity, safety, etc.



Optional but beneficial to the Village in social, cultural or aesthetic ways



Future project, no 2023 expenditures



Project complete, no 2023 or future expenditures

**Village of Oak Park
2023-2027 Adopted CIP Executive Summary**

	<u>Actual 2020</u>	<u>Actual 2021</u>	<u>Adopted Budget 2022</u>	<u>Year End Estimate 2022</u>	<u>Adopted Budget 2023</u>	<u>Forecast 2024</u>	<u>Forecast 2025</u>	<u>Forecast 2026</u>	<u>Forecast 2027</u>	<u>Total Five Year 2023-2027</u>
Beginning Fund Balance in Capital Funds (Note 5)	1,867,770	9,580,119	N/A	5,981,627	6,138,093	199,653	199,653	199,654	199,653	
CIP Revenues										
Building Improvement Fund Grants	-	20,000	-	-	-	-	-	-	-	-
Building Improvement Fund Interfund Transfer In	-	-	1,700,000	1,700,000	2,500,000	-	-	-	-	-
Equipment Replacement Fund Grants	(17)	-	-	-	-	-	-	-	-	-
Equipment Replacement Fund Interfund Transfer In	1,500,000	620,000	1,250,000	1,250,000	400,000	-	-	-	-	-
Fleet Replacement Fund Interfund Transfer In	320,000	200,000	1,450,000	1,450,000	2,300,000	-	-	-	-	-
Fleet Replacement Fund RICO Transfer In	70,876	266,460	-	-	-	-	-	-	-	-
Fleet Capital Lease Proceeds	-	244,720	-	-	-	-	-	-	-	-
Main Capital Fund Bond Issuances	11,350,000	-	-	-	-	50,545,375	39,211,504	12,711,217	5,850,131	108,318,227
Main Capital Fund Dedicated Revenues (Note 3)	3,224,204	5,013,998	4,500,000	5,175,000	5,425,000	5,587,750	5,755,383	5,928,044	6,105,885	28,802,062
Main Capital Fund Grants	311,461	919	4,211,446	2,899,679	2,973,875	-	-	-	-	2,973,875
Main Capital Fund Interfund Transfers-In	1,430,000	-	4,000,000	4,000,000	6,500,000	-	-	-	-	6,500,000
Main Capital Fund Other Sources	353,783	100,440	14,500	19,500	14,500	-	-	-	-	14,500
Total Revenues	18,560,307	6,466,537	17,125,946	16,494,179	20,113,375	56,133,125	44,966,887	18,639,261	11,956,016	146,608,664
CIP Expenditures										
Building Improvement Fund	438,654	231,555	1,419,600	1,072,919	2,905,000	37,065,000	29,935,625	520,000	925,000	71,350,625
Equipment Replacement Fund Interfund Transfers Out	-	715,613	-	-	-	-	-	-	-	-
Equipment Replacement Fund	1,703,250	-	975,000	714,475	1,033,837	1,299,261	499,261	469,261	520,017	3,821,637
Fleet Replacement Fund (Note 2)	1,072,912	886,955	1,417,516	877,216	2,789,355	2,327,000	1,904,000	1,624,000	2,523,000	11,167,355
Main Capital Fund (Note 1)	5,813,142	8,230,908	12,124,883	9,273,103	14,123,623	15,441,864	12,628,000	16,026,000	7,988,000	66,207,487
Main Capital Fund Interfund Transfer Out	1,820,000	-	4,400,000	4,400,000	5,200,000	-	-	-	-	-
Total Expenditures	10,847,958	10,065,031	20,336,999	16,337,713	26,051,815	56,133,125	44,966,886	18,639,261	11,956,017	152,547,104
Net Surplus/(Deficiency)	7,712,349	(3,598,494)	(3,211,053)	156,466	(5,938,440)	-	1	(0)	(1)	(5,938,440)
Ending Fund Balance (Note 5)	9,580,119	5,981,625		6,138,093	199,653	199,653	199,654	199,653	199,653	

Notes:

- 1) For outer years, \$600,000 was included in the Main CIP Fund which covers Personal Services/Benefits, Materials & Supplies, and Contractual Services.
- 2) Expenditures include bank installment loan payments
- 3) Includes home rule sales tax, telecommunications tax, and local gasoline tax. Assumes a 3% increase each year after FY2023
- 4) Includes Main CIP, Building Improvements, Equipment Replacement, and Fleet Replacement Funds
- 5) Fund Balances include only the Main Capital, Building Improvement, Equipment Replacement, and Fleet Replacement Funds.

	<u>12/31/20</u>	<u>12/31/21</u>	<u>12/31/22</u>	<u>12/31/23</u>
Ending Fund Balance Main Capital	9,069,624	5,954,073	4,375,149	(35,099)
Ending Fund Balance Building Improvement	77,459	(134,099)	492,982	87,982
Ending Fund Balance Fleet Replacement	260,730	84,955	657,739	168,384
Ending Fund Balance Equipment Replacement	172,309	76,698	612,223	(21,614)
	9,580,122	5,981,627	6,138,093	199,653

INTRODUCTION

The Capital Improvement Plan is a process by which the Village summarizes its multi-year plan for major capital expenditures. It provides an ongoing framework for identifying capital requirements and future financial impacts, the scheduling of projects over an extended period of time and strategizing for the most efficient completion of projects.

Generally, CIP includes improvements that are relatively expensive, non-routine in nature (excluding street and alley resurfacing) and have a useful life which often extends over several years. Such projects include but are not limited to new buildings, additions or renovations to existing facilities, construction of streets, water mains, sewer improvements, land acquisitions and major equipment purchases.

Due to the nature and total costs often identified for these types of projects, various funding sources are typically required such as operating revenues (in the form of an inter-fund transfer into CIP) or draw down of reserves, bank loans, general obligation bond issuances and grant proceeds.

Recommended capital projects are presented by both the type of improvement as well as the Fund responsible for managing and paying for the project. A CIP project is first categorized into one of the following types:

- Building Improvements #3012
- Fleet Replacement #3032
- Equipment Replacement #3029
- Main CIP (All Other) #3095

Each of the above CIP categories has a separate budget/Fund associated with it to track the costs. However, if the CIP project or purchase can be classified as a TIF eligible expense or related to one of the Village's Enterprise Funds (Water or Parking), such expenditure is budgeted within that specific Fund rather than one of the CIP Funds noted above.

While CIP budget documents provide both historical expenditures and an extended budget through fiscal year 2026, only the budget for fiscal year 2022 may be legally adopted for appropriation. Outer or extended years are shown for strategic and informational purposes only. In addition, in cases when a CIP project extends more than one year, amounts must be re-appropriated for future years rather than carried forward.

OVERVIEW

The Department of Public Works is responsible for the oversight and management of three Capital Funds including the Capital Improvement Fund, Building Improvement Fund and Fleet Replacement Fund. These funds support equipment and projects that have an extended life. Streets, sidewalks, HVAC systems and vehicles are typical expenditures from these funds. The Capital Improvement Fund also includes expenditures for personnel salaries and benefits that support the Funds' programs and projects. The Capital Improvement Fund includes expenditures to the other capital funds through inter-fund transfers.

The Finance and Information Technology Departments are primarily responsible for the oversight and management of the Equipment Replacement Fund, which tracks expenses related to major technical equipment purchases for Village departments.

Capital projects are typically any costs that are capitalized according to the Village's fixed asset policy. In certain circumstances, a project or purchase may be included within the CIP even if it does not meet the capitalization threshold if it is determined that special attention and focus should be provided to the project or purchase.

Capital projects include costs in six main categories which include:

- Certain Professional Services
- Land or Building Acquisitions
- Infrastructure Improvements
- Building Improvements
- Machinery and Equipment
- Other/Miscellaneous

MAIN CAPITAL IMPROVEMENT FUND

Fund Summary

The Capital Improvement Fund generates revenue through a dedicated 1% sales tax, a six cent per gallon gasoline tax as well as through the state distribution of IMF Telecommunications Taxes. The fund's most notable expenses are the repair and replacement of local streets, alleys and sidewalks. It also funds the other capital funds through inter-fund transfers.

Although the current focus is on the actual infrastructure improvements, it is not possible to have a valid conversation about the fund's ability to pay for the costs of projects without also discussing the other expenses of the fund.

Below is a revenue and expense table that illustrates the overall fund finances. However, the operating budget portion, excluding capital expenditures, is currently under review and will come before the Finance Committee and Village Board as a part of the operating budget recommendation.

	2020	2021	2022	Amended 2022	2022	2023
	<u>Actual</u>	<u>Actual</u>	<u>Budget</u>	<u>Budget</u>	<u>Y/E Estimate</u>	<u>Budget</u>
Infrastructure Maintenance Fee	143,250	123,512	125,000	125,000	125,000	125,000
Investment Income	6,251	-	500	500	500	500
Local Gasoline Tax	537,943	601,767	500,000	500,000	450,000	500,000
Home Rule Sales Tax	2,344,493	3,948,575	3,500,000	3,500,000	4,300,000	4,500,000
Cannabis Tax	198,518	337,604	375,000	375,000	300,000	300,000
Ride Share Tax	-	-	-	-	-	-
Interfund Transfers In- General Fund	1,430,000	-	4,000,000	4,000,000	4,000,000	1,000,000
Interfund Transfers In- Other Funds	11,350,000	-	-	-	-	5,500,000
Bond Proceeds	-	-	-	-	-	-
Grants	311,461	919	4,211,446	4,211,446	2,899,679	2,973,875
Miscellaneous Revenue	347,532	102,980	14,000	14,000	19,000	14,000
50/50 Sidewalk Repair Program	-	-	-	-	-	-
Total Revenue	<u>16,669,448</u>	<u>5,115,357</u>	<u>12,725,946</u>	<u>12,725,946</u>	<u>12,094,179</u>	<u>14,913,375</u>
Personal Services	483,312	333,905	654,440	693,839	359,000	663,751
Fringe Benefits	133,169	97,061	196,065	196,065	78,320	194,563
Materials & Supplies	32,708	26,623	146,011	146,011	41,321	47,080
Contractual Services	132,472	40,187	274,500	310,767	214,840	523,900
Capital Outlay	5,031,481	6,913,132	10,853,867	13,562,531	8,579,622	12,694,329
Transfers Out	1,820,000	820,000	4,400,000	4,400,000	4,400,000	5,200,000
Total Expenditures	<u>7,633,142</u>	<u>8,230,908</u>	<u>16,524,883</u>	<u>19,309,213</u>	<u>13,673,103</u>	<u>19,323,623</u>
Net Surplus (Deficit) Excluding Bond Proceed Revenue	<u>9,036,306</u>	<u>(3,115,551)</u>	<u>(3,798,937)</u>	<u>(6,583,267)</u>	<u>(1,578,924)</u>	<u>(4,410,248)</u>
Beginning Audited Fund Balance 1/1/22					5,954,073	
2022 Projected Surplus (Deficit)					<u>(1,578,924)</u>	
Ending Projected Fund Balance 12/31/22					<u>4,375,149</u>	
Estimated Fund Balance 1/1/23						4,375,149
2023 Budgeted Surplus (Deficit)						<u>(4,410,248)</u>
Ending Estimated Fund Balance 12/31/23						<u>(35,099)</u>

**Village of Oak Park
Main Capital Improvement Plan - Summary
2023 - 2027**

Capital Improvement Fund (3095)						Actuals		Budget	Amended Budget	Year End Estimate	Recommended Budget				
						FY 2020	FY 2021	FY 2022	FY 2022	FY 2022	FY 2023	FY 2024	FY 2025	FY 2026	FY 2027
Project (*Indicates New Project for 2023)	Fund	Dept	Prgm	Account	Priority Code										
Alley Patching	3095	43780	101	570951	A	-	-	50,000	50,000	-	-	-	-	-	-
Alley Patching	3095	43780	101	530667	A		2,100		14,912	24,912					
Alley Replacements	3095	43780	101	570964	A	53,880	-	1,150,000	1,150,000	1,157,005	2,085,800	2,167,000	2,149,000	2,149,000	2,149,000
Augusta Street Traffic Calming	3095	43780	101	570955	C	-	-	50,000	50,000	-	-	-	-	-	-
Austin Blvd. Resurfacing- Surveying	3095	43780	101	570706	A	-	-	100,000	100,000	25,000	37,997	-	-	-	-
Austin Blvd. Resurfacing- Environmental	3095	43780	101	530667	A	-	-	25,000	25,000	-	25,000	-	-	-	-
Austin Blvd. Resurfacing- Construction	3095	43780	101	570951	A	263,263	279,251	-	225,000	121,838	-	465,864	-	-	-
Bicycle Boulevard Improvements	3095	43780	101	570967	A	-	-	200,000	200,000	-	235,000	200,000	200,000	200,000	-
Bicycle Racks	3095	43780	101	570962	F	-	-	5,000	5,000	5,000	-	5,000	-	5,000	-
Brick Street and Sidewalk Repairs	3095	43780	101	570951	A	20,000	59,991	25,000	25,000	-	25,000	25,000	25,000	25,000	25,000
Bridge Repairs	3095	43780	101	570951	A	155,434	223,391	10,000	10,000	10,000	35,000	250,000	10,000	10,000	10,000
Bridge Repairs - Permits	3095	43780	101	570951	A	-	-	-	-	-	25,000	-	-	-	-
Bridge Repairs Advanced Design	3095	43780	101	530667	A	2,739	-	24,400	24,400	24,400	-	-	-	-	-
Bridge Repairs Advanced Design	3095	43780	101	570706	A	37,234	2,180	-	-	-	35,000	-	-	-	-
Cap the Ike	3095	43780	101	570706	D	-	919	496,446	621,446	200,000	1,300,000	435,000	4,075,000	2,000,000	-
Cul-De-Sac Modifications	3095	43780	101	570951	C	-	-	25,000	25,000	25,000	15,000	-	-	-	-
Division Street Resurfacing	3095	43780	101	570706	A	-	-	350,000	350,000	264,942	-	-	-	-	-
Division Street Resurfacing	3095	43780	101	530667	A	-	-	25,000	25,000	6,000	-	-	-	-	-
Eisenhower Expressway (I-290) Reconstruction	3095	43780	101	510501	F	-	-	-	-	-	-	-	150,000	150,000	150,000
Forest & Ontario Traffic Calming	3095	43780	101	570955	A	20,038	6,403	603,000	733,297	265,297	488,000	-	-	-	-
Harlem Avenue Multimodal Bridge Project	3095	43780	101	570972	F	-	-	-	-	-	-	-	-	1,500,000	1,500,000
Harlem Avenue Multimodal Bridge Project	3095	43780	101	570706	F	-	-	-	-	-	-	125,000	125,000	-	-
Historic Sidewalk Replacement Program	3095	43780	101	570953	D	-	-	50,000	50,000	-	-	50,000	50,000	50,000	50,000
Home Ave. Bridge Deck Replacement- Construction	3095	43780	101	570951	A	-	-	-	-	-	-	-	-	5,600,000	-
Home Ave. Bridge Deck Replacement- Engineering	3095	43780	101	570706	A	-	-	-	-	-	300,000	500,000	1,000,000	-	-
Lake Street Streetscaping & Resurfacing	3095	43780	101	530667	N/A	42,208	2,207	-	1,029	1,015	-	-	-	-	-
Lake Street Streetscaping & Resurfacing	3095	43780	101	570706	N/A	1,353,557	59,065	25,000	42,233	17,233	-	-	-	-	-
Lake Street Streetscaping & Resurfacing	3095	43780	101	570951	N/A	1,510,895	168,730	-	-	-	-	-	-	-	-
Lake Street Streetscaping & Resurfacing	3095	43780	101	570959	N/A	359,697	5,532,215	1,128,739	1,657,479	825,000	-	-	-	-	-
Landscape Improvements	3095	43780	101	570963	D	-	-	50,000	50,000	50,000	60,000	60,000	60,000	60,000	60,000
Madison St. Corridor Traffic Calming (Jackson & Washington)	3095	43780	101	570706	A	-	-	75,000	95,000	55,000	35,000	20,000	10,000	-	-
Madison St. Corridor Traffic Calming (Jackson & Washington)	3095	43780	101	570955	A	-	-	400,000	400,000	-	-	475,000	100,000	-	-
Madison St. Redevelopment and Streetscaping	3095	43780	101	570959	A	-	-	2,420,000	2,420,000	1,060,229	3,550,000	-	-	-	-
Madison St. Redevelopment and Streetscaping	3095	43780	101	530667	A	18,730	-	-	-	-	-	-	-	-	-
Madison St. Redevelopment and Streetscaping	3095	43780	101	570706	A	11,431	-	-	-	62,583	-	-	-	-	-
Marion Street Crosswalk Replacement	3095	43780	101	570951	A					25,000					
Marion Street Crosswalk Replacement	3095	43780	101	570959	A					25,000					
Marion Street Crosswalk Replacement	3095	43780	101	570953	A	-	21,180	25,000	25,000	28,996	-	25,000	25,000	25,000	25,000
North Avenue Streetscape - SMART corridor local share	3095	43780	101	570966	F	-	-	-	-	-	-	60,000	-	-	-
North Avenue Streetscape - Construction	3095	43780	101	570959	F	-	-	-	-	-	-	-	-	-	-
North Ave Streetscaping - Design	3095	43780	101	570706	F	-	-	350,000	350,000	-	-	200,000	-	-	-
North Marion Street Streetscaping - Construction	3095	43780	101	570959	B	-	-	-	-	-	-	1,100,000	-	-	-
North Marion Street Streetscaping - Construction	3095	43780	101	530667	B					24,276					
North Marion Street Streetscaping- Construction	3095	43780	101	570707	B							100,000			
Oak Park Ave. Streetscaping & Resurfacing - Design	3095	43780	101	570706	A	541,443	82,257	20,000	483,503	463,503	975,000	350,000	-	-	-
Oak Park Ave. Streetscaping & Resurfacing - Resurfacing	3095	43780	101	570951	A	-	334,798	150,000	198,657	-	-	-	-	-	-
Oak Park Ave. Streetscaping & Resurfacing - Streetscape	3095	43780	101	570959	A	-	-	-	-	-	-	3,750,000	-	-	-
Pavement Preservation Treatments	3095	43780	101	570977	A	441,780	-	450,000	450,000	350,000	450,000	1,000,000	450,000	450,000	450,000
Pavement Preservation Treatments- Patching	3095	43780	101	570951	A	25,000	-	-	-	-	-	-	-	-	-
Parking Lot 10 Reconstruction and Streetscaping - Design	3095	43780	101	570706	B	-	-	-	-	-	50,000	50,000	-	-	-

**Village of Oak Park
Main Capital Improvement Plan - Summary
2023 - 2027**

Capital Improvement Fund (3095)						Actuals		Budget	Amended Budget	Year End Estimate	Recommended Budget				
						FY 2020	FY 2021	FY 2022	FY 2022	FY 2022	FY 2023	FY 2024	FY 2025	FY 2026	FY 2027
Project (*Indicates New Project for 2023)	Fund	Dept	Prgm	Account	Priority Code										
Parking Lot 10 Reconstruction and Streetscaping - Resurfacing	3095	43780	101	570951	B	-	-	-	-	-	-	50,000	-	-	-
Parking Lot 10 Reconstruction and Streetscaping - Streetscaping	3095	43780	101	570959	B	-	-	-	-	-	-	100,000	-	-	-
Paver brick and tree pit/in-ground planter maint.	3095	43780	101	570959	A	19,210	-	25,000	25,000	-	25,000	25,000	25,000	25,000	25,000
Pedestrian Signal Upgrades	3095	43780	101	570971	N/A	1,826	-	-	-	-	-	-	-	-	-
Replacement of Parkway Trees	3095	43780	101	570957	B	58,238	97,012	200,000	200,000	270,724	175,000	175,000	185,000	185,000	185,000
Resurfacing of Various Streets & Parking Lots	3095	43780	101	570706	A	-	24,964	40,000	40,000	40,000	40,000	40,000	40,000	40,000	40,000
Resurfacing of Various Streets & Parking Lots	3095	43780	101	570951	A	82,254	35,276	1,842,000	2,746,931	2,746,931	2,180,000	2,384,000	2,384,000	2,384,000	2,384,000
Ridgeland Avenue Resurfacing	3095	43780	101	570951	F									293,000	
Ridgeland Avenue Resurfacing	3095	43780	101	570706	F							100,000	90,000		
Roosevelt Rd Pedestrian Safety Improvements	3095	43780	101	570955	C										
Sidewalk Replacement	3095	43780	101	570953	A	31,542	18,724	75,000	75,000	75,000	25,000	75,000	50,000	50,000	50,000
South Blvd Streetscape & Utility	3095	43780	101	570951	N/A				723,470	12,573					
Street Furniture Replacement	3095	43780	101	570958	D	-	-	15,000	15,000	15,000	-	15,000	15,000	15,000	15,000
Street Lighting Rehab	3095	43780	101	570954	A	-	-	25,000	25,000	25,000	50,000	100,000	100,000	100,000	100,000
Street Lighting System Replacement - Alley Lighting	3095	43780	101	570954	A				175,000	175,000	225,000	-	-	-	-
Thermoplastic Striping	3095	43780	101	570951	A	-	49,294	-	-	-	50,000	-	50,000	-	50,000
Traffic Calming Improvements	3095	43780	101	570955	C	-	-	112,000	112,000	52,768	75,000	45,000	20,000	20,000	20,000
Traffic Signal Controller Replacement	3095	43780	101	570971	A	29,675	20,000	45,000	45,000	-	45,000	60,000	65,000	65,000	75,000
Viaduct Lighting	3095	43780	101	570954	A	15,390	-	-	-	-	25,000	25,000	25,000	25,000	25,000
Vision Zero Plan	3095	43780	101	530667	C	-	-	-	-	-	150,000	-	-	-	-
Washington & Oak Park Intersection Improvements	3095	43780	101	570971	A	-	-	160,000	160,000	30,000	40,000	235,000	550,000	-	-
Harlem Avenue Bridge Study, Phase I	3095	43780	101	570706	A	-	-	2,223	2,223	-	-	-	-	-	-
Old IDOT Projects- Various	3095	43780	101	570706	A			2,223	2,223		2,223				
Old IDOT Projects- Various	3095	43780	101	570966	A	-	-	29,459	29,459	-	29,459	-	-	-	-
						5,095,464	7,019,957	10,855,490	14,233,262	8,560,225	12,863,479	14,841,864	12,028,000	15,426,000	7,388,000

Priority Scale
A= Essential and Immediate Need
B= Essential, but may be delayed
C= Optional but beneficial to the Village through increased productivity, safety, etc.
D= Optional but beneficial to the Village in social, cultural or aesthetic ways
F= Future project, no 2023 expenditures
N/A= Project Complete, no 2023 or future expenditures

**Village of Oak Park
Capital Improvement Fund Project Sheet
2023 - 2027**

Project: Alley Improvements

Priority Code: A

Category: Infrastructure Improvements



Description:

Reconstruction of alleys in deteriorated condition. Existing alleys are completely removed and replaced with new concrete alleys which have an inverted crown to improve drainage in the alley and backyards. Some alleys require storm drains and sewers due to flat topography. Grants are typically applied for to fund the additional costs for permeable alleys. Based on previous Board direction, should residents request to have their alley upgraded to a permeable ally, the increased costs would be funded by the residents on that block through a Special Service Area (SSA) tax. Permeable alleys typically cost around 25%-50% more than traditional concrete alleys depending on the soil types and need for drainage. Typical concrete alleys cost approximately \$150,000 per alley for a north-south alley.

Justification:

Alleys provide the primary means of garage and parking access for the majority of residents as well as being used for refuse collection. Staff will pursue grant opportunities for installing green alleys with permeable pavements for alleys already identified for replacement based on condition in areas with sandy soils in alignment with the Climate Action Plan Goal GI02 to increase investment in green infrastructure and other resiliency projects.

Current Status:

The 2020 and 2021 Alley project was canceled due to budget impacts from COVID-19. The 2022 project included a \$475,000 grant from MWRD for four green alleys. Alley pavements were re-evaluated in 2022 and updated condition scores are being used to determine future alley replacement priorities. Design work for the 2023 alley improvement project is underway with the project intended to be bid in the fall of 2022. The 2023 alley project includes replacing approximately 10 alley segments and also includes the replacement of the parking lot and pavements adjacent to the North Fire Station (Station 2) since the adjacent alleys are being replaced. Costs for the Fire Station Parking Lot are shown in the CIP Building Improvement Fund sheet for this project.

Funding Sources	Account Number	Actuals		Budget	Amended Budget	Year End Estimate	Recommended Budget				
		FY 2020	FY 2021	FY 2022	FY2022	FY 2022	FY2023	FY 2024	FY 2025	FY 2026	FY 2027
Transfer from Debt Service	3095.41300.101.491425	-	-	800,000	814,912	706,917	2,085,800	2,167,000	2,149,000	2,135,000	2,135,000
Main Capital Fund Revenues	Various	53,880	2,100	-	-	-	-	-	-	-	-
CDBG Grant Revenue	2083.46201.101.431400	15,000	-	400,000	426,000	405,659	400,000	425,000	375,000	200,000	200,000
Misc. Revenue - Focus Development	3095.43700.101.441462	-	-	-	-	-	60,000	-	-	-	-
Grant Revenue- MWRD	3095.43700.815.440477	-	-	475,000	475,000	475,000	-	-	-	-	-
Total:		68,880	2,100	1,675,000	1,715,912	1,587,576	2,545,800	2,592,000	2,524,000	2,335,000	2,335,000
Expenditures											
Construction (CDBG)	2083.46201.101.583657	15,000	-	400,000	426,000	405,659	400,000	425,000	375,000	200,000	200,000
Design (Phase I-II)	3095.43780.101.530667	-	2,100	-	14,912	24,912	-	-	-	-	-
Construction (CIP Alley)	3095.43780.101.570964	16,415	-	950,000	950,000	868,297	1,710,000	1,800,000	1,800,000	1,800,000	1,800,000
Construction (Pavement Patching)	3095.43780.101.570951	-	-	50,000	50,000	-	-	-	-	-	-
Construction Management	3095.43780.101.570964	3,465	-	125,000	125,000	125,000	182,800	178,000	174,000	160,000	160,000
Design (Phase I-II)	3095.43780.101.570964	34,000	-	135,000	135,000	148,708	178,000	174,000	160,000	160,000	160,000
Environmental	3095.43780.101.570964	-	-	15,000	15,000	15,000	15,000	15,000	15,000	15,000	15,000
Total:		68,880	2,100	1,675,000	1,715,912	1,587,576	2,485,800	2,592,000	2,524,000	2,335,000	2,335,000

**Village of Oak Park
Capital Improvement Fund Project Sheet
2023 - 2027**

Project: Augusta Street Traffic Calming

Priority Code: C

Category: Infrastructure Improvements



Description:

Install traffic calming improvements on Augusta Street from Ridgeland Ave to Austin Blvd. such as pedestrian curb bump outs, and crosswalk and striping improvements in order to slow traffic and improve pedestrian safety.

Justification:

Recently there has been resident concerns about the speed of cars on Augusta Street and pedestrian safety particularly between Ridgeland Avenue and Austin Blvd. Pedestrian curb bump outs help calm traffic, and reduce the crossing distance for pedestrians. Traffic calming improvements align with Climate Action Plan Goals VT01-2 to address safer pedestrian crossings and reduce vehicle conflicts with cyclists and pedestrians.

Current Status:

This is a one year project to address traffic calming on Augusta Street. Work was deferred due to budget reduction associated with COVID. The project will be incorporated into the 2023 resurfacing and water/sewer project on Augusta in 2023.

Funding Sources	Account Number	Actuals		Budget	Amended Budget	Year End Estimate	Recommended Budget				
		FY 2020	FY 2021	FY 2022	FY2022	FY 2022	FY2023	FY 2024	FY 2025	FY 2026	FY 2027
Transfer from Debt Service	3095.41300.101.491425	-	-	50,000	50,000	-	-	-	-	-	-
Main Capital Fund Revenues	Various										
Total:		-	-	50,000	50,000	-	-	-	-	-	-
Expenditures											
Construction Misc.	3095.43780.101.570955	-	-	50,000	50,000	-	-	-	-	-	-
Total:		-	-	50,000	50,000	-	-	-	-	-	-

**Village of Oak Park
Capital Improvement Fund Project Sheet
2023 - 2027**

Austin Blvd. Resurfacing

Priority Code: A

Category: Infrastructure Improvements



Description:

This project includes the 2019/2020 resurfacing of Austin Boulevard from Lake Street to North Avenue including the Village's water main project from Lake to Chicago along with the 2024 resurfacing of Austin Blvd. from Roosevelt to Lake including sewer replacement primarily south of I-290. Austin Blvd is jointly owned by the City of Chicago and The Village of Oak Park with the Village owning the west half. The City resurfaced Austin from Lake to North Ave in 2019 and 2020 with the Village paying for its share. In 2024 the Village and City plan on resurfacing Austin from Roosevelt to Lake Street using Federal STP funds to pay for 80% of the eligible costs. There is needed sewer replacement primarily from Roosevelt to I-290 to be completed in 2024 in coordination with the future resurfacing project.

Justification:

The Village's half of Austin Boulevard from Roosevelt to Lake Street was last resurfaced in 1999 and is in need of resurfacing. The combined sewer mains have been televised and based on their condition several sections of sewers will need to be replaced in conjunction with the resurfacing project, primarily south of I-290. The Village received Federal STP funds to pay for 80% of the costs for the resurfacing project from Roosevelt to Lake in 2024. The Village will be partnering with the City for this resurfacing project so the entire roadway width can be resurfaced at one time. Staff will pursue grant opportunities for installing green/environmental corridors in alignment with Climate Action Plan Goal CA03 to support native plantings and wildlife along Austin Boulevard.

Current Status:

The Village received Federal STP funds for the resurfacing of Austin from Roosevelt to Lake St for 2024 (\$984,000 for construction and \$98,400 for construction engineering). The Village and City of Chicago will partner on the resurfacing project in 2024 to resurface the full width of the roadway with the City being the lead agency and overseeing the design and construction. The Village and City will be entering into an IGA for this work in the fall of 2022 to reimburse the City for local costs and to transfer the Federal STP funds for 80% of the costs for eligible items on the Village's side of the street. The Village will design and construct the 2024 sewer project separately from the resurfacing project using local Water & Sewer Funds.

Funding Sources	Account Number	Actuals		Budget	Amended Budget	Year End Estimate	Recommended Budget				
		FY 2020	FY 2021	FY 2022	FY2022	FY2022	FY2023	FY 2024	FY 2025	FY 2026	FY 2027
Motor Fuel Taxes	2038.41300.101.435480	-	-	-	-	-	-	136,000	-	-	-
FHWA Grant Revenue	3095.43780.101.431400	-	-	-	-	-	-	98,400	-	-	-
Main Capital Fund Revenues	Various	263,263	279,251	125,000	350,000	146,838	62,997	231,600	-	-	-
5040 Fund Revenues	5040.43730.101.444401	1,332,036	-	-	-	-	-	1,600,000	-	-	-
Total:		1,595,299	279,251	125,000	350,000	146,838	62,997	2,066,000	-	-	-

Expenditures											
Expenditures	Account Number	Actuals		Budget	Amended Budget	Year End Estimate	Recommended Budget				
		FY 2020	FY 2021	FY 2022	FY2022	FY2022	FY2023	FY 2024	FY 2025	FY 2026	FY 2027
Construction Resurfacing	2038.43780.101.570951	-	-	-	-	-	-	136,000	-	-	-
Surveying	3095.43780.101.570706	-	-	-	-	-	-	-	-	-	-
Environmental	3095.43780.101.530667	-	-	25,000	25,000	-	25,000	-	-	-	-
Design	3095.43780.101.570706	-	-	100,000	100,000	25,000	37,997	-	-	-	-
Construction Management	3095.43780.101.570951	-	-	-	-	-	-	150,000	-	-	-
Construction (Lake to North)	3095.43780.101.570951	263,263	279,251	-	225,000	121,838	-	-	-	-	-
Construction (Lake to Roosevelt)	3095.43780.101.570951	-	-	-	-	-	-	315,864	-	-	-
Construction (water)	5040.43730.777.570707	818,286	-	-	-	-	-	100,000	-	-	-
Construction (sewer)	5040.43750.781.570707	513,750	-	-	-	-	-	1,500,000	-	-	-
Total:		1,595,299	279,251	125,000	350,000	146,838	62,997	2,065,864	-	-	-

**Village of Oak Park
Capital Improvement Fund Project Sheet
2023 - 2027**

Project: Bicycle Boulevard Improvements

Priority Code: A

Category: Infrastructure Improvements



Description:

Bicycle Boulevards are streets designed to prioritize bicycle travel with infrastructure features that calm and reduce vehicular traffic on neighborhood streets and improve safety at busy intersections. Specific features will be discussed as part of the plan implementation.

Justification:

The Village Bicycle Plan adopted in 2008 established goals of increasing bicycle use and creating a safe and inviting environment for cycling. This Bicycle Boulevard is a means to work towards these goals. Staff will collaborate with neighboring communities to update the Village Bicycle Plan. The improvements align with Climate Action Goals CA01, VT01-2, VT09 and TS01 to improve pedestrian safety and reduce vehicle emissions by creating more opportunities for bicycle travel.

Current Status:

The Bicycle Boulevard System Study was approved by the Village Board on July 20, 2015. The Transportation Commission (TC) recommended the first phase of the boulevard system be implemented on Scoville Avenue and on Ontario Street due to its proximity to OPRF. The design of this first phase will be completed in 2022 with construction occurring in 2023. Future phases are shown for implementation with design and construction in 2023. The TC reviewed opportunities to modify the existing Boulevard plan to upgrade to dedicated or protected bike lanes and did not find any opportunities for creating these dedicated or protected bike lanes. The TC recommended to move forward with implementing the Boulevard plan with the remaining sections of Scoville Ave as being the next priority. The 2023 project

Funding Sources	Account Number	Actuals		Budget	Amended Budget	Year End Estimate	Recommended Budget				
		FY 2020	FY 2021	FY 2022	FY2022	FY 2022	FY 2023	FY 2024	FY 2025	FY 2026	FY 2027
Single Use Bag Fee Revenue	2310.41020.101.445459	-	-	-	35,000	35,000	-	-	-	-	-
Transfer from Debt Service	3095.41300.101.491425	-	-	200,000	200,000	-	235,000	200,000	200,000	200,000	-
Total:		-	-	200,000	235,000	35,000	235,000	200,000	200,000	200,000	-
Expenditures											
Design (Phase I & II)	2310.41020.101.570967	-	-	-	35,000	35,000	-	-	-	-	-
Construction	2310.41020.101.570967	-	-	-	-	-	-	-	-	-	-
Design (Phase I & II)	3095.43780.101.570967	-	-	35,000	35,000	-	35,000	35,000	35,000	35,000	-
Construction	3095.43780.101.570967	-	-	165,000	165,000	-	200,000	165,000	165,000	165,000	-
Total:		-	-	200,000	235,000	35,000	235,000	200,000	200,000	200,000	-

**Village of Oak Park
Capital Improvement Fund Project Sheet
2023 - 2027**

Project: Bicycle Parking Facilities

Priority Code: N/A

Category: Infrastructure Improvements



Description:

The project involves the installation of semi-vertical bike racks and pedestrian improvements on North Boulevard from Marion Street to Forest Avenue and the installation of covered bike parking shelters in parking lot 1 at Euclid and Harrison, parking lot 15 on Oak Park Ave south of Garfield and in a proposed bump-out at East Avenue and Harrison Street. FHWA is funding 80% of the eligible items of the project. The project also includes resurfacing Lot 1 and Lot 15.

Justification:

The Bike Plan recommends installing bike parking near transit stations.

Current Status:

In 2011 the Engineering Division applied for and received a CMAQ grant for the installation of bike parking facilities at locations near the CTA Blue & Green Line stations. The project was constructed in 2016 with final completion of punch list work in 2017. The Village paid for the project up-front and will be reimbursed by the State. The project was completed for \$386,444 which was \$8,642 under the awarded amount of \$395,086. In January of 2018 the Village invoiced the State \$285,678 for the State's 80% share of the eligible construction items and the construction management. The final Village's share for construction was \$122,156 and \$5,389 for construction management. The Village is still waiting for final reimbursement from IDOT.

Funding Sources	Account Number	Actuals		Budget		Amended Budget		Year End Estimate		Recommended Budget			
		FY 2020	FY 2021	FY 2022	FY2022	FY 2022	FY2023	FY 2024	FY 2025	FY 2026	FY 2027		
Grant Revenues	3095.43780.786.431400	-	-	-	-	126,074	-	-	-	-	-	-	
Total:		-	-	-	-	126,074	-	-	-	-	-	-	
Expenditures													
Design (Phase II)	3095.43780.101.570967	-	-	-	-	-	-	-	-	-	-	-	
Construction Management	3095.43780.101.570967	-	-	-	-	-	-	-	-	-	-	-	
Construction	3095.43780.101.570967	-	-	-	-	-	-	-	-	-	-	-	
Construction Parking Fund	5060.43770.787.570705	-	-	-	-	-	-	-	-	-	-	-	
Total:		-	-	-	-	-	-	-	-	-	-	-	

**Village of Oak Park
Capital Improvement Fund Project Sheet
2023 - 2027**

Project: Bicycle Racks

Priority Code: F

Category: Infrastructure Improvements



Description:

The project involves the purchase of bicycle racks for new installations and to replace older, rusted out racks.

Justification:

Bike racks are installed throughout the community, primarily focused in the business areas or in high pedestrian transit areas.

Current Status:

Bike racks are purchased and installed by Public Works staff. The Public Works Department purchased bike racks in 2022 for the first time in a number of years. Staff will need to purchase additional racks for future installations and plans to continue on a two year cycle.

Funding Sources	Account Number	Actuals		Budget	Amended Budget	Year End Estimate	Recommended Budget				
		FY 2020	FY 2021	FY 2022	FY2022	FY 2022	FY2023	FY 2024	FY 2025	FY 2026	FY 2027
Main Capital Fund Revenues	Various	-	-	5,000	5,000	5,000	-	5,000	-	5,000	-
Total:		-	-	5,000	5,000	5,000	-	5,000	-	5,000	-
Expenditures											
Construction	3095.43780.101.570962	-	-	5,000	5,000	5,000	-	5,000	-	5,000	-
Total:		-	-	5,000	5,000	5,000	-	5,000	-	5,000	-

**Village of Oak Park
Capital Improvement Fund Project Sheet
2023 - 2027**

Project: Brick Street and Alley Repairs

Priority Code: A

Category: Infrastructure Improvements



Description:

This project is focused on maintaining existing brick streets, alleys and crosswalks to address areas of settlement ,replace damaged pavers or add sand to brick joints.

Justification:

The Village has several blocks of brick streets and brick alleys that require occasional maintenance to address areas where bricks have settled or been damaged. Additional sand also needs to be added to the joints in the bricks on a periodic basis. Brick crosswalks also exist in many of the commercial districts that require maintenance.

Current Status:

This is an annual program and failed areas are identified throughout the year and scheduled for repair. In 2022 funds for brick repairs were spent for repairing Marion crosswalks. See Marion crosswalk sheet.

Funding Sources	Account Number	Actuals		Budget	Amended Budget	Year End Estimate	Recommended Budget				
		FY 2020	FY 2021	FY 2022	FY2022	FY 2022	FY2023	FY 2024	FY 2025	FY 2026	FY 2027
Main Capital Fund Revenues	Various	20,000	59,991	25,000	25,000	-	25,000	25,000	25,000	25,000	25,000
Total:		20,000	59,991	25,000	25,000	-	25,000	25,000	25,000	25,000	25,000
Expenditures											
Construction	3095.43780.101.570951	20,000	59,991	25,000	25,000	-	25,000	25,000	25,000	25,000	25,000
Total:		20,000	59,991	25,000	25,000	-	25,000	25,000	25,000	25,000	25,000

**Village of Oak Park
Capital Improvement Fund Project Sheet
2023 - 2027**

Project: Bridge Deck Repairs

Priority Code: A

Category: Infrastructure Improvements



Description:

The Village has maintenance responsibility for the bridge deck's wearing surface and joints over I-290 for the bridges at Home Avenue, Oak Park Avenue, East Avenue, Lombard Avenue, and the west half of Austin Boulevard. Repair work consists of replacing deteriorated or failing bridge joints, partial depth patching of deterioration of the wearing surface of the roadway and sidewalks and making ADA upgrades where needed.

Justification:

Per the agreement with the State of Illinois, the Village is responsible for the maintenance of the bridge decks over I-290. The surface and joints of many of the decks are in poor shape and in need of repairs. In order to make the repairs properly, there will need to be removal of portions of the concrete deck surface. In an effort to protect the vehicles traveling on the I-290 mainline, it is necessary to install wood shielding on the underside of the deck.

Current Status:

The 2017 work involved replacing the bridge joint at the north end of the Lombard Avenue bridge near Flournoy. The 2018 project included installing protective wood shielding under the Home Avenue bridge and patching sidewalks and parapet walls on Oak Park Avenue. The work in 2019 and 2020 included patching Home and East Avenue. Work was completed in late summer of 2020. The bridges are being inspected in 2022 and a 5-year plan for future repairs and maintenance work will be prepared this fall. Future years include \$10,000 annually for minor repair work and coatings to keep the bridges safe and minimize future deterioration. The 2023 project includes repairs to the fences and railings at Home Ave and sealing the pavement. The 2024 project includes joint repairs, patching, and wood shielding on Lombard and installing wood shielding under Oak Park Ave. Design and permitting for the 2024 project will occur in 2023.

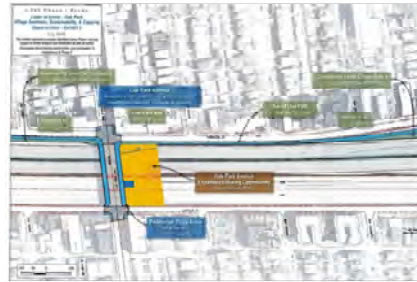
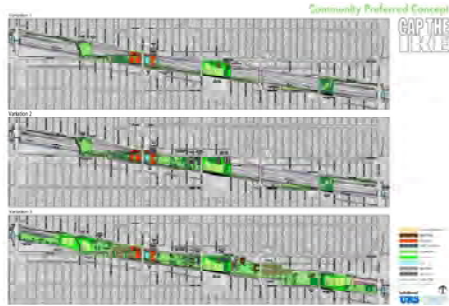
Funding Sources	Account Number	Actuals		Budget	Amended Budget	Year End Estimate	Recommended Budget				
		FY 2020	FY 2021	FY 2022	FY2022	FY 2022	FY 2023	FY 2024	FY 2025	FY 2026	FY 2027
Main Capital Fund Revenues	Various	195,407	225,571	34,400	34,400	34,400	95,000	250,000	10,000	10,000	10,000
	Total:	195,407	225,571	34,400	34,400	34,400	95,000	250,000	10,000	10,000	10,000
Expenditures											
Material Testing	3095.43780.101.530667	2,739	-	-	-	-	-	-	-	-	-
Inspection and 5-Year Plan	3095.43780.101.530667	-	-	24,400	24,400	24,400	-	-	-	-	-
Design (Phase II)	3095.43780.101.570706	-	-	-	-	-	35,000	-	-	-	-
Construction Management	3095.43780.101.570706	37,234	2,180	-	-	-	-	-	-	-	-
Design (Phase II)	3095.43780.101.570951	-	-	-	-	-	-	-	-	-	-
Permits	3095.43780.101.570951	-	-	-	-	-	25,000	-	-	-	-
Construction	3095.43780.101.570951	155,434	223,391	10,000	10,000	10,000	35,000	250,000	10,000	10,000	10,000
	Total:	195,407	225,571	34,400	34,400	34,400	95,000	250,000	10,000	10,000	10,000

**Village of Oak Park
Capital Improvement Fund Project Sheet
2023 - 2027**

Project: Cap the Ike Study

Priority Code: D

Category: Certain Professional Services



Description:

The Village previously received Federal Funds for studies and design related to capping I-290 (Cap the Ike). The current feasibility study focuses on the expanded bridge decking opportunities identified in the LOI with the primary emphasis on the Oak Park Avenue and East Avenue decks. The study also includes evaluating the various aesthetic treatments considered in the LOI on the bridges and how these treatments connect aesthetically with the expanded decking options and even with noise walls. The Home Avenue bridge is not included in this project as it will have its own phase I engineering study because the Home Avenue bridge can potentially be constructed independently from the I-290 Reconstruction project. The cost for the current feasibility is \$1,858,803.

Justification:

The existing bridges will be completely replaced with the I-290 Reconstruction project. The Village will need to complete the phase I preliminary design of any caps and expanded decking being considered with the I-290 project. The Village will use the Cap the Ike funds to complete the feasibility study and subsequent phase I preliminary designs of the expanded decks at Oak Park and East Avenues. Home Avenue will be a separate design project and is intended to be fully designed so that it could be built prior to the I-290 project in case Federal Funds become available for this work. The grants covers almost 100% of the costs which are paid up front by the Village and reimbursed by the State. The FHWA required revising the scope of the previous phase I study to a feasibility study to comply with the requirements to advance phase I studies to construction within 10 years. Installation of noise mitigation walls align with Climate Action Goal NIO2 to reduce noise impacts. Staff will also research potential opportunities to establish green corridors along the expressway to support native plantings and wildlife to incorporate Climate Action Goal CA03

Current Status:

The Village restarted the Cap the Ike study after work was suspended while IDOT was completing preliminary design of the I-290 Reconstruction project to ensure any proposed caps would be feasible and compatible with their proposed design. In 2017 the FHWA required the Village to revise the phase I study to a feasibility study to comply with their policies. In December 2017 the Village approved the scope for the feasibility study. IDOT has been reviewing the feasibility study's scope and contract since January 2018 and has not authorized work to start on the project yet. The proposed feasibility study focuses on the expanded bridge decking opportunities identified in the LOI with the primary emphasis on the Oak Park Avenue and East Avenue decks. The study also includes evaluating the various aesthetic treatments considered in the LOI on the bridges and how these treatments connect aesthetically with the expanded decking options and even with noise walls. Other items include identifying funding opportunities for the bridges by evaluating options for TIF districts or SSAs, best uses for the expanded decks including creating either a building or a platform for a building, a commercial development at Oak Park Avenue and athletic fields and facilities or park space at the East Avenue deck, options on how to incorporate and coordinate CTA station replacements with these caps, preliminary structural design of the bridges, environmental impacts from the caps, parking and traffic impacts to caps and cost analyses. The Home Avenue bridge is not included in this scope as it will have its own phase I engineering study. The Village has remaining grants which will be used to fund the feasibility study, the phase I & II designs for Home Avenue and any related work. The Village has 4 grants for this work with one grant covering 100% of costs (current available balance of \$719,376) and remaining 3 grants covering 80% of costs. Engineering work is paid up front by the Village and reimbursed by the State. IDOT is still reviewing the agreement for the services and has not authorized work to start yet.

Funding Sources	Account Number	Actuals		Budget		Year End Estimate		Recommended Budget			
		FY 2020	FY 2021	FY 2022	FY2022	FY 2022	FY2023	FY 2024	FY 2025	FY 2026	FY 2027
Transfer from Debt Service	3095.41300.101.491425	-	-	-	-	-	-	-	4,000,000	2,000,000	-
Main Capital Fund Revenues	Various	-	-	-	-	200,000	1,300,000	435,000	75,000	-	-
Grant Funds	3095.43780.101.431400	-	919	496,446	621,446	200,000	1,183,875	348,000	60,000	-	-
Total:		-	919	496,446	621,446	400,000	2,483,875	783,000	4,135,000	2,000,000	-
Expenditures											
Feasibility Study - Current	3095.43780.101.570706	-	919	496,446	621,446	200,000	1,300,000	360,000	-	-	-
Prelimin Design (Phase I) - Future	3095.43780.101.570706	-	-	-	-	-	-	75,000	75,000	-	-
Design (Phase II)	3095.43780.101.570706	-	-	-	-	-	-	-	4,000,000	2,000,000	-
Total:		-	919	496,446	621,446	200,000	1,300,000	435,000	4,075,000	2,000,000	-

**Village of Oak Park
Capital Improvement Fund Project Sheet
2023 - 2027**

Project: Cul-De-Sac Modifications

Priority Code: C

Category: Infrastructure Improvements



Description:

To modify the geometry of selected cul-de-sacs around the village in order to better accommodate delivery trucks.

Justification:

Due to the increase of delivery trucks over the last several years there are several cul-de-sacs around the village in which the current geometry does not properly accommodate the turning movements of delivery trucks. The cul-de-sacs are often rutted and having the landscaping destroyed. This project would revise the size of the cul-de-sac to reduce damage by trucks, and to restore any landscaping already damaged.

Current Status:

This project is currently anticipated to be implemented over 2 years starting in 2022. The 2022 Resurfacing of Various Streets project includes modifying 4 cul-de-sacs to improve turning radii and reduce damage and maintenance costs of the landscaping. The 2023 project includes modifying the 2 remaining cul-de-sac islands which have consistent damage.

Funding Sources	Account Number	Actuals		Budget	Amended Budget	Year End Estimate	Recommended Budget				
		FY 2020	FY 2021	FY 2022	FY2022	FY 2022	FY2023	FY 2024	FY 2025	FY 2026	FY 2027
Main Capital Fund Revenues	Various	-	-	25,000	25,000	25,000	15,000	-	-	-	-
Total:		-	-	25,000	25,000	25,000	15,000	-	-	-	-
Expenditures											
Construction	3095.43780.101.570951	-	-	25,000	25,000	25,000	15,000	-	-	-	-
Total:		-	-	25,000	25,000	25,000	15,000	-	-	-	-

**Village of Oak Park
Capital Improvement Fund Project Sheet
2023 - 2027**

Division Street Resurfacing

Priority Code: A

Category: Infrastructure Improvements



Description:

This project includes the resurfacing of Division Street from Harlem Avenue to Austin Blvd. Division Street was last resurfaced in 2007. The Village has programmed the use of State REBUILD Illinois funds (totaling \$3,418,965) for this project. Rebuild funds have been banked for 3 years for this 2023 project. This work will be broken into two construction projects. A separate locally funded water and sewer project which includes sewer lining from Hayes to Humphrey to address structural issues, sewer replacement from Grove Avenue to Oak Park Avenue which was identified as a recommended project in the combined sewer master plan to address basement backups, and a new sewer main west of Ridgeland to replace a deteriorated small diameter pipe. Water main replacement is from East Avenue to Elmwood Avenue to improve fire flows in the area which was identified as a recommended project in the Village's Water System Master Plan Report.

Justification:

Division Street was last resurfaced in 2007 and will be in need of resurfacing by the planned year of 2023. Sewers being replaced are in failing condition.

Current Status:

Design of the two projects is nearly complete and they will be bid in the fall of 2022. Work on the water and sewer project is planned to start in March of 2023 with the resurfacing project planned to start in May of 2023.

Funding Sources	Account Number	Actuals		Budget	Amended Budget	Year End Estimate	Recommended Budget				
		FY 2020	FY 2021	FY 2022	FY2022	FY 2022	FY 2023	FY 2024	FY 2025	FY 2026	FY 2027
REBUILD Illinois IDOT Grant	3040.43780.101.431400	-	-	-	-	-	2,970,000	-	-	-	-
Main Capital Fund Revenues	3095.41300.101.491425	-	-	375,000	375,000	270,942	-	-	-	-	-
5040 Fund Revenues	5040.43730.101.444401	-	-	-	-	-	1,775,000	-	-	-	-
Total:		-	-	375,000	375,000	270,942	4,745,000	-	-	-	-

Expenditures

Environmental & Geotech & Sewer Inspr	3095.43780.101.530667	-	-	25,000	25,000	6,000	-	-	-	-	-
Design	3095.43780.101.570706	-	-	350,000	350,000	264,942	-	-	-	-	-
Construction Management	3040.43780.101.570951	-	-	-	-	-	220,000	-	-	-	-
Construction	3040.43780.101.570951	-	-	-	-	-	2,750,000	-	-	-	-
Construction Management (Water)	5040.43730.777.570707	-	-	-	-	-	50,000	-	-	-	-
Construction Management (Sewer)	5040.43750.781.570707	-	-	-	-	-	50,000	-	-	-	-
Construction (Water Main)	5040.43730.777.570707	-	-	-	-	-	700,000	-	-	-	-
Construction (Sewer Main)	5040.43750.781.570707	-	-	-	-	-	975,000	-	-	-	-
Total:		-	-	375,000	375,000	270,942	4,745,000	-	-	-	-

**Village of Oak Park
Capital Improvement Fund Project Sheet
2023 - 2027**

Project: Eisenhower Expressway (I-290) Reconstruction Project

Priority Code: F

Category: Infrastructure Improvements



Description:

The Illinois Department of Transportation (IDOT) is in the process of finalizing Preliminary Engineering and Environmental (Phase I) Studies for the complete reconstruction of the Eisenhower Expressway (I-290), including all bridges from west of Mannheim Road to Racine Avenue through Oak Park. There will be certain Village costs associated with this project.

Justification:

As a result of the public meetings (Phase I) held in 2015 and 2016 with the Village Board, the community and IDOT, a number of Village responsibilities (project costs) have been included in the 2016 "Letter of Intent". These costs include items such as Traffic Signals, Bicycle and Pedestrian facilities, Roadway Lighting, Utility Relocation, Maintenance and Jurisdiction, Noise Walls, Bridge Aesthetics, Hardscape and Landscape. Installation of noise mitigation walls along the expressway and bicycle/pedestrian facility improvements align with Climate Action Goals NI02 and VT01-2 to reduce noise impacts and improve pedestrian safety.

Current Status:

The I-290 Reconstruction project is on-hold until funding becomes available although IDOT has applied for Federal funds for construction of the main drain and CTA stations at Austin/Lombard and Cicero including a new bridge at Lombard Ave. IDOT is including the Ridgeland Ave bridge replacement as part of their normal 5-year CIP with design starting in 2023 and construction planned for sometime between 2026 and 2028. The total I-290 Reconstruction project has an estimated construction cost of almost \$4 Billion. Should funding become available, design work would most likely start no sooner than 2 years after funding is secured to allow for IDOT's processes for selecting consulting firms for these large projects with construction work for the project starting probably around 5 years after funding is secured. Construction work would start with bridge replacements for several of the bridges crossing I-290. It is anticipated it will be an eight year project when started. When the project starts funds are provided for one (1) new FTE staff for coordination of this project with the community and IDOT.


Funding Sources	Account Number	Actuals		Budget	Amended Budget	Year End Estimate	Recommended Budget				
		FY 2020	FY 2021	FY 2022	FY2022	FY 2022	FY2023	FY 2024	FY 2025	FY 2026	FY 2027
Main Capital Fund Revenues	Various	-	-	-	-	-	-	-	150,000	150,000	150,000
Total:		-	-	-	-	-	-	-	150,000	150,000	150,000
Expenditures											
Construction Liaison Staff	3095.43780.101.510501	-	-	-	-	-	-	-	150,000	150,000	150,000
Total:		-	-	-	-	-	-	-	150,000	150,000	150,000

**Village of Oak Park
Capital Improvement Fund Project Sheet
2023 - 2027**

Project: Forest and Ontario - Traffic Calming & Landscaping

Priority Code: A

Category: Infrastructure Improvements



Description:

The Albion Development contributed \$340,000 in funds to the Village of Oak Park, the Municipal Arboretum and traffic calming. These funds are planned to be used in the nearby public right-of-way for enhancing the area and calming traffic. The proposed project includes replacing high level street lights with low level pedestrian lights, replacing deteriorated crosswalks, installing brick and limestone columns, installing a new enhanced crosswalk by the alley north of Lake Street on Forest Ave along with a pedestrian activated flashing beacon, adding a landscaped median on Forest near the 19th Century Club, landscaping, and street resurfacing. The scope and design was coordinated w the neighbors.

Justification:

The donated funds will be used in the nearby area to the Albion Development to offset impacts from the development for traffic calming which will incorporate landscaping and public art. Traffic calming improvements align with the Climate Action Plan Goals VT01-2 to address safer pedestrian crossings and reduce vehicle conflicts with cyclists and pedestrians.

Current Status:

The Village awarded a design contract in the fall of 2019. Design was put on hold in 2020 due to COVID and other staff priorities. The project is intended to be awarded in the fall of 2022 but due to long lead times for many materials much of the construction will occur in 2023. The Village received the \$340,000 in revenues in the spring of 2020 from the Albion Development. The project will include the resurfacing of Ontario Street and portions of Forest in the project limits which is in very bad condition.

Funding Sources	Account Number	Actuals		Budget	Amended Budget	Year End Estimate	Recommended Budget				
		FY 2020	FY 2021	FY 2022	FY2022	FY 2022	FY2023	FY 2024	FY 2025	FY 2026	FY 2027
CDBG Grant Revenue	2083.46201.101.431400	-	-	-	155,000	-	155,555	-	-	-	-
Main Capital Fund Revenues	Various	20,038	6,403	603,000	733,297	265,297	332,445	-	-	-	-
Albion Revenue	3095.43700.101.441462	340,000	-	-	-	-	-	-	-	-	-
Total:		360,038	6,403	603,000	888,297	265,297	488,000	-	-	-	-
Expenditures											
Construction (CDBG)	2083.46201.101.583651	-	-	-	155,000	-	155,555	-	-	-	-
Design (Phase I-II)	3095.43780.101.570955	20,038	6,403	-	40,297	40,297	-	-	-	-	-
Construction management	3095.43780.101.570955	-	-	48,000	63,000	25,000	38,000	-	-	-	-
Construction	3095.43780.101.570955	-	-	555,000	630,000	200,000	294,445	-	-	-	-
Total:		20,038	6,403	603,000	888,297	265,297	488,000	-	-	-	-

**Village of Oak Park
Capital Improvement Fund Project Sheet
2023 - 2027**

Project: Harlem Avenue Multimodal Bridge Project

Priority Code: F

Category: Infrastructure Improvements



Description:

Design and replacement of the Harlem viaduct in partnership with Forest Park and River Forest. The bridge is located at the intersecting border of the three communities with 1/2 of the bridge in Oak Park, 1/4 located in River Forest, and 1/4 located in Forest Park. Funding for the local share of the project (assuming the Village's receive a grant) is based on this same breakdown.

Justification:

The proposed Harlem Avenue Multimodal Bridge Project consists of the replacement of the existing bridge, the lowering of the Harlem roadway to provide for required clearances, and pedestrian and aesthetic enhancements that will transform this deteriorated bridge into a gateway for the three Villages. The new bridge will feature a clear span from viaduct wall to viaduct wall with no columns. The removal of the columns will not only improve the aesthetics but also improve traffic flow on Harlem. Sidewalk, lighting, and decorative treatments will enhance the pedestrian experience under and around the bridge. Vehicle idling in congested areas contributes to greenhouse gas emissions. Improving traffic flow in this area will reduce idling in alignment with Climate Action Goal AQ02 to minimize air pollution.

Current Status:

The phase I Engineering for this project is substantially complete and will likely result in a recommendation of a No Build due to conflicts with IDOT, CTA and CSX railroads unless these can be resolved. IDOT indicated that the project would not be approved until an ownership and maintenance Intergovernmental Agreement (IGA) was in-place between River Forest, Forest Park, Oak Park, IDOT, CTA, Metra and the Union Pacific Railroad. Based on the difficulties of obtaining even a simple letter of support from the railroads, an IGA based on the limited details available from a Phase I study will be extremely difficult to obtain. The IGA requirement coupled with a lack of funding for design and construction has caused the project to slow. Over the subsequent years, multiple grant opportunities were solicited in an effort to secure project funding in hopes that acquisition of a funding source would further the previous IGA discussions. As no funding source was acquired, the IGA discussion has not been revisited. The Villages requested an extension on this project and its federal funds as a result of this comment.

River Forest received \$250,000 in State funds to complete the phase 1 study for the additional design work, pay for UP design review fees, and negotiate with IDOT, UP, and CTA, in order to complete the phase 1 preliminary design for this project and obtain an IGA. Estimated total costs and timelines for future phases are: Phase II (Engineering Design)=\$2,500,000 lasting 2 years, and construction \$30,000,000 lasting 2 years. Costs shown below assume the Villages will only move forward with this project assuming a grant funds 80% of the total costs with the 3 Village's sharing the 20% local match being broken down by Village of Oak Park responsible for 50% of a local match with 25% River Forest and 25% Forest Park. The Village would pay up front for engineering and be reimbursed.

Funding Sources	Account Number	Actuals		Budget	Amended Budget	Year End Estimate	Recommended Budget				
		FY 2020	FY 2021	FY 2022	FY2022	FY 2022	FY 2023	FY 2024	FY 2025	FY 2026	FY 2027
Main Capital Fund Revenues	Various	-	-	-	-	-	-	125,000	125,000	1,500,000	1,500,000
Total:		-	-	-	-	-	-	125,000	125,000	1,500,000	1,500,000
Expenditures											
Preliminary Design Phase I Study	3095.43780.101.570706	-	-	-	-	-	-	-	-	-	-
Engineering Design Phase II	3095.43780.101.570706	-	-	-	-	-	-	125,000	125,000	-	-
Construction	3095.43780.101.570972	-	-	-	-	-	-	-	-	1,500,000	1,500,000
Total:		-	-	-	-	-	-	125,000	125,000	1,500,000	1,500,000

**Village of Oak Park
Capital Improvement Fund Project Sheet
2023 - 2027**

Project: Historic Sidewalk Replacement Program

Priority Code: D

Category: Infrastructure Improvements



Description:

Replacement or reinstallation of deteriorated, hazardous and/or non-ADA compliant sandstone sidewalks most of which are in historic districts. Historic sandstone sidewalks should be salvaged and re-installed where possible to maintain the longest continuous runs of sandstone sidewalk to maintain the historic character of these unique sidewalks. Replacement stone needs to be sourced for replacing sidewalks too deteriorated to reinstall or salvage.

Justification:

Improve pedestrian safety and maintain the historic character of these unique sidewalks primarily located in historic districts. The Historic Preservation Commission has been working since 2000 to develop a program to address these sidewalks as many are trip hazards. The Engineering Division completed a survey of all 4,260 stone sidewalk squares identifying which squares are in good condition, which can be relevelled and which require replacement. As of 2017 roughly 51% are level and in good condition, 33% require releveling and 16% are broken and require replacement. They will be prioritized to relevel squares and consolidate longer runs of stone sidewalks to preserve the character of the historic districts.

Current Status:

The Village last reset sandstone sidewalks in 2016 and 2017. The Village has applied for grant opportunities, such as ITEP, but has not been awarded a grant for this work to date. Work is being deferred due to staffing and other priorities.

Funding Sources	Account Number	Actuals		Budget	Amended Budget	Year End Estimate	Recommended Budget				
		FY 2020	FY 2021	FY 2022	FY2022	FY 2022	FY2023	FY 2024	FY 2025	FY 2026	FY 2027
Main Capital Fund Revenues	Various	-	-	50,000	50,000	-	-	50,000	50,000	50,000	50,000
Total:		-	-	50,000	50,000	-	-	50,000	50,000	50,000	50,000
Expenditures											
Construction	3095.43780.101.570953	-	-	50,000	50,000	-	-	50,000	50,000	50,000	50,000
Total:		-	-	50,000	50,000	-	-	50,000	50,000	50,000	50,000

**Village of Oak Park
Capital Improvement Fund Project Sheet
2023 - 2027**

Project: Home Avenue Bridge Deck Replacement

Priority Code: A

Category: Infrastructure Improvements



Description:

The Home Avenue Bridge is planned to be replaced with the future I-290 Reconstruction project although the bridge can be replaced in advance of the I-290 Reconstruction project should the Village want to accelerate the schedule for the replacement of the bridge due to its failing condition. The Village will need to complete a Phase I Preliminary Engineering Study and a Phase II design of the bridge should any non-standard design be considered. The LOI identifies a non-binding anticipated level of investment a future Village Board may think is appropriate for the Home Ave Bridge. The LOI identifies the future Home Avenue Bridge for medium overall investment including landscaped entryways with an architecturally significant bridge or possible architectural attachments to a bridge and limited landscaping on the bridge using in-ground planters or pots. The high cost scenario, which is not recommended per the LOI, consists of a linear park concept on the bridge itself with a high degree of landscaping on the bridge. The Village has several Cap the Ike grants to fund the design.

Justification:

The existing pedestrian bridge at Home Avenue is deteriorating and will be patched temporarily with a separate project and will be completely replaced with the I-290 Reconstruction project. The Village will need to complete the design of any non-standard bridge being considered with the I-290 project. If the bridge were to be constructed prior to the I-290 project, the Village will use the Cap the Ike funds to complete the Phase I and II engineering design for the Home Avenue Bridge so that it could be built prior to the I-290 project in case Federal Funds become available for this work. The grants cover 80% of the costs which are paid up front by the Village and reimbursed by the State. Installation of noise mitigation walls align with Climate Action Goal NIO2 to reduce noise impacts. Staff will also research potential opportunities to establish green corridors along the expressway to support native plantings and wildlife to incorporate Climate Action Goal CAO3.

Current Status:

The Engineering Division requested qualifications and proposals in eth fall of 2022 and the Board approved the Engineering Agreement and Agreements with eth State for the phase 1 and 2 engineering for the bridge. The Village is anticipating having IDOT approval to start design work in 2023. The design work for both phases will take approximately 3-4 years since it will be administered following IDOT's procedures due to the federal funding. The Village has three (3) Cap the Ike Grants to fund the design of the bridge.

Funding Sources	Account Number	Actuals		Budget	Amended Budget	Year End Estimate	Recommended Budget				
		FY 2020	FY 2021	FY 2022	FY2022	FY 2022	FY2023	FY 2024	FY 2025	FY 2026	FY 2027
Main Capital Fund Revenues	3095.41300.101.491425	-	-	-	-	-	60,000	100,000	200,000	3,546,422	-
Grant Funds	3095.43780.101.431400	-	-	-	-	-	240,000	400,000	800,000	2,053,578	-
Total:		-	-	-	-	-	300,000	500,000	1,000,000	5,600,000	-

Expenditures

Preliminary Engineering Study (Phase I)	3095.43780.101.570706	-	-	-	-	-	300,000	500,000	-	-	-
Design (Phase II)	3095.43780.101.570706	-	-	-	-	-	-	-	1,000,000	-	-
Construction Management	3095.43780.101.570951	-	-	-	-	-	-	-	-	600,000	-
Construction	3095.43780.101.570951	-	-	-	-	-	-	-	-	5,000,000	-
Total:		-	-	-	-	-	300,000	500,000	1,000,000	5,600,000	-

**Village of Oak Park
Capital Improvement Fund Project Sheet
2023 - 2027**

Lake Street Streetscaping and Resurfacing

Priority Code: N/A

Category: Infrastructure Improvements



Description:

The Lake Street Streetscape, Resurfacing and Utility Improvement projects were constructed in 2019 & 2020. The Village received \$3M in Federal STP funds for the streetscape project from Harlem to Euclid. The locally funded utility project consisted of water main replacement from Oak Park Avenue to Euclid Avenue, sewer replacement from Grove Avenue to Euclid Avenue and sewer lining in sections from Euclid Avenue to Ridgeland Avenue. The street resurfacing project was from Euclid Avenue to Austin Boulevard and uses local CIP funds and a \$310,000 grant from Cook County. There were advanced contracts for traffic signal lighting improvements at Albion to coordinate with the development and a separate purchase contract for traffic signal poles due to long lead times. The projects were substantially completed in 2020 and will be closed out with IDOT for the streetscape project over the next couple of years. The Village funded a grant program with DTOP for the Better Lake Street Rewards Program to help with potential loss of business during construction which used \$46,345 of funds.

Justification:

The Greater Downtown Master Plan includes recommendations for streetscape enhancements within these business districts. In early 2015 the Village Board re-established the Lake Street Streetscape Committee to discuss streetscape options for the roadway, sidewalks and underground public utilities on Lake Street as this public infrastructure is nearing the end of its useful service life. The Village received \$3M in Federal Highway STP funds for streetscape construction. The streetscape project was bid by IDOT in January of 2020 and paid up-front by the State with the Village being invoiced for its share. Costs shown for the streetscape project reflect the Village's expenses.

The streetscape project was substantially completion in late fall of 2020 on schedule and will be closed out with IDOT over the next couple of years. The water and sewer project was completed in the spring of 2020. The street resurfacing project was completed in the summer of 2020.

Funding Sources	Account Number	Actuals		Budget		Amended Budget		Year End Estimate		Recommended Budget			
		FY 2020	FY 2021	FY 2022	FY 2022	FY 2022	FY 2022	FY 2023	FY 2024	FY 2025	FY 2026	FY 2027	
Cook County Grant Revenues	3095.43780.101.531400	155,000	-	-	-	-	155,000	-	-	-	-	-	-
Main Capital Fund Revenues	Various	-	682,023	-	-	-	-	-	-	-	-	-	-
Transfer from Debt Service	3095.41300.101.491425	3,266,357	5,080,194	1,153,739	1,716,063	858,909	-	-	-	-	-	-	-
MFT Revenues	2038.41300.101.461490	-	-	900,000	900,000	900,000	-	-	-	-	-	-	-
5040 Fund Revenues	5040.43730.101.444401	2,270,465	-	-	-	-	-	-	-	-	-	-	-
Total:		5,691,822	5,762,217	2,053,739	2,616,063	1,913,909	-	-	-	-	-	-	-
Expenditures													
Construction Resurfacing	2038.43780.101.570951	-	-	900,000	900,000	900,000	-	-	-	-	-	-	-
Environmental Testing	3095.43780.101.530667	19,604	-	-	-	-	-	-	-	-	-	-	-
Right of Way Acquisition Assistance	3095.43780.101.530667	2,338	-	-	-	-	-	-	-	-	-	-	-
Construction Management	3095.43780.101.530667	20,266	2,207	-	1,029	1,015	-	-	-	-	-	-	-
Business Reward Program	3095.43780.101.570706	46,345	-	-	-	-	-	-	-	-	-	-	-
Landscape Design Phase 2	3095.43780.101.570706	2,122	-	-	-	-	-	-	-	-	-	-	-
Engineering Design (Phase 1-2)	3095.43780.101.570706	4,622	26,301	-	-	339	-	-	-	-	-	-	-
Construction Management	3095.43780.101.570706	1,300,468	32,764	25,000	42,233	17,233	-	-	-	-	-	-	-
Construction Street Resurfacing Project	3095.43780.101.570951	1,510,895	168,730	-	-	-	-	-	-	-	-	-	-
Right of Way Acquisition	3095.43780.101.570959	41,178	-	-	15,322	15,322	-	-	-	-	-	-	-
Vaulted Sidewalk Repairs	3095.43780.101.570959	4,487	-	-	-	-	-	-	-	-	-	-	-
Construction Traffic Signal - Lake & Forest	3095.43780.101.570959	21,175	-	-	-	-	-	-	-	-	-	-	-
Purchase Traffic Signal Poles and Mast Arms	3095.43780.101.570959	278,856	-	-	-	-	-	-	-	-	-	-	-
Construction Field Office	3095.43780.101.570959	14,001	3,171	-	-	-	-	-	-	-	-	-	-
Construction Streetscape Project	3095.43780.101.570959	-	5,529,044	1,128,739	1,657,479	825,000	-	-	-	-	-	-	-
Construction Water Project	5040.43730.777.570707	848,503	-	-	-	-	-	-	-	-	-	-	-
Construction Sewer Project	5040.43750.781.570707	1,421,962	-	-	-	-	-	-	-	-	-	-	-
Total:		5,536,822	5,762,217	2,053,739	2,616,063	1,758,909	-	-	-	-	-	-	-

**Village of Oak Park
Capital Improvement Fund Project Sheet
2023 - 2027**

Project: Landscape Improvements

Priority Code: D

Category: Infrastructure Improvements



Description:

Work includes upgrading of the Village's landscaped areas. Sites will be selected each year based on their condition.

Justification:

The Public Works Department maintains over 180 landscaped sites throughout the Village. This includes landscaped medians, cul-de-sacs, parking lots, business districts and traffic diverters. Current maintenance funding does not include the necessary funding to provide appropriate replacement and improvements.

Current Status:

Recent improvements included landscape enhancements in the Harrison Arts District, Downtown Oak Park, and Chicago and Austin Business Districts, Jackson Boulevard median, and Public Works Center rain garden. Future landscape enhancements projects include the diverters and cul-du-sacs, continued business district improvements, and the Jackson Boulevard median. Whenever appropriate, plants that support pollinators are incorporated into the design. Work in 2020 and in 2021 was suspended due to the COVID-19 pandemic.

Funding Sources	Account Number	Actuals		Budget	Amended Budget	Year End Estimate	Recommended Budget				
		FY 2020	FY 2021	FY 2022	FY2022	FY 2022	FY2023	FY 2024	FY 2025	FY 2026	FY 2027
Main Capital Fund Revenues	Various	-	-	50,000	50,000	50,000	60,000	60,000	60,000	60,000	60,000
Total:		-	-	50,000	50,000	50,000	60,000	60,000	60,000	60,000	60,000
Expenditures											
Construction	3095.43780.101.570963	-	-	50,000	50,000	50,000	60,000	60,000	60,000	60,000	60,000
Total:		-	-	50,000	50,000	50,000	60,000	60,000	60,000	60,000	60,000

**Village of Oak Park
Capital Improvement Fund Project Sheet
2023 - 2027**

Project: **Madison Street Corridor Traffic Calming (Jackson & Washington)**

Priority Code: **A**

Category: **Infrastructure Improvements**



Description:

The Village conducted a traffic study of the Madison Street corridor including Jackson and Washington Blvd as well as side streets that intersect Madison Street to predict potential traffic diversion and impacts from the Madison Street road diet project. The traffic study recommends a series of improvements on Jackson, Washington, and side streets based on predicted diversion rates from Madison. The potential traffic diversion from Madison is currently just a prediction and the actual impacts to the adjacent streets will not be known until traffic data is collected following the road diet project and COVID. The project includes collecting traffic data in the fall of 2022 then verifying what traffic calming improvements best fit the actual conditions. Improvements on Jackson are shown for construction in 2024 since Jackson is owned by the Village. Improvements on Washington are shown for 2024 and beyond since Washington is a State highway and improvements must be approved by IDOT. Washington and Oak Park signal modification and widening is shown on its own sheet. Other Washington improvements include bump outs to improve pedestrian safety. Side street calming measures are shown for 2024 for staff recommendations and again in 2025 to also account for additional calming measures for resident petition based improvements.

Justification:

To calm traffic and improve safety from potential traffic diversion from Madison Street due to the road diet project. Traffic calming improvements align with the Climate Action Plan Goals VT01-2 to address safer pedestrian crossings and reduce vehicle conflicts with cyclists and pedestrians.

Current Status:

Due to reduced traffic and lack of schools as a result of COVID and staffing shortages traffic data could not be collected in 2021 as intended. Traffic data is planned for fall 2022 with design to occur in 2023. Staff will recommend implementing improvements only where actual safety of calming improvements are needed based on actual traffic data starting in 2024 on Jackson and local side streets with any work on Washington taking longer to design and get approved by IDOT. Staff will be reviewing taking over jurisdiction of Washington from IDOT as part of this work since proposed calming measures will likely not be approved by IDOT.

Funding Sources	Account Number	Actuals		Budget	Amended Budget	Year End Estimate	Recommended Budget				
		FY 2020	FY 2021	FY 2022	FY2022	FY 2022	FY2023	FY 2024	FY 2025	FY 2026	FY 2027
Main Capital Fund Revenues	Various	-	-	475,000	495,000	55,000	35,000	495,000	110,000	-	-
Total:		-	-	475,000	495,000	55,000	35,000	495,000	110,000	-	-
Expenditures											
Design	3095.43780.101.570706	-	-	35,000	35,000	35,000	35,000	10,000	-	-	-
Traffic Data Collection	3095.43780.101.570706	-	-	-	20,000	20,000	-	-	-	-	-
Construction Management	3095.43780.101.570706	-	-	40,000	40,000	-	-	10,000	10,000	-	-
Construction (Jackson)	3095.43780.101.570955	-	-	250,000	250,000	-	-	250,000	-	-	-
Construction (Washington)	3095.43780.101.570955	-	-	-	-	-	-	75,000	-	-	-
Construction (side streets)	3095.43780.101.570955	-	-	150,000	150,000	-	-	150,000	100,000	-	-
Total:		-	-	475,000	495,000	55,000	35,000	495,000	110,000	-	-

**Village of Oak Park
Capital Improvement Fund Project Sheet
2023 - 2027**

Project: Madison Street Redevelopment and Streetscaping

Priority Code: A

Category: Infrastructure Improvements



Description:
The Village approved a Redevelopment Agreement in December of 2018 which includes the transfer of Village owned parcels at 700-728 Madison Street and right-of-way, the creation of a Pete's Fresh Market on the north side of Madison Street east of Oak Park Avenue, a senior living center on the south side of Madison, and for street resurfacing, streetscaping, and utility improvements on Madison from Oak Park Avenue to East Avenue. The Village previously completed conceptual streetscape designs and utility improvements that will be used as the basis of the design which will be refined and completed in coordination with the redevelopments' designs. Work includes street resurfacing, street lighting replacement, enhancements to the sidewalk and parkway areas, improved pedestrian crossings, and creating protected bike lanes. Redevelopment activities include utility relocation, environmental remediation, alley replacements, installations of cul de sacs, and miscellaneous site improvements.

Justification:
This project is in alignment with the Village Board's plan for improvement of this corridor. To improve the safety and appearance of the Madison Street business district, encourage development, and replace deteriorating infrastructure. The project also aligns with Climate Action Plan Goals VT01-2 to address safer pedestrian crossings and reduce vehicle conflicts with cyclists and pedestrians.

Current Status:
The Village approved the RDA in December of 2018. The Redico senior living center work was completed in the late summer of 2022. Pete's Fresh Market is currently having utility relocation work occurring with plans to start foundations in the winter for an anticipated opening in the fall of 2023. The Village's streetscape project was awarded in the fall of 2022 with work planned to start in the spring of 2023. Cost for the Village's streetscape project are \$5,250,000. Costs for CIP Streetscape also include \$281,547 for Pete's reimbursement per RDA and \$203, 682 for Redico reimbursement per approved agreement from June 2022.

Funding Sources	Account Number	Actuals		Budget	Amended Budget	Year End Estimate	Recommended Budget				
		FY 2020	FY 2021	FY 2022	FY2022	FY 2022	FY 2023	FY 2024	FY 2025	FY 2026	FY 2027
REBUILD Illinois IDOT Grant	3040.43780.101.431400	-	-	-	-	-	450,000	-	-	-	-
TIF Reserves		1,629,384	889,658	1,661,362	1,770,084	1,925,793	-	-	-	-	-
Main Capital Fund Revenues	Various	30,161	-	1,072,000	1,072,000	1,122,812	3,550,000	-	-	-	-
DCEO State Grant Revenue	3095.43780.101.431400	-	-	1,348,000	1,348,000	-	1,250,000	-	-	-	-
5040 Fund Revenues	5040.43730.101.444401	6,270	-	1,100,000	1,100,000	225,000	975,000	-	-	-	-
	Total:	1,665,815	889,658	5,181,362	5,290,084	3,273,605	6,225,000	-	-	-	-
Expenditures											
Streetscape Design	2072.41300.101.570698	32,700	38,223	-	108,722	108,722	-	-	-	-	-
Development Incentives & Environmenta	2072.41300.101.570698	-	280,753	1,650,000	1,650,000	1,772,701	-	-	-	-	-
Private Utility Relocation (ATT, ComEd, Etr	2072.41300.101.570698	1,150,075	570,682	-	-	44,370	-	-	-	-	-
Construction (Euclid W&S Relocation)	2072.41300.101.570698	282,272	-	-	-	-	-	-	-	-	-
Construction (Streetscape)	2072.41300.101.570698	-	-	11,362	11,362	-	-	-	-	-	-
Streetscape Design	2072.41300.101.570707	164,337	-	-	-	-	-	-	-	-	-
Construction (Streetscape)-REBUILD	3040.43780.101.570951	-	-	-	-	-	450,000	-	-	-	-
Construction Management (W&S Reloc)	3095.43780.101.530667	18,730	-	-	-	-	-	-	-	-	-
Streetscape Design	3095.43780.101.570706	11,431	-	-	-	62,583	-	-	-	-	-
Construction Management (Streetscape)	3095.43780.101.570959	-	-	320,000	320,000	75,000	350,000	-	-	-	-
Construction (Streetscape)	3095.43780.101.570959	-	-	2,100,000	2,100,000	985,229	3,200,000	-	-	-	-
Construction Management (W&S Relocat	5040.43730.777.570707	6,270	-	-	-	25,000	75,000	-	-	-	-
Construction (Water Main on Madison)	5040.43730.777.570707	-	-	1,100,000	1,100,000	200,000	900,000	-	-	-	-
	Total:	1,665,815	889,658	5,181,362	5,290,084	3,273,605	4,975,000	-	-	-	-

**Village of Oak Park
Capital Improvement Fund Project Sheet
2023 - 2027**

Project: Marion Street Crosswalk Repairs

Priority Code: A

Category: Infrastructure Improvements



Description:
This project consists of replacing the existing bluestone with matching colored concrete in the crosswalks on North Marion Street installed in 2007 and making repairs to granite crosswalks on South Marion Street installed in 2011. Work also includes replacing the granite edging with a white concrete edging to minimize future repairs.

Justification:
The bluestone in the existing crosswalks is deteriorating due to freeze thaw and vehicle loading. The granite edging of the crosswalks is also failing at several locations.

Current Status:
Portions of this work were completed between 2015, 2017, 2019 and 2021. Funds are shown as a placeholder should there be a need for future repairs. Crosswalks on Marion at South Blvd are planned for replacement with concrete in 2022 using these funds and funds originally planned for brick repairs and tree pit repairs.

Funding Sources	Account Number	Actuals		Budget	Amended Budget	Year End Estimate	FY2023	Recommended Budget			
		FY 2020	FY 2021	FY 2022	FY2022	FY 2022		FY 2024	FY 2025	FY 2026	FY 2027
Main Capital Fund Revenues	Various	-	21,180	25,000	25,000	78,996	-	25,000	25,000	25,000	25,000
Total:		-	21,180	25,000	25,000	78,996	-	25,000	25,000	25,000	25,000


Expenditures											
	Account Number	FY 2020	FY 2021	FY 2022	FY2022	FY 2022	FY2023	FY 2024	FY 2025	FY 2026	FY 2027
Construction	3095.43780.101.570951	-	-	-	-	25,000	-	-	-	-	-
Construction	3095.43780.101.570953	-	21,180	25,000	25,000	28,996	-	25,000	25,000	25,000	25,000
Construction	3095.43780.101.570959	-	-	-	-	25,000	-	-	-	-	-
Total:		-	21,180	25,000	25,000	78,996	-	25,000	25,000	25,000	25,000

**Village of Oak Park
Capital Improvement Fund Project Sheet
2023 - 2027**

Project: North Avenue Streetscape

Priority Code: F

Category: Infrastructure Improvements



Description:
This project consists of streetscaping on North Avenue from Oak Park Avenue to Austin Boulevard with some safety modifications and median modification from Harlem to Oak Park Ave and is intended to be a shared project with the City of Chicago. The Village and CDOT previously worked together on a transportation study of North Avenue as well as an economic development study which included recommendations for some of this work. IDOT is also planning a SMART corridor along North Ave to improve traffic flow and the Village entered into a Letter of Intent with the State for this work.

Justification:
The streetscaping work from Harlem to Oak Park Avenue was previously completed in 2006. The transportation study recommends a variety of streetscaping improvements. The project is intended to be designed by CDOT with CDOT overseeing the construction contract also. The Village and CDOT would need to enter into agreements to move forward with this project.

Current Status:
The State of Illinois approved a \$50M budget item from the Build Illinois Bond Fund to the Department of Commerce and Economic Opportunity (DCEO) for a grant to the City of Chicago, Village of Oak Park, and the Village of Elmwood Park to pay for costs associated with the North Avenue Streetscape Project and for business development. CDOT will be the lead agency (pending a future IGA with the Village) and oversee the design and construction of the streetscape project. The State funds should cover all costs for the streetscape project. The Village also received notice this spring of a separate \$200,000 appropriation for the North Avenue Project from United States Senator Richard Durbin as part of the FY22 Omnibus Appropriations Act and staff will work with Senator Durbin's office on next steps and best use of these funds considering the State funds already allocated for the Project. The federal funds are currently shown for 2024 for design for any potential items which may be outside the scope of a streetscape project.

Funding Sources	Account Number	Actuals		Budget	Budget	Estimate	Recommended Budget				
		FY 2020	FY 2021	FY 2022	FY 2022	FY 2022	FY 2023	FY 2024	FY 2025	FY 2026	FY 2027
Main Capital Fund Revenues	3095.41300.101.491425	-	-	350,000	350,000	-	-	260,000	-	-	-
Grant Revenues (Durbin Omnibus)		-	-	-	-	-	-	200,000	-	-	-
Total:		-	-	350,000	350,000	-	-	460,000	-	-	-
Expenditures											
Design	3095.43780.101.570706	-	-	350,000	350,000	-	-	200,000	-	-	-
Construction	3095.43780.101.570959	-	-	-	-	-	-	-	-	-	-
Construction (SMART corridor local share)	3095.43780.101.570966	-	-	-	-	-	-	60,000	-	-	-
Total:		-	-	350,000	350,000	-	-	260,000	-	-	-

**Village of Oak Park
Capital Improvement Fund Project Sheet
2023 - 2027**

Project: North Marion Street Streetscape

Priority Code: B

Category: Infrastructure Improvements



Entry Feature Concept at Marion and Holley Court Garage

Description:

This project consists of installing streetscaping on the block of North Marion Street from Lake Street to Ontario Street to complete the last portion of DTOP along with sewer improvements to improve the capacity and reduce basement backups in portions of DTOP. The proposed scope includes new street and pedestrian lighting with outlets, traditional concrete sidewalks and curbs, asphalt resurfacing, crosswalk enhancements by Holley Court, pedestrian improvements at Ontario, street furniture, and sewer improvements. The scope was reduced to eliminate bluestone north of Holley Court and the bank.

Justification:

The streetscaping work was added to the design of the Lake Street Streetscape project by the Village Board in January of 2016. The construction of this one block was removed from the scope of the Lake Street project by the Village Board in 2017 to reduce the cost of the Lake Street project. Completing the streetscape on this block would complete the streetscape and unify the aesthetics for all of DTOP. Sewer improvements to interconnect two parallel sewers on Marion and extend a sewer south of the alley will improve capacity to buildings in DTOP.

Current Status:

Engineering design was completed in 2022 with the project scheduled to be bid in the fall of 2023 for construction in 2024, pending Board approval.

Funding Sources	Account Number	Actuals		Budget	Amended Budget	Year End Estimate	Recommended Budget				
		FY 2020	FY 2021	FY 2022	FY2022	FY 2022	FY2023	FY 2024	FY 2025	FY 2026	FY 2027
Main Capital Fund Revenues	3095.41300.101.491425	-	-	-	-	24,276	-	1,100,000	-	-	-
5040 Fund Revenues	5040.43730.101.444401	-	-	-	-	-	-	100,000	-	-	-
Total:		-	-	-	-	24,276	-	1,200,000	-	-	-

Expenditures											
Design (Lighting and Electrical)	3095.43780.101.530667	-	-	-	-	24,276	-	-	-	-	-
Construction Management	3095.43780.101.570959	-	-	-	-	-	-	100,000	-	-	-
Construction	3095.43780.101.570959	-	-	-	-	-	-	1,000,000	-	-	-
Construction Sewer	5040.43750.781.570707	-	-	-	-	-	-	100,000	-	-	-
Total:		-	-	-	-	24,276	-	1,200,000	-	-	-

**Village of Oak Park
Capital Improvement Fund Project Sheet
2023 - 2027**

Oak Park Avenue Streetscaping and Resurfacing

Priority Code: A

Category: Infrastructure Improvements



Description:

This project includes the 2021 resurfacing of Oak Park Avenue from Roosevelt Road to North Avenue including water and sewer work. The Village received federal STP funds for 80% of the costs of the resurfacing project. Future years' budgets include funds for the Oak Park Avenue streetscape and utility improvement project from Randolph to Ontario planned for construction in 2024. The scope of the streetscaping is to be determined, so conceptual level costs have been shown for those improvements which are assumed at \$3.75M. The 2024 streetscape and utility project includes sewer main replacement from Randolph to Ontario and water main replacement from South Blvd to Lake Street.

Justification:

Oak Park Avenue was last paved in 2004 and 2005 and was in need of resurfacing. The streetscape project was originally scheduled for work in 2022 but was deferred due to COVID and to provide a break in construction for the businesses in the Hemingway District.

Current Status:

The 2021 resurfacing and water and sewer project is complete and the Village is waiting for final invoicing from IDOT for the resurfacing project which was completed under budget. The conceptual design of the streetscape project is underway and final concepts and construction cost estimates will be presented to the Village Board prior to starting final design. Construction is planned for 2024.

Funding Sources	Account Number	Actuals		Budget		Amended Budget	Year End Estimate	Recommended Budget			
		FY 2020	FY 2021	FY 2022	FY2022	FY 2022	FY2023	FY 2024	FY 2025	FY 2026	FY 2027
MFT Revenues	2038.41300.101.435480	-	-	-	257,542	175,000	-	-	-	-	-
Main Capital Fund Revenues	3095.41300.101.491425	541,443	417,055	170,000	682,160	463,503	975,000	4,100,000	-	-	-
5040 Fund Revenues	5040.43730.101.444401	-	4,710,219	7,500	502,599	376,807	-	6,250,000	-	-	-
Total:		541,443	5,127,274	177,500	1,442,301	1,015,310	975,000	10,350,000	-	-	-
Expenditures											
Construction Resurfacing	2038.43780.101.570951	-	-	-	257,542	175,000	-	-	-	-	-
Design (Phase I-II)	3095.43780.101.570706	541,443	-	-	175,759	175,759	275,000	-	-	-	-
Phase II Design Streetscape	3095.43780.101.570706	-	-	-	-	-	700,000	-	-	-	-
Construction Management	3095.43780.101.570706	-	82,257	20,000	307,744	287,744	-	350,000	-	-	-
Construction Resurfacing	3095.43780.101.570951	-	334,798	150,000	198,657	-	-	-	-	-	-
Construction Streetscape	3095.43780.101.570959	-	-	-	-	-	-	3,750,000	-	-	-
Construction Water	5040.43730.777.570707	-	2,482,862	-	483,170	357,945	-	1,250,000	-	-	-
Construction Management- Water	5040.43730.777.570707	-	275,091	-	-	-	-	150,000	-	-	-
Construction Field Office	5040.43750.781.570707	-	11,951	7,500	7,500	6,933	-	-	-	-	-
Construction Management- Sewer	5040.43750.781.570707	-	354,102	-	-	-	-	350,000	-	-	-
Construction Sewer	5040.43750.781.570707	-	1,586,213	-	11,929	11,929	-	4,500,000	-	-	-
Total:		541,443	5,127,274	177,500	1,442,301	1,015,310	975,000	10,350,000	-	-	-

**Village of Oak Park
Capital Improvement Fund Project Sheet
2023 - 2027**

Project: Pavement Preservation Treatments

Priority Code: A

Category: Infrastructure Improvements



Description:

Maintenance of existing asphalt roadways with surface treatments to extend their life and improve the riding quality of the roadways and preserve the deeper layers of the pavement structure. Traditionally work performed is pavement patching, microsurfacing rejuvenators, and crack filling on asphalt roadways that are currently in good or better condition, but other new technologies will be also be explored. Pavement patching is used to maintain existing asphalt and concrete roadways.

Justification:

Surface maintenance treatments are the most cost-effective way to extend the service life of asphalt roadways and achieve the longest lasting pavements for the least amount of money. Patching maintains overall riding quality, extends service life of roadways and minimizes the damage to vehicles.

Current Status:

Various pavement preservation treatments (microsurfacing, crack filling, seal coating, pavement patching, rejuvenators, etc.) are used with this project to maintain the roadways depending on the conditions of the various streets being rehabilitated. This is an annual maintenance program. The 2022 project did not include microsurfacing due to contractor availability and pricing. The 2024 Budget includes funds for microsurfacing portions of Jackson, Harrison, and Augusta.

Funding Sources	Account Number	Actuals		Budget	Amended Budget	Year End Estimate		Recommended Budget			
		FY 2020	FY 2021	FY 2022	FY2022	FY 2022	FY2023	FY 2024	FY 2025	FY 2026	FY 2027
Main Capital Fund Revenues	Various	466,780	-	450,000	450,000	350,000	450,000	1,000,000	450,000	450,000	450,000
	Total:	466,780	-	450,000	450,000	350,000	450,000	1,000,000	450,000	450,000	450,000
Expenditures											
Construction (patching)	3095.43780.101.570951	25,000	-	-	-	-	-	-	-	-	-
Construction (pavement preservation)	3095.43780.101.570977	441,780	-	450,000	450,000	350,000	450,000	1,000,000	450,000	450,000	450,000
	Total:	466,780	-	450,000	450,000	350,000	450,000	1,000,000	450,000	450,000	450,000

**Village of Oak Park
Parking Fund Capital Project Sheet
2023 - 2027**

Project: Lot 10 Reconstruction and Streetscaping

Priority Code: B

Category: Infrastructure Improvements



Description:
 Parking Lot 10 is located between Marion Street and Forest Avenue north of the railroad viaduct. This project includes reconstructing the pavement of the off-street parking lot and installing a new permeable parking lot, replacing sidewalks along the north edge of the parking lot to improve accessibility, landscaping improvements, and the resurfacing of North Boulevard from Marion to Forest. The Village submitted a MWRD grant application for the installation of the permeable parking lot in the fall of 2022. This permeable parking lot work is not proposed to move forward unless the Village receives a grant for the work. The parking lot would be resurfaced with traditional asphalt in 2024 if there are no grant funds along with sidewalk replacement and landscaping work.

Justification:
 The asphalt for Lot 10 is in need of resurfacing due to its condition. The sidewalks along the north side of Lot 10 are in need of replacement due to impacts from the mature trees, and the median island separating angled spaces along North Boulevard from the parking lot is in need of work and improvements for pedestrian access. The Village applied for a MWRD grant to install a permeable parking lot here due to its sandy soils and in conformance with the Climate Action Plan.

Current Status:
 The Village applied for a MWRD grant for the permeable pavement portion of the project in September of 2022. Notice of grant awards would be anticipated in late 2022 or early 2023. If the Village receives a grant for the work, the Village would front the costs and be reimbursed by the grant.

Funding Sources	Account Number	Actual FY2020	Actual FY 2021	Budget FY2022	Amended Budget FY2022	Year End Estimate FY2022	Budget FY 2023	Budget FY 2024	Budget FY 2025	Budget FY 2026	Budget FY 2027
Main Capital Fund Revenues	Various	-	-	-	-	-	50,000	200,000	-	-	-
Parking Operating Revenues	Various	-	-	-	-	-	-	535,000	-	-	-
Grant Revenue- MWRD	3095.43700.815.440477	-	-	-	-	-	-	300,000	-	-	-
Total:		-	-	-	-	-	50,000	1,035,000	-	-	-
Expenditures											
Engineering (Design & Construction Management)	3095.43780.101.570706	-	-	-	-	-	50,000	50,000	-	-	-
North Blvd Street Resurfacing	3095.43780.101.570951	-	-	-	-	-	-	50,000	-	-	-
Streetscaping	3095.43780.101.570959	-	-	-	-	-	-	100,000	-	-	-
North Blvd Parking Space Resurfacing	5060.43770.787.570707	-	-	-	-	-	-	35,000	-	-	-
Permeable Parking Lot Construction	5060.43770.787.570707	-	-	-	-	-	-	500,000	-	-	-
Total:		-	-	-	-	-	50,000	735,000	-	-	-

**Village of Oak Park
Capital Improvement Fund Project Sheet
2023 - 2027**

Project: Paver Brick and Tree Pit/In-Ground Planter Maintenance Priority Code: A Category: Infrastructure Improvements



Description:

Work consists of replacing damaged or missing paver bricks, repairing tree pits and in-ground planters in various business districts.

Justification:

This work is necessary to eliminate safety tripping hazards in heavy pedestrian areas and improve the aesthetics of the business districts.

Current Status:

This work is ongoing by Public Works staff for the smaller jobs but contract work is necessary for larger volume or more complicated work. With the aging brick pavers in many of the business districts, there will be a need for this ongoing work for the foreseeable future. In 2022 funds for this project were spent for repairing Marion crosswalks. See Marion Crosswalk sheet.

Funding Sources	Account Number	Actuals		Budget	Amended Budget	Year End Estimate	Recommended Budget					
		FY 2020	FY 2021	FY 2022	FY 2022	FY 2022	FY 2023	FY 2024	FY 2025	FY 2026	FY 2027	
Main Capital Fund Revenues	Various	19,210	-	25,000	25,000	-	25,000	25,000	25,000	25,000	25,000	25,000
Total:		19,210	-	25,000	25,000	-	25,000	25,000	25,000	25,000	25,000	25,000
Expenditures												
Construction	3095.43780.101.570959	19,210	-	25,000	25,000	-	25,000	25,000	25,000	25,000	25,000	25,000
Total:		19,210	-	25,000	25,000	-	25,000	25,000	25,000	25,000	25,000	25,000

**Village of Oak Park
Capital Improvement Fund Project Sheet
2023 - 2027**

Project: Pedestrian Signal Upgrades

Priority Code: N/A

Category: Infrastructure Improvements



Description:

The Village received a Safe Routes to School Grant for this project which includes installing LED countdown pedestrian signals and upgrading equipment within the traffic signal controllers at signalized intersections. IDOT has already upgraded the 14 signals they have jurisdiction over in the Village with similar equipment as part of a separate State contract. The Federal grant is for \$137,280 for construction and construction engineering. The Village will be responsible for paying the balance.

Justification:

Pedestrian countdown signals will enhance the pedestrian safety at 19 of the Village's signalized intersections. Remaining intersections have been either upgraded by IDOT or are planned for upgrading as part of other projects at those intersections.

Current Status:

Construction was completed in 2019. The Village and the consultant are closing the project out with IDOT and received reimbursement of the \$109,553 in grant revenues in 2020 and received reimbursement of \$13,605 for engineering in 2022. The Village paid for the project up front and was reimbursed for 80% of the costs. The project was constructed under budget.

Funding Sources	Account Number	Actuals		Budget	Amended Budget	Year End Estimate	Recommended Budget				
		FY 2020	FY 2021	FY 2022	FY2022	FY 2022	FY 2023	FY 2024	FY 2025	FY 2026	FY 2027
Main Capital Fund Revenues	Various	-	-	-	-	-	-	-	-	-	-
Grant Revenue	3095.43780.752.431400	109,553	-	-	-	13,605	-	-	-	-	-
Net Annual Total:		109,553	-	-	-	13,605	-	-	-	-	-
Expenditures											
Construction Management	3095.43780.101.570971	1,826	-	-	-	-	-	-	-	-	-
Construction	3095.43780.101.570971	-	-	-	-	-	-	-	-	-	-
Total:		1,826	-	-	-	-	-	-	-	-	-

**Village of Oak Park
Capital Improvement Fund Project Sheet
2023 - 2027**

Project: Replacement of Parkway Trees

Priority Code: B

Category: Other/Miscellaneous



Description:

The Village purchases and plants parkway trees annually. The Village has been a member of the Suburban Tree Consortium for several years. The consortium has approximately 40 members and this combined buying power allows member communities to direct the nurseries as to the size, species and specifications of trees to be grown and planted.

Justification:

Primarily, trees replace those that have been removed due to disease, insect infestation, damage or safety. The recent experience of tree removal is approximately 300-500 trees per year primarily due to Dutch Elm Disease (DED) and natural senescence. Due to spacing criteria, not every tree removed creates a planting space. Currently 98% of the identified parkway planting spots are planted. In order to increase the Village's overall tree canopy cover, planting trees on private property is needed. We propose a pilot private tree planting incentive program beginning in 2025. It will partially reimburse property owners for the cost of planting a tree on their property. The initial reimbursement program will fund the planting of approximately 40 private trees.

Current Status:

This is an annual program. Miscellaneous revenue is collected each year to supplement budgeted costs. Revenue is generated from damage to public trees through law claims or construction and restitution collected for trees removed in association with development. At the funding level of \$175,000 annually, approximately 275 trees can be planted. \$60,000 of this budget will be spent on contract tree watering. \$5,000 of this budget will be spent on contract growing trees to increase tree planting diversity throughout the Village. In 2025 an additional \$10,000 is requested to fund the private tree planting reimbursement program.

Funding Sources	Account Number	Actuals		Budget	Amended Budget	Year End Estimate	Recommended Budget				
		FY 2020	FY 2021	FY 2022	FY2022	FY 2022	FY2023	FY 2024	FY 2025	FY 2026	FY 2027
Aggregation Renewable Energy Fee	2310.41020.101.441485		100,000	-	-	-	-	-	-	-	-
Parkway Tree Removal Revenues	1001.43800.741.440483		-			70,724					
Main Capital Fund Revenues	Various	58,238	97,012	200,000	200,000	200,000	175,000	175,000	185,000	185,000	185,000
Total:		58,238	197,012	200,000	200,000	270,724	175,000	175,000	185,000	185,000	185,000

Expenditures

Sustainable VOP projects	2310.41020.101.570851	-	100,000			-	-	-	-	-	-
Construction	3095.43780.101.570957	58,238	97,012	200,000	200,000	270,724	175,000	175,000	185,000	185,000	185,000
Total:		58,238	197,012	200,000	200,000	270,724	175,000	175,000	185,000	185,000	185,000

**Village of Oak Park
Capital Improvement Fund Project Sheet
2023 - 2027**

Project: Resurfacing of Various Streets and Parking Lots

Priority Code: A

Category: Infrastructure Improvements



Description:

This annual project consists of resurfacing and reconstructing local streets and resurfacing Village owned on-street and off-street parking lots.

Justification:

Local streets should be resurfaced every 15-20 years to maintain the deeper layers of asphalt, concrete or stone bases. Streets already deteriorated need to be reconstructed with deeper layers of asphalt or new base courses to restore their structural integrity. Staff will pursue grant opportunities for installing permeable pavement on deteriorated roads marked for reconstruction in alignment with Climate Action Goal GI03 to invest in green infrastructure and reduce the number of impervious surfaces in the Village.

Current Status:

The FY2020 Budget was reduced from \$1,000,000 to \$250,000 for local street resurfacing plus funds to close out prior years' projects and the FY2021 Budget was reduced to only include CDBG funds for local street resurfacing plus funds to close out prior years' projects due to COVID. The 2022 project includes using \$1.75M in State DCEO grant funds. The Village will front the costs and be reimbursed by the State. Projects on this sheet do not include the use of sustainable materials beyond what is typically used for these types of projects. Should the Village Board direct the use of additional sustainable materials, costs for these items are proposed to be funded using the Sustainability Fund.

Funding Sources	Account Number	Actuals		Budget		Estimate		Recommended Budget			
		FY 2020	FY 2021	FY 2022	FY 2022	FY 2022	FY 2023	FY 2024	FY 2025	FY 2026	FY 2027
		Amended		Year End							
CDBG Grant Revenue	2083.46201.101.431400	93,419	374,880	400,000	576,500	576,500	384,843	400,000	400,000	400,000	400,000
5040 Fund Revenues	5040.43730.101.444401	-	-	208,887	208,887	208,887	-	-	-	-	-
5060 Fund Revenues	5060.43770.101.422481	-	-	86,300	86,300	86,300	-	-	-	-	-
Main Capital Fund Revenues	Various	82,254	60,240	1,882,000	2,786,931	2,786,931	2,220,000	2,424,000	2,424,000	2,424,000	2,424,000
State DCEO Grant Revenue	3095.43780.101.431400	-	-	1,652,000	1,652,000	1,750,000	-	-	-	-	-
Grant Revenues (Reimbursement State Funded Project 2014)		-	-	-	-	60,000	-	-	-	-	-
Total:		175,673	435,120	4,229,187	5,310,618	5,468,618	2,604,843	2,824,000	2,824,000	2,824,000	2,824,000
Expenditures											
Construction (CDBG)	2083.46201.668.583651	93,419	374,880	400,000	576,500	576,500	384,843	400,000	400,000	400,000	400,000
Surveying	3095.43780.101.570706	-	-	40,000	40,000	40,000	40,000	40,000	40,000	40,000	40,000
Construction Engineering	3095.43780.101.570706	-	24,964	-	-	-	-	-	-	-	-
Design	3095.43780.101.570951	-	-	190,000	190,000	124,000	-	192,000	192,000	192,000	192,000
Construction Engineering	3095.43780.101.570951	-	-	152,000	152,000	127,110	180,000	192,000	192,000	192,000	192,000
Construction (Resurfacing)	3095.43780.101.570951	82,254	35,276	1,500,000	2,404,931	2,495,821	2,000,000	2,000,000	2,000,000	2,000,000	2,000,000
Construction (Water Main)	5040.43730.777.570707	-	-	208,887	208,887	208,887	-	-	-	-	-
Construction (Parking Lots)	5060.43770.787.570707	-	-	86,300	86,300	86,300	-	-	-	-	-
Total:		175,673	435,120	2,577,187	3,658,618	3,658,618	2,604,843	2,824,000	2,824,000	2,824,000	2,824,000

**Village of Oak Park
Capital Improvement Fund Project Sheet
2023 - 2027**

Ridgeland Avenue Resurfacing

Priority Code: F

Category: Infrastructure Improvements



Description:

This project includes the resurfacing of Ridgeland Avenue from Augusta Street to North Avenue, sidewalk corner ramp improvements to meet current ADA requirements using CDBG funds, a bike & ped activated flashing beacon and crossing enhancements at Lemoyne, and traffic signal modernization of the existing older signal at the Division Street intersection. Ridgeland Avenue is an unmarked State highway from Roosevelt Road to Augusta Street. The Village received a grant of \$944,000 for construction and \$140,000 for construction engineering of Federal Surface Transportation Program (STP) funds for the resurfacing of Ridgeland from Augusta to North Ave. The STP funds will cover 80% of the costs for eligible items with MFT funds being used to fund 10% of the construction costs. Design is locally funded to avoid delays with IDOT. Construction costs are estimated at \$1,250,000 (\$944,000 fed STP, \$118,000 MFT, \$118,000 CIP, and \$70,000 CDBG) and the State will pay for construction and invoice the Village for the MFT and local share. The Village will pay for construction engineering and be reimbursed by the State for 80% of the costs.

Justification:

Ridgeland from Division to North Avenue was last resurfaced in 2010 and the pavement will be in need of resurfacing. Ridgeland south of Augusta was resurfaced in 2015 and is in good condition and does not need resurfacing and STP funds can only be used on the Village owned portion of Ridgeland north of Augusta. Some of the traffic signal equipment at Division is very old and is nearing the end of its useful life and will be replaced and modernized with this project. The crosswalk and signal improvements for this project align with Climate Action Plan Goals VT01-2 and VT08 to address safer pedestrian crossings and improve ADA compliance.

Current Status:

Construction is planned for 2026. Design work will start in 2024 since the project will be administered by IDOT because of the federal funding.

Funding Sources	Account Number	Actuals		Budget FY 2022	Amended Budget FY 2022	Year End Estimate FY 2022	Recommended Budget				
		FY 2020	FY 2021				FY 2023	FY 2024	FY 2025	FY 2026	FY 2027
CDBG Grant Revenue	2083.46201.101.431400	-	-	-	-	-	-	-	-	70,000	-
MFT Revenues	2038.41300.101.435480	-	-	-	-	-	-	-	-	118,000	-
Grant Revenue	3095.43780.101.431400	-	-	-	-	-	-	-	-	140,000	-
Main Capital Fund Revenues	Various	-	-	-	-	-	100,000	90,000	293,000	-	-
Transfer from Debt Service	3095.41300.101.491425	-	-	-	-	-	-	-	-	-	-
Total:		-	-	-	-	-	100,000	90,000	621,000	-	-
Expenditures											
Construction (MFT)	2038.43780.101.570951	-	-	-	-	-	-	-	-	118,000	-
Construction (CDBG)	2083.46201.668.583651	-	-	-	-	-	-	-	-	70,000	-
Design	3095.43780.101.570706	-	-	-	-	-	100,000	90,000	-	-	-
Construction Management	3095.43780.101.570951	-	-	-	-	-	-	-	-	175,000	-
Construction	3095.43780.101.570951	-	-	-	-	-	-	-	-	118,000	-
Total:		-	-	-	-	-	100,000	90,000	481,000	-	-

**Village of Oak Park
Capital Improvement Fund Project Sheet
2023 - 2027**

Roosevelt Road Pedestrian Safety Improvements

Priority Code: C

Category: Infrastructure Improvements



Description:

IDOT currently has Roosevelt Road from DesPlaines Avenue to Belt Railway (east of Austin Blvd) planned for resurfacing in 2023. This project is for replacement of the In Road Warning Light (IRWL) crosswalk system at the Home Avenue and Roosevelt Road intersection. The Village owns and maintains this system per agreement with IDOT and is responsible for replacing it with the IDOT resurfacing project. The system was originally installed in 2010 with the Roosevelt Road streetscape project. The other IRWL crosswalks on Roosevelt are owned by Berwyn and Cicero.

Justification:

The Village owns and maintains the IRWL system at Home and Roosevelt per an agreement with IDOT. IDOT is requiring the Village replace the system in the roadway as part of their resurfacing project. The crosswalk improvements align with Climate Action Plan Goals VT01-2 to address safer pedestrian crossings and reduce vehicle conflicts with cyclists and pedestrians.

Current Status:

IDOT currently has Roosevelt Road planned for resurfacing in 2023. It was last resurfaced in 2010. It was last resurfacing in 2010. The IRWL will not be replaced due to continuing maintenance costs & issues.

Funding Sources	Account Number	Actuals		Budget	Amended Budget	Year End Estimate	Recommended Budget				
		FY2020	FY2021	FY2022	FY2022	FY2022	FY 2023	FY 2024	FY 2025	FY 2026	FY 2027
Main Capital Fund Revenues	Various	-	-	-	-	-	-	-	-	-	-
Total:		-	-	-	-	-	-	-	-	-	-
Expenditures											
Construction	3095.43780.101.570955	-	-	-	-	-	-	-	-	-	-
Total:		-	-	-	-	-	-	-	-	-	-

**Village of Oak Park
Capital Improvement Fund Project Sheet
2023 - 2027**

Project: Sidewalk Replacement

Priority Code: A

Category: Infrastructure Improvements



Description:

This project consists of public sidewalk replacement. Primary funding is through Community Development Block Grant (CDBG) Funds since most work is an eligible expense for Americans with Disabilities Act (ADA) improvements. The project includes additional public right-of-way sidewalk that is not supported through CDBG funds such as carriage walks, 50-50 requests, project specific repairs and sidewalk cutting. Sidewalk cutting eliminates trip hazards by angle cutting sidewalks with elevation differences instead of full replacement, which will be utilized around schools and businesses to avoid the impacts from traditional concrete replacement.

Justification:

This project is critical for improving accessibility, pedestrian safety, and in complying with the ADA. The scope of the project aligns with Climate Action Plan Goals VT01-2 and VT08.

Current Status:

The 2022 sidewalk project is planned for construction in the fall of 2022. The 2022 sidewalk program focuses on sidewalks along the east-west streets in the north half of the Village. There were too many defects found in the inspections to complete all of the east-west sidewalks for the entire Village in one year. The 2023 program will focus on the east-west sidewalks in the south half of the Village.

Funding Sources	Account Balance	Actuals		Budget	Amended Budget	Year End Estimate	Recommended Budget				
		FY 2020	FY 2021	FY 2022	FY2022	FY 2022	FY2023	FY 2024	FY 2025	FY 2026	FY 2027
CDBG Grant Revenue	2083.46201.101.431400	293,439	199,358	365,609	365,609	365,609	225,000	350,000	200,000	200,000	200,000
Misc Revenues (50/50 program)	3095.43700.822.440474	7,986	1,290	-	-	-	-	-	-	-	-
Main Capital Fund Revenues	Various	23,556	18,724	75,000	75,000	75,000	25,000	75,000	50,000	50,000	50,000
Total:		324,981	219,372	440,609	440,609	440,609	250,000	425,000	250,000	250,000	250,000
Expenditures											
Construction CDBG	2083.46201.101.583656	293,439	199,358	365,609	365,609	365,609	225,000	350,000	200,000	200,000	200,000
Construction CIP Sidewalk	3095.43780.101.570953	31,542	18,724	75,000	75,000	75,000	25,000	75,000	50,000	50,000	50,000
Total:		324,981	218,082	440,609	440,609	440,609	250,000	425,000	250,000	250,000	250,000

**Village of Oak Park
Capital Improvement Fund Project Sheet
2023 - 2027**

Project: South Boulevard Streetscape and Utility Improvement Priority Code: N/A Category: Infrastructure Improvement



Description:

The Village received \$1,127,240 of federal TCSP grant funds to construct a streetscape project on South Boulevard and also received an additional \$300,000 in federal STP funds. The project was coordinated with the Lincoln Property development along South Boulevard. The project included sewer main lining and water main replacement on South Boulevard and full pavement replacement and streetscaping with decorative materials and lighting from Harlem Avenue to Marion Street, water main replacement from Harlem Avenue to Marion Street and sewer main lining on South Boulevard. The total construction cost paid by the State and the Village is invoiced for our share. The Village pays upfront for engineering and is reimbursed by the State.

Justification:

The Village received federal TCSP grant funds in 2012 to install the streetscape at this location and an additional \$300,000 in STP funds in December 2015.

Current Status:

The project was completed in 2019. The estimated total cost of the construction is \$3,191,704 with the Village's share estimated at \$1,925,149 plus an additional \$12,573 paid to the contractor for work which IDOT could not include in the contract. Due to the delay in coordinating the work with the Lincoln Development, the Village approved a change order for construction and construction management to pay for the increased costs for labor, materials and coordination with the development and a second change order to fund the costs for provided a heated work environment to allow for the installation of the bricks and bluestone in the winter. Construction Engineering cost is \$258,712 with the Village share equal to \$107,027. The project is still being closed out with IDOT and final invoices have not been sent yet.

Funding Sources	Account Number	Actuals		Budget		Amended		Year End			
		FY 2020	FY 2021	FY 2022	FY 2022	FY 2022	FY 2023	Recommended Budget			
								FY 2024	FY 2025	FY 2026	FY 2027
MFT Revenues	2038.41300.101.435480	-	-	-	723,840	723,840	-	-	-	-	-
Main Capital Fund Revenues	Various	-	-	-	723,470	12,573	-	-	-	-	-
Total:		-	-	-	1,447,310	736,413	-	-	-	-	-
Expenditures											
Construction Resurfacing	2038.43780.101.570951	-	-	-	723,840	723,840	-	-	-	-	-
Construction	3095.43780.101.570951	-	-	-	723,470	12,573	-	-	-	-	-
Total:		-	-	-	1,447,310	736,413	-	-	-	-	-

**Village of Oak Park
Capital Improvement Fund Project Sheet
2023 - 2027**

Project: Street Furniture

Priority Code: D

Category: Infrastructure Improvement



Description:

Purchase of street furniture such as benches, Village trash cans and planter containers in business districts.

Justification:

Street furniture is regularly replaced in an effort to maintain aesthetically pleasing public areas. Replacement is necessary due to furniture becoming damaged or deteriorated.

Current Status:

The Village annually budgets for the purchase of these items and purchases them as necessary. There are now more different styles of decorative trash cans, planter containers and benches in the various business districts including Southtown, Pleasant District, DTOP Marion/Westgate, western Chicago Avenue and along Roosevelt Road. Having extra furniture in stock will allow for more timely replacement in the event there is damage from vehicles. The 2020 and 2021 programs were reduced due to the COVID-19 pandemic.


Funding Sources	Account Number	Actuals		Budget	Amended Budget	Year End Estimate	Recommended Budget				
		FY 2020	FY 2021	FY 2022	FY2022	FY 2022	FY2023	FY 2024	FY 2025	FY 2026	FY 2027
Main Capital Fund Revenues	Various		-	15,000	15,000	15,000	-	15,000	15,000	15,000	15,000
	Total:		-	15,000	15,000	15,000	-	15,000	15,000	15,000	15,000
Expenditures											
Construction	3095.43780.101.570958	-	-	15,000	15,000	15,000	-	15,000	15,000	15,000	15,000
	Total:	-	-	15,000	15,000	15,000	-	15,000	15,000	15,000	15,000

**Village of Oak Park
Capital Improvement Fund Project Sheet
2023 - 2027**

Project: Street Lighting System Rehabilitation

Priority Code: A

Category: Infrastructure Improvements



Description:

Work involves repairs to the street lighting system. Repairs include removing the temporary aerial wires and re-installing them underground as well as repairing temporary underground defects. The project also involves upgrading of older deteriorating street light service cabinets.

Justification:

In an effort to maintain the street lighting system, temporary repairs are made in some instances so that the street lights remain operational. These temporary repairs need to be made permanent at some point to maintain the integrity of the system.

Also, many of the residential street lighting circuits get electricity straight from the ComEd alley feeds. The Village has light pole mounted control boxes to energize these circuits that feed the street lights. Most of these boxes have photo sensors that control when the street lights go on when it gets dark. The system has roughly 400 control boxes which are close to 50 years old and are in need of replacement.

Current Status:

Funds had been planned to be used in 2022 to refurbish two street light cabinets-one at Maple/Roosevelt and Marion and Randolph depending on cost. Due to the COVID-19 pandemic, these were postponed until 2022. In the coming years there will need to continue to replace overhead wires to underground cables, refurbish more street light cabinets. As noted above, the Village will also need to make plans to replace the light pole mounted control boxes. This work is proposed to start in 2024. Staff is currently looking at different options and price estimates for this project.

Expenditures	Account Number	Actuals		Budget	Amended Budget	Year End Estimate	Recommended Budget				
		FY 2020	FY 2021	FY 2022	FY2022	FY 2022	FY2023	FY 2024	FY 2025	FY 2026	FY 2027
Main Capital Fund Revenues	Various	-	-	25,000	25,000	25,000	50,000	100,000	100,000	100,000	100,000
	Total:	-	-	25,000	25,000	25,000	50,000	100,000	100,000	100,000	100,000
Expenditures											
Construction	3095.101.43780.570954	-	-	25,000	25,000	25,000	50,000	100,000	100,000	100,000	100,000
	Total:	-	-	25,000	25,000	25,000	50,000	100,000	100,000	100,000	100,000

**Village of Oak Park
Capital Improvement Fund Project Sheet
2023 - 2027**

Project: Street Lighting System
Replacement - Alley Lighting

Priority Code: A

Category: Infrastructure Improvements

100W Mercury Vapor Alley Light Fixture



40W LED Alley Light Fixture



Description:

This project involves replacing older alley streetlights with more energy efficient equipment.

Justification:

As a result of community interest and Village Board discussion, a replacement program of the older 100 Watt residential street and alley lighting was proposed. Switching from mercury vapor to LED alley lighting will save on energy usage and maintenance costs. It is also becoming more difficult and expensive to procure mercury vapor lamps as more efficient and less polluting types of lighting fixtures have entered the market. Although it is still legal to purchase mercury vapor lamps, the United States banned the sale of mercury vapor ballasts in 2008. According to the ban, existing fixtures can remain in service but, as they burn out, they must be replaced with newer, more efficient lighting alternatives. Currently staff is replacing mercury vapor with metal halide ballasts until they can switch over to LED lamps and fixtures.

Current Status:

In 2019 and 20, 2,500 residential low level street lights were replaced. In 2022, project engineering was completed to replace approximately 1,000 alley lights with new energy efficient, Dark Sky-compliant fixtures. Based on current ComEd grant programs, the Village anticipates receiving a rebate of approximately \$90,000 once all of the fixtures are installed in 2023. This project was originally budgeted using Sustainability Funds, but due to lack of available funds in the Sustainability Fund, the project is being financed with the Capital Improvement Fund since the alley lights are at at end of their existing service life and the Village will receive approximately \$90,000 in revenues to offset these expenses.

Funding Sources	Account Number	Actual FY 2020	Actual FY2021	Budget FY2022	Amended		Year					
					Budget FY2022	Estimate FY2022	Budget FY 2023	Budget FY 2024	Budget FY 2025	Budget FY 2026	Budget FY 2027	
Grant Revenue	3095.43780.101.431400						90,000					
Aggregation Renewable Energy Fee	2310.41020.101.441485	119,791	-	175,000	-	467	-	-	-	-	-	-
Main Capital Fund Revenues	Various	-	-	-	175,000	175,000	225,000	-	-	-	-	-
Total:		119,791	-	175,000	175,000	175,467	315,000	-	-	-	-	-
Expenditures												
Construction	2310.41020.101.570954	119,791	-	175,000	-	467	-	-	-	-	-	-
Construction	3095.43780.101.570954	-	-	-	175,000	175,000	225,000	-	-	-	-	-
Total:		119,791	-	175,000	175,000	175,467	225,000	-	-	-	-	-

**Village of Oak Park
Capital Improvement Fund Project Sheet
2023 - 2027**

Project: Thermoplastic Striping

Priority Code: A

Category: Infrastructure Improvements



Description:

The Village re-stripes a portion of its streets each year in order to maintain their visibility using a material called Thermoplastic. Work will also include refreshing the striping and symbols used for bike lanes and "share the road" pavement markings. In addition, this work will also include repairing or replacing the specialty crosswalks such as those seen in the Harrison Arts District.

Justification:

Thermoplastic pavement markings typically last three to five years depending on traffic and weather. This material holds service life longer than using painted pavement markings.

Current Status:

This program is completed every other year. The scope of the work to be performed this year includes various centerlines, turn lanes, and parking lanes and striping on arterial roads. Various stop bars and crosswalks adjacent to schools and other areas are also scheduled to be completed. Every two years we evaluate what areas are needed most for this work.

Funding Sources	Account Number	Actuals		Budget	Amended Budget	Year End Estimate	Recommended Budget				
		FY 2020	FY 2021	FY 2022	FY2022	FY 2022	FY2023	FY 2024	FY 2025	FY 2026	FY 2027
Main Capital Fund Revenues	Various	-	49,294	-	-	-	50,000	-	50,000	-	50,000
Total:		-	49,294	-	-	-	50,000	-	50,000	-	50,000
Expenditures											
Construction	3095.43780.101.570951	-	49,294	-	-	-	50,000	-	50,000	-	50,000
Total:		-	49,294	-	-	-	50,000	-	50,000	-	50,000

**Village of Oak Park
Capital Improvement Fund Project Sheet
2023 - 2027**

Project: Traffic Calming Improvements

Priority Code: C

Category: Infrastructure Improvements



Description:

Purchase and installation of traffic control devices, signs, banners and larger improvements to slow or calm traffic and improve safety. Traffic calming improvements are installed at locations based on resident requests and petition processes to reduce speeds and increase safety. Improvements consist of a variety of treatments including alley speed bumps, pedestrian crossing signs, traffic islands, stanchions for creating temporary diverters and islands, etc. Traffic calming also includes the installation of rapid rectangular flashing beacons and pedestrian activated blinking crosswalk signage for improving the safety of pedestrians on busy streets. Staff is proposing installing these at higher volume pedestrian crossings, near schools and parks, where vulnerable populations (children or elderly) have to cross major streets.

Justification:

Traffic calming improvements that are not as expensive or have less of an impact to the overall character of a neighborhood are typically installed based on requests if they are justified. Larger more costly improvements are done via petition processes and traffic studies to warrant their installation. Special Service Areas may be used to fund permanent installations for larger improvements and would be budgeted for in the following year. The project aligns with Climate Action Goals VT01-2 and VT06 to improve pedestrian safety at crossings, reduce traffic collisions with pedestrians, and allow residents to request calming improvements similar to the Slow Streets Program. Staff will also pursue funding opportunities to conduct an accessibility review and include necessary improvements to meet current ADA requirements at requested locations to incorporate Climate Action Goal VT08.

Current Status:

This is an annual program for calming traffic and implementing recommendations for traffic calming from the Village Board based on resident petitions. The FY2022 Budget includes funds to purchase an additional 4 speed radar signs which will be used to help slow traffic and also to collect data for evaluating speeds on local streets. The budget includes the installation of traffic calming devices to improve safety at crosswalks such as pedestrian-activated blinking crosswalk signage or Rapid Rectangular Flashing Beacons at \$15,000 per intersection with Scoville/South Blvd planned for 2023. Due to a large backlog of traffic calming petitions, budgets for 2022 through 2024 have been increased to implement any recommended traffic calming devices from the Transportation Commission and Village Board from these resident petitions. The budget include funds for installing larger traffic calming devices included in the traffic calming toolbox such as pinch points, bump outs or speed tables (on the perimeter north-south streets) on residential streets which can cost from \$5,000-\$15,000 per installation. The budget also includes approximately \$5,000 for miscellaneous traffic calming devices as needed.

Funding Sources	Account Number	Actuals		Budget	Amended Budget	Year End Estimate	Recommended Budget				
		FY 2020	FY 2021	FY 2022	FY2022	FY 2022	FY2023	FY 2024	FY 2025	FY 2026	FY 2027
General Fund		-	-	150,000	225,000	75,000	100,000	50,000	50,000	50,000	50,000
Main Capital Fund Revenues	Various	-	-	112,000	112,000	52,768	75,000	45,000	20,000	20,000	20,000
Total:		-	-	262,000	337,000	127,768	175,000	95,000	70,000	70,000	70,000
Expenditures											
Consultant Support for TC petitions	1001.43700.723.530667	-	-	150,000	225,000	75,000	100,000	50,000	50,000	50,000	50,000
Construction (crosswalk enhancements)	3095.43780.101.570955	-	-	-	-	-	15,000	15,000	-	-	-
Purchase of Speed Radar Signs (4 @ \$8,000/eac)	3095.43780.101.570955	-	-	32,000	32,000	32,000	-	-	-	-	-
Construction (bump outs/pinch pts/speed tables)	3095.43780.101.570955	-	-	75,000	75,000	20,000	55,000	25,000	15,000	15,000	15,000
Construction Misc.	3095.43780.101.570955	-	-	5,000	5,000	768	5,000	5,000	5,000	5,000	5,000
Total:		-	-	262,000	337,000	127,768	175,000	95,000	70,000	70,000	70,000

**Village of Oak Park
Capital Improvement Fund Project Sheet
2023 - 2027**

Project: Traffic Signal Controller and Detection Equipment Replacement Priority Code: A Category: Infrastructure Improvements



Description:

This project involves upgrading of the existing traffic signal controllers, vehicle detection loops and pedestrian crossing push buttons and signals with new equipment. The Village maintains 42 separate traffic signalized intersections. 28 of these are owned and maintained by the Village, 14 are owned or partially owned by IDOT but maintained by the Village. Note: The intersections at Oak Park/North Blvd and Oak Park/South Blvd are controlled by one cabinet.

Justification:

Some of the existing traffic control equipment is obsolete and must be replaced. Existing vehicle detection equipment (traffic loops) have been repaired and will need work only as needed. The current priority is to focus on replacement of older control cabinets and installing Uninterrupted Power Supplies (UPS), which is a battery backup, on some of the more problematic traffic control cabinets that experience frequent power outages. This will keep the traffic signals operational during power outages. Many of the older pedestrian crossing push buttons need to be replaced in the future. Replacement traffic controller computers are approximately \$5,000, new cabinets are approximately \$15,000-\$20,000, traffic detector loops are approximately \$1,500 each and upgrading pedestrian push buttons can cost approximately \$10,000 per intersection. Uninterrupted Power Supplies (UPS) are approximately \$7,000 per intersection.

Current Status:

This project is proposed to continue through 2026. Each year there will be a mixture of control box upgrades and Uninterrupted Power Supply (UPS) installs. Funds are included to upgrade controllers and equipment at two intersections annually and for upgrading a cabinet with an UPS per year. More work can be added depending on the funds available. Work will generally replace the oldest equipment first including the following intersections: Lake/Harvey (new cabinet 2022), Lake /East (new cabinet 2022), Chicago/Kenilworth (upgrade to UPS 2023), Lombard/Madison (new cabinet 2024), Home/Madison (new cabinet 2024), Ridgeland/Lenox (upgrade to UPS 2024), Oak Park/Pleasant (new cabinet 2024), Madison/Wisconsin (upgrade to UPS 2025) Oak Park North/South Blvd (Upgrade to UPS 2024), Oak Park/Harrison (new cabinet 2026), Oak Park/Garfield (new cabinet 2026), Oak Park/Augusta (upgrade to UPS 2026), Jackson/Highland (new cabinet 2027), Ridgeland/Division (new cabinet 2027), and Oak Park/Harvard (upgrade to UPS 2027).

Funding Sources	Account Number	Actuals		Budget	Amended Budget	Year End Estimate	Recommended Budget				
		FY 2020	FY 2021	FY 2022	FY2022	FY 2022	FY2023	FY 2024	FY 2025	FY 2026	FY 2027
Main Capital Fund Revenues	Various	29,675	20,000	45,000	45,000	-	45,000	60,000	65,000	75,000	75,000
Total:		29,675	20,000	45,000	45,000	-	45,000	60,000	65,000	75,000	75,000
Expenditures											
Construction	3095-43780-101-570971	29,675	20,000	45,000	45,000	-	45,000	60,000	65,000	65,000	75,000
Total:		29,675	20,000	45,000	45,000	-	45,000	60,000	65,000	65,000	75,000

**Village of Oak Park
Capital Improvement Fund Project Sheet
2023 - 2027**

Project: Viaduct Lighting

Priority Code: A

Category: Infrastructure Improvements



Description:

With the Viaduct Lighting improved in the high visible viaducts of Marion Street, Oak Park Avenue and Ridgeland Avenue, a more basic upgrade of the remaining viaducts is in order. The pedestrian, roadway lights and beacon warning lights were upgraded to LED on the rest of the viaducts in 2019 except for the Village's side of the viaducts located at Austin Blvd and Harlem Ave which still need to have LED wall packs installed. These and the viaducts at, Home Avenue, Clinton Avenue, Kenilworth Avenue, Euclid Avenue, East Avenue, Scoville Avenue, Harvey Avenue, Lombard Avenue and Humphrey Avenue need to have the old conduit replaced. The existing control and junction boxes will also need to be replaced with new waterproof boxes.

Justification:

Most of the lighting was replaced in 2019. Due to the costs, we were not able to replace the conduit and control & junction boxes at that time. We have been able to temporarily patch some viaducts as needed, but a permanent replacement is needed.

Current Status:

All of the out dated Wall Pack fixtures were replaced with LED fixtures in 2019 except for the Village's side of the Austin Blvd and Harlem Avenue viaducts. New LED Viaduct Lighting plus conduit replacement work at the Harlem and Austin viaducts, and conduit replacement work at the Home Ave viaduct are planned for 2023. Conduit replacement work will continue at: the Clinton, Kenilworth and Euclid viaducts in 2024; the East Avenue, Scoville Avenue, and Harvey Avenue viaducts in 2025; and will conclude with the Lombard Avenue and Humphrey Avenue viaducts in 2026.

Funding Sources	Account Number	Actuals		Budget	Amended Budget	Year End Estimate	Recommended Budget				
		FY 2020	FY 2021	FY 2022	FY 2022	FY 2022	FY 2023	FY 2024	FY 2025	FY 2026	FY 2027
Main Capital Fund Revenues	Various	15,390	-	-	-	-	25,000	25,000	25,000	25,000	25,000
Total:		15,390	-	-	-	-	25,000	25,000	25,000	25,000	25,000
Expenditures											
Construction	3095.43780.101.570954	15,390	-	-	-	-	25,000	25,000	25,000	25,000	25,000
Total:		15,390	-	-	-	-	25,000	25,000	25,000	25,000	25,000

**Village of Oak Park
Capital Improvement Program
2023 - 2027**

Project: Village Hall Parking and Landscaping Improvements Priority Code: N/A Category: Building Improvements



Description:
Reconstruction/repaving of the Village Hall parking lot. Work will include removal of the existing asphalt, base repair, sewer repair, repaving of the parking lot, re-striping, repair of the basement-garage roof, and replacement of all existing light poles and fixtures. Landscaping improvements will include plantings in the parking lot island, perimeters of the parking lot; and upgrading the plaza area by installing tree pits, planters, upgraded street furniture and installation of hexagonal pavers.

Justification:
The existing parking lot is deteriorating and has several large areas that have completely failed. The existing lighting system is original from the 1970's and is in need of replacement, new and improved lighting will improve safety and appearance of the parking lot.

Current Status:
The project was completed in 2019 with punch list landscaping completed in the spring of 2020.

Funding Sources	Account Number	Actuals		Budget		Amended	Year End	Recommended Budget				
		FY 2020	FY 2021	FY 2022	FY 2022	Budget	Estimate	FY 2023	FY 2024	FY 2025	FY 2026	FY 2027
TIF Increment	2072.41300.101.411401	10,901	-	-	-	-	-	-	-	-	-	-
Main Capital Fund Revenues	Various	-	-	-	-	-	-	-	-	-	-	-
5060 Fund Revenues	5060.43770.101.422481	28,553	-	-	-	-	-	-	-	-	-	-
Total:		39,454	-	-	-	-	-	-	-	-	-	-

Expenditures

Conceptual Landscape Design	2072-41300-101-570698	-	-	-	-	-	-	-	-	-	-	-
Design (Phase II- structural)	2072-41300-101-570707	-	-	-	-	-	-	-	-	-	-	-
Design (Phase II- lighting)	2072-41300-101-570707	-	-	-	-	-	-	-	-	-	-	-
Design (Phase II- landscaping)	2072-41300-101-570707	-	-	-	-	-	-	-	-	-	-	-
Construction	2072-41300-101-570707	10,901	-	-	-	-	-	-	-	-	-	-
Environmental	3095.43780.101.530667	-	-	-	-	-	-	-	-	-	-	-
Construction Management	3095.43780.101.530667	-	-	-	-	-	-	-	-	-	-	-
Construction Management	5060.43770.787.570707	25,030	-	-	-	-	-	-	-	-	-	-
Construction (Charging Stations)	5060-43770-787-570707	3,523	-	-	-	-	-	-	-	-	-	-
Total:		39,454	-	-	-	-	-	-	-	-	-	-

**Village of Oak Park
Capital Improvement Fund Project Sheet
2023 - 2027**

Project: Vision Zero Plan

Priority Code: C

Category: Infrastructure Improvements



Description:

As part of the adopted Village Board goals, the Village Board recommended exploring a Vision Zero plan for improved pedestrian safety. While there are many versions of Vision Zero, most Vision Zero plans are built around a strategy to eliminate all traffic fatalities and severe injuries, while increasing safe, healthy, equitable mobility for all.

Justification:

A Vision Zero plan can be a tool and planning document to improve pedestrian and bike safety and to develop a comprehensive approach to traffic calming throughout the Village. This plan aligns with the Climate Action Plan Goals VT01-2 to address safer pedestrian crossings, reduce driving speeds and vehicle conflicts with cyclists and pedestrians.

Current Status:

The Village has applied for multiple grants to develop a Vision Zero plan including a State Research and Planning grant in the spring of 2022 and a Safe Streets and Roads for All grant in September. The Transportation Commission is reviewing what items it recommends be included in a future Vision Zero plan as part of their 2022 work plan. Developing the plan with consultant support is planned for 2023 and could cost up to \$150,000. Costs shown assume grants funds will be used for this work with the Village fronting the costs and being reimbursed by a grant at 80/20 split.

Funding Sources	Account Number	Actuals		Budget	Amended Budget	Year End Estimate	Recommended Budget				
		FY 2020	FY 2021	FY 2022	FY2022	FY 2022	FY 2023	FY 2024	FY 2025	FY 2026	FY 2027
Main Capital Fund Revenues	Various	-	-	-	-	-	30,000	-	-	-	-
Grant Revenue	3095.43780.752.431400	-	-	-	-	-	120,000	-	-	-	-
Total:		-	-	-	-	-	150,000	-	-	-	-
Expenditures											
External Support to Develop Plan	3095-43780-101-530667	-	-	-	-	-	150,000	-	-	-	-
Total:		-	-	-	-	-	150,000	-	-	-	-

**Village of Oak Park
Capital Improvement Fund Project Sheet
2023 - 2027**

Project: Washington and Oak Park Ave Intersection Improvements

Priority Code: A

Category: Infrastructure Improvements



Description:
Widening of the intersection on Washington to accommodate left turn bays to improve traffic flow and reduce congestion. Work will require replacing the existing traffic signal and sidewalk ramps.

Justification:
Based on projected traffic volumes for left turning vehicles on Washington due to the Madison Street road diet and the closure of Euclid Avenue and partial closure of Wesley Avenue as part of the Pete's Fresh Market development, the intersection of Washington Boulevard and Oak Park Avenue will need to be widened to accommodate left turn bays to reduce traffic congestion and will also require traffic signal replacement. GPS based emergency preemption equipment will also be installed at the new signal to accommodate the modified emergency route with the Euclid closure. Vehicle idling in congested areas contributes to greenhouse gas emissions. Improving traffic flow at this intersection will reduce idling in alignment with Climate Action Goal AQ02 to minimize air pollution.

Current Status:
The Village will started working on coordinating this project with IDOT in 2022. Staff requested a proposal from TranSystems Engineering for the design of this project following initial coordination with IDOT on determining IDOT's permitting and right-of-way (ROW) acquisition processes for the project. Design work is estimated at \$297,812 due to the signal being on an IDOT highway and the need to acquire right-of-way for the State. Due to high costs for design, staff deferred this project for full signal replacement until 2025 while the Village works with IDOT to potentially take over jurisdiction of the road which will lower design costs. The 2023 project only includes the installation of GPS emergency preemption equipment. GPS preemption equipment will be salvaged and reused with a future signal project here.

Funding Sources	Account Number	Actuals		Budget	Amended Budget	Year End Estimate	Recommended Budget				
		FY 2020	FY 2021	FY 2022	FY2022	FY 2022	FY2023	FY 2024	FY 2025	FY 2026	FY 2027
Main Capital Fund Revenues	Various	-	-	160,000	160,000	30,000	40,000	235,000	550,000	-	-
	Total:	-	-	160,000	160,000	30,000	40,000	235,000	550,000	-	-
Expenditures											
Design	3095.43780.101.570971	-	-	135,000	135,000	30,000	-	175,000	-	-	-
ROW Acquisition	3095.43780.101.570971	-	-	25,000	25,000	-	-	60,000	-	-	-
Construction	3095.43780.101.570971	-	-	-	-	-	40,000	-	500,000	-	-
Construction Engineering	3095.43780.101.570971	-	-	-	-	-	-	-	50,000	-	-
	Total:	-	-	160,000	160,000	30,000	40,000	235,000	550,000	-	-

**Village of Oak Park
Capital Improvement Fund Project Sheet
2023 - 2027**

Project: Old IDOT Projects - Various

Priority Code: A

Category: Infrastructure Improvements



Description:

When the Village receives State or Federal funds to construct various improvements, typically the State pays for the construction up front and invoices the Village for the local share of the work which is typically at an 80/20 rate. The State can take several years to send final invoices for projects.

Justification:

The Board previously approved the various projects and entered into Local Agency Agreements with the State of Illinois for the projects and cost sharing responsibilities.

Current Status:

Work is complete on all of the projects. IDOT has not sent final invoices for the Village's share of the various projects.

Funding Sources	Account Number	Actuals		Budget	Amended Budget	Year End Estimate	Recommended Budget				
		FY 2020	FY 2021	FY 2022	FY2022	FY 2022	FY2023	FY 2024	FY 2025	FY 2026	FY 2027
Main Capital Fund Revenues	Various	-	-	31,682	31,682	-	31,682	-	-	-	-
Total:		-	-	31,682	31,682	-	31,682	-	-	-	-
Expenditures											
Harlem Avenue Bridge Study, Phase 1	3095.43780.101.570706	-	-	2,223	2,223	-	2,223	-	-	-	-
2014 IDOT Traffic Signal Controller Upgrades	3095.43780.101.570966	-	-	29,459	29,459	-	29,459	-	-	-	-
Total:		-	-	31,682	31,682	-	31,682	-	-	-	-

**Village of Oak Park
Capital Improvement Fund Summary
2023 - 2027**

Madison St. TIF Fund (2072) Capital Project	Fund	Dept	Prgm	Account	Priority Code	Actuals		Budget	Amended Budget	Year End Estimate	Recommended Budget				
						FY 2020	FY 2021	FY 2022	FY 2022	FY 2022	FY 2023	FY 2024	FY 2025	FY 2026	FY 2027
Madison St. Resurfacing and Road Diet	2072	41300	101	570707	N/A	864,849	208,222	-	-	-	-	-	-	-	-
Madison St. Redevelopment and Streetscaping	2072	41300	101	570707	A	164,337	-	-	-	-	-	-	-	-	-
Madison St. Redevelopment and Streetscaping	2072	41300	101	570698	A	1,465,047	889,658	1,661,362	1,770,084	1,925,793	-	-	-	-	-
Lexington Development	2072	41300	101	570698	N/A	20,710	821	-	9,179	-	-	-	-	-	-
						<u>2,514,943</u>	<u>1,098,701</u>	<u>1,661,362</u>	<u>1,779,263</u>	<u>1,925,793</u>	-	-	-	-	-

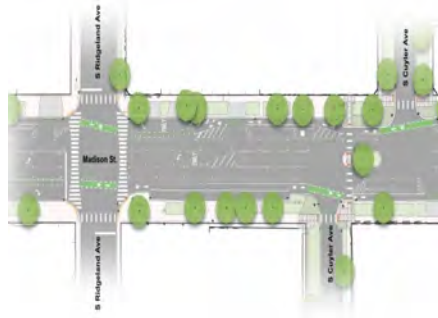
<u>Priority Scale</u>
A = Essential and Immediate Need
B = Essential, but may be delayed
C = Optional but beneficial to the Village through increased productivity, safety, etc.
D = Optional but beneficial to the Village in social, cultural or aesthetic ways
F = Future project, no 2023 expenditures
N/A = Project Complete, no 2023 or future expenditures

**Village of Oak Park
Capital Improvement Fund Project Sheet
2023 - 2027**

Project: Madison Street Resurfacing and Road Diet

Priority Code: N/A

Category: Infrastructure Improvements



Description:

Work includes the resurfacing of Madison Street from Harlem Avenue to Oak Park Avenue and from East Avenue to Austin Boulevard as well as pavement markings to create a road diet for the entire length of Madison Street from Harlem Avenue to Austin Boulevard. Streetscaping and redevelopment work from Oak Park to East Ave according to the RDA will be completed under a separate project and is shown on a separate sheet. The street resurfacing and road diet project includes spot safety improvements at Kenilworth Avenue, Scoville, Cuyler, Humphrey, and other intersection crossings as well as sewer rehabilitation with lining and small sections of sewer main replacement. A separate project to implement traffic calming on the parallel streets of Jackson and Washington Boulevards as well as side streets is shown on a separate project sheet.

Justification:

Madison Street was last resurfaced in 2005 and is in need of resurfacing. This project is in alignment with the Village Board's plan for improvement of this corridor.

Current Status:

The Village Board awarded the construction contract for the resurfacing and road diet in November of 2018. In July of 2019 the Village Board approved adding scope to replace deteriorated brick parkways from Humphrey to Austin. Construction was substantially completed in 2019 with punch list work substantially completed in 2020.

Funding Sources	Account Number	Year End									
		Actuals		Budget	Amended Budget	Estimate	Recommended Budget				
		FY 2020	FY 2021	FY 2022	FY 2022	FY 2022	FY 2023	FY 2024	FY 2025	FY 2026	FY 2027
TIF Reserves		864,849	208,222	-	-	-	-	-	-	-	-
Misc. Revenues from RUSH Hospital		-	-	-	-	-	-	-	-	-	
Total:		864,849	208,222	-	-	-	-	-	-	-	
Expenditures											
Environmental	2072.41300.101.570707	-	-	-	-	-	-	-	-	-	
Design	2072.41300.101.570707	-	-	-	-	-	-	-	-	-	
Construction Management	2072.41300.101.570707	38,132	-	-	-	-	-	-	-	-	
Construction (Resurfacing and Road Diet)	2072.41300.101.570707	826,717	208,222	-	-	-	-	-	-	-	
Total:		864,849	208,222	-	-	-	-	-	-	-	

**Village of Oak Park
Capital Improvement Fund Project Sheet
2023 - 2027**

Project: Madison Street Redevelopment and Streetscaping

Priority Code: A

Category: Infrastructure Improvements



Description:
The Village approved a Redevelopment Agreement in December of 2018 which includes the transfer of Village owned parcels at 700-728 Madison Street and right-of-way, the creation of a Pete's Fresh Market on the north side of Madison Street east of Oak Park Avenue, a senior living center on the south side of Madison, and for street resurfacing, streetscaping, and utility improvements on Madison from Oak Park Avenue to East Avenue. The Village previously completed conceptual streetscape designs and utility improvements that will be used as the basis of the design which will be refined and completed in coordination with the redevelopments' designs. Work includes street resurfacing, street lighting replacement, enhancements to the sidewalk and parkway areas, improved pedestrian crossings, and creating protected bike lanes. Redevelopment activities include utility relocation, environmental remediation, alley replacements, installations of cul de sacs, and miscellaneous site improvements.

Justification:
This project is in alignment with the Village Board's plan for improvement of this corridor. To improve the safety and appearance of the Madison Street business district, encourage development, and replace deteriorating infrastructure.

Current Status:
The Village approved the RDA in December of 2018. The Redico senior living center work was completed in the late summer of 2022. Pete's Fresh Market is currently having utility relocation work occurring with plans to start foundations in the winter for an anticipated opening in the fall of 2023. The Village's streetscape project was awarded in the fall of 2022 with work planned to start in the spring of 2023. Cost for the Village's streetscape project are \$5,250,000. Costs for CIP Streetscape also include \$281,547 for Pete's reimbursement per RDA and \$203, 682 for Redico reimbursement per approved agreement from June 2022.

Funding Sources	Account Number	Actuals		Budget	Amended Budget	Year End Estimate	Recommended Budget				
		FY 2020	FY 2021	FY 2022	FY2022	FY 2022	FY2023	FY 2024	FY 2025	FY 2026	FY 2027
REBUILD Illinois IDOT Grant	3040.43780.101.431400	-	-	-	-	-	450,000	-	-	-	-
TIF Reserves		1,629,384	889,658	1,661,362	1,770,084	1,925,793	-	-	-	-	-
Main Capital Fund Revenues	Various	30,161	-	1,072,000	1,072,000	1,122,812	3,550,000	-	-	-	-
DCEO State Grant Revenue	3095.43780.101.431400	-	-	1,348,000	1,348,000	-	-	1,250,000	-	-	-
5040 Fund Revenues	5040.43730.101.444401	6,270	-	1,100,000	1,100,000	225,000	975,000	-	-	-	-
	Total:	1,665,815	889,658	5,181,362	5,290,084	3,273,605	4,975,000	1,250,000	-	-	-
Expenditures											
Streetscape Design	2072.41300.101.570698	32,700	38,223	-	108,722	108,722	-	-	-	-	-
Development Incentives & Environmenta	2072.41300.101.570698	-	280,753	1,650,000	1,650,000	1,772,701	-	-	-	-	-
Private Utility Relocation (ATT, ComEd, Etr	2072.41300.101.570698	1,150,075	570,682	-	-	44,370	-	-	-	-	-
Construction (Euclid W&S Relocation)	2072.41300.101.570698	282,272	-	-	-	-	-	-	-	-	-
Construction (Streetscape)	2072.41300.101.570698	-	-	11,362	11,362	-	-	-	-	-	-
Streetscape Design	2072.41300.101.570707	164,337	-	-	-	-	-	-	-	-	-
Construction (Streetscape)-REBUILD	3040.43780.101.570951	-	-	-	-	-	450,000	-	-	-	-
Construction Management (W&S Reloc)	3095.43780.101.530667	18,730	-	-	-	-	-	-	-	-	-
Streetscape Design	3095.43780.101.570706	11,431	-	-	-	62,583	-	-	-	-	-
Construction Management (Streetscape)	3095.43780.101.570959	-	-	320,000	320,000	75,000	350,000	-	-	-	-
Construction (Streetscape)	3095.43780.101.570959	-	-	2,100,000	2,100,000	985,229	3,200,000	-	-	-	-
Construction Management (W&S Relocat	5040.43730.777.570707	6,270	-	-	-	25,000	75,000	-	-	-	-
Construction (Water Main on Madison)	5040.43730.777.570707	-	-	1,100,000	1,100,000	200,000	900,000	-	-	-	-
	Total:	1,665,815	889,658	5,181,362	5,290,084	3,273,605	4,975,000	-	-	-	-

**Village of Oak Park
Capital Improvement Program
2023 - 2027**

Project: Lexington Development

Priority Code: N/A

Category: Infrastructure Improvements



Description:

The project involves the environmental remediation work at the Lexington Development site associated with a former dry cleaners as the Village is responsible for the environmental remediation costs per the Redevelopment Agreement and Environmental Remediation Agreement.

Justification:

To improve the safety and appearance of the Madison Street business district and to encourage development.

Current Status:

Environmental remediation work is complete with final closeout with the IEPA still pending.

Funding Sources	Account Number	Year End									
		Actuals		Budget	Amended Budget	Estimate	Recommended Budget				
		FY 2020	FY 2021	FY 2022	FY 2022	FY 2022	FY 2023	FY 2024	FY 2025	FY 2026	FY 2027
TIF Reserves		20,710	821	-	9,179	-	-	-	-	-	-
Total:		20,710	821	-	9,179	-	-	-	-	-	-
Expenditures											
Environmental Remediation	2072.41300.101.570698	20,710	821	-	9,179	-	-	-	-	-	-
Total:		20,710	821	-	9,179	-	-	-	-	-	-

Village of Oak Park
CDBG Infrastructure Fund Summary
2023 - 2027

CDBG Infrastructure Fund (2083) Project	Fund	Dept	Prgm	Account	Priority Code	Actuals		Budget	Amended Budget	Year End Estimate	Recommended Budget				
						FY 2020	FY 2021	FY 2022	FY 2022	FY 2022	FY 2023	FY 2024	FY 2025	FY 2026	FY 2027
Alley Improvements	2083	46201	101	583657	A	15,000	-	400,000	426,000	405,659	400,000	425,000	375,000	200,000	200,000
Forest and Ontario - Traffic Calming & Landscaping	2083	46201	101	583651	A	-	-	-	155,000	-	155,555	-	-	-	-
Resurfacing of Various Streets and Parking Lots	2083	46201	101	583651	A	93,419	374,880	400,000	576,500	576,500	384,843	400,000	400,000	400,000	400,000
Sidewalk Replacement	2083	46201	101	583656	A	293,439	199,358	365,609	365,609	365,609	225,000	350,000	200,000	200,000	200,000
Lead Water Service Replacement- Private	2083	46201	101	583655	A	-	35,323	50,000	50,000	50,000	50,000	50,000	50,000	50,000	50,000
Ridgeland Ave. Resurfacing	2083	46201	101	583651	F	-	-	-	-	-	-	-	-	70,000	-
Water & Sewer Main Improvements- Kenilworth	2083	46201	101	583659	A	-	-	-	97,500	86,951	-	-	-	-	-
Community Restroom	2083	46201	101	583653	A	-	-	-	-	-	225,000	-	-	-	-
						<u>401,858</u>	<u>609,561</u>	<u>1,215,609</u>	<u>1,670,609</u>	<u>1,484,719</u>	<u>1,440,398</u>	<u>1,225,000</u>	<u>1,025,000</u>	<u>920,000</u>	<u>850,000</u>

<u>Priority Scale</u>
A= Essential and Immediate Need
B= Essential, but may be delayed
C= Optional but beneficial to the Village through increased productivity, safety, etc.
D= Optional but beneficial to the Village in social, cultural or aesthetic ways
F= Future project, no 2023 expenditures
N/A= Project Complete, no 2023 or future expenditures

**Village of Oak Park
Capital Improvement Fund Project Sheet
2023 - 2027**

Project: Alley Improvements

Priority Code: A

Category: Infrastructure Improvements



Description:
Reconstruction of alleys in deteriorated condition. Existing alleys are completely removed and replaced with new concrete alleys which have an inverted crown to improve drainage in the alley and backyards. Some alleys require storm drains and sewers due to flat topography. Grants are typically applied for to fund the additional costs for permeable alleys. Based on previous Board direction, should residents request to have their alley upgraded to a permeable ally, the increased costs would be funded by the residents on that block through a Special Service Area (SSA) tax. Permeable alleys typically cost around 25%-50% more than traditional concrete alleys depending on the soil types and need for drainage. Typical concrete alleys cost approximately \$150,000 per alley for a north-south alley.

Justification:
Alleys provide the primary means of garage and parking access for the majority of residents as well as being used for refuse collection. Staff will pursue grant opportunities for installing green alleys with permeable pavements for alleys already identified for replacement based on condition in areas with sandy soils in alignment with the Climate Action Plan Goal GIO2 to increase investment in green infrastructure and other resiliency projects.

Current Status:
The 2020 and 2021 Alley project was canceled due to budget impacts from COVID-19. The 2022 project included a \$475,000 grant from MWRD for four green alleys. Alley pavements were re-evaluated in 2022 and updated condition scores are being used to determine future alley replacement priorities. Design work for the 2023 alley improvement project is underway with the project intended to be bid in the fall of 2022. The 2023 alley project includes replacing approximately 10 alley segments and also includes the replacement of the parking lot and pavements adjacent to the North Fire Station (Station 2) since the adjacent alleys are being replaced. Costs for the Fire Station Parking Lot are shown in the CIP Building Improvement Fund sheet for this project.

Funding Sources	Account Number	Actuals		Budget	Amended Budget	Year End Estimate	Recommended Budget				
		FY 2020	FY 2021	FY 2022	FY2022	FY 2022	FY2023	FY 2024	FY 2025	FY 2026	FY 2027
Transfer from Debt Service	3095.41300.101.491425	-	-	800,000	814,912	706,917	2,085,800	2,167,000	2,149,000	2,135,000	2,135,000
Main Capital Fund Revenues	Various	53,880	2,100	-	-	-	-	-	-	-	-
CDBG Grant Revenue	2083.46201.101.431400	15,000	-	400,000	426,000	405,659	400,000	425,000	375,000	200,000	200,000
Misc. Revenue - Focus Development	3095.43700.101.441462	-	-	-	-	-	60,000	-	-	-	-
Grant Revenue- MWRD	3095.43700.815.440477	-	-	475,000	475,000	475,000	-	-	-	-	-
Total:		68,880	2,100	1,675,000	1,715,912	1,587,576	2,545,800	2,592,000	2,524,000	2,335,000	2,335,000
Expenditures											
Construction (CDBG)	2083.46201.101.583657	15,000	-	400,000	426,000	405,659	400,000	425,000	375,000	200,000	200,000
Design (Phase I-II)	3095.43780.101.530667	-	2,100	-	14,912	24,912	-	-	-	-	-
Construction (CIP Alley)	3095.43780.101.570964	16,415	-	950,000	950,000	868,297	1,710,000	1,800,000	1,800,000	1,800,000	1,800,000
Construction (Pavement Patching)	3095.43780.101.570951	-	-	50,000	50,000	-	-	-	-	-	-
Construction Management	3095.43780.101.570964	3,465	-	125,000	125,000	125,000	182,800	178,000	174,000	160,000	160,000
Design (Phase I-II)	3095.43780.101.570964	34,000	-	135,000	135,000	148,708	178,000	174,000	160,000	160,000	160,000
Environmental	3095.43780.101.570964	-	-	15,000	15,000	15,000	15,000	15,000	15,000	15,000	15,000
Total:		68,880	2,100	1,675,000	1,715,912	1,587,576	2,485,800	2,592,000	2,524,000	2,335,000	2,335,000

**Village of Oak Park
Community Development Block Grant Fund Project Sheet
2023 - 2027**

Project: Forest and Ontario - Traffic Calming & Landscaping

Priority Code: A

Category: Infrastructure Improvements



Description:

The Albion Development contributed \$340,000 in funds to the Village of Oak Park, the Municipal Arboretum and traffic calming. These funds are planned to be used in the nearby public right-of-way for enhancing the area and calming traffic. The proposed project includes replacing high level street lights with low level pedestrian lights, replacing deteriorated crosswalks, installing brick and limestone columns, installing a new enhanced crosswalk by the alley north of Lake Street on Forest Ave along with a pedestrian activated flashing beacon, adding a landscaped median on Forest near the 19th Century Club, landscaping, and street resurfacing. The scope and design was coordinated w the neighbors.

Justification:

The donated funds will be used in the nearby area to the Albion Development to offset impacts from the development for traffic calming which will incorporate landscaping and public art. Traffic calming improvements align with the Climate Action Plan Goals VT01-2 to address safer pedestrian crossings and reduce vehicle conflicts with cyclists and pedestrians.

Current Status:

The Village awarded a design contract in the fall of 2019. Design was put on hold in 2020 due to COVID and other staff priorities. The project is intended to be awarded in the fall of 2022 but due to long lead times for many materials much of the construction will occur in 2023. The Village received the \$340,000 in revenues in the spring of 2020 from the Albion Development. The project will include the resurfacing of Ontario Street and portions of Forest in the project limits which is in very bad condition.

Funding Sources	Account Number	Actuals		Budget	Amended Budget	Year End Estimate	Recommended Budget				
		FY 2020	FY 2021	FY 2022	FY2022	FY 2022	FY2023	FY 2024	FY 2025	FY 2026	FY 2027
CDBG Grant Revenue	2083.46201.101.431400	-	-	-	155,000	-	155,555	-	-	-	-
Main Capital Fund Revenues	Various	20,038	6,403	603,000	733,297	265,297	332,445	-	-	-	-
Albion Revenue	3095.43700.101.441462	340,000	-	-	-	-	-	-	-	-	-
Total:		360,038	6,403	603,000	888,297	265,297	488,000	-	-	-	-
Expenditures											
Construction (CDBG)	2083.46201.101.583651	-	-	-	155,000	-	155,555	-	-	-	-
Design (Phase I-II)	3095.43780.101.570955	20,038	6,403	-	40,297	40,297	-	-	-	-	-
Construction management	3095.43780.101.570955	-	-	48,000	63,000	25,000	38,000	-	-	-	-
Construction	3095.43780.101.570955	-	-	555,000	630,000	200,000	294,445	-	-	-	-
Total:		20,038	6,403	603,000	888,297	265,297	488,000	-	-	-	-

**Village of Oak Park
Capital Improvement Fund Project Sheet
2023 - 2027**

Project: Resurfacing of Various Streets and Parking Lots

Priority Code: A

Category: Infrastructure Improvements



Description:

This annual project consists of resurfacing and reconstructing local streets and resurfacing Village owned on-street and off-street parking lots.

Justification:

Local streets should be resurfaced every 15-20 years to maintain the deeper layers of asphalt, concrete or stone bases. Streets already deteriorated need to be reconstructed with deeper layers of asphalt or new base courses to restore their structural integrity. Staff will pursue grant opportunities for installing permeable pavement on deteriorated roads marked for reconstruction in alignment with Climate Action Goal GI03 to invest in green infrastructure and reduce the number of impervious surfaces in the Village.

Current Status:

The FY2020 Budget was reduced from \$1,000,000 to \$250,000 for local street resurfacing plus funds to close out prior years' projects and the FY2021 Budget was reduced to only include CDBG funds for local street resurfacing plus funds to close out prior years' projects due to COVID. The 2022 project includes using \$1.75M in State DCEO grant funds. The Village will front the costs and be reimbursed by the State. Projects on this sheet do not include the use of sustainable materials beyond what is typically used for these types of projects. Should the Village Board direct the use of additional sustainable materials, costs for these items are proposed to be funded using the Sustainability Fund.

Funding Sources	Account Number	Actuals		Budget		Estimate		Recommended Budget			
		FY 2020	FY 2021	FY 2022	FY 2022	FY 2022	FY 2023	FY 2024	FY 2025	FY 2026	FY 2027
CDBG Grant Revenue	2083.46201.101.431400	93,419	374,880	400,000	576,500	576,500	384,843	400,000	400,000	400,000	400,000
5040 Fund Revenues	5040.43730.101.444401	-	-	208,887	208,887	208,887	-	-	-	-	-
5060 Fund Revenues	5060.43770.101.422481	-	-	86,300	86,300	86,300	-	-	-	-	-
Main Capital Fund Revenues	Various	82,254	60,240	1,882,000	2,786,931	2,786,931	2,220,000	2,424,000	2,424,000	2,424,000	2,424,000
State DCEO Grant Revenue	3095.43780.101.431400	-	-	1,652,000	1,652,000	1,750,000	-	-	-	-	-
Grant Revenues (Reimbursement State Funded Project 2014)		-	-	-	-	60,000	-	-	-	-	-
Total:		175,673	435,120	4,229,187	5,310,618	5,468,618	2,604,843	2,824,000	2,824,000	2,824,000	2,824,000
Expenditures											
Construction (CDBG)	2083.46201.668.583651	93,419	374,880	400,000	576,500	576,500	384,843	400,000	400,000	400,000	400,000
Surveying	3095.43780.101.570706	-	-	40,000	40,000	40,000	40,000	40,000	40,000	40,000	40,000
Construction Engineering	3095.43780.101.570706	-	24,964	-	-	-	-	-	-	-	-
Design	3095.43780.101.570951	-	-	190,000	190,000	124,000	-	192,000	192,000	192,000	192,000
Construction Engineering	3095.43780.101.570951	-	-	152,000	152,000	127,110	180,000	192,000	192,000	192,000	192,000
Construction (Resurfacing)	3095.43780.101.570951	82,254	35,276	1,500,000	2,404,931	2,495,821	2,000,000	2,000,000	2,000,000	2,000,000	2,000,000
Construction (Water Main)	5040.43730.777.570707	-	-	208,887	208,887	208,887	-	-	-	-	-
Construction (Parking Lots)	5060.43770.787.570707	-	-	86,300	86,300	86,300	-	-	-	-	-
Total:		175,673	435,120	2,577,187	3,658,618	3,658,618	2,604,843	2,824,000	2,824,000	2,824,000	2,824,000

**Village of Oak Park
Capital Improvement Fund Project Sheet
2023 - 2027**

Project: Sidewalk Replacement

Priority Code: A

Category: Infrastructure Improvements



Description:

This project consists of public sidewalk replacement. Primary funding is through Community Development Block Grant (CDBG) Funds since most work is an eligible expense for Americans with Disabilities Act (ADA) improvements. The project includes additional public right-of-way sidewalk that is not supported through CDBG funds such as carriage walks, 50-50 requests, project specific repairs and sidewalk cutting. Sidewalk cutting eliminates trip hazards by angle cutting sidewalks with elevation differences instead of full replacement, which will be utilized around schools and businesses to avoid the impacts from traditional concrete replacement.

Justification:

This project is critical for improving accessibility, pedestrian safety, and in complying with the ADA. The scope of the project aligns with Climate Action Plan Goals VT01-2 and VT08.

Current Status:

The 2022 sidewalk project is planned for construction in the fall of 2022. The 2022 sidewalk program focuses on sidewalks along the east-west streets in the north half of the Village. There were too many defects found in the inspections to complete all of the east-west sidewalks for the entire Village in one year. The 2023 program will focus on the east-west sidewalks in the south half of the Village.

Funding Sources	Account Balance	Actuals		Budget	Amended Budget	Year End Estimate	Recommended Budget				
		FY 2020	FY 2021	FY 2022	FY2022	FY 2022	FY2023	FY 2024	FY 2025	FY 2026	FY 2027
CDBG Grant Revenue	2083.46201.101.431400	293,439	199,358	365,609	365,609	365,609	225,000	350,000	200,000	200,000	200,000
Misc Revenues (50/50 program)	3095.43700.822.440474	7,986	1,290	-	-	-	-	-	-	-	-
Main Capital Fund Revenues	Various	23,556	18,724	75,000	75,000	75,000	25,000	75,000	50,000	50,000	50,000
Total:		324,981	219,372	440,609	440,609	440,609	250,000	425,000	250,000	250,000	250,000
Expenditures											
Construction CDBG	2083.46201.101.583656	293,439	199,358	365,609	365,609	365,609	225,000	350,000	200,000	200,000	200,000
Construction CIP Sidewalk	3095.43780.101.570953	31,542	18,724	75,000	75,000	75,000	25,000	75,000	50,000	50,000	50,000
Total:		324,981	218,082	440,609	440,609	440,609	250,000	425,000	250,000	250,000	250,000

**Village of Oak Park
Community Development Block Grant Fund Project Sheet
2023 - 2027**

Project: Lead Water Service Replacement Program Private Side

Priority Code: A

Category: Infrastructure Improvements



Description:

New Illinois Public Act 102-0613 requires communities water suppliers to establish a program to remove lead water services (both public side and private side) from the water system over a period of time. In the Village water system there are approximately 10,000 water services that are either known to be lead or have unknown materials and assumed to be lead.

Justification:

New Public Act 102-0613 is requiring communities water suppliers to submit their plans for a complete lead service line replacement plan by 2027.

Current Status:

The Village is currently reviewing ways to address the pending regulations regarding lead water service replacements as well as looking into funding options such as the State's low interest loans. This program is for the development of a grant program for the private side service using CDBG funds for eligible residents. The average cost of service line replacement on the private side is approximately \$9,000.

Current Service line inventory for 2022 is under way with the Village's meter changeout program. There are approximate 12,500 water service lines in the Village, approximately 10,000 of those have lead pipe on the private side. Public Act 102-0613 requires the community water supplier to begin replacing Lead water services in 2027 and it requires the Village to complete 300 services per year. As Village policy states right now, the private side service (from the water meter in the house to the shut off valve in the parkway) is paid for by the property owner. If the Village choses to pay for the private side water service in 2027 the cost that would be associated with the required plan by Public Act 102-0613 is as followed; The Village would need to replace 300 services per year for 34 years at an estimated cost of \$9,000 per private side only. Total cost per year for the private side replacement would be \$2,700,000.

Funding Sources	Account Number	Actuals		Budget	Amended Budget	Year End Estimate	Recommended Budget					
		FY2020	FY2021	FY2022	FY2022	FY2022	FY 2023	FY 2024	FY 2025	FY 2026	FY 2027	
CDBG Grant Revenue	2083.46201.101.431400	-	35,323	50,000	50,000	50,000	50,000	50,000	50,000	50,000	50,000	50,000
Water/Sewer Operating Revenues	5040.43730.101.444401	-	-	-	-	-	-	-	-	-	-	-
Total:		-	35,323	50,000	50,000	50,000	50,000	50,000	50,000	50,000	50,000	50,000
Expenditures												
Construction (CDBG)	2083.43770.101.583655	-	35,323	50,000	50,000	50,000	50,000	50,000	50,000	50,000	50,000	50,000
Construction	5040.43730.777.570707	-	-	-	-	-	-	-	-	-	-	-
Total:		-	35,323	50,000	50,000	50,000	50,000	50,000	50,000	50,000	50,000	50,000

**Village of Oak Park
Community Development Block Grant Fund Project Sheet
2023 - 2027**

Ridgeland Avenue Resurfacing

Priority Code: **F**

Category: Infrastructure Improvements



Description:

This project includes the resurfacing of Ridgeland Avenue from Augusta Street to North Avenue, sidewalk corner ramp improvements to meet current ADA requirements using CDBG funds, a bike & ped activated flashing beacon and crossing enhancements at Lemoyne, and traffic signal modernization of the existing older signal at the Division Street intersection. Ridgeland Avenue is an unmarked State highway from Roosevelt Road to Augusta Street. The Village received a grant of \$944,000 for construction and \$140,000 for construction engineering of Federal Surface Transportation Program (STP) funds for the resurfacing of Ridgeland from Augusta to North Ave. The STP funds will cover 80% of the costs for eligible items with MFT funds being used to fund 10% of the construction costs. Design is locally funded to avoid delays with IDOT. Construction costs are estimated at \$1,250,000 (\$944,000 fed STP, \$118,000 MFT, \$118,000 CIP, and \$70,000 CDBG) and the State will pay for construction and invoice the Village for the MFT and local share. The Village will pay for construction engineering and be reimbursed by the State for 80% of the costs.

Justification:

Ridgeland from Division to North Avenue was last resurfaced in 2010 and the pavement will be in need of resurfacing. Ridgeland south of Augusta was resurfaced in 2015 and is in good condition and does not need resurfacing and STP funds can only be used on the Village owned portion of Ridgeland north of Augusta. Some of the traffic signal equipment at Division is very old and is nearing the end of its useful life and will be replaced and modernized with this project.

Current Status:

Construction is planned for 2026. Design work will start in 2024 since the project will be administered by IDOT because of the federal funding.

Funding Sources	Account Number	Actuals		Budget	Amended Budget	Year End Estimate	Recommended Budget					
		FY 2020	FY 2021	FY 2022	FY2022	FY 2022	FY 2023	FY 2024	FY 2025	FY 2026	FY 2027	
CDBG Grant Revenue	2083.46201.101.431400	-	-	-	-	-	-	-	-	-	70,000	-
MFT Revenues	2038.41300.101.435480	-	-	-	-	-	-	-	-	-	118,000	-
Grant Revenue	3095.43780.101.431400	-	-	-	-	-	-	-	-	-	140,000	-
Main Capital Fund Revenues	Various	-	-	-	-	-	-	100,000	90,000	293,000	-	-
Transfer from Debt Service	3095.41300.101.491425	-	-	-	-	-	-	-	-	-	-	-
Total:		-	-	-	-	-	-	100,000	90,000	621,000	-	-

Expenditures

Construction (MFT)	2038.43780.101.570951	-	-	-	-	-	-	-	-	118,000	-	-
Construction (CDBG)	2083.46201.101.583651	-	-	-	-	-	-	-	-	70,000	-	-
Design	3095.43780.101.570706	-	-	-	-	-	-	100,000	90,000	-	-	-
Construction Management	3095.43780.101.570951	-	-	-	-	-	-	-	-	175,000	-	-
Construction	3095.43780.101.570951	-	-	-	-	-	-	-	-	118,000	-	-
Total:		-	-	-	-	-	-	100,000	90,000	481,000	-	-

**Village of Oak Park
Community Development Block Grant Fund Project Sheet
2023 - 2027**

Project: Water and Sewer Main Improvements -Kenilworth

Priority Code: A

Category: Infrastructure Improvements



Description:
This project includes the replacement of the deteriorating sewer main on Kenilworth from Lake Street to Ontario due to its failing condition and to improve its capacity and resurfacing the roadway which is in deteriorated condition.

Justification:
The sewer main on Kenilworth was inspected with televising and is in deteriorated condition with multiple failures and needs to be replaced. The roadway is also in need of reconstruction due to its deteriorated condition.

Current Status:
The project was awarded in July of 2022 and is scheduled to be completed in the fall of 2022.

Funding Sources	Account Number	Actuals		Budget	Amended Budget	Year End Estimate	Recommended Budget				
		FY2020	FY2021	FY2022	FY2022	FY2022	FY 2023	FY 2024	FY 2025	FY 2026	FY 2027
CDBG Grant Revenue	2083.46201.101.431400	-	-	-	97,500	86,951	-	-	-	-	-
Water/Sewer Operating Revenues	5040.43730.101.444401	-	3,150	850,000	900,000	554,370	-	-	-	-	
Total:		-	3,150	850,000	997,500	641,321	-	-	-	-	

Expenditures											
		FY2020	FY2021	FY2022	FY2022	FY2022	FY 2023	FY 2024	FY 2025	FY 2026	FY 2027
Construction (CDBG)	2083.46201.101.583659	-	-	-	97,500	86,951	-	-	-	-	-
Design and Construction Eng.	5040.43750.781.570707	-	3,150	25,000	75,000	61,650	-	-	-	-	
Construction	5040.43750.781.570707	-	-	825,000	825,000	492,720	-	-	-	-	
Total:		-	3,150	850,000	997,500	641,321	-	-	-	-	

**Village of Oak Park
Community Development Block Grant Fund Project Sheet
2023 - 2027**

Project: Community Restroom Priority Code: A Category: Infrastructure Improvements



Description:

This project includes the addition of a community restroom in the downtown Oak Park area, census tract 8123.01 Block 2.

Justification:

The goal of the community restroom is to provide individuals access to a safe, clean restroom while in the Oak Park community. The initiative of having a community restroom has been raised over the last five years through the Oak Park Coalition to End Homelessness when there is limited access to restrooms due to seasonal operations. Access to restrooms became more limited during the COVID-19 Pandemic when businesses and public organizations were closed and did not allow individuals access to restrooms. Access to a restroom from a community and tourist standpoint is a benefit to public health. This will reduce the strain on private, local businesses to allow access to restrooms. The community restroom will impact all Village of Park residents and guests. This restroom will offer 24/7 access to a public facility, including a changing table, ADA compliances, and a sharp object discard.

Current Status:

This is a new project and funds were allocated during the recent Program Year (PY) 2022 CDBG approval process. Staff will bring an implementation plan for review and consideration to the Village Board of Trustees in 2022 prior to purchasing the item in 2023.

Funding Sources	Account Number	Actuals		Budget	Amended Budget	Year End Estimate	Recommended Budget				
		FY2020	FY2021	FY2022	FY2022	FY2022	FY 2023	FY 2024	FY 2025	FY 2026	FY 2027
CDBG Grant Revenue	2083.46201.101.583653	-	-	-	-	-	225,000	-	-	-	-
Total:		-	-	-	-	-	225,000	-	-	-	-
Expenditures											
Construction (CDBG)	2083.46201.101.583653	-	-	-	-	-	75,000	-	-	-	-
Unit	2083.46201.101.583653	-	-	-	-	-	150,000	-	-	-	-
Total:		-	-	-	-	-	225,000	-	-	-	-

SUSTAINABILITY FUND #2310

EXECUTIVE SUMMARY

The Village Manager's Office oversees sustainability initiatives and this Fund was established in 2009 with grant funds for the hiring of a position to support sustainability efforts in the Village. After the grant expired, all sustainability related costs have been provided via a transfer from the Environmental Service Fund which generates revenue from waste hauling fees.

Beginning in 2016, as part of the Village's Community Choice electrical aggregation program, a .003/kWh local fee to support the Smart City USA renewable energy projects within the Village was established. That revenue is currently estimated at \$400,000 per year .

	2020	2021	2022	Amended 2022	2022	2023
	<u>Actual</u>	<u>Actual</u>	<u>Budget</u>	<u>Budgeted</u>	<u>Y/E Estimate</u>	<u>Budget</u>
Electric Aggregation Revenue	453,828	485,144	286,000	286,000	217,848	-
Transfer From Solid Waste Fund	150,000	150,000	150,000	150,000	150,000	150,000
Bag Fees	74,585	171,045	175,000	175,000	150,000	150,000
Transfer From Other Funds	-	-	-	-	-	-
Total Revenue	<u>678,413</u>	<u>806,189</u>	<u>611,000</u>	<u>611,000</u>	<u>517,848</u>	<u>300,000</u>
Personal Services	72,686	114,942	201,974	201,974	164,000	223,252
Fringe Benefits	19,465	25,166	57,299	57,299	21,205	50,178
Materials & Supplies	2,405	12,582	18,470	18,470	18,470	44,570
Contractual Services	4,030	66,736	176,500	196,500	133,029	7,500
Grants or Subsidies	-	-	420,000	420,000	250,000	170,000
Capital Outlay	158,618	100,000	800,000	835,000	659,903	822,500
Transfers Out	-	-	-	-	-	-
Total Expenditures	<u>257,204</u>	<u>319,426</u>	<u>1,674,243</u>	<u>1,729,243</u>	<u>1,246,607</u>	<u>1,318,000</u>
Net Surplus (Deficit)	<u>421,209</u>	<u>486,763</u>	<u>(1,063,243)</u>	<u>(1,118,243)</u>	<u>(728,759)</u>	<u>(1,018,000)</u>
Beginning Audited Fund Balance 1/1/22					3,166,596	
2022 Projected Surplus (Deficit)					<u>(728,759)</u>	
Ending Projected Fund Balance 12/31/22					<u>2,437,837</u>	
Estimated Fund Balance 1/1/23						2,437,837
2023 Budgeted Surplus (Deficit)						<u>(1,018,000)</u>
Ending Estimated Fund Balance 12/31/23						<u>1,419,837</u>

**Village of Oak Park
Sustainability Fund Capital Outlay Summary
2023 - 2027**

Sustainability Fund (2310) Project	Fund	Dept	Prgm	Account	Priority Code	Actual FY 2020	Actual FY 2021	Budget FY 2022	Amended Budget FY 2022	Estimate FY 2022	Budget FY 2023	Budget FY 2024	Budget FY 2025	Budget FY 2026	Budget FY 2027
Energy & Climate Resiliency Housing Retrofit Pilot Program	2310	41020	101	570852	A	-	-	-	-	-	100,000	250,000	600,000	1,000,000	1,000,000
Building Benchmarking Program	2310	41020	101	570852	A	-	-	-	-	-	25,000	25,000	25,000	25,000	-
Community Building Electrification Program	2310	41020	101	570852	A	-	-	-	-	-	100,000	200,000	-	200,000	200,000
Renewable District Energy Feasibility Study	2310	41020	101	570852	A	-	-	-	-	-	200,000	100,000	1,100,000	1,650,000	-
Climate Resiliency Hubs Study & Microgrid Pilot	2310	41020	101	570854	B	-	-	-	-	-	-	250,000	250,000	250,000	250,000
Community Light Pollution Mitigation Study	2310	41020	101	570859	B	-	-	-	-	-	150,000	25,000	-	-	-
Energy Efficiency Grant Program (Carryover)	2310	41020	101	570668	A	-	-	420,000	420,000	250,000	170,000				
Streetlighting Replacement (Transfer)	2310	41020	101	570954	A	119,791	-	175,000	175,000	467	-	-	-	-	-
Bicycle Boulevard Improvements (Transfer)	2310	41020	101	570967	A				35,000	35,000	-	-	-	-	-
Solar Projects (Complete)	2310	41020	101	570850	N/A	8,277	-	225,000	225,000	224,436	-	-	-	-	-
Slow Streets PILOT program (Complete)	2310	41020	101	570967	N/A	30,550	-	-	-	-	-	-	-	-	-
Sustainable VOP Infrastructure (Complete)	2310	41020	101	570851	N/A		100,000	-	-	-	-	-	-	-	-
PDOP Net Zero Grant (Transfer)	2310	41020	101	570851	N/A	-	-	400,000	400,000	400,000	-	-	-	-	-
Total						158,618	100,000	1,220,000	1,255,000	909,903	745,000	850,000	1,975,000	3,125,000	1,450,000

Priority Scale
A= Essential and Immediate Need
B= Essential, but may be delayed
C= Optional but beneficial to the Village through increased productivity, safety, etc.
D= Optional but beneficial to the Village in social, cultural or aesthetic ways
F= Future project, no 2023 expenditures
N/A= Project Complete, no 2023 or future expenditures

**Village of Oak Park
Capital Improvement Fund Project Sheet
2023 - 2027**

Project: Building Benchmarking Program

Priority Code: A

Category: Building Improvements

Benefits of Building Benchmarking



Description:

This project will establish a community benchmarking program for large buildings, to track energy use, water use, and waste streams. The project will establish the benchmarking processes and platform and provide training for Village staff and Oak Park property managers.

Justification:

This project is in alignment with the Climate Ready Oak Park plan, adopted in 2022, specifically actions: EN01 (Perform annual mandatory energy benchmarking at all large buildings); DW01 (Adopt a water benchmarking program for all large building); WG02 (Establish a waste benchmarking program for all large buildings). Buildings often achieve an energy and cost savings simply through the benchmarking process. Benchmarking marking programs enable identification of high-use properties, targeted conservation and efficiency strategies, and compliance with building performance standards for existing buildings. Benchmarking is foundational to achieving substantial reductions in greenhouse gas emissions from buildings.

Current Status:

This project is not yet begun.

Funding Sources	Account Number	Actual FY 2020	Actual FY2021	Budget FY2022	Amended Budget FY2022	Year End Estimate FY2022	Budget FY 2023	Budget FY 2024	Budget FY 2025	Budget FY 2026	Budget FY 2027
Transfer from Solid Waste Fund	2310.41300.101.491455	-	-	-	-	-	25,000	25,000	25,000	25,000	-
Total:		-	-	-	-	-	25,000	25,000	25,000	25,000	-
Expenditures											
Benchmarking Platform Integration	2310.41020.101.570852	-	-	-	-	-	25,000	25,000	25,000	25,000	-
Total:		-	-	-	-	-	25,000	25,000	25,000	25,000	-

**Village of Oak Park
Capital Improvement Fund Project Sheet
2023 - 2027**

Project:

Community Building
Electrification Program

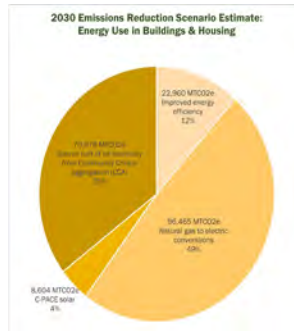
Priority Code:

A

Category:

Building Improvements

Building Emissions Reductions Strategies for Climate Ready Oak Park



Description:

The project will build upon the learnings of the 2021-22 Oak Park Residential Energy Efficiency and Renewable Energy grant programs. This project will use human-centered design to co-create and launch a pilot program to remove barriers to electrification, for buildings which have previously completed weatherization and energy efficiency housing upgrades. The program will seek to serve all housing types. Project funding will leverage utility incentives for building energy improvements and other identified funding and financing sources, e.g., Cook County Commercial Property Assessed Clean Energy financing.

Justification:

This project is in alignment with the Climate Ready Oak Park plan, adopted in 2022, specifically action EN03 (Set a goal to transition natural gas units in all existing buildings across the Village to electric units.) and BD05 (Establish a bulk-purchasing discount program for electric building mechanicals and appliances.) Natural gas unit conversion is a key strategy to achieving 60% greenhouse gas emissions by 2030.

Current Status:

This project is not yet begun. An option for the Board to consider would be to use ARPA funds for this project.

Funding Sources	Account Number	Actual	Actual	Budget	Amended	Year End	Budget	Budget	Budget	Budget	Budget
		FY 2020	FY2021	FY2022	Budget FY2022	Estimate FY2022	FY 2023	FY 2024	FY 2025	FY 2026	FY 2027
Sustainability Fund Revenues/Fund Reserves	Various	-	-	-	-	-	100,000	200,000	-	200,000	200,000
Total:		-	-	-	-	-	100,000	200,000	-	200,000	200,000
Expenditures											
Program Design	2310.41020.101.570852	-	-	-	-	-	50,000	-	-	-	-
Village Incentives	2310.41020.101.570852	-	-	-	-	-	50,000	200,000	-	200,000	200,000
Total:		-	-	-	-	-	100,000	200,000	-	200,000	200,000

**Village of Oak Park
Capital Improvement Fund Project Sheet
2023 - 2027**

Project:

Renewable District Energy
Feasibility Study

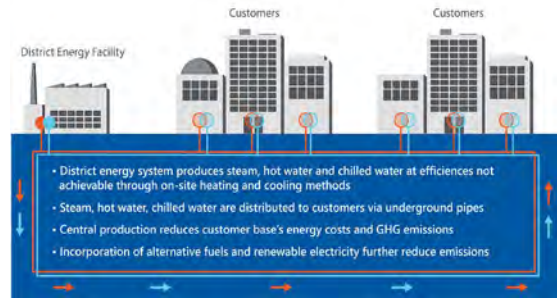
Priority Code:

A

Category:

Infrastructure Improvements

Example of District Energy Infrastructure



Description:

This project will study the feasibility of creating a district energy system in Oak Park. District energy systems deliver heating and cooling services in the form of steam, hot water and chilled water through thermal piping networks to multiple buildings. By serving the aggregated thermal loads of an entire community, district energy systems achieve an economy of scale to use surplus heat and renewable energy such as geothermal. Oak Park had a district energy system in part of the community at one time.

Justification:

This project is in alignment with the Climate Ready Oak Park plan, adopted in 2022, specifically action: BD06 (Pursue funding to study the feasibility of district heat/geothermal energy networks to replace gas heat on a neighborhood- or community-wide basis). Creating district energy from renewable sources could substantially lower Oak Park's greenhouse gas emissions.

Current Status:

This project is not yet begun. Staff has identified a competitive grant opportunity for the planning, design, and construction of a community geothermal system. Planning and design grants do not require a grant match. Construction grants require 10% cost sharing; state and local funds may be used. If grant funding is not awarded in 2023, Staff requests funding through ARPA.

Funding Sources	Account Number	Actual FY 2020	Actual FY2021	Budget FY2022	Amended Budget FY2022	Year End Estimate FY2022	Budget FY 2023	Budget FY 2024	Budget FY 2025	Budget FY 2026	Budget FY 2027
Sustainability Fund Revenues/Fund Reserves	Various	-	-	-	-	-	200,000	100,000	100,000	150,000	-
Grant Revenue	2310.41020.101.431400	-	-	-	-	-	-	-	1,000,000	1,500,000	-
Total:		-	-	-	-	-	200,000	100,000	1,100,000	1,650,000	-
Expenditures											
Planning / Design	2310.41020.101.570852	-	-	-	-	-	200,000	100,000	-	-	-
Deployment / Construction	2310.41020.101.570852	-	-	-	-	-	-	-	1,100,000	1,650,000	-
Total:		-	-	-	-	-	200,000	100,000	1,100,000	1,650,000	-

**Village of Oak Park
Capital Improvement Fund Project Sheet
2023 - 2027**

Project:

Climate Resiliency Hubs Study & Microgrid Pilot

Priority Code:

B

Category:

Building Improvements

Illustration of Community Climate Resilience Hub



Description:

Resilience Hubs are community-serving facilities augmented to support residents, coordinate communication, distribute resources, and reduce carbon pollution while enhancing quality of life. Hubs typically require enhancements and upgrades that improve their capacity to provide service in all three operating conditions (everyday, disruption, and recovery). Upgrades can range in complexity and cost. A microgrid is a local energy grid with control capability, which means it can disconnect from the traditional grid and operate autonomously.

Justification:

This project is in alignment with the Climate Ready Oak Park plan, adopted in 2022, specifically actions: AR05 (Develop permanent and pop-up resilient climate hubs in high vulnerability areas where individuals can receive emergency assistance and temporary shelter during climate disasters. Include feasibility assessment for microgrids.) . The 2022 heat wave demonstrated the need for additional community resilience hubs and microgrid infrastructure.

Current Status:

This project is not yet begun. Staff will seek grant funding for the project in 2023. If grant funding is not awarded in 2023, an option for the Board to consider would be to use ARPA funds for this project.

Funding Sources	Account Number	Actual FY 2020	Actual FY2021	Budget FY2022	Amended	Year End	Budget FY 2023	Budget FY 2024	Budget FY 2025	Budget FY 2026	Budget FY 2027
					Budget FY2022	Estimate FY2022					
Grant Revenue	2310.41020.101.431400	-	-	-	-	-	-	-	-	-	-
Sustainability Fund Revenues/Fund Reserves	Various	-	-	-	-	-	-	250,000	250,000	250,000	250,000
Total:		-	-	-	-	-	-	250,000	250,000	250,000	250,000
Expenditures											
Feasibility Study & Microgrid Pilot	2310.41020.101.570854	-	-	-	-	-	-	250,000	-	-	-
Construction / Management	2310.41020.101.570854	-	-	-	-	-	-	-	250,000	250,000	250,000
Total:		-	-	-	-	-	-	250,000	250,000	250,000	250,000

**Village of Oak Park
Capital Improvement Fund Project Sheet
2023 - 2027**

Project:

Community Light Pollution Mitigation Study


Priority Code:

B

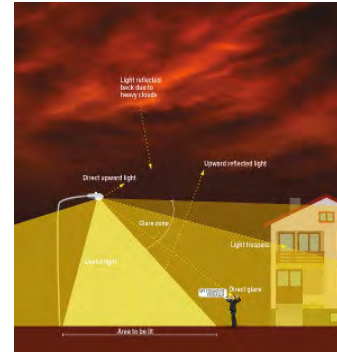
Category:

Infrastructure Improvements

Impact of the Northeast Blackout on Light Pollution



Sources of Light Pollution



Description:

This project will conduct a community light pollution assessment, develop pollution mitigation actions, and recommend design and practices to reduce the impact of light pollution on local wildlife and residents.

Justification:

This project is in alignment with the Climate Ready Oak Park plan, adopted in 2022, specifically action: PE03 (Conduct a light pollution mitigation study and integrate design and practices to reduce the impacts of refuge light on wildlife, especially bird, bat, and insect populations, and humans.)

Current Status:

This project is not yet begun. This project must precede the future alley streetlight replacement program. Establishing a light pollution mitigation policy and strategy is important to protecting local biodiversity, which was identified as a community concern during the Climate Ready engagement process.

Funding Sources	Account Number	Actual FY 2020	Actual FY2021	Budget FY2022	Amended	Year End	Budget FY 2023	Budget FY 2024	Budget FY 2025	Budget FY 2026	Budget FY 2027
					Budget FY2022	Estimate FY2022					
Environmental Services (Single Use Bag Fee)	2310.41020.101.445459	-	-	-	-	-	75,000	25,000	-	-	-
Transfer from Solid Waste Fund	2310.41300.101.491455	-	-	-	-	-	75,000	-	-	-	-
Total:		-	-	-	-	-	150,000	25,000	-	-	-
Expenditures											
Study / Design	2310.41020.101.570859	-	-	-	-	-	150,000	-	-	-	-
Light Mitigation Policy Integration	2310.41020.101.570859	-	-	-	-	-	-	25,000	-	-	-
Total:		-	-	-	-	-	150,000	25,000	-	-	-

**Village of Oak Park
Capital Improvement Fund Project Sheet
2023 - 2027**

Project:

Energy Efficiency Grant Programs

Priority Code:

A

Category:

Building Improvements

Better Homes, Better Planet Energy Grants



Description:

In 2021, an energy efficiency grant program was launched for Oak Park homeowners. Cost share grants and full grants were offered, depending on household income. The general eligibility grant funding (\$200,000) has been exhausted. The income-qualified grant funding (\$220,000) has been partially spent. Staff are working with community partners to continue to market this program to income-qualified residents.

Justification:

This program furthered the Village Board's goals for climate action.

Current Status:

Ongoing. This is a carryover of unspent funds.

Funding Sources	Account Number	Actual FY 2020	Actual FY2021	Budget FY2022	Amended Budget FY2022	Year End Estimate FY2022	Budget FY 2023	Budget FY 2024	Budget FY 2025	Budget FY 2026	Budget FY 2027
Energy Efficiency Rebate (CCA Fund)	2310.41020.101.441485			286,000	286,000	250,000	170,000				
Sustainability Fund Revenues/Fund Reserves	Various	-	-	134,000	134,000	-	-	-	-	-	-
Total:		-	-	420,000	420,000	250,000	170,000	-	-	-	-
Expenditures											
Village Incentives	2310.41020.101.570668	-	-	420,000	420,000	250,000	170,000	-	-	-	-
Total:		-	-	420,000	420,000	250,000	170,000	-	-	-	-

**Village of Oak Park
Capital Improvement Fund Project Sheet
2023 - 2027**

Project:

Replacement - Residential Lighting

Priority Code:

A

Category:

Infrastructure Improvements

100W Mercury Vapor Alley Light Fixture



40W LED Alley Light Fixture



Description:

This project involves replacing older alley streetlights with more energy efficient equipment.

Justification:

As a result of community interest and Village Board discussion, a replacement program of the older 100 Watt residential street and alley lighting was proposed. Switching from mercury vapor to LED alley lighting will save on energy usage and maintenance costs. It is also becoming more difficult and expensive to procure mercury vapor lamps as more efficient and less polluting types of lighting fixtures have entered the market. Although it is still legal to purchase mercury vapor lamps, the United States banned the sale of mercury vapor ballasts in 2008. According to the ban, existing fixtures can remain in service but, as they burn out, they must be replaced with newer, more efficient lighting alternatives. Currently staff is replacing mercury vapor with metal halide ballasts until they can switch over to LED lamps and fixtures.

Current Status:

In 2019 and 20, 2,500 residential low level street lights were replaced. In 2022, project engineering was completed to replace approximately 1,000 alley lights with new energy efficient, Dark Sky-compliant fixtures. Based on current ComEd grant programs, the Village anticipates receiving a rebate of approximately \$90,000 once all of the fixtures are installed in 2023. This project was originally budgeted using Sustainability Funds, but due to lack of available funds in the Sustainability Fund, the project is being financed with the Capital Improvement Fund since the alley lights are at at end of their existing service life and the Village will receive approximately \$90,000 in revenues to offset these expenses.

Funding Sources	Account Number	Actual FY 2020	Actual FY2021	Budget FY2022	Amended Budget FY2022	Year End Estimate FY2022	Budget FY 2023	Budget FY 2024	Budget FY 2025	Budget FY 2026	Budget FY 2027
Grant Revenue	3095.43780.101.431400						90,000				
Aggregation Renewable Energy Fee	2310.41020.101.441485	119,791	-	175,000	-	467	-	-	-	-	-
Main Capital Fund Revenues	Various	-	-	-	175,000	175,000	225,000	-	-	-	-
Total:		119,791	-	175,000	175,000	175,467	315,000	-	-	-	-
Expenditures											
Construction	2310.41020.101.570954	119,791	-	175,000	-	467	-	-	-	-	-
Construction	3095.101-43780.570954	-	-	-	175,000	175,000	225,000	-	-	-	-
Total:		119,791	-	175,000	175,000	175,467	225,000	-	-	-	-

**Village of Oak Park
Capital Improvement Fund Project Sheet
2023 - 2027**

Project: Bicycle Boulevard Improvements

Priority Code: A

Category: Infrastructure Improvements



Description:

Bicycle Boulevards are streets designed to prioritize bicycle travel with infrastructure features that calm and reduce vehicular traffic on neighborhood streets and improve safety at busy intersections. Specific features will be discussed as part of the plan implementation.

Justification:

The Village Bicycle Plan adopted in 2008 established goals of increasing bicycle use and creating a safe and inviting environment for cycling. This Bicycle Boulevard is a means to work towards these goals. Staff will collaborate with neighboring communities to update the Village Bicycle Plan. The improvements align with Climate Action Goals CA01, VT01-2, VT09 and TS01 to improve pedestrian safety and reduce vehicle emissions by creating more opportunities for bicycle travel.

Current Status:

The Bicycle Boulevard System Study was approved by the Village Board on July 20, 2015. The Transportation Commission (TC) recommended the first phase of the boulevard system be implemented on Scoville Avenue and on Ontario Street due to its proximity to OPRF. The design of this first phase will be completed in 2022 with construction occurring in 2023. Future phases are shown for implementation with design and construction in 2023. The TC reviewed opportunities to modify the existing Boulevard plan to upgrade to dedicated or protected bike lanes and did not find any opportunities for creating these dedicated or protected bike lanes. The TC recommended to move forward with implementing the Boulevard plan with the remaining sections of Scoville Ave as being the next priority. The 2023 project includes the

Funding Sources	Account Number	Actuals		Budget	Amended Budget	Year End Estimate	Recommended Budget				
		FY 2020	FY 2021	FY 2022	FY 2022	FY 2022	FY 2023	FY 2024	FY 2025	FY 2026	FY 2027
Single Use Bag Fee Revenue	2310.41020.101.445459	-	-	-	35,000	35,000	-	-	-	-	-
Transfer from Debt Service	3095.41300.101.491425	-	-	200,000	200,000	-	235,000	200,000	200,000	200,000	-
Total:		-	-	200,000	235,000	35,000	235,000	200,000	200,000	200,000	-
Expenditures											
Design (Phase I & II)	2310.41020.101.570967	-	-	-	35,000	35,000	-	-	-	-	-
Construction	2310.41020.101.570967	-	-	-	-	-	-	-	-	-	-
Design (Phase I & II)	3095.43780.101.570967	-	-	35,000	35,000	-	35,000	35,000	35,000	35,000	-
Construction	3095.43780.101.570967	-	-	165,000	165,000	-	200,000	165,000	165,000	165,000	-
Total:		-	-	200,000	235,000	35,000	235,000	200,000	200,000	200,000	-

**Village of Oak Park
Sustainability Fund Capital Project Sheet
2023 - 2027**

Project: Solar Projects (Complete)

Priority Code: N/A

Category: Building Improvements



Description:
 In 2018-19, Staff recommended options for renewable energy projects. In 2020, Park Community Solar program was launched, making renewable energy available to any resident or small commercial site, without the need to install onsite solar panels. In 2021-22, a residential solar rebate pilot program was launched and completed. In 2022, Village launched a Strategic Energy Management program, which will identify cost-effective opportunities for energy conservation and right-sized renewable energy improvements at Village facilities.

Justification:
This program furthered the Village Board's goals for renewable energy installations and climate action.

Current Status:
This project is completed. The project has been replaced with new initiatives aligned with the Climate Ready Oak Park plan, adopted in 2022.

Funding Sources	Account Number	Actual FY 2020	Actual FY2021	Budget FY2022	Amended Budget FY2022	Year End Estimate FY2022	Budget FY 2023	Budget FY 2024	Budget FY 2025	Budget FY 2026	Budget FY 2027
Aggregation Renewable Energy Fe	2310.41020.101.44185	-	-	225,000	225,000	224,436	-	-	-	-	-
Total:		-	-	225,000	225,000	224,436	-	-	-	-	-
Expenditures											
Solar Projects	2310.41020.101.570850	8,277	-	225,000	225,000	224,436	-	-	-	-	-
Total:		8,277	-	225,000	225,000	224,436	-	-	-	-	-

Village of Oak Park
 Capital Improvement Fund Project Sheet
 2023 - 2027

Project: Slow Streets Pilot Program

Priority Code: N/A

Category: Infrastructure Improvements



Description:

Slow Streets involve allowing only local traffic on streets to reduce the volume of traffic and encourage slower speeds allowing the streets to be shared with pedestrians and cyclists to allow for greater social distancing for people walking and biking during the COVID-19 pandemic.

Justification:

During the COVID-19 pandemic, there was an increase in the amount of pedestrians and cyclists using the sidewalks and streets. In order to create space to allow for social distancing and encourage walking and biking, the Village implemented a Slow Street Pilot Program to reduce the number and speeds of cars on selected local roads as recommended by the Transportation Commission.

Current Status:

The Slow Street Pilot Program was started in August of 2020 and completed in October 2020. Future transportation initiatives will be funded through the General Fund or dedicated revenue sources for roadway improvements.

Funding Sources	Account Number	Actual FY 2020	Actual FY2021	Budget FY2022	Amended	Year End	Budget FY 2023	Budget FY 2024	Budget FY 2025	Budget FY 2026	Budget FY 2027
					Budget FY2022	Estimate FY2022					
Single Use Bag Fee Revenue	2310.41020.101.445459	30,550	-	-	-	-	-	-	-	-	-
	Total:	30,550	-	-	-	-	-	-	-	-	-
Expenditures											
Barricade Rentals	2310.41020.101.570967	30,550	-	-	-	-	-	-	-	-	-
	Total:	30,550	-	-	-	-	-	-	-	-	-

**Village of Oak Park
Sustainability Fund Capital Project Sheet
2023 - 2027**

Project: Sustainable VOP Infrastructure

Priority Code: N/A

Category: Infrastructure Improvements



Recycled content materials for VOP infrastructure projects.

Description:
This fund was available to Department of Public Works to offset the cost of sustainable materials in VOP specifications for street surfacing projects. Funds were approved to support tree planting for 2021 only. Funds were approved to support a grant to PDOP for 2022 only (see PDOP project page). Future transportation initiatives will be funded through the General Fund, Debt Service transfer, or dedicated revenue sources for roadway improvements.

Justification:
The Village Board determined that the use of recycled content sustainable materials in VOP infrastructure is consistent with the Village's core values and participation in the GRC through the Metropolitan Mayors' Caucus.

Current Status:
This project is completed.

Funding Sources	Account Number	Actual FY 2020	Actual FY2021	Budget FY2022	Amended Budget FY2022	Year End Estimate FY2022	Budget FY 2023	Budget FY 2024	Budget FY 2025	Budget FY 2026	Budget FY 2027
Aggregation Renewable Energy Fee	2310.41020.101.44185	-	100,000	-	-	-	-	-	-	-	-
Total:		-	100,000	-	-	-	-	-	-	-	-
Sustainable VOP Projects	2310.41020.101.570851	-	100,000	-	-	-	-	-	-	-	-
Total:		-	100,000	-	-	-	-	-	-	-	-

**Village of Oak Park
Capital Improvement Fund Project Sheet
2023 - 2027**

Project: PDOP Net Zero Grant Project

Priority Code: N/A

Category: Building Improvements



Net Zero Design for Park District of Oak Park Recreation

Description:
The park district received an Illinois Clean Energy Foundation Grant, using Village funding as a matching funding source. The grant will be used to defray the incremental cost of constructing net zero features for the planned PDOP facility.

Justification:
This program furthered the Village Board's goals for renewable energy installations, climate action, and intergovernmental collaboration.

Current Status:
This program is completed. The grant award was issued to PDOP.

Funding Sources	Account Number	Actual FY 2020	Actual FY2021	Budget FY2022	Amended Budget FY2022	Year End Estimate FY2022	Budget FY 2023	Budget FY 2024	Budget FY 2025	Budget FY 2026	Budget FY 2027
Aggregation Renewable Energy Fee	2310.41020.101.44185	-	-	400,000	400,000	400,000	-	-	-	-	-
Total:		-	-	400,000	400,000	400,000	-	-	-	-	-
Expenditures											
Sustainable VOP Projects (PDOP Grant	2310.41020.101.570851	-	-	400,000	400,000	400,000	-	-	-	-	-
Total:		-	-	400,000	400,000	400,000	-	-	-	-	-

BUILDING IMPROVEMENT FUND #3012

Fund Summary

The Building Improvement Fund revenue is transferred from the Capital Improvement Fund. This fund accounts for all expenses related to the repair and maintenance of Village Hall, the Public Works Center, the Village's three fire stations and the Dole Library.

Projects are identified from a Property Condition Assessment report. The purpose of this report is to assess the general condition of building components (structure, roof, HVAC, plumbing, electrical, etc.) in order to develop prioritized repair and maintenance recommendations and budgets for the next ten years.

Although the current focus is on the actual infrastructure improvements, it is not possible to have a valid conversation about the fund's ability to pay for the costs of projects without also discussing the other expenses of the fund.

Below is a revenue and expense table that illustrates the overall fund finances. However, the operational portion, which excludes capital costs, is currently under review and will come before the Finance Committee and Village Board as a part of the operation budget recommendation.

BUILDING IMPROVEMENT FUND #3012 OPERATING BUDGET SUMMARY

	2020	2021	2022	Amended 2022	2022	2023
	<u>Actual</u>	<u>Actual</u>	<u>Budget</u>	<u>Budgeted</u>	<u>Y/E Estimate</u>	<u>Budget</u>
Grants	-	20,000	-	-	-	-
Bond Anticipation Note (BAN)	-	-	-	-	-	-
Transfer from CIP Fund	-	-	1,700,000	1,700,000	1,700,000	2,500,000
Transfer from Other Funds	-	-	-	-	-	-
Total Revenue	<u>-</u>	<u>20,000</u>	<u>1,700,000</u>	<u>1,700,000</u>	<u>1,700,000</u>	<u>2,500,000</u>
Capital Outlay	<u>438,654</u>	<u>231,555</u>	<u>1,419,600</u>	<u>1,526,866</u>	<u>1,072,919</u>	<u>2,905,000</u>
Total Expenditures	<u>438,654</u>	<u>231,555</u>	<u>1,419,600</u>	<u>1,526,866</u>	<u>1,072,919</u>	<u>2,905,000</u>
Net Surplus (Deficit)	<u>(438,654)</u>	<u>(211,555)</u>	<u>280,400</u>	<u>173,134</u>	<u>627,081</u>	<u>(405,000)</u>
Beginning Audited Fund Balance 1/1/22					(134,099)	
2022 Projected Surplus (Deficit)					<u>627,081</u>	
Ending Projected Fund Balance 12/31/22					<u>492,982</u>	
Estimated Fund Balance 1/1/23						492,982
2023 Budgeted Surplus (Deficit)						<u>(405,000)</u>
Ending Estimated Fund Balance 12/31/23						<u>87,982</u>

**Village of Oak Park
Capital Improvement Program - Summary
2023 - 2027**

Building Improvement Fund (3012)		Actuals		Budget		Amended Budget		Year End Estimate		Recommended Budget						
Project (*Indicates New Project for 2023)	Additional Description	Fund	Dept	Prgm	Account	Priority Code	FY 2020	FY 2021	FY 2022	FY 2022	FY 2022	FY 2023	FY 2024	FY 2025	FY 2026	FY 2027
Sta. 1 MEP and Fire Protection System Repairs	Fire Station 1	3012	43790	101	540673	A	-	-	-	-	-	25,000	45,000	-	-	-
Sta. 1 Renovate Women's Bunk Room Modifications	Fire Station 1	3012	43790	101	540673	A	-	-	25,000	-	-	240,000	-	-	-	-
Sta. 1 Replace Men's Showers (2nd floor)	Fire Station 1	3012	43790	101	540673	B	-	-	-	-	-	10,000	40,000	-	-	-
Sta. 1 Replace Rear Concrete Apron	Fire Station 1	3012	43790	101	540673	F	-	-	-	-	-	-	-	35,000	-	-
Sta. 1 Window Replacement	Fire Station 1	3012	43790	101	540673	F	-	-	-	-	-	-	-	35,000	-	-
Sta. 2 Boiler Replacement	Fire Station 2	3012	43790	101	540673	A	-	-	57,500	57,500	52,000	-	-	-	-	-
Sta. 2 Foundation and Basement Stairs Repairs	Fire Station 2	3012	43790	101	540673	F	-	-	-	-	-	-	-	125,000	-	-
Sta. 2 Geothermal System	Fire Station 3	3012	43790	101	540673	B	-	-	-	-	-	350,000	-	-	-	-
Sta. 2 MEP an Fire Protection System Repairs	Fire Station 2	3012	43790	101	540673	F	-	-	-	-	-	-	25,000	-	-	-
Sta. 2 Re-asphalt Parking Lot	Fire Station 2	3012	43790	101	540673	A	-	-	-	-	-	60,000	-	-	-	-
Sta. 2 Masonry Repairs	Fire Station 2	3012	43790	101	540673	F	-	-	-	-	-	-	-	-	75,000	-
* Sta. 2 Egress for Second Floor	Fire Station 2	3012	43790	101	540673	A	-	-	-	-	-	50,000	-	-	-	-
Sta. 3 Kitchen Renovation	Fire Station 3	3012	43790	101	540673	F	-	-	-	-	-	-	115,000	-	-	-
Sta. 3 Masonry Repairs	Fire Station 3	3012	43790	101	540673	F	-	-	-	-	-	-	-	-	-	135,000
Sta. 3 MEP and Fire Protection System Repairs	Fire Station 3	3012	43790	101	540673	F	-	-	-	-	-	-	-	240,625	-	-
Sta. 3 Restroom, Locker Room and Bunk Room Renovation	Fire Station 3	3012	43790	101	540673	N/A	-	-	460,000	460,000	644,067	-	-	-	-	-
Sta. 3 Roof Repairs	Fire Station 3	3012	43790	101	540673	A	-	-	-	-	-	200,000	-	-	-	-
Safety and Security Improvements	Multi Modal Station	3012	43790	101	540673	A	-	-	100,000	100,000	55,000	45,000	-	-	-	-
Transit Station Improvements	Multi Modal Station	3012	43790	101	540673	A	-	-	150,000	150,000	-	150,000	1,090,000	500,000	-	-
Property Condition Assessment Program	Various VOP Buildings	3012	43790	101	540673	A	-	-	-	-	-	25,000	-	25,000	-	25,000
Energy Audit Project	Various VOP Buildings	3012	43790	101	540673	A	-	-	-	-	-	80,000	-	-	-	-
Firing Range Ventilation System Upgrades	Police Station	3012	43790	101	540673	N/A	292,795	36,000	-	-	36,654	-	-	-	-	-
Police Station Repairs	Police Station	3012	43790	101	540673	A	-	-	-	-	-	160,000	7,950,000	4,260,000	-	-
Replacement Police Station	Police Station	3012	43790	101	540673	A	12,015	-	322,600	322,600	100,000	750,000	25,000,000	24,000,000	-	-
Air Supply For Lower Level Shops	Public Works Center	3012	43790	101	540673	F	-	-	-	-	-	-	-	35,000	-	-
Building Automation System (BAS) Work/Repairs/Upgrade	Public Works Center	3012	43790	101	540673	B	-	-	-	-	-	90,000	-	-	-	-
CNG Station Upgrades	Public Works Center	3012	43790	101	540673	F	-	-	-	-	-	-	-	300,000	-	-
Emergency Power Panel Upgrade	Public Works Center	3012	43790	101	540673	F	-	-	-	-	-	-	25,000	-	-	-
Exterior Wood and Coping Stone Repair	Public Works Center	3012	43790	101	540673	F	-	-	-	-	-	-	65,000	-	-	-
Floor Sealing	Public Works Center	3012	43790	101	540673	F	-	-	-	-	-	-	50,000	100,000	-	-
Green Roof Upgrades	Public Works Center	3012	43790	101	540673	F	-	-	-	-	-	-	30,000	-	-	-
HVAC Air and Fan Motor Balancing and Monitoring	Public Works Center	3012	43790	101	540673	A	-	-	-	-	-	30,000	-	-	-	35,000
* LED Lighting Upgrades	Public Works Center	3012	43790	101	540673	B	-	-	-	-	-	-	60,000	-	-	-
Locker Room Upgrades	Public Works Center	3012	43790	101	540673	C	-	-	-	-	-	100,000	-	-	-	-
MEP and Fire Protection System Repairs	Public Works Center	3012	43790	101	540673	F	-	-	-	-	-	-	-	125,000	65,000	175,000
New Exterior and Overhead Doors	Public Works Center	3012	43790	101	540673	A	13,943	-	-	-	-	30,000	35,000	-	-	50,000
* New Office Furniture	Public Works Center	3012	43790	101	540673	C	-	-	-	-	-	25,000	10,000	10,000	10,000	10,000
Painting	Public Works Center	3012	43790	101	540673	F	-	-	-	-	-	-	25,000	-	-	25,000
Rain Garden	Public Works Center	3012	43790	101	540673	N/A	-	53,291	-	-	-	-	-	-	-	-
Salt Brine Maker	Public Works Center	3012	43790	101	540673	A	-	-	-	-	-	175,000	-	-	-	-
Structural Assessment	Public Works Center	3012	43790	101	540673	F	-	-	-	-	-	-	25,000	25,000	100,000	-
Truck Ramp Lift for Fleet Shop	Public Works Center	3012	43790	101	540673	N/A	-	-	47,000	47,000	43,448	-	-	-	-	-
UST Monitoring System	Public Works Center	3012	43790	101	540673	F	-	-	-	-	-	-	50,000	-	-	-
Utility Piping Replacements	Public Works Center	3012	43790	101	540673	B	-	-	-	-	-	25,000	-	25,000	-	25,000
Wash Bay Floor Drain Upgrades	Public Works Center	3012	43790	101	540673	A	-	-	20,000	20,000	17,000	175,000	-	-	-	-
White Roof Repair	Public Works Center	3012	43790	101	540673	F	-	-	-	-	-	-	325,000	-	-	-

**Village of Oak Park
Capital Improvement Program - Summary
2023 - 2027**

Building Improvement Fund (3012)		Actuals		Budget	Amended Budget	Year End Estimate	Recommended Budget									
Project (*Indicates New Project for 2023)	Additional Description	Fund	Dept	Prgm	Account	Priority Code	FY 2020	FY 2021	FY 2022	FY 2022	FY 2022	FY 2023	FY 2024	FY 2025	FY 2026	FY 2027
* Wifi / Cell Service Improvements	Public Works Center	3012	43790	101	540673	A						25,000	25,000			
ADA Chair Lift	Village Hall	3012	43790	101	540673	N/A	36,452	-								
Courtyard Paver Brick Replacement	Village Hall	3012	43790	101	540673	F									100,000	
Courtyard Perimeter Window Replacement	Village Hall	3012	43790	101	540673	F							250,000			
Courtyard Wood Replacement	Village Hall	3012	43790	101	540673	F			55,000							65,000
Electrical Upgrades	Village Hall	3012	43790	101	540673	B			25,000			25,000	250,000			
Emergency Generator Upgrades	Village Hall	3012	43790	101	540673	F							75,000			
Front Gate Replacement	Village Hall	3012	43790	101	540673	N/A	11,980									
Furniture/Workstation Replacements	Village Hall	3012	43790	101	540673	C	23,168		25,000	25,000	25,000	25,000	25,000	25,000	25,000	25,000
Interior Signage Replacement	Village Hall	3012	43790	101	540673	F	1,384						25,000			
Masonry Repairs	Village Hall	3012	43790	101	540673	F							525,000			
MEP and Fire Protection System Repairs	Village Hall	3012	43790	101	540673	F								70,000	70,000	230,000
New Entranceway	Village Hall	3012	43790	101	540673	A			25,000	25,000	25,000		425,000			
Pneumatic Control Replacement and AHU Upgrades	Village Hall	3012	43790	101	540673	B			50,000	50,000	50,000		500,000			
Roof Repairs	Village Hall	3012	43790	101	540673	N/A			25,000	25,000	24,750					
Ventilation in Employee Lounge Restrooms	Village Hall	3012	43790	101	540673	A			32,500			35,000				
Water Pipe Replacement	Village Hall	3012	43790	101	540673	F										125,000
West Fan Room Sump Pump Replacement	Village Hall	3012	43790	101	540673	F									50,000	
Oak Park River Forest Museum Building Repairs	OPRF Museum	3012	43790	101	540673	F									25,000	
TOTALS:							391,737	89,291	1,419,600	1,282,100	1,072,919	2,905,000	37,065,000	29,935,625	520,000	925,000


Priority Scale
A= Essential and immediate need
B= Essential, but may be delayed
C= Optional but beneficial to the Village through increased productivity, safety, etc.
D= Optional but beneficial to the Village in social, cultural or aesthetic ways
F= Future project, no 2023 expenditures
N/A= Project complete, no 2023 or future expenditures

**Village of Oak Park
Capital Improvement Program
2023 - 2027**

Project: Fire Station 1 Mechanical, Plumbing and Fire Protection System Repairs

Priority Code: A

Category: Building Improvements



Description:

This project involves repair or replacement of the mechanical, plumbing (M&P) and fire protection systems at the main fire station. A more detailed description of suggested repairs is identified in the Property Condition Assessment (PCA) that was completed for the main fire station in 2019.

Justification:

The 2019 PCA identified various deficiencies and repair recommendations for the M&P and fire protection systems at the main fire station. Project design and engineering will prioritize reductions in building emissions and energy usage in alignment with the Village Climate Ready Oak Park Plan Goal: EE02 - Adopt Enhanced Building Performance Standards. Staff will present appropriate alternatives to replacement in kind identified during design with cost benefit evaluations for board directions

Current Status:

This is a new project that would include repairs and/or replacement of various components of the M&P and fire protection systems. Costs were provided based on information in the PCA. The following items would be replaced in 2023: condensing units, compressors and associated components for two AC systems. In 2024, the following items would be replaced: domestic water heater (\$5,000), exhaust fans (\$15,000), fire alarm panel and carbon monoxide (CO) detectors (\$15,000) and sprinkler pipe sections (\$10,000). The existing AC units at the main fire station are antiquated (still use and are low on R12 refrigerant) and are breaking down more and more frequently. The most recent assessment from a mechanical contractor was that the units are not reliable, not cost-effective and are in need of replacement. R12 refrigerant is much less environmentally friendly than modern refrigerants, is very difficult to obtain and is very costly to purchase.

Funding Sources	Account Number	Actuals		Project	Amended	Year End	Recommended Budget				
		FY 2020	FY2021	Budget	Budget	Estimate	FY 2023	FY 2024	FY 2025	FY 2026	FY 2027
Transfer From CIP Fund #3095	3012-41300-101-491495	-	-	-	-	-	25,000	45,000	-	-	-
Total:		-	-	-	-	-	25,000	45,000	-	-	-
Expenditures											
Construction	3012-43790-101-540673	-	-	-	-	-	25,000	45,000	-	-	-
Total:		-	-	-	-	-	25,000	45,000	-	-	-

**Village of Oak Park
Capital Improvement Program
2023 - 2027**

Project: Fire Station 1 Bunk Room Modifications Priority Code: A Category: Building Improvements



Description:

This project involves modifying the existing bunk room at the main fire station to provide for future female employees, as well as installing new carpeting in all carpeted areas of the building.

Justification:

The existing bunk room at the main fire station does not provide adequate accommodations for female staff. Modifications to the bunk room floor plan, which would include installation of partitions, additional beds and additional lighting would satisfy that immediate need and be beneficial to the Village through increased productivity and morale. The existing carpeting is over 25 years old and is in need of replacement.

Current Status:

This is a new project. The Village received bids for this work from general contractors in early 2022. All bids exceeded the available funds in the CIP BIF budget so this work is deferred until 2023. The \$25,000 that was budgeted for this work in 2022 was reallocated to cover a portion of the cost for the 2022 South Fire Station Renovation Project. The proposed design work would also include the design for renovations to the men's showers in the 2nd floor men's locker room. That project is being proposed to be completed in 2024.

Funding Sources	Account Number	Actuals		Project	Amended	Year End	Recommended Budget				
		FY 2020	FY2021	Budget FY2022	Budget FY2022	Estimate FY2022	FY 2023	FY 2024	FY 2025	FY 2026	FY 2027
Transfer From CIP Fund #30	3012-41300-101-491495	-	-	25,000	-	-	240,000	-	-	-	-
Total:		-	-	25,000	-	-	240,000	-	-	-	-
Expenditures											
Design	3012-43790-101-540673	-	-	-	-	-	40,000	-	-	-	-
Construction	3012-43790-101-540673	-	-	25,000	-	-	200,000	-	-	-	-
Total:		-	-	25,000	-	-	240,000	-	-	-	-

**Village of Oak Park
Capital Improvement Program
2023 - 2027**

Project: Fire Station 1 Replace Men's Showers 2nd Floor Priority Code: B Category: Building Improvements



Description:

This project involves renovating the 2nd floor men's shower area at the main fire station to install new showers and allow for more space and a separate area for more women's showers.

Justification:

The existing showers in the men's locker room at fire station 1 are original to the building and the plumbing fixtures are in poor condition, and there currently is only one women's shower. Replacement of the showers would be beneficial to the Village through improved appearance and functionality of the showers. The design for this work would be done in 2023 in concurrence with the design for the bunk room renovations.


Current Status:

This is a new project.

Funding Sources	Account Number	Actuals		Project Budget FY2022	Amended Budget FY2022	Year End Estimate FY2022	Recommended Budget				
		FY 2020	FY 2021				FY 2023	FY 2024	FY 2025	FY 2026	FY 2027
Transfer From CIP Fund #3095	3012-41300-101-491495	-	-	-	-	-	10,000	40,000	-	-	-
Total:		-	-	-	-	-	10,000	40,000	-	-	-
Expenditures											
Design	3012-43790-101-540673						10,000				
Construction	3012-43790-101-540673	-	-	-	-	-	40,000	-	-	-	-
Total:		-	-	-	-	-	10,000	40,000	-	-	-

**Village of Oak Park
Capital Improvement Program
2023 - 2027**

Project: Fire Station 1 Replace Rear Concrete Apron Priority Code: F Category: Building Improvements



Description:

This project involves replacing the existing concrete apron in back of the main fire station.

Justification:

The existing apron is cracked and is deteriorating in several areas.

Current Status:

This is a new project.

Funding Sources	Account Number	Actuals		Project Budget	Amended Budget	Year End Estimate	Recommended Budget				
		FY 2020	FY2021	FY2022	FY2022	FY2022	FY 2023	FY 2024	FY 2025	FY 2026	FY 2027
Transfer From CIP Fund #3095	3012-41300-101-491495	-	-	-	-	-	-	-	35,000	-	-
Total:		-	-	-	-	-	-	-	35,000	-	-
Expenditures											
Construction	3012-43790-101-540673	-	-	-	-	-	-	-	35,000	-	-
Total:		-	-	-	-	-	-	-	35,000	-	-

**Village of Oak Park
Capital Improvement Program
2023 - 2027**

Project: Fire Station 1 Window Replacement

Priority Code: F

Category: Building Improvements



Description:

This project involves replacing the upper windows above the overhead doors at the main fire station.

Justification:

The existing windows are original to the building and are in need of replacement to mitigate leaks and improve insulation. This project is in alignment with the Village Climate Ready Oak Park Plan Goal: EE02 - Adopt Enhanced Building Performance Standards.

Current Status:

This is a new project.

Funding Sources	Account Number	Actuals		Project Budget	Amended Budget	Year End Estimate	Recommended Budget				
		FY 2020	FY2021	FY2022	FY2022	FY2022	FY 2023	FY 2024	FY 2025	FY 2026	FY 2027
Transfer From CIP Fund #3095	3012-41300-101-491495	-	-	-	-	-	-	-	35,000	-	-
Total:		-	-	-	-	-	-	-	35,000	-	-
Expenditures											
Construction	3012-43790-101-540673	-	-	-	-	-	-	-	35,000	-	-
Total:		-	-	-	-	-	-	-	35,000	-	-

**Village of Oak Park
Capital Improvement Program
2023 - 2027**

Project: Fire Station 2 Boiler Replacement

Priority Code: N/A

Category: Building Improvements



Description:

This project involves replacing the boiler system at the north fire station.

Justification:

The existing boiler system is over 75 years old and is in need of replacement. Supply lines have historically had frequent leaks, and the gas supply line to the boiler creates excessive flames/flare-up when the boiler turns on creating a potentially unsafe condition.

Current Status:

This is a new project. Bids were received in early June (cost within budget) and a mechanical contractor has been selected. Staff will seek Village Board approval in late July 2022. Project is scheduled to be completed by the end of October 2022.

Funding Sources	Account Number	Actuals		Project Budget	Amended Budget	Year End Estimate	Recommended Budget				
		FY 2020	FY2021	FY2022	FY2022	FY2022	FY 2023	FY 2024	FY 2025	FY 2026	FY 2027
Transfer From CIP Fund #3095	3012-41300-101-491495	-	-	57,500	57,500	52,000	-	-	-	-	-
Total:		-	-	57,500	57,500	52,000	-	-	-	-	-
Expenditures											
Design	3012-43790-101-540673			7,500	7,500	11,710	-				
Construction	3012-43790-101-540673	-	-	50,000	50,000	40,290	-	-	-	-	-
Total:		-	-	57,500	57,500	52,000	-	-	-	-	-

**Village of Oak Park
Capital Improvement Program
2023 - 2027**

Project: Fire Station 2 Foundation and Basement Stairs Repairs

Priority Code: F

Category: Building Improvements



Description:

This project involves repairing the foundation and basement stairs at fire station 2.

Justification:

The North fire station was built in 1917. The last remodel was in 1985 when exterior windows were replaced, kitchen was upgraded and overhead doors were replaced.

Current Status:

This is a new project.


Funding Sources	Account Number	Actuals		Project Budget	Amended Budget	Year End Estimate	Recommended Budget					
		FY 2020	FY2021	FY2022	FY2022	FY2022	FY 2023	FY 2024	FY 2025	FY 2026	FY 2027	
Transfer From CIP Fund #3095	3012-41300-101-491495							-	125,000			
Total:		-	-	-	-	-	-	-	125,000	-	-	-
Expenditures												
Construction	3012-43790-101-540673	-	-	-	-	-	-	-	125,000	-	-	-
Total:		-	-	-	-	-	-	-	125,000	-	-	-

**Village of Oak Park
Capital Improvement Program
2023 - 2027**

Project: Fire Station 2 Geothermal System

Priority Code: B

Category: Building Improvements



Description:

This project involves installing a new geothermal system and geothermal well field in the rear parking lot of the north fire station to supplement the new boiler system proposed and planned for 2022.

Justification:

The existing boiler system was proposed to be replaced with an in-kind boiler system by the end of 2022. The proposed new geothermal system for 2023 would serve to supplement the new boiler system and could easily be retrofit into the new boiler system. Work would include installing approximately three to four deep wells in the rear parking lot, and this work would coincide with the replacement of the asphalt parking lot and concrete alleys on either side of the station, which is also planned for 2023. This project is in alignment with the Village Climate Ready Oak Park Plan Goal: EE02 - Adopt Enhanced Building Performance Standards.

Current Status:

This is a new project. Some environmental work and remediation for potential underground storage tank (UST) removal may be required if discovered during excavation.

Funding Sources	Account Number	Actuals		Project Budget FY2022	Amended Budget FY2022	Year End Estimate FY2022	Recommended Budget				
		FY 2020	FY2021				FY 2023	FY 2024	FY 2025	FY 2026	FY 2027
Transfer From CIP Fund #3095	3012-41300-101-491495	-	-				350,000	-	-	-	-
Total:		-	-				350,000	-	-	-	-
Expenditures											
Design	3012-43790-101-540673						75,000				
Environmental	3012-43790-101-540673						25,000				
Construction	3012-43790-101-540673	-	-				250,000	-	-	-	-
Total:		-	-				350,000	-	-	-	-

**Village of Oak Park
Capital Improvement Program
2023 - 2027**

Project: Fire Station 2 Mechanical, Electrical, Plumbing and Fire Protec

Priority Code: F

Category: Building Improvements



Description:

This project involves replacement of the mechanical, electrical, plumbing and fire protection systems at the north fire station based on the deficiencies and recommended repairs in the Property Condition Assessment (PCA) of the north station.

Justification:

The Property Condition Assessment (PCA) of the north fire station identified mechanical, electrical, plumbing and fire protection systems deficiencies in need of repair/replacement/upgrades. Design and engineering will evaluate the potential to transition away from gas powered domestic water heaters in alignment with the Village Climate Ready Oak Park Plan Goal: EN03 - Transition to all electric units.

Current Status:

This is a new project as a result of the PCA completed in 2019. Specific items planned for 2024 include new domestic water heaters with new piping and fixtures.

Funding Sources	Account Number	Actuals		Project Budget	Amended Budget	Year End Estimate	Recommended Budget				
		FY 2020	FY2021	FY2022	FY2022	FY2022	FY 2023	FY 2024	FY 2025	FY 2026	FY 2027
Transfer From CIP Fund #3095	3012-41300-101-491495	-	-	-	-	-	-	25,000	-	-	-
Total:		-	-	-	-	-	-	25,000	-	-	-
Expenditures											
Construction	3012-43790-101-540673	-	-	-	-	-	-	25,000	-	-	-
Total:		-	-	-	-	-	-	25,000	-	-	-

**Village of Oak Park
Capital Improvement Program
2023 - 2027**

Project: Fire Station 2 Parking Lot

Priority Code: A

Category: Building Improvements



Description:

This project involves replacing the asphalt parking lot at the north fire station which was built in 1984 and is in bad condition with a new concrete parking lot, or a permeable parking lot with permeable brick pavers. Parking lot work would be constructed at the same time as the adjacent alley replacement project in 2023 which is replacing the alleys on three sides of the parking lot. Parking lot work would also include replacing paving on the three sides of the fire station building. The Permeable parking lot would be bid as a bid alternate. Costs for potential environmental work for any unknown tanks is included. A traditional concrete project is estimated at \$45,000 vs. a permeable parking lot estimated at \$60,000. This proposed alternative is in alignment with the Village Climate Ready Oak Park Plan Goal: GI02 - Pursue Opportunities for Green Infrastructure.

Justification:

The deteriorating conditions of this parking lot are creating a safety hazard for staff and the public. There is an essential need to repair the parking lot.

Current Status:

This is a new project. This would be done in conjunction to the installation of the adjacent alley project. Should the Village approve a geothermal well field for the fire station, work would be coordinated between these projects. Some building foundation work to repair leaks and improve drainage around the exterior perimeter could become a part of this project following investigations by foundation repair companies. The geothermal well system and major foundation repairs and waterproofing are listed as separate projects. Costs are shown for traditional concrete.

Funding Sources	Account Number	Actuals		Project Budget FY2022	Amended Budget FY2022	Year End Estimate FY2022	Recommended Budget				
		FY 2020	FY2021				FY 2023	FY 2024	FY 2025	FY 2026	FY 2027
Transfer From CIP Fund #3095	3012-41300-101-491495	-	-	-	-	-	60,000	-	-	-	-
Total:		-	-	-	-	-	60,000	-	-	-	-
Expenditures											
Environmental	3012-43790-101-540673	-	-	-	-	-	15,000	-	-	-	-
Construction	3012-43790-101-540673	-	-	-	-	-	45,000	-	-	-	-
Total:		-	-	-	-	-	60,000	-	-	-	-

**Village of Oak Park
Capital Improvement Program
2023 - 2027**

Project: Fire Station 2 Masonry Repairs

Priority Code: F

Category: Building Improvements



Description:

This project involves tuck-pointing the exterior masonry at the north fire station. Some scope items would include cleaning and painting exposed steel, removing and replacing cracked brick, grinding and pointing, replacing existing downspouts, crack sealing and painting.

Justification:

To improve the outside appearance and ensure structural integrity at the north fire station.

Current Status:

This is a new project. Specific scope items are identified in the Property Condition Assessment (PCA) of the north station which was completed in 2019.

Funding Sources	Account Number	Actuals		Project Budget	Amended Budget	Year End Estimate	Recommended Budget				
		FY 2020	FY2021	FY2022	FY2022	FY2022	FY 2023	FY 2024	FY 2025	FY 2026	FY 2027
Transfer From CIP Fund #3095	3012-41300-101-491495	-	-	-	-	-	-	-	-	75,000	-
Total:		-	-	-	-	-	-	-	-	75,000	-
Expenditures											
Construction	3012-43790-101-540673	-	-	-	-	-	-	-	-	75,000	-
Total:		-	-	-	-	-	-	-	-	75,000	-

**Village of Oak Park
Capital Improvement Program
2023 - 2027**

Project: Fire Station 2 Egress for Second Floor

Priority Code: A

Category: Building Improvements



Description:

This project involves removing one window in the kitchen area on the second floor and installing a new egress point (doorway with exterior landing) for life safety purposes. Structural and masonry work would be included.

Justification:

Currently, there is no point of egress on the 2nd floor of the fire station, and only one stairway leading down to the main floor and exit. The existing windows are too small to serve as emergency exits. This is a life safety concern as the bunk room and kitchen are directly above the fire apparatus floor. In case of a fire on the apparatus floor, there would be no emergency exit available for staff.

Current Status:

This is a new project.

Funding Sources	Account Number	Actuals		Project Budget	Amended Budget	Year End Estimate	Recommended Budget				
		FY 2020	FY 2021	FY2022	FY2022	FY2022	FY 2023	FY 2024	FY 2025	FY 2026	FY 2027
Transfer From CIP Fund #3095	3012-41300-101-491495	-	-	-	-	-	50,000	-	-	-	-
Total:		-	-	-	-	-	50,000	-	-	-	-
Expenditures											
Construction	3012-43790-101-540673	-	-	-	-	-	50,000	-	-	-	-
Total:		-	-	-	-	-	50,000	-	-	-	-

**Village of Oak Park
Capital Improvement Program
2023 - 2027**

Project: Fire Station 3 Kitchen Renovation Priority Code: F Category: Building Improvements



Description:
This project involves renovating the kitchen at the south fire station with upgraded appliances, new cabinetry, new light fixtures and flooring.

Justification:
The South fire station was built in 1961. The last remodel of kitchen cabinets was in 2002. Kitchen tile was installed in 1985. The existing kitchen plumbing and fixtures are in poor condition. The appliances are also antiquated. Renovation of the kitchen would be beneficial to the Village through increased productivity and morale. Environmental survey, removal and abatement of asbestos is anticipated as part of this project. Also included as part of this project would be the replacement of two exterior doors (one near the kitchen and one for the main entranceway. Estimated cost is \$10,000).

Current Status:
This is a new project.

Funding Sources	Account Number	Actuals		Project Budget	Amended Budget	Year End Estimate	Recommended Budget				
		FY 2020	FY2021	FY2022	FY2022	FY2022	FY 2023	FY 2024	FY 2025	FY 2026	FY 2027
Transfer From CIP Fund #3095	3012-41300-101-491495	-	-	-	-	-	-	115,000	-	-	-
Total:		-	-	-	-	-	-	115,000	-	-	-
Expenditures											
Design	3012-43790-101-540673	-	-	-	-	-	-	7,500	-	-	-
Environmental	3012-43790-101-540673	-	-	-	-	-	-	35,000	-	-	-
Construction	3012-43790-101-540673	-	-	-	-	-	-	72,500	-	-	-
Total:		-	-	-	-	-	-	115,000	-	-	-

**Village of Oak Park
Capital Improvement Program
2023 - 2027**

Project: Fire Station 3 Masonry Repairs

Priority Code: F

Category: Building Improvements



Description:

This project involves tuck-pointing the exterior masonry and other exterior repairs at the south fire station.

Justification:

To improve the outside appearance and ensure structural integrity at Fire Station #3. Deficiencies in the exterior masonry and recommended repairs were identified in the 2017 south fire station Property Condition Assessment (PCA).

Current Status:

This is a new project. Scope items included in the PCA include painting exposed steel, replacement of broken masonry, repairing cracked mortar joints, replacement of existing down spouts, repairs to the chimney, and replacing spalled concrete.


Funding Sources	Account Number	Actuals		Project Budget	Amended Budget	Year End Estimate	Recommended Budget					
		FY 2020	FY2021	FY2022	FY2022	FY2022	FY 2023	FY 2024	FY 2025	FY 2026	FY 2027	
Transfer From CIP Fund #3095	3012-41300-101-491495	-	-	-	-	-	-	-	-	-	-	135,000
Total:		-	-	-	-	-	-	-	-	-	-	135,000
Expenditures												
Construction	3012-43790-101-540673	-	-	-	-	-	-	-	-	-	-	135,000
Total:		-	-	-	-	-	-	-	-	-	-	135,000

**Village of Oak Park
Capital Improvement Program
2023 - 2027**

Project: Fire Station 3 Mechanical, Electrical, Plumbing and Fire Protection System Repairs

Priority Code: F

Category: Building Improvements



Description:

This project involves replacement of the mechanical, electrical, plumbing and fire protection systems at the south fire station based on the deficiencies and recommended repairs in the 2017 Property Condition Assessment (PCA) of the south station.

Justification:

The 2017 Property Condition Assessment (PCA) of the south fire station identified mechanical, electrical, plumbing and fire protection systems deficiencies in need of repair/replacement/upgrades. Project design and engineering will prioritize reductions in building emissions and energy usage in alignment with the Village Climate Ready Oak Park Plan Goal: EE02 - Adopt Enhanced Building Performance Standards.


Current Status:

This is a new project as a result of the PCA completed in 2017. Specific items planned for 2025 include new roof top units (\$35,000), new hot water/boilers (\$75,000), new piping and temperature controls and return air locations (\$35,000), sealing of hose tower louvers (\$5,000) and new electrical switchgear (\$25,000). A 10% contingency and 25% for general conditions are in addition to these costs.

Funding Sources	Account Number	Actuals		Project Budget	Amended Budget	Year End Estimate	Recommended Budget				
		FY 2020	FY2021	FY2022	FY2022	FY2022	FY 2023	FY 2024	FY 2025	FY 2026	FY 2027
Transfer From CIP Fund #3095	3012-41300-101-491495	-	-	-	-	-	-	-	240,625	-	-
Total:		-	-	-	-	-	-	-	240,625	-	-
Expenditures											
Construction	3012-43790-101-540673	-	-	-	-	-	-	-	240,625	-	-
Total:		-	-	-	-	-	-	-	240,625	-	-

**Village of Oak Park
Capital Improvement Program
2023 - 2027**

Project: Fire Station 3 Restroom, Locker Room & Bunk Room Renovation Priority Code: N/A Category: Building Improvements



Description:

This project involves renovating the bunk room, restrooms and locker rooms at the south fire station. The south fire station had a locker room that needed to be divided into men's/women's locker rooms.

Justification:

The south fire station had a locker room that needed to be divided into men's/women's locker rooms as there was no women's locker room area in the station. Additionally, the restrooms had been experiencing frequent plumbing issues, and the bunk room area also did not provide space for female employees.

Current Status:

This project is underway and anticipated to be completed by the end of October 2022. Fire Department Foreign Fire Board approved to contribute \$27,000 for the environmental related work associated with this project (asbestos removal and abatement). Other 2022 projects were deferred to allow this project to proceed since the total project cost exceeded the available funds budgeted. Deferred project included Main Fire Station Bunk Room Renovations and VH Employee Lounge Ventilation. Those projects are being proposed to be completed in 2023.

Funding Sources	Account Number	Actuals		Project Budget	Amended Budget	Year End Estimate	Recommended Budget				
		FY 2020	FY2021	FY2022	FY2022	FY2022	FY 2023	FY 2024	FY 2025	FY 2026	FY 2027
Transfer From CIP Fund #3095	3012-41300-101-491495	-	-	460,000	460,000	644,067	-	-	-	-	-
Foreign Fire Fund											
Total:		-	-	460,000	460,000	644,067	-	-	-	-	-
Expenditures											
Design	3012-43790-101-540673	-	-	10,000	10,000	32,288	-	-	-	-	-
Environmental	3012-43790-101-540673					46,564					
Construction	3012-43790-101-540673	-	-	450,000	450,000	565,215	-	-	-	-	-
Total:		-	-	460,000	460,000	644,067	-	-	-	-	-

**Village of Oak Park
Capital Improvement Program
2023 - 2027**

Project: Fire Station 3 Roof Repairs

Priority Code: A

Category: Building Improvements



Description:

This project involves repairing the roof at the south fire station.

Justification:

Repairing the roof would be beneficial to the Village through improved appearance and condition of the roof and safety of building occupants. Deficiencies and recommended repairs were identified in the Property Condition Assessment (PCA) completed in 2017. Currently there are active roof leaks in the kitchen area which is disruptive to operations for staff. The roof will be evaluated during the repair for possible use for on-site solar energy in alignment with the Village Climate Ready Oak Park Plan Goal: EE01 - Enhance Building Performance Standards for on-site solar energy.

Current Status:

Proposed funds are based on an estimate submitted by a roofing company.


Funding Sources	Account Number	Actuals		Project Budget	Amended Budget	Year End Estimate	Recommended Budget				
		FY 2020	FY2021	FY2022	FY2022	FY2022	FY 2023	FY 2024	FY 2025	FY 2026	FY 2027
Transfer From CIP Fund #3095	3012-41300-101-491495	-	-	-	-	-	200,000	-	-	-	-
Total:		-	-	-	-	-	200,000	-	-	-	-
Expenditures											
Construction	3012-43790-101-540673	-	-	-	-	-	200,000	-	-	-	-
Total:		-	-	-	-	-	200,000	-	-	-	-

**Village of Oak Park
Capital Improvement Program
2023 - 2027**

Project: **Multi Modal Station Safety and Security Improvements**

Priority Code: **A**

Category: **Building Improvements**



Description:

The Multi Modal station is in need of repairs and improvements to improve the condition of the facility and make it a safe environment for its patrons. Security cameras would be installed in multiple locations in an effort to improve safety in the station and on the platforms. New doors leading to the station from the street and platforms were recently installed, but locks still need to be installed on the new doors. Security gates may also be installed to secure the station during off hours. Also, new lighting and flooring could be installed to improve the appearance of the main lobby area.

Justification:

Security improvements and new lighting would be beneficial to the Village and station users through improved safety, appearance and customer service.

Current Status:

This is a two phase project with the priority improvements proposed in 2022 and additional improvements completed in subsequent years provided under separate projects.

Funding Sources	Account Number	Actuals		Project	Amended	Year End	Recommended Budget				
		FY 2020	FY2021	Budget	Budget	Estimate	FY 2023	FY 2024	FY 2025	FY 2026	FY 2027
Transfer From CIP Fund #3095	3012-41300-101-491495	-	-	100,000	100,000	55,000	45,000	-	-	-	-
Total:		-	-	100,000	100,000	55,000	45,000	-	-	-	-
Expenditures											
Design	3012-43790-101-540673	-	-	10,000	10,000	10,000	-	-	-	-	-
Construction	3012-43790-101-540673	-	-	90,000	90,000	45,000	45,000	-	-	-	-
Total:		-	-	100,000	100,000	55,000	45,000	-	-	-	-

**Village of Oak Park
Capital Improvement Program
2023 - 2027**

Project: Transit Station Improvements

Priority Code: A

Category: Building Improvements



Description:

This project includes improvements to the Downtown Oak Park Multi Modal Station at Marion St. Work will include build out for potential tenants who will service the commuters, visitors and tourists, lobby improvements, warming station improvements, lighting improvements, mechanical system improvements, landscape improvements and improving the Clinton St. stairway exit. The project also includes facade improvements to the Multi Modal Station and the Oak Park CTA Station, primarily including Public Art.

Justification:

To improve appearance and customer service of commuters, visitors and tourists to Oak Park. This is the second phase of improvements at the Multi Modal station at Marion St. (See Multi Modal Station Safety and Security Improvements in 2022) It has been over 20 years since the station has seen any improvements. The station fare collectors office and previous coffee shop are now vacant and the Village is only using a small space for a Police Sub-station. The lighting and facilities are in poor condition and needs significant improvement. Project design and engineering will prioritize reductions in building emissions and energy usage in alignment with the Village Climate Ready Oak Park Plan Goal: EE02 - Adopt Enhanced Building Performance Standards.

Current Status:

In order to improve the conditions at the Multi Modal Station the following are estimates for future capital improvements: Tenant Space Buildout \$420,000, Lobby improvements \$350,000, Warming Station improvements, \$100,000, Lighting and Mechanical System improvements \$250,000, Platform Shelter improvements \$50,000, Clinton Ave stairway exit improvements \$50,000, landscape improvements \$25,000 plus Design/Engineering. Public Art/Facade Improvements at the Multi Modal Station and Oak Park Station is estimated at \$50,000 for design and \$250,000 for construction improvements. Estimates will be further detailed by design professionals. Design/Engineering is proposed to begin in 2023 with construction work proposed to begin in 2024 and continue in 2025.

Funding Sources	Account Number	Actuals		Project	Amended	Year End	Recommended Budget				
		FY 2020	FY2021	Budget FY2022	Budget FY2022	Estimate FY2022	FY 2023	FY 2024	FY 2025	FY 2026	FY 2027
Transfer From CIP Fund #3095	3012-41300-101-491495	-	-	150,000	150,000	-	150,000	1,090,000	500,000	-	-
Total:		-	-	150,000	150,000	-	150,000	1,090,000	500,000	-	-
Expenditures											
Design	3012-43790-101-540673	-	-	150,000	150,000	-	150,000	90,000	-	-	-
Construction	3012-43790-101-540673	-	-	-	-	-	-	1,000,000	500,000	-	-
Total:		-	-	150,000	150,000	-	150,000	1,090,000	500,000	-	-

**Village of Oak Park
Capital Improvement Program
2023 - 2027**

Project: Property Condition Assessment and Energy Benchmarking Program

Priority Code: A

Category: Building Improvements



Description:

The project includes providing professional architectural and engineering services for the property condition assessment of buildings owned and maintained by the Village.

Justification:

The purpose of the property condition assessments is to assess the general condition of specific, accessible portions of the subject facilities and develop prioritized repair and maintenance recommendations and budgets to address the issues over the next ten years. The Condition Assessment along with the Facility Energy Audit will assist staff in making identifying and prioritizing facility repairs and improvements in alignment with the Village Climate Ready Oak Park Plan Goal: EE02 - Adopt Enhanced Building Performance Standards.

Current Status:

Village Hall was completed in 2015. The south fire station was completed in 2017. The Public Works Center assessment was completed in 2018. In 2019, the remaining buildings were completed. This included the main and north fire stations, the Central Water Pumping Station and the North and South Water Pumping Stations. The intent of the project is to update the Property Condition Assessment for each facility on a five year schedule. Assessments of Village Hall, and the South Fire Stations are intended to be updated for 2023.


Funding Sources	Account Number	Actuals		Project Budget FY2022	Amended Budget FY2022	Year End Estimate FY2022	Recommended Budget				
		FY 2020	FY2021				FY 2023	FY 2024	FY 2025	FY 2026	FY 2027
Transfer From CIP Fund #3095	3012-41300-101-491495	-	-	-	-	-	25,000	-	25,000	-	25,000
Total:		-	-	-	-	-	25,000	-	25,000	-	25,000
Expenditures											
Consulting	3012-43790-101-540673	-	-	-	-	-	25,000	-	25,000	-	25,000
Total:		-	-	-	-	-	25,000	-	25,000	-	25,000

**Village of Oak Park
Capital Improvement Program
2023 - 2027**

Project: Energy Audit Project of Village Facilities

Priority Code: A

Category: Building Improvements



Description:

The project includes providing professional engineering services for facility energy audits of buildings owned and maintained by the Village. This may include energy benchmarking and modeling, greenhouse gas calculations, and designs for weatherization, energy efficiency, fuel switching from natural gas units to electricity-powered units, and onsite renewable energy.

Justification:

A facility energy audit is a process and inspection survey to understand the energy use of the building and to identify opportunities to improve energy efficiency. The energy analysis will identify and provide the savings and cost analysis of all practical measures along with a discussion of any changes to operation and maintenance procedures. It will also provide a listing of potential capital-intensive improvements with a judgment of potential costs and savings. This project along with the current and updated Building Condition Assessments will assist staff in making decisions on repairs and improvements to village facilities in alignment with multiple the Village Climate Ready Oak Park Plan Goals including: EE02 - Adopt Enhanced Building Performance Standards, EN01 - Perform Annual Energy Benchmarking, and EN03 - Transition Buildings to electric Units.

Current Status:

This is a new project. The intent is to complete the Energy Audit of all buildings owned and maintained by the Village in early 2023.

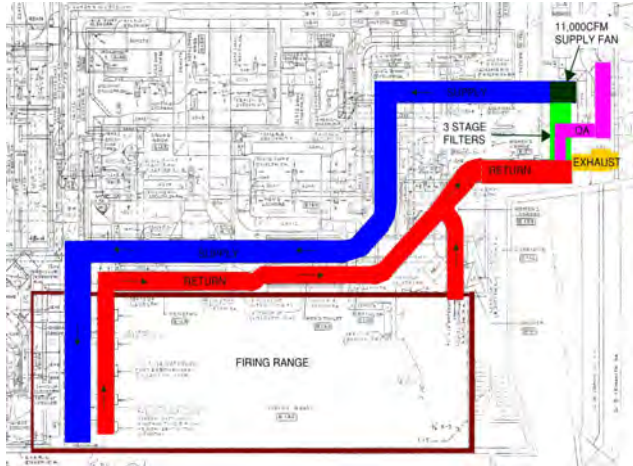
Funding Sources	Account Number	Actuals		Project	Amended	Year End	Recommended Budget				
		FY 2020	FY2021	Budget	Budget	Estimate	FY 2023	FY 2024	FY 2025	FY 2026	FY 2027
Transfer From CIP Fund #3095	3012-41300-101-491495	-	-	-	-	-	80,000	-	-	-	-
Total:		-	-	-	-	-	80,000	-	-	-	-
Expenditures											
Consulting	3012-43790-101-540673	-	-	-	-	-	80,000	-	-	-	-
Total:		-	-	-	-	-	80,000	-	-	-	-

**Village of Oak Park
Capital Improvement Program
2023 - 2027**

Project: Police Department - Firing Range Ventilation System Upgrades

Priority Code: N/A

Category: Building Improvements



Description:

This project involves the design and installation of an upgraded ventilation system for the Police Dept. firing range in the lower level of Village Hall.

Justification:

The Police Department's firing range had been out of service since 2014 due to insufficient ventilation equipment. It is now fully operational and usable again with adequate ventilation and lighting. The range is needed for the purpose of certifying Police officers and is a critical part of PD operations.

Current Status:

Construction of a new ventilation system began in late October of 2020. The project is expected to be completed and closed out by the end of summer 2022.

Funding Sources	Account Number	Actuals		Project Budget FY2022	Amended Budget FY2022	Year End Estimate FY2022	Recommended Budget				
		FY 2020	FY2021				FY 2023	FY 2024	FY 2025	FY 2026	FY 2027
Transfer From CIP Fund #3095	3012-41300-101-491495	261,827	35,500	-	-	36,654	-	-	-	-	-
Total:		261,827	35,500	-	-	36,654	-	-	-	-	-
Expenditures											
Design	3012-43790-101-540673	30,500	11,000	-	-	-	-	-	-	-	-
Construction	3012-43790-101-540673	261,827	25,000	-	-	36,654	-	-	-	-	-
Total:		292,327	36,000	-	-	36,654	-	-	-	-	-

**Village of Oak Park
Capital Improvement Program
2023 - 2027**

Project: Police Department - Existing Police Station Repairs

Priority Code: A

Category: Building Improvements



Description:

This project involves the repair of various Police Station building systems that were identified in the Police Department Space Needs Analysis.

Justification:

The Village enlisted the architectural services of FGM Architects to complete the Police Department Space Needs Analysis. The work was completed in November 2019. As part of the analysis, the Police Departments building current condition was evaluated. Specific issues reviewed included accessibility, building code compliance, mechanical system operations, plumbing, electrical and structural systems. The items to be addressed were prioritized as "Urgent" (repaired within a 1-2 year period), "Required" (repaired within a 2-4 year period) and "Recommended" (items to be addressed in a 4-10 year period if found to be pertinent to the Village's plans for the existing facility). Project design and engineering will prioritize reductions in building emissions and energy usage in alignment with the Village Climate Ready Oak Park Plan Goal: EE02 - Adopt Enhanced Building Performance Standards.

Current Status:

The items identified as "Urgent" (2023) and "Required" (2024) are shown in project summary below. Costs have been adjusted from the 2019 report based on recent inflation conditions. Costs also include an approximate 15% design fee. "Recommended" repairs are shown in 2025.




Funding Sources	Account Number	Actuals		Project Budget	Amended Budget	Year End Estimate	Recommended Budget				
		FY 2020	FY2021	FY2022	FY2022	FY2022	FY 2023	FY 2024	FY 2025	FY 2026	FY 2027
Transfer From CIP Fund #3095	3012-41300-101-491495	-	-	-	-	-	160,000	7,950,000	4,260,000	-	-
Total:		-	-	-	-	-	160,000	7,950,000	4,260,000	-	-
Expenditures											
Design	3012-43790-101-540673	-	-	-	-	-	25,000	1,050,000	560,000	-	-
Construction	3012-43790-101-540673	-	-	-	-	-	135,000	6,900,000	3,700,000	-	-
Total:		-	-	-	-	-	160,000	7,950,000	4,260,000	-	-

**Village of Oak Park
Capital Improvement Program
2023 - 2027**

Project: Police Department - Construction of a Replacement Station

Priority Code: A

Category: Building Improvements



Description:

This project involves the construction of a replacement Police Station. Work will include completion of a Needs Assessment and site selection phase, schematic design, design development, preparation of construction documents and construction. The project also involves upgrading the ventilation system in the firing range. Work also includes installation of an air purification system due to COVID-19.

Justification:

The Police Station is currently located in the lower level of Village Hall. This operation has been located in Village Hall since its construction in the mid 1970's. The facility is over crowded, inefficient and obsolete. Project design and engineering will prioritize reducing building emissions and energy usage in alignment with the Village Climate Ready Oak Park Plan Goal: EE02 - Adopt Enhanced Building Performance Standards.

Current Status:

A space needs assessment was completed in 2019. The estimated expenditures below do not include land acquisition or environmental remediation costs, if necessary. The preferred option includes relocating the Police to a replacement facility on the same site as the current Police Station which would include renovating a portion of the existing space. On 2/18/20 the Village Board approved FGM Architects to proceed with Schematic Design services at a cost of \$350,000. Design Development (\$500,000), Construction Document preparation (\$1,000,000) is proposed for 2024. Work was delayed due to the COVID-19 pandemic. Bidding /Construction Mgmt. (\$125,000) is proposed in 2023. Work could start in 2023 after a fall 2022 bidding and be completed in 2024. In response to COVID-19, design of an air purification system in the Police Department and all three Fire Stations began in 2020. All equipment was installed and the project was completed in 2021.


Funding Sources	Account Number	Actuals		Project	Amended	Year End	Recommended Budget				
		FY 2020	FY2021	Budget	Budget	Estimate	FY 2023	FY 2024	FY 2025	FY 2026	FY 2027
Grant for Safety Improvements	3012.43790.101.431400	-	-	-	-	-	-	-	-	-	-
Transfer From CIP Fund #3095	3012-41300-101-491495	12,015	-	322,600	322,600	100,000	750,000	25,000,000	24,000,000	-	-
Total:		12,015	-	322,600	322,600	100,000	750,000	25,000,000	24,000,000	-	-
Expenditures											
Design	3012-43790-101-540673	12,015	-	322,600	322,600	100,000	750,000	1,000,000	-	-	-
Furnishings, equipment, communications systems	3012-43790-101-540673	-	-	-	-	-	-	500,000	500,000	-	-
Utilities, environmental, material testing, commissioning, etc.	3012-43790-101-540673	-	-	-	-	-	-	500,000	500,000	-	-
Renovation of existing station	3012-43790-101-540673	-	-	-	-	-	-	3,000,000	3,000,000	-	-
Construction	3012-43790-101-540673	-	-	-	-	-	-	20,000,000	20,000,000	-	-
Total:		12,015	-	322,600	322,600	100,000	750,000	25,000,000	24,000,000	-	-

**Village of Oak Park
Capital Improvement Program
2023 - 2027**

Project: Public Works Center Air Supply for Lower Level Shops

Priority Code: F

Category: Building Improvements



Description:

This project involves the installation of additional air supply pipes and hoses in the lower level shop areas. This project would also include relocating the existing back-up air compressor in the Fleet shop to a new location and adding new air lines.

Justification:

Original plans for the new Public Works Center included air supply lines in the lower level shops. This feature was eliminated from the scope of work due to budget restrictions. The existing air compressor inside the Fleet shop would not require replacement as there is sufficient capacity to add air supply lines to the lower level shops which would assist staff in creating a more efficient operation.

Current Status:

This is a new project. There are currently no air supply lines in the lower level shops.

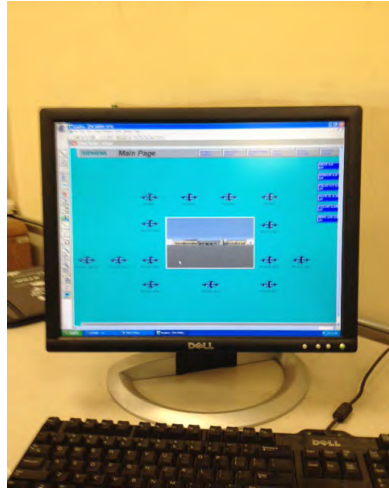
Funding Sources	Account Number	Actuals		Project	Amended	Year End	Recommended Budget				
		FY 2020	FY2021	Budget FY2022	Budget FY2022	Estimate FY2022	FY 2023	FY 2024	FY 2025	FY 2026	FY 2027
Transfer From CIP Fund #3095	3012-41300-101-491495	-	-	-	-	-	-	-	35,000	-	-
Total:		-	-	-	-	-	-	-	35,000	-	-
Expenditures											
Construction	3012-43790-101-540673	-	-	-	-	-	-	-	35,000	-	-
Total:		-	-	-	-	-	-	-	35,000	-	-

**Village of Oak Park
Capital Improvement Program
2023 - 2027**

Project: **PWC - Building Automation System (BAS) Work**

Priority Code: **B**

Category: **Building Improvements**



Description:

This project involved upgrades to the existing Building Automation System (BAS) for the Heating Ventilation and Air Conditioning (HVAC) system at the Public Works Center. Work in 2023 would include replacement of five control panels.

Justification:

The software system was original from initial construction (2007) and was no longer supported by the vendor. There are five control panels located throughout the building that are original to the building. These control panels contain circuit boards and relay switches that communicate with the BAS. They are in need of replacement as communication failures are occurring more frequently. This project is in alignment with the Village Climate Ready Oak Park Plan Goal: EE02 - Adopt Enhanced Building Performance Standards.

Current Status:

SIEMENS completed installation of the new BAS in July of 2019. Updated control panels (5) located in various locations throughout the building will be needed in 2023. SIEMENS has submitted a cost proposal to replace the five panels.

Funding Sources	Account Number	Actuals		Project	Amended	Year End	Recommended Budget				
		FY 2020	FY2021	Budget FY2022	Budget FY2022	Estimate FY2022	FY 2023	FY 2024	FY 2025	FY 2026	FY 2027
Transfer From CIP Fund #3095	3012-41300-101-491495	-	-	-	-	-	90,000	-	-	-	-
Total:		-	-	-	-	-	90,000	-	-	-	-
Expenditures											
Construction	3012-43790-101-540673	-	-	-	-	-	90,000	-	-	-	-
Total:		-	-	-	-	-	90,000	-	-	-	-

**Village of Oak Park
Capital Improvement Program
2023 - 2027**

Project: **Public Works Center Alternative Fuel Upgrades**

Priority Code: **F**

Category: **Building Improvements**



Description:

This project involves installation of a DC Fast Charger at the Public Works Center

Justification:

A DC Fast Charger will simplify transition from internal combustion engine vehicles to EVs. 24 hour a day emergency operations will not allow enough time to recharge an EV with a standard Level 2 charger. This project is in alignment with the Village Climate Ready Oak Park Plan Goal: EE01 - Adopt Enhanced Building Performance and Electrification for EV Charging.

Current Status:

The DC Fast Charger is a new project. The Village is actively looking for grant funding to offset the budgetary impacts.

The current CNG dispenser is obsolete and no longer functional. The CNG infrastructure is from 1999. Repairs/upgrades to the station and upliftment of vehicles is cost prohibitive at this time. If CNG conversions becomes more cost effective in the future, repairs and reactivation will be revisited. The dispensers are non functional and there is no parts availability.

Funding Sources	Account Number	Actuals		Project	Amended	Year End	Recommended Budget				
		FY 2020	FY2021	Budget FY2022	Budget FY2022	Estimate FY2022	FY 2023	FY 2024	FY 2025	FY 2026	FY 2027
Transfer From CIP Fund #3095	3012-41300-101-491495	-	-	-	-	-	-	-	300,000	-	-
Total:		-	-	-	-	-	-	-	300,000	-	-
Expenditures											
Construction	3012-43790-101-540673	-	-	-	-	-	-	-	300,000	-	-
Total:		-	-	-	-	-	-	-	300,000	-	-

**Village of Oak Park
Capital Improvement Program
2023 - 2027**

Project: **Public Works Center Emergency Power Panel Upgrade**

Priority Code: **F**

Category: **Building Improvements**



Description:

The Public Works Center (PWC) stationary emergency generator provides power to an emergency electrical panel that powers certain circuits for life safety related devices in the building. There is sufficient capacity on the panel to install additional circuits.

Justification:

To improve safety and provide emergency back-up power to various areas throughout the PWC in case of a power outage. Also, additional circuits are planned to provide sufficient capacity for future electric vehicles. This project is in alignment with the Village Climate Ready Oak Park Plan Goal: EE01 - Adopt Enhanced Building Performance and Electrification for EV Charging.

Current Status:

The existing emergency generator is working but provides minimal back-up power.



Funding Sources	Account Number	Actuals		Project	Amended	Year End	Recommended Budget				
		FY 2020	FY2021	Budget FY2022	Budget FY2022	Estimate FY2022	FY 2023	FY 2024	FY 2025	FY 2026	FY 2027
Transfer From CIP Fund #3095	3012-41300-101-491495	-	-	-	-	-	-	25,000	-	-	-
Total:		-	-	-	-	-	-	25,000	-	-	-
Expenditures											
Design	3012-43790-101-540673	-	-	-	-	-	-	-	-	-	-
Construction	3012-43790-101-540673	-	-	-	-	-	-	25,000	-	-	-
Total:		-	-	-	-	-	-	25,000	-	-	-

**Village of Oak Park
Capital Improvement Program
2023 - 2027**

Project: PWC - Exterior Wood and Coping Stone Repair

Priority Code: F

Category: Building Improvements



Description:

This project involves repairing exterior wood laminate and coping stones at the Public Works Center.

Justification:

The existing exterior wood laminate and coping stones along the roof edges are worn due to weather and would be in need of repair in 2024.

Current Status:

This is a new project.

Funding Sources	Account Number	Actuals		Project	Amended	Year End	Recommended Budget				
		FY 2020	FY2021	Budget FY2022	Budget FY2022	Estimate FY2022	FY 2023	FY 2024	FY 2025	FY 2026	FY 2027
Transfer From CIP Fund #3095	3012-41300-101-491495	-	-	-	-	-	-	65,000	-	-	-
Total:		-	-	-	-	-	-	65,000	-	-	-
Expenditures											
Construction	3012-43790-101-540673	-	-	-	-	-	-	65,000	-	-	-
Total:		-	-	-	-	-	-	65,000	-	-	-

**Village of Oak Park
Capital Improvement Program
2023 - 2027**

Project: Public Works Center Floor Sealing

Priority Code: F

Category: Building Improvements



Description:

This project involves installing a traffic coating membrane in select areas on the first floor of the Public Works Center (PWC) vehicle storage area.

Justification:

This project is necessary to prevent leaking into the lower level of the PWC from operations taking place on the first floor and to improve the longevity and structural integrity of the PWC.

Current Status:

This project is a continuation of the previous two phases of work which occurred in 2014 and 2015. This future planned work would cover the remaining areas on the first level of the PWC that were not included in the first two phases (east end of first level), as well as re-sealing some areas that were already sealed years ago (the wash bay floor area once the drains are replaced). This work could potentially be done in conjunction with the PWC Structural Assessment work planned for 2024 and subsequent years.

Funding Sources	Account Number	Actuals		Project Budget	Amended Budget	Year End Estimate	Recommended Budget				
		FY 2020	FY2021	FY2022	FY2022	FY2022	FY 2023	FY 2024	FY 2025	FY 2026	FY 2027
Transfer From CIP Fund #3095	3012-41300-101-491495	-	-	-	-	-	-	50,000	100,000	-	-
Total:		-	-	-	-	-	-	50,000	100,000	-	-
Expenditures											
Construction	3012-43790-101-540673	-	-	-	-	-	-	50,000	100,000	-	-
Total:		-	-	-	-	-	-	50,000	100,000	-	-

**Village of Oak Park
Capital Improvement Program
2023 - 2027**

Project: Public Works Center Green Roof Upgrades

Priority Code: F

Category: Building Improvements



Description:

This project involves installing new drainage tiles for the existing green roof and installation of a new built green roof section for demonstration purposes.

Justification:

The current green roof system at the Public Works Center (PWC) is healthy but it is not growing at the expected rate. New drainage tiles installed under the existing green roof trays would help improve water and air flow and promote a more healthy and abundant green roof. If money allows, a small section of "built" green roof could be installed to show residents and other tour groups another option for green roof installation. This project is in alignment with the Village Climate Ready Oak Park Plan Goal: NNO3 - Enhance Campus Green Infrastructure.

Current Status:

The existing green roof has been under a maintenance contract since 2016. The condition is improving, but the correct contractor feels some of the issues associated with the condition and quality of the existing roof are related to the roof trays sitting on the building roof without a drainage underlayment. Systems installed today would not be installed without this underlayment.

Funding Sources	Account Number	Actuals		Project	Amended	Year End	Recommended Budget				
		FY 2020	FY2021	Budget FY2022	Budget FY2022	Estimate FY2022	FY 2023	FY 2024	FY 2025	FY 2026	FY 2027
Transfer From CIP Fund #3095	3012-41300-101-491495	-	-	-	-	-	-	30,000	-	-	-
Total:		-	-	-	-	-	-	30,000	-	-	-
Expenditures											
Design	3012-43790-101-540673	-	-	-	-	-	-	-	-	-	-
Construction	3012-43790-101-540673	-	-	-	-	-	-	30,000	-	-	-
Total:		-	-	-	-	-	-	30,000	-	-	-

**Village of Oak Park
Capital Improvement Program
2023 - 2027**

Project: Public Works Center HVAC Air and Fan Motor Balancing

Priority Code: A

Category: Building Improvements



Description:

This project involves conducting a vibration analysis, balancing and air flow test of all Heating Ventilation and Air Conditioning (HVAC) fan motors in all of the air handling units at the Public Works Center (PWC).

Justification:

There are sixteen large fan motors throughout the building that need to be maintained and serviced periodically. The existing fan units are working properly but have not all been balanced since the PWC opened in 2007. A vibration analysis and balancing of the fan motors is needed in order to prevent mechanical failure. Additionally, an air-balancing test is needed for AHU1 to ensure proper air flow and sufficient air volumes and exchange rates. This project is in alignment with the Village Climate Ready Oak Park Plan Goal: EE02 - Adopt Enhanced Building Performance Standards.

Current Status:

Funds proposed for the 2023 budget would be for fan motor balancing and any repairs required due to the balancing analysis. This would be a recurring program approximately every four years.

Funding Sources	Account Number	Actuals		Project	Amended	Year End	Recommended Budget				
		FY 2020	FY2021	Budget FY2022	Budget FY2022	Estimate FY2022	FY 2023	FY 2024	FY 2025	FY 2026	FY 2027
Transfer From CIP Fund #3095	3012-41300-101-491495	-	-	-	-	-	30,000	-	-	-	35,000
Total:		-	-	-	-	-	-	-	-	-	35,000
Expenditures											
Construction	3012-43790-101-540673	-	-	-	-	-	30,000	-	-	-	35,000
Total:		-	-	-	-	-	30,000	-	-	-	35,000

**Village of Oak Park
Capital Improvement Program
2023 - 2027**

Project: **Public Works Center LED Lighting Upgrades**

Priority Code: **B**

Category: **Building Improvements**



Description:

This project involves replacing existing light fixtures on the entire 2nd floor, as well as in the Fleet offices spaces, the lower level shop office areas and the fuel station with new energy efficient LED lighting.

Justification:

The existing light fixtures are original to the building and could easily be replaced with new LED light fixtures that are more energy-efficient, brighter and longer-lasting. This project is in alignment with the Village Climate Ready Oak Park Plan Goal: EE02 - Adopt Enhanced Building Performance Standards.

Current Status:

This is a new project. Potential grant funding (through ComEd incentive programs), or Sustainability Program funds could be used to offset some of the cost. A proposal was submitted in early 2022 which identified all costs (Village cost and incentives) broken out by building area: lower level vehicle/equipment storage area - approximately \$25,000; offices and main building entrance area - approximately \$15,000; first floor level vehicle/equipment storage area, fuel station and Fleet offices - approximately \$15,000. \$5,000 is also being proposed for contingency for a total recommended budget of \$60,000.00.



Funding Sources	Account Number	Actuals		Project Budget	Amended Budget	Year End Estimate	Recommended Budget				
		FY 2020	FY2021				FY 2022	FY 2023	FY 2024	FY 2025	FY 2026
Transfer From CIP Fund #3095	3012-41300-101-491495	-	-	-	-	-	-	60,000	-	-	-
Total:		-	-	-	-	-	-	60,000	-	-	-
Expenditures											
Construction	3012-43790-101-540673	-	-	-	-	-	-	60,000	-	-	-
Total:		-	-	-	-	-	-	60,000	-	-	-

**Village of Oak Park
Capital Improvement Program
2023 - 2027**

Project: **Public Works Center Locker Room Upgrades**

Priority Code: **C**

Category: **Building Improvements**



Description:

This project involves replacing the existing lockers in the men's and women's locker room at the Public Works Center (PWC) with new, larger, sloped lockers, as well as installation of new washer and dryers and men's showers.

Justification:

When the new PWC was completed in 2007, the PW Dept. elected not to purchase new lockers for the men's and women's locker room. Instead, the existing lockers were removed from the previous Public Works building and reused in the new PWC. Many of the lockers are in poor condition and are in need of replacement. The showers are also original to the building and are in need of upgrades. New clothes washer and electric dryer are also being proposed as part of this project.

Current Status:

This is a new project. The PW Dept. will seek to purchase similarly-sized, sloped-style lockers as what was installed in the Police Dept. locker room in 2015. There are 65 lockers in the men's locker room and 5 lockers in the women's locker room. Based on pricing received for the south fire station renovation project done in 2022, estimated cost for each locker would be approximately \$1,000.00 (\$70,000 total plus labor to install). The remaining balance being proposed would be for the shower renovation and new washer and electric dryer.


Funding Sources	Account Number	Actuals		Project	Amended	Year End	Recommended Budget				
		FY 2020	FY2021	Budget FY2022	Budget FY2022	Estimate FY2022	FY 2023	FY 2024	FY 2025	FY 2026	FY 2027
Transfer From CIP Fund #3095	3012-41300-101-491495	-	-	-	-	-	100,000	-	-	-	-
Total:		-	-	-	-	-	100,000	-	-	-	-
Expenditures											
Construction	3012-43790-101-540673	-	-	-	-	-	100,000	-	-	-	-
Total:		-	-	-	-	-	100,000	-	-	-	-

**Village of Oak Park
Capital Improvement Program
2023 - 2027**

Project: PWC - Mechanical, Electrical, Plumbing and Fire Protection System Repairs

Priority Code: F

Category: Building Improvements



Description:

This project involves repairs and upgrades to mechanical, electrical and plumbing systems at the Public Works Center (PWC) over a three-year period. A more detailed description of suggested repairs is identified in the Property Condition Assessment (PCA) that was completed at the PWC in 2018. Also included would be repairs to the fire protection systems.

Justification:

The PCA identified various deficiencies and repair recommendations for the MEP systems at the PWC.

Current Status:

This is a new project. Specific scope items were identified in the 2018 PCA and include new wall-mounted electric unit heaters, new air compressors, new exhaust fans, replacement of drains and piping, and fire protection system pipe and head replacement. The upgrades would take place over a three-year period.


Funding Sources	Account Number	Actuals		Project Budget	Amended Budget	Year End Estimate	Recommended Budget				
		FY 2020	FY2021	FY2022	FY2022	FY2022	FY 2023	FY 2024	FY 2025	FY 2026	FY 2027
Transfer From CIP Fund #3095	3012-41300-101-491495	-	-	-	-	-	-	-	125,000	65,000	175,000
Total:		-	-	-	-	-	-	-	125,000	65,000	175,000
Expenditures											
Construction	3012-43790-101-540673	-	-	-	-	-	-	-	125,000	65,000	175,000
Total:		-	-	-	-	-	-	-	125,000	65,000	175,000

**Village of Oak Park
Capital Improvement Program
2023 - 2027**

Project: **PWC - New Exterior and Overhead Doors**

Priority Code: **A**

Category: **Building Improvements**



Description:

This project would involve replacing existing existing metal exterior doors as well as existing overhead (OH) doors at the Public Works Center as needed.

Justification:

There are three exterior OH doors at the PWC that are the main points of ingress/egress to the building for vehicles and equipment. The existing OH doors in the Fleet Shop, of which there are four, are original to the building. Installation of new high-speed exterior OH doors was completed in 2014 and 2015, and installation of a new high-speed door on the north end of the Fleet Shop in 2019. This effort was very beneficial to the PW Dept. and the users they service (Fire Dept., Police Dept., PW Dept. and PDOP) through increased productivity and response time. In 2023, four existing metal exterior doors would be replaced due to deterioration, and in subsequent years, additional metal exterior and OH doors would be replaced on an as-needed basis.

Current Status:

This is an ongoing project.

Funding Sources	Account Number	Actuals		Project	Amended	Year End	Recommended Budget				
		FY 2020	FY2021	Budget	Budget	Estimate	FY 2023	FY 2024	FY 2025	FY 2026	FY 2027
Transfer From CIP Fund #3095	3012-41300-101-491495	13,943	-	-	-	-	30,000	35,000	-	-	50,000
Total:		13,943	-	-	-	-	30,000	35,000	-	-	50,000
Expenditures											
Construction	3012-43790-101-540673	13,943	-	-	-	-	30,000	35,000	-	-	50,000
Total:		13,943	-	-	-	-	30,000	35,000	-	-	50,000

**Village of Oak Park
Capital Improvement Program
2023 - 2027**

Project: PWC - New Office Furniture

Priority Code: C

Category: Building Improvements



Description:

This project involves purchasing and installing new office furniture at the Public Works Center.

Justification:

The existing office furniture at the PWC is original to the building from 2007, and some of the furniture was salvage and reused from the previous Public Works Center before 2004. The existing furniture is nearing the end of its useful service life. New furniture would improve appearance and functionality and bolster morale for PW Administrative staff.

Current Status:

This is a new and ongoing project. An interior design architect would be utilized as part of this project.




Funding Sources	Account Number	Actuals		Project	Amended	Year End	Recommended Budget				
		FY 2020	FY 2021	Budget FY2022	Budget FY2022	Estimate FY2022	FY 2023	FY 2024	FY 2025	FY 2026	FY 2027
Transfer From CIP Fund #3095	3012-41300-101-491495	-	-	-	-	-	25,000	10,000	10,000	10,000	10,000
Total:		-	-	-	-	-	25,000	10,000	10,000	10,000	10,000
Expenditures											
Design	3012-43790-101-540673	-	-	-	-	-	-	-	-	-	-
Construction	3012-43790-101-540673	-	-	-	-	-	25,000	10,000	10,000	10,000	10,000
Total:		-	-	-	-	-	25,000	10,000	10,000	10,000	10,000

**Village of Oak Park
Capital Improvement Program
2023 - 2027**

Project: Public Works Center Painting

Priority Code: F

Category: Building Improvements



Description:

This project involves painting various areas throughout the PWC that were never painted during the original construction as well as re-painting areas that are in need of new paint. This would be recurring work every three to five years.

Justification:

Various areas throughout the PWC were never painted when the building was completed due to budgetary restrictions. Some areas that have been painted require new paint.

Current Status:

This is an ongoing project.


Funding Sources	Account Number	Actuals		Project	Amended	Year End	Recommended Budget				
		FY 2020	FY2021	Budget FY2022	Budget FY2022	Estimate FY2022	FY 2023	FY 2024	FY 2025	FY 2026	FY 2027
Transfer From CIP Fund #3095	3012-41300-101-491495	-	-	-	-	-	-	25,000	-	-	25,000
Total:		-	-	-	-	-	-	25,000	-	-	25,000
Expenditures											
Construction	3012-43790-101-540673	-	-	-	-	-	-	25,000	-	-	25,000
Total:		-	-	-	-	-	-	25,000	-	-	25,000

**Village of Oak Park
Capital Improvement Program
2023 - 2027**

Project: Public Works Center Rain Garden

Priority Code: N/A

Category: Building Improvements



Existing Conditions



Description:

This project consists of a "Demonstration Rain Garden" project in the rear property of the Public Works Center

Justification:

The rear property of the Public Works Center, on the south side of the building adjacent to the residences, has been a challenge to establish a good turf area. This area has a drainage structure which continues to hold water. As part of the Village's efforts in promoting private property storm water management, this project would provide a good example of the rain garden method.

Current Status:

The Village received grant funding through the Metropolitan Water Reclamation District of Greater Chicago Green Infrastructure Project Partnership Program in the amount of \$20,000. Construction of the rain garden was completed in the summer of 2021.


Funding Sources	Account Number	Actuals		Project	Amended	Year End	Recommended Budget				
		FY 2020	FY2021	Budget	Budget	Estimate	FY 2023	FY 2024	FY 2025	FY 2026	FY 2027
Main Capital Fund Revenues	Various	11,893	1,396	-	-	-	-	-	-	-	-
Transfer From CIP Fund #3095	3012-41300-101-491495	-	53,291	-	-	-	-	-	-	-	-
MWRD Grant Revenue	3012.00000.000.115141	-	-	-	-	20,000	-	-	-	-	-
Total:		11,893	54,687	-	-	20,000	-	-	-	-	-
Expenditures											
Engineering	3095-43780-101-530667	11,893	1,396	-	-	-	-	-	-	-	-
Construction	3012-43790-101-540673	-	53,291	-	-	-	-	-	-	-	-
Total:		11,893	54,687	-	-	-	-	-	-	-	-

Village of Oak Park
 Capital Improvement Program
 2023 - 2027


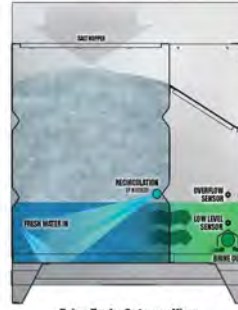
Project: Public Works Center Salt Brine Maker

Priority Code: A

Category: Building Improvements



**Brine Xtreme
 ADVANTAGE**
 Shown with Integrated Pro controls



Description:

This project consists of installing a new salt brine maker and accessory equipment at the Public Works Center to supplement current snow and ice control operations.

Justification:

This equipment is used to produce a salt brine solution that is allied to the roadways in advance of a winter weather event or during an event in addition to rock salt. The use of salt brine at the onset and during a snow event help prevent snow and ice from bonding to the pavement and decreases the amount of rock salt needed. The upfront cost of installation and operation is recovered overtime in the reduced amount of rock salt and chemicals purchases and delivered needed. The use of salt brine in place of or in addition to the standard use of rock salt can have a meaningful impact on the environment and is fiscally responsible as the cost on in-house production is significantly cheaper than purchase and delivery from a vendor. This project aligns with the Village Climate Ready Oak Park Plan Goal: DW05 - Minimize Salt Use.

Current Status:

Snow mitigation is currently handled with plowing, rock salt and calcium chloride. Rock salt and Calcium Chloride are both purchased and delivered by an outside vendor.

Funding Sources	Account Number	Actuals		Project	Amended	Year End	Recommended Budget				
		FY 2020	FY 2021	Budget FY2022	Budget FY2022	Estimate FY2022	FY 2023	FY 2024	FY 2025	FY 2026	FY 2027
Transfer From CIP Fund #3095	3012-41300-101-491495	-	-	-	-	-	175,000	-	-	-	-
Total:		-	-	-	-	-	175,000	-	-	-	-

Expenditures



Construction	3012-43790-101-540673	-	-	-	-	-	175,000	-	-	-	-
Total:		-	-	-	-	-	175,000	-	-	-	-

**Village of Oak Park
Capital Improvement Program
2023 - 2027**

Project: Public Works Center Structural Assessment

Priority Code: F

Category: Building Improvements



Description:

This project involves conducting an assessment of the structural integrity of the Public Works Center by a qualified structural engineering firm.

Justification:

The Public Works Center was built in 2007. In 2024 the building will be 17 years old and would be due for an assessment of current conditions of concrete and steel structural elements. This should be a regular occurring project. Funds for repairs needed based on assessment would be budgeted in subsequent years.

Current Status:

While this is a new project there was an assessment completed previously and repairs made accordingly. This work would coincide with the PWC floor sealing effort proposed for 2024 and 2025.

Funding Sources:	Account Number	Actuals		Project	Amended	Year End	Recommended Budget				
		FY 2020	FY2021	Budget FY2022	Budget FY2022	Estimate FY2022	FY 2023	FY 2024	FY 2025	FY 2026	FY 2027
Transfer From CIP Fund #3095	3012-41300-101-491495	-	-	-	-	-	-	25,000	25,000	100,000	-
Total:		-	-	-	-	-	-	25,000	25,000	100,000	-
Expenditures											
Consulting	3095-43780-101-530667	-	-	-	-	-	-	25,000	-	-	-
Design		-	-	-	-	-	-	-	25,000	-	-
Construction	3012-43790-101-540673	-	-	-	-	-	-	-	-	100,000	-
Total:		-	-	-	-	-	-	25,000	25,000	100,000	-

**Village of Oak Park
Capital Improvement Program
2023 - 2027**

Project: Public Works Fleet Truck Ramp Lift for Fleet Shop

Priority Code: N/A

Category: Building Improvements



Description:

This project involves the installation of a larger truck lift and relocating the current truck lift. This will create another bay capable of lifting cars and mid sized trucks and provide staff with a truck ramp lift better suited to lifting our modern trucks (garbage truck, ambulance, grapple truck, etc.).

Justification:

The original truck ramp lift was sufficient for the trucks and ambulances. Newer ambulances are one ton heavier and three feet longer than previous models, overtaking the current lift's capacity. Proposed lift capacity is 30,000 lbs.: 15,000 lbs. front/15,000 lbs. rear.

Current Status:

The current truck ramp lift capacity is 18,000 lbs.: 9,000 lbs. front/9,000 lbs. rear. New ambulances typically weigh 18,000 lbs.: 7,000 lbs. front/13,660 lbs. rear. Work was delayed due to the COVID-19 pandemic. The new lift has been received and is planned to be installed and operational by the end of June 2022.

Funding Sources	Account Number	Actuals		Project	Amended	Year End	Recommended Budget				
		FY 2020	FY 2021	Budget FY2022	Budget FY2022	Estimate FY2022	FY 2023	FY 2024	FY 2025	FY 2026	FY 2027
Transfer From CIP Fund #3095	3012-41300-101-491495	-	-	47,000	47,000	43,448	-	-	-	-	-
Total:		-	-	47,000	47,000	43,448	-	-	-	-	-

Expenditures

Construction	3012-43790-101-540673	-	-	47,000	47,000	43,448	-	-	-	-	-
Total:		-	-	47,000	47,000	43,448	-	-	-	-	-

**Village of Oak Park
Capital Improvement Program
2023 - 2027**

Project: PWC - UST Monitoring System

Priority Code: F

Category: Building Improvements



Description:

This project involved upgrading the existing obsolete underground storage tank (UST) leak monitoring system at the Public Works Center. Additional work is planned to upgrade the current system and replace current dispensers.

Justification:

The previous system was original from initial construction (2007). The system did not meet the standards of the current Fire Marshall inspectors. The new system is working properly but can be upgraded by installing new dispensers.

Current Status:

This is an ongoing project.

Funding Sources	Account Number	Actuals		Project	Amended	Year End	Recommended Budget					
		FY 2020	FY2021	Budget FY2022	Budget FY2022	Estimate FY2022	FY 2023	FY 2024	FY 2025	FY 2026	FY 2027	
Transfer From CIP Fund #3095	3012-41300-101-491495	-	-	-	-	-	-	50,000	-	-	-	-
Total:		-	-	-	-	-	-	50,000	-	-	-	-

Expenditures

Construction	3012-43790-101-540673	-	-	-	-	-	-	50,000	-	-	-	-
Total:		-	-	-	-	-	-	50,000	-	-	-	-

**Village of Oak Park
Capital Improvement Program
2023 - 2027**

Project: Public Works Center Utility Piping Replacements

Priority Code: B

Category: Building Improvements



Description:

This project involves replacing electrical conduit and plumbing pipes at the Public Works Center that have been damaged by exposure to salt.

Justification:

Salt corrosion has damaged various electrical conduit and plumbing pipes in the lower level of the PWC. The Property Condition Assessment (PCA) that was completed at the Public Works Center in 2018 identified specific items in need of immediate repair at the east end of the lower level. Only some of those items have been addressed. Additional items still need to be placed.

Current Status:

This is a new and ongoing project. It could potentially be combined with the PWC wash bay drain replacement project in 2023.



Funding Sources	Account Number	Actuals		Project Budget	Amended Budget	Year End Estimate	Recommended Budget				
		FY 2020	FY2021	FY2022	FY2022	FY2022	FY 2023	FY 2024	FY 2025	FY 2026	FY 2027
Transfer From CIP Fund #3095	3012-41300-101-491495	-	-	-	-	-	25,000	-	25,000	-	25,000
Total:		-	-	-	-	-	25,000	-	25,000	-	25,000
Expenditures											
Construction	3012-43790-101-540673	-	-	-	-	-	25,000	-	25,000	-	25,000
Total:		-	-	-	-	-	25,000	-	25,000	-	25,000

**Village of Oak Park
Capital Improvement Program
2023 - 2027**

Project: Public Works Center Wash Bay Floor Drain Upgrades

Priority Code: A

Category: Building Improvements



Description:

This project involves improving the Public Works Center wash bay floor drains.

Justification:

The current floor drain system in the Public Works Center wash bay is not sufficient in size and capacity to properly drain the wash bay floor. The wash bay is used on a daily basis and the floor drains frequently become clogged with debris. Also, water often leaks into the occupied space (Water & Sewer Supervisor's office) beneath the wash bay in the lower level when the wash bay floor gets flooded.

Current Status:

A new traffic coating membrane was installed on the wash bay floor in 2017 which has mitigated the water leaks below the floor. However, the drains continue to back up often. Work was planned for 2021 but was delayed due to COVID-19. Work planned for 2022 would include engineering work for design (\$19,500). Work planned for 2023 would include installation of new drainage system, as well as new piping and concrete. Estimated costs for design work in 2022 are \$17,000. The balance (\$2,500) would be carried over into 2023 for additional engineering support during construction (for reviewing submittals, answering RFIs, and two site visits).

Funding Sources	Account Number	Actuals		Project Budget	Amended Budget	Year End Estimate	Recommended Budget				
		FY 2020	FY2021	FY2022	FY2022	FY2022	FY 2023	FY 2024	FY 2025	FY 2026	FY 2027
Transfer From CIP Fund #3095	3012-41300-101-491495	-	-	20,000	20,000	17,000	175,000	-	-	-	-
Total:		-	-	20,000	20,000	17,000	175,000	-	-	-	-

Expenditures

Design	3012-43790-101-540673	-	-	20,000	20,000	17,000	2,500	-	-	-	-
Construction	3012-43790-101-540673	-	-	-	-	-	172,500	-	-	-	-
Total:		-	-	20,000	20,000	17,000	175,000	-	-	-	-

**Village of Oak Park
Capital Improvement Program
2023 - 2027**

Project: Public Works Center White Roof Repair

Priority Code: F

Category: Building Improvements



Description:

This project involves repairing various sections of the reflective white roof at the Public Works Center.

Justification:

The white reflective roof will be seventeen years old in 2024 and will be in need of some substantial repairs. The Property Condition Assessment (PCA) of the Public Works Center completed in 2018 identified specific items in need of repair.

Current Status:

This is new project. An analysis (infrared roof scan) was completed in the spring of 2018 and a small area damaged by moisture was identified. This area was repaired in the summer of 2018, and the rest of the white roof area was professionally cleaned. Work planned for 2024 would include replacement of roof drain hardware, primer and top coat application, installation of galvanized steel counterflashing and power washing.

Funding Sources	Account Number	Actuals		Project	Amended	Year End	Recommended Budget				
		FY 2020	FY2021	Budget FY2022	Budget FY2022	Estimate FY2022	FY 2023	FY 2024	FY 2025	FY 2026	FY 2027
Transfer From CIP Fund #3095	3012-41300-101-491495	-	-	-	-	-	-	325,000	-	-	-
Total:		-	-	-	-	-	-	325,000	-	-	-
Expenditures											
Design		-	-	-	-	-	-	-	-	-	-
Construction	3012-43790-101-540673	-	-	-	-	-	-	325,000	-	-	-
Total:		-	-	-	-	-	-	325,000	-	-	-

**Village of Oak Park
Capital Improvement Program
2023 - 2027**

Project: Public Works Center WiFi / Cell Service Improvements

Priority Code: A

Category: Building Improvements



Description:

This project involves conducting a propagation study for wifi / cell phone service improvements and implementation in the Public Works Center.

Justification:

WiFi and cell phone service/reception has historically been poor and sporadic in the PWC, especially in the lower level of the building. Implementing improvements to WiFi and cell phone service would greatly improve communications among staff.

Current Status:

This is new project. Assistance/involvement from the IT Dept. would be a necessary and important component of this project.


Funding Sources	Account Number	Actuals		Project Budget FY2022	Amended Budget FY2022	Year End Estimate FY2022	Recommended Budget				
		FY 2020	FY2021				FY 2023	FY 2024	FY 2025	FY 2026	FY 2027
Transfer From CIP Fund #3095	3012-41300-101-491495	-	-	-	-	-	25,000	25,000	-	-	-
Total:		-	-	-	-	-	25,000	25,000	-	-	-
Expenditures											
Consulting	3012-43790-101-540673	-	-	-	-	-	25,000	-	-	-	-
Construction	3012-43790-101-540673	-	-	-	-	-	-	25,000	-	-	-
Total:		-	-	-	-	-	25,000	25,000	-	-	-

**Village of Oak Park
Capital Improvement Program
2023 - 2027**

Project: Village Hall ADA Chair Lift

Priority Code: N/A

Category: Building Improvements



Description:

This project involved replacing the wheel chair lift, which rides along a set of rails up the stairs from the lower level to the main floor, at the main entrance of Village Hall.

Justification:

The existing lift was inoperable and antiquated. Replacement parts were very difficult to find and elevator contractors had been unwilling to provide a warranty on any repair work.

Current Status:

Staff met with the Disability Access Commission (DAC) in early 2019 and DAC members unanimously decided to replace the lift with a modern wheelchair lift. Installation of the new lift began in early 2020 and was completed in the fall of 2020.

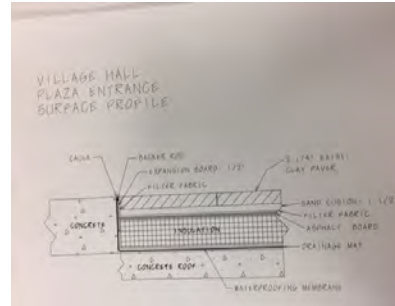
Funding Sources	Account Number	Actuals		Project Budget	Amended Budget	Year End Estimate	Recommended Budget				
		FY 2020	FY2021	FY2022	FY2022	FY2022	FY 2023	FY 2024	FY 2025	FY 2026	FY 2027
Transfer From CIP Fund #3095	3012-41300-101-491495	36,452	-	-	-	-	-	-	-	-	-
Total:		36,452	-	-	-	-	-	-	-	-	-
Expenditures											
Construction	3012.43790.101.540673	36,452	-	-	-	-	-	-	-	-	-
Total:		36,452	-	-	-	-	-	-	-	-	-

**Village of Oak Park
Capital Improvement Program
2023 - 2027**

Project: **Village Hall Courtyard Paver Brick Replacement**

Priority Code: **F**

Category: **Building Improvements**



Description:

This project involves leveling the Village Hall courtyard paver blocks on the upper level along the concrete walkways and round-ways. The project could also include adding irrigation to the three tree planters and replacing the trees.

Justification:

The pavers have begun to settle and sink in at various locations along the concrete walkways and round-ways. Also, the three existing trees are showing signs of decline. The planters are a difficult environment for trees to survive since there is no permanent irrigation system.

Current Status:

This project involves leveling the existing pavers along the concrete walkways and round-ways in the courtyard. A new irrigation system for the courtyard trees could also be part of this project but would require further investigation.

Funding Sources	Account Number	Actuals		Project	Amended	Year End	Recommended Budget					
		FY 2020	FY 2021	Budget FY2022	Budget FY2022	Estimate FY2022	FY 2023	FY 2024	FY 2025	FY 2026	FY 2027	
Transfer From CIP Fund #3095	3012-41300-101-491495	-	-	-	-	-	-	-	-	-	100,000	-
Total:		-	-	-	-	-	-	-	-	-	100,000	-
Expenditures												
Construction	3012-43790-101-540673	-	-	-	-	-	-	-	-	-	100,000	-
Total:		-	-	-	-	-	-	-	-	-	100,000	-

**Village of Oak Park
Capital Improvement Program
2023 - 2027**

Project: Village Hall Courtyard Perimeter Window Replacement

Priority Code: F

Category: Building Improvements



Description:

This project involves the replacement of the Village Hall courtyard perimeter windows on all three sides.

Justification:

The existing windows are original to the building and are single-pane glass and do not provide a high level of insulation. The zero-rated glass allows sunlight to enter the building which substantially heats up the interior and increases the load on the cooling system. Conversely, it does a poor job of insulating the interior during the winter months thereby increasing the loads on the boilers. This project is in alignment with the Village Climate Ready Oak Park Plan Goal: EE02 - Adopt Enhanced Building Performance Standards.

Current Status:

This is a new project. This work could be done in conjunction with the VH HVAC upgrades planned for 2024. Design of new HVAC equipment and mechanical systems at VH would take into account new courtyard windows thereby reducing size and cost of new HVAC systems.

Funding Sources	Account Number	Actuals		Project Budget	Amended Budget	Year End Estimate	Recommended Budget				
		FY 2020	FY 2021	FY2022	FY2022	FY2022	FY 2023	FY 2024	FY 2025	FY 2026	FY 2027
Transfer From CIP Fund #3095	3012-41300-101-491495	-	-	-	-	-	-	250,000	-	-	-
Total:		-	-	-	-	-	-	250,000	-	-	-
Expenditures											
Construction	3012-43790-101-540673	-	-	-	-	-	-	250,000	-	-	-
Total:		-	-	-	-	-	-	250,000	-	-	-

**Village of Oak Park
Capital Improvement Program
2023 - 2027**

Project: Village Hall Courtyard Wood Replacement Priority Code: F Category: Building Improvements



Description:

This project involves the replacement of the Village Hall courtyard wooden structural beams along the courtyard lower windows.

Justification:

The existing wooden beams along the edge of the Village Hall courtyard windows are deteriorated and in need of replacement. A bid was received in 2021 to replace all of the wood. This project budget was based on that bid.

Current Status:

Building Maintenance Contractor staff were able to re-secure many of the wooden beams in the Spring of 2022. By doing so, it is possible to defer this project to 2027. These funds were reallocated to cover a portion of the cost of the Public Works Center oil & water separator replacement work being done in 2022.

Funding Sources	Account Number	Actuals		Project Budget	Amended Budget	Year End Estimate	Recommended Budget				
		FY 2020	FY2021	FY2022	FY2022	FY2022	FY 2023	FY 2024	FY 2025	FY 2026	FY 2027
Transfer From CIP Fund #3095	3012-41300-101-491495	-	-	55,000	-	-	-	-	-	-	65,000
Total:		-	-	55,000	-	-	-	-	-	-	65,000
Expenditures											
Construction	3012-43790-101-540673	-	-	55,000	-	-	-	-	-	-	65,000
Total:		-	-	55,000	-	-	-	-	-	-	65,000

**Village of Oak Park
Capital Improvement Program
2023 - 2027**

Project: Village Hall Electrical Upgrades

Priority Code: B

Category: Building Improvements



Description:

Village Hall electrical circuits and panels are in need of an upgrade to mitigate power outages and prevent electrical fires.

Justification:

The existing electrical system at Village Hall is original to the building. There are various locations that have burnt wiring, power outages due to insufficient capacities in the panels and faulty breakers. Some of the wiring for the ceiling mounted light fixtures in room 101 were already replaced in 2022 due to their poor condition, and circuits in the lower level Police records area were also replaced due to frequent overloaded circuits. Other various areas on the main level experience the same conditions often. Funds in 2023 would be used to hire an electrical engineer to assess the entire building's electrical system and provide a cost estimate for upgrades in 2024. Design of a new electrical system would account for additional circuitry for future electrical vehicle charging stations. This project is in alignment with the Village Climate Ready Oak Park Plan Goal: EE01 - Adopt Enhanced Building Performance and Electrification Standards.

Current Status:

This is a new project. Work in 2022 was deferred and a portion of the funds were reallocated for other projects (Public Works Center oil & water separator repairs and asbestos removal at the south fire station).

Funding Sources	Account Number	Actuals		Project	Amended	Year End	Recommended Budget				
		FY 2020	FY2021	Budget FY2022	Budget FY2022	Estimate FY2022	FY 2023	FY 2024	FY 2025	FY 2026	FY 2027
Transfer From CIP Fund #3095	3012-41300-101-491495	-	-	25,000	-	-	25,000	250,000	-	-	-
Total:		-	-	25,000	-	-	25,000	250,000	-	-	-
Expenditures											
Design	3012-43790-101-540673			25,000	-		25,000				
Construction	3012-43790-101-540673	-	-	-	-	-	-	250,000	-	-	-
Total:		-	-	25,000	-	-	-	250,000	-	-	-

**Village of Oak Park
Capital Improvement Program
2023 - 2027**

Project: Village Hall Emergency Generator Upgrades

Priority Code: F

Category: Building Improvements



Description:

The Village Hall emergency generator would be modified to accept power cables from an external mobile power generator (such as the Public Works CAT mobile generator) thereby increasing the electrical load capacity and improving the reliability of back-up power.

Justification:

The existing generator at Village Hall does not currently have the capacity or capability to accept alternate power cables from an external source without temporarily modifying the electrical cabinet on the generator.

Current Status:

This is a new project and could be bid out together with the Public Works Center Emergency Power Panel Upgrades Project also planned for 2024. Proposed amount is based on cost for plugs and power cables previously installed at the PWC.

Funding Sources	Account Number	Actuals		Project	Amended	Year End	Recommended Budget				
		FY 2020	FY2021	Budget FY2022	Budget FY2022	Estimate FY2022	FY 2023	FY 2024	FY 2025	FY 2026	FY 2027
Transfer From CIP Fund #3095	3012-41300-101-491495	-	-	-	-	-	-	75,000	-	-	-
Total:		-	-	-	-	-	-	75,000	-	-	-
Expenditures											
Design	3012-43790-101-540673	-	-	-	-	-	-	-	-	-	-
Construction	3012-43790-101-540673	-	-	-	-	-	-	75,000	-	-	-
Total:		-	-	-	-	-	-	75,000	-	-	-

**Village of Oak Park
Capital Improvement Program
2023 - 2027**

Project: Village Hall Front Gate Replacement

Priority Code: N/A

Category: Building Improvements



Description:

This project involved replacement of the inoperable front security gate at the main entrance of Village Hall.

Justification:

The previous metal rolling security gate at the Village Hall main entrance became inoperable in late 2019. It was determined that repairs to the old gate would not be feasible both structurally and financially.

Current Status:

A new gate was installed in early 2020 and the gate is now fully functional.

Funding Sources	Account Number	Actuals		Project	Amended	Year End	Recommended Budget				
		FY 2020	FY2021	Budget	Budget	Estimate	FY 2023	FY 2024	FY 2025	FY 2026	FY 2027
Transfer From CIP Fund #3095	3012-41300-101-491495	11,980	-	-	-	-	-	-	-	-	-
Total:		11,980	-	-	-	-	-	-	-	-	-
Expenditures											
Construction	3012-43790-101-540673	11,980	-	-	-	-	-	-	-	-	-
Total:		11,980	-	-	-	-	-	-	-	-	-

**Village of Oak Park
Capital Improvement Program
2023 - 2027**

Project: **Village Hall Furniture and Workstation Replacements**

Priority Code: **C**

Category: **Building Improvements**



Before



After

Description:

This project involves replacement of old furniture and workstations at Village Hall and painting of all interior drywall. Work also includes new carpeting throughout and any miscellaneous electrical or carpentry work.

Justification:

Existing furniture and workstations have outlived their service life at Village Hall. New furniture and workstations will provide an updated, clean appearance improving the customer service experience and could bolster employee morale.

Current Status:

Phase I was completed in December of 2015. Phase II was completed in 2016 and consisted of new furniture in the Village Manager's office, Parking area and Adjudication. Also in 2016, projects included the HR Department completion, HR Conference Room, the Lobby, Conference Room 102, Finance & Development Customer Services completion and additional Public Seating. Work also included carpeting and painting those areas not completed in phase I. In 2017 and 2018, Phase III included limited new furniture, carpeting and painting on the second level, employee lounge and Central Services. Other associated work related to the furniture installation included electrical (new electric along the windows), carpentry and moving expenses. 2019 work included replacement of broken furniture and installing blinds at various locations. 2020 costs included replacements as needed (approx. \$4,131), as well as \$19,038 for glass panel installation related to COVID-19. Work in 2021 was delayed due to COVID-19. In future years, funds are proposed to replace furniture and equipment as needed.

Funding Sources	Account Number	Actuals		Project Budget	Amended Budget	Year End Estimate	Recommended Budget					
		FY 2020	FY2021				FY2022	FY2022	FY2022	FY 2023	FY 2024	FY 2025
Transfer From CIP Fund #3095	3012-41300-101-491495	23,168	-	25,000	25,000	25,000	25,000	25,000	25,000	25,000	25,000	25,000
Total:		23,168	-	25,000	25,000	25,000	25,000	25,000	25,000	25,000	25,000	25,000
Expenditures												
Construction	3012-101-43790-540673	23,168	-	25,000	25,000	25,000	25,000	25,000	25,000	25,000	25,000	25,000
Total:		23,168	-	25,000	25,000	25,000	25,000	25,000	25,000	25,000	25,000	25,000

**Village of Oak Park
Capital Improvement Program
2023 - 2027**

Project: Village Hall Interior Signage Replacement

Priority Code: F

Category: Building Improvements



Description:

This project involves replacement of all interior building signage throughout Village Hall, as well as exterior mounted signs and parking lot signage.

Justification:

New signage throughout Village Hall is needed as part of the new furniture and remodeling project that is ongoing at Village Hall. Current signage is outdated and misplaced. New signage would improve way-finding for all Village Hall users. This project aligns with the Village commitment to accessibility.

Current Status:

This is a new project. Public Works staff would work with VMO Communications staff on the bidding process and installation process. This would be part of the Village-wide way-finding contract.

Funding Sources	Account Number	Actuals		Project	Amended	Year End	Recommended Budget				
		FY 2020	FY2021	Budget FY2022	Budget FY2022	Estimate FY2022	FY 2023	FY 2024	FY 2025	FY 2026	FY 2027
Transfer From CIP Fund #3095	3012-41300-101-491495	1,384	-	-	-	-	-	25,000	-	-	-
Total:		1,384	-	-	-	-	-	25,000	-	-	-
Expenditures											
Construction	3012-101-43790-540673	1,384	-	-	-	-	-	25,000	-	-	-
Total:		1,384	-	-	-	-	-	25,000	-	-	-

**Village of Oak Park
Capital Improvement Program
2023 - 2027**

Project: Village Hall Masonry Repairs

Priority Code: F

Category: Building Improvements



Description:
This project involves repairs to the exterior masonry of Village Hall.

Justification:
The Property Condition Assessment (PCA) of VH completed in 2015 identified various areas of the exterior masonry that are in need of repair. The last time any masonry repair work was done on the Council Chambers and other exterior areas of VH was 2008. Conditions have deteriorated since then and repairs need to be done to prevent moisture infiltration and damage.

Current Status:
This is a new project.

Funding Sources	Account Number	Actuals		Project Budget	Amended Budget	Year End Estimate	Recommended Budget				
		FY 2020	FY2021	FY2022	FY2022	FY2022	FY 2023	FY 2024	FY 2025	FY 2026	FY 2027
Transfer From CIP Fund #3095	3012-41300-101-491495	-	-	-	-	-	-	525,000	-	-	-
Net Annual Total:		-	-	-	-	-	-	525,000	-	-	-
Expenditures											
Construction	3012-43790-101-540673	-	-	-	-	-	-	525,000	-	-	-
Total:		-	-	-	-	-	-	525,000	-	-	-

**Village of Oak Park
Capital Improvement Program
2023 - 2027**

Project: Village Hall Mechanical, Electrical, Plumbing and Fire Protection System Repairs Priority Code: F Category: Building Improvements



Description:

This project involves repairing the Mechanical, Electrical, Plumbing and Fire Protection systems (MEP) at Village Hall based on the deficiencies and recommended repairs in the 2015 Property Condition Assessment (PCA) of Village Hall. Some scope items include repairing damaged electrical conduit and circuitry, EXIT sign updates, distribution panel updates, plumbing fixture replacement, fire sprinkler installation and valve replacement. Other items, such as water piping replacement and HVAC and pneumatic upgrades, are listed under separate project worksheets.

Justification:

The Property Condition Assessment (PCA) of Village Hall identified various components of the fire protection system and MEP systems that are in need of repair as well as other projects that could be scheduled for later years.

Current Status:

This is a new project based on the items identified in the PCA. The scope of work for 2024 would involve mostly repairs and upgrades to the fire protection systems, including installation of visual notification appliances (strobes) in conference and meeting rooms, removal of non-sprinkler related wires and other attachments to sprinkler piping in the basement north records room, addition of identification signs for the sprinkler systems, and installation of automatic sprinklers throughout the building to improve the overall life safety for occupants in the building. Work in 202 and 2026 would involve repairs to electrical circuits, replacement of water pumps and replacement of emergency generator batteries.

Funding Sources	Account Number	Actuals		Project	Amended	Year End	Recommended Budget				
		FY 2020	FY2021	Budget FY2022	Budget FY2022	Estimate FY2022	FY 2023	FY 2024	FY 2025	FY 2026	FY 2027
Transfer From CIP Fund #3095	3012-41300-101-491495	-	-	-	-	-	-	-	70,000	70,000	230,000
Total:		-	-	-	-	-	-	-	70,000	70,000	230,000
Expenditures											
Construction	3012-101-43790-540673	-	-	-	-	-	-	-	70,000	70,000	230,000
Total:		-	-	-	-	-	-	-	70,000	70,000	230,000

**Village of Oak Park
Capital Improvement Program
2023 - 2027**

Project: Village Hall New Entranceway

Priority Code: A

Category: Building Improvements



Description:

This project involves replacing the main entranceway glass doors and revolving door and all associated hardware and electronics.

Justification:

To improve the appearance of the entranceway and improve the reliability of the doors, ADA related components and door operators. Proposed concepts for consideration will include options that reduce energy use and emissions in line with the Village Climate Ready Oak Park Plan Goal: EE02 - Adopt Enhanced Building Performance Standards.

Current Status:

The existing framework at the main entrance is in very poor condition. Work in 2022 would involve retaining a design firm to provide and present design options for the entrance to staff and the Village Board. Design concepts will include an in-kind replacement as well as new and improved concepts with construction cost estimates. Based on the determination, engineering and construction of the entranceway will occur in 2023.


Funding Sources	Account Number	Actuals		Project	Amended	Year End	Recommended Budget				
		FY 2020	FY2021	Budget FY2022	Budget FY2022	Estimate FY2022	FY 2023	FY 2024	FY 2025	FY 2026	FY 2027
Transfer From CIP Fund	3012-41300-101-491495	-	-	25,000	25,000	25,000	-	425,000	-	-	-
Total:		-	-	25,000	25,000	25,000	-	425,000	-	-	-
Expenditures											
Design	3012-43790-101-540673	-	-	25,000	25,000	25,000	-	75,000	-	-	-
Construction	3012-43790-101-540673	-	-	-	-	-	-	350,000	-	-	-
Total:		-	-	25,000	25,000	25,000	-	425,000	-	-	-

**Village of Oak Park
Capital Improvement Program
2023 - 2027**

Project: Village Hall Pneumatic Control Replacement and AHU Upgrades

Priority Code: B

Category: Building Improvements



Description:

This project involves the replacement of the pneumatic control system for the entire building including thermostats, damper controls and digital Building Automation System (BAS) upgrades. This project also involves the replacement of various air handling unit components to update the system with modern and sustainable equipment and technology. The scope of work would include new supply and exhaust fan motors, VAV (variable air volume) boxes, new dampers and damper controls and digital integration into the existing BAS.

Justification:

The main air compressor for the pneumatic system has reached the end of its useful service life. With the recent installation of the new chillers, boilers and BAS at Village Hall, it is now possible to upgrade the pneumatic controls to digital controls which would be more accurate and efficient and allow for greater temperature controllability by occupants utilizing digital thermostats in all zones. All of the air handling units at Village Hall are original to the building. This project aligns with the Village's sustainability and Climate Action Plan goals.

Current Status:

A mechanical engineering firm would be retained in 2022 to provide the design of the upgraded system as well as a detailed construction cost estimate and this work would be bid out and completed in 2023. The existing air handling units are original to the building and new fan motors, valves, coils, dampers, etc. could be upgraded to provide higher system efficiency and increased equipment longevity. Some new digital controls have already been installed in supply fans 1 and 2 in 2016.

Funding Sources	Account Number	Actuals		Project	Amended	Year End	Recommended Budget				
		FY 2020	FY2021	Budget FY2022	Budget FY2022	Estimate FY2022	FY 2023	FY 2024	FY 2025	FY 2026	FY 2027
Transfer From CIP Fund #3095	3012-41300-101-491495	-	-	50,000	50,000	50,000	-	500,000	-	-	-
Total:		-	-	50,000	50,000	50,000	-	500,000	-	-	-
Expenditures											
Design	3012-101-43790-540673	-	-	50,000	50,000	50,000	-	-	-	-	-
Construction	3012-101-43790-540673	-	-	-	-	-	-	500,000	-	-	-
Total:		-	-	50,000	50,000	50,000	-	500,000	-	-	-

**Village of Oak Park
Capital Improvement Program
2023 - 2027**

Project:

Village Hall Roof Repairs

Priority Code:

N/A

Category:

Building Improvements



Description:

This project involves continued repairs to the Village Hall roof.

Justification:

The existing roof system is original to the building and there are various locations that leak when it rains. A bid was received in 2021 for repairs. Additional bids would be received in early 2022.

Current Status:

Some repairs were completed in 2017 and 2021, and additional repairs were made in 2022 which included replacement of deteriorated wood members, installation of copper patches, removal and replacement of sealants and counterflashing, and repairs to split solder seams.

Funding Sources	Account Number	Actuals		Project	Amended	Year End	Recommended Budget				
		FY 2020	FY2021	Budget FY2022	Budget FY2022	Estimate FY2022	FY 2023	FY 2024	FY 2025	FY 2026	FY 2027
Transfer From CIP Fund #3095	3012-41300-101-491495			25,000	25,000	24,750	-	-	-	-	-
Total:		-	-	25,000	25,000	24,750	-	-	-	-	-
Expenditures											
Construction	3012-43790-101-540673			25,000	25,000	24,750	-	-	-	-	-
Total:		-	-	25,000	25,000	24,750	-	-	-	-	-

**Village of Oak Park
Capital Improvement Program
2023 - 2027**

Project:

Village Hall Ventilation Improvements Employee Lounge Priority Code: **A** Category: **Building Improvements**



Description:

This project involves installing new ventilation equipment in the Village Hall employee lounge men's and women's restrooms.

Justification:

The men's and women's restrooms in the Village Hall employee lounge currently do not have any exhaust/ventilation. Installing a new ventilation system would improve conditions inside both restrooms.

Current Status:

This is a new project. FY 2022 funds were reallocated to cover a portion of the cost of the South Fire Station Renovations Project being done in 2022. New funds are being proposed for 2023 to allow the VH employee lounge ventilation project to take place.

Funding Sources	Account Number	Actuals		Project	Amended	Year End	Recommended Budget				
		FY 2020	FY2021	Budget FY2022	Budget FY2022	Estimate FY2022	FY 2023	FY 2024	FY 2025	FY 2026	FY 2027
Transfer From CIP Fund #3095	3012-41300-101-491495			32,500	-	-	35,000	-	-	-	-
Total:		-	-	32,500	-	-	35,000	-	-	-	-
Expenditures											
Design	3012-43790-101-540673			7,500	-	-	10,000				
Construction	3012-43790-101-540673			25,000	-	-	25,000				
Total:		-	-	32,500	-	-	35,000	-	-	-	-

**Village of Oak Park
Capital Improvement Program
2023 - 2027**

Project: Village Hall Water Pipe Replacement

Priority Code: F

Category: Building Improvements



Description:

This project involves the replacement of the domestic water supply lines at various locations throughout the interior of Village Hall.

Justification:

The domestic water supply lines are original to the building and are in need of replacement. There are numerous locations throughout the building where pipes have broken and have been repaired. Broken water pipes cause damage to ceilings and ceiling tiles as well as light fixtures and other electrical components.

Current Status:

This is a new project. All water supply lines are currently functioning properly.

Funding Sources	Account Number	Actuals		Project	Amended	Year End	Recommended Budget					
		FY 2020	FY2021	Budget FY2022	Budget FY2022	Estimate FY2022	FY 2023	FY 2024	FY 2025	FY 2026	FY 2027	
Transfer From CIP Fund #3095	3012-41300-101-491495	-	-	-	-	-	-	-	-	-	-	125,000
Total:		-	-	-	-	-	-	-	-	-	-	125,000
Expenditures												
Construction	3012-43790-101-540673	-	-	-	-	-	-	-	-	-	-	125,000
Total:		-	-	-	-	-	-	-	-	-	-	125,000

**Village of Oak Park
Capital Improvement Program
2023 - 2027**

Project:

Village Hall West Fan Room Sump Pump Replacement

Priority Code:

F

Category:

Building Improvements



Description:

This project involves the replacement of the Village Hall sump pump in the west mechanical room in the lower level of Village Hall.

Justification:

The existing pumps are reaching the end of their useful service lives. Currently there is no alarm system integrated with the pumps to alert staff of high water levels. Recently, the sump pump switch was stuck and would not turn on the pumps resulting in a flooded cooling tower pump pit. The cooling tower pumps are brand new and it is imperative that protection and alarming is built in with the new sump pumps and sump pit to prevent the cooling tower pump pit from ever flooding.

Current Status:

The sump pumps are currently functioning properly. Float switches were replaced in 2016 and have extended the life of the motors for a few additional years.

Funding Sources	Account Number	Actuals		Project	Amended	Year End	Recommended Budget					
		FY 2020	FY2021	Budget FY2022	Budget FY2022	Estimate FY2022	FY 2023	FY 2024	FY 2025	FY 2026	FY 2027	
Transfer From CIP Fund #3095	3012-41300-101-491495	-	-	-	-	-	-	-	-	-	50,000	-
Total:		-	-	-	-	-	-	-	-	-	50,000	-
Expenditures												
Construction	3012-43790-101-540673	-	-	-	-	-	-	-	-	-	50,000	-
Total:		-	-	-	-	-	-	-	-	-	50,000	-

**Village of Oak Park
Capital Improvement Program
2023 - 2027**

Project: Oak Park River Forest Museum Priority Code: F Category: Building Improvements



Description:

Since 2013, the Oak Park River Forest Museum has leased the Village owned property at 129 Lake St. which is adjacent to the Village's Central Pumping Station. The Museum pays a monthly maintenance fee to the Village to be used for future major capital building repairs, such as roof replacement or foundation repairs. This items provides a place holder for future capital repairs.

Justification:

The building which the Museum occupies was built in 1898 to serve as Cicero Fire House No. 2. The Historical Society of Oak Park & River Forest operates the facility and completely rehabilitated the space and opened its new Museum in 2017. The lease provides that monthly maintenance fees received from the Museum will be used for future major capital building repairs. The lease also provides that the Historical Society and the Village will be jointly responsible on a 50/50 basis for the repairs.

Current Status:

At this time there are no major capital building repairs identified so this is a placeholder for future repairs.

Funding Sources	Account Number	Actuals		Project Budget FY2022	Amended Budget FY2022	Year End Estimate FY2022	Recommended Budget					
		FY 2020	FY2021				FY 2023	FY 2024	FY 2025	FY 2026	FY 2027	
Transfer From CIP Fund #3095	3012-41300-101-491495	-	-	-	-	-	-	-	-	-	25,000	-
Total:		-	-	-	-	-	-	-	-	-	25,000	-
Expenditures												
Construction	3012-43790-101-540673	-	-	-	-	-	-	-	-	-	25,000	-
Total:		-	-	-	-	-	-	-	-	-	25,000	-

FLEET REPLACEMENT FUND #3032

Fund Summary

The Fleet Replacement Fund tracks expenses related to vehicle purchases for Village departments outside of one of the Village’s Enterprise funds (Water/Sewer, Parking and Environmental Services). In recent years, purchases have shifted toward leases instead of outright purchases in order to maximize purchasing power while leveraging historically low interest rates.

The Fleet Division within the Department of Public Works reviews vehicle needs with relevant departments and determines when equipment needs to be replaced based on an analysis of cost effectiveness of maintenance.

Although the current focus is on the actual infrastructure improvements it is not possible to have a valid conversation about the fund’s ability to pay for the costs of projects without also discussing the other expenses of the fund.

Below is a revenue and expense table that illustrates the overall fund finances. However, the operation portion, everything beyond the capital costs, is currently under review and will come before the Finance Committee and Village Board as a part of the operation budget recommendation.

The Fleet Services Division continues to search for fiscally responsible ways of expanding the Green Fleet with equipment that provide the required features for each Village department, while also using less fuel and help clean the environment. The Village “Green Fleet” consists of 2 Compressed Natural Gas pickup trucks, 18 Hybrid vehicles, 6 electric cars and all 68 of the diesel vehicles run on B20 biodiesel fuel. This equals 45% of the fleet using alternate fuels.

The Village owns and maintains 211 vehicles and equipment which are dedicated to each department as follows:

- Village Hall vehicles includes Development Customer Services, Health Department and Pool cars: 14 total: 12 sedans, 1 SUV and 1 van
- Police: 75 total: 41 marked squads and 22 unmarked squads. The remaining vehicles consist of CSO vehicles, segways and generators
- Parking Enforcement: 5 total
- Fire: 18 total: 3 Pumpers, 1 ladder truck, 4 ambulances, 1 command vehicle, 1 pickup truck, 7 admin/inspector vehicles and 1 ATV
- Public Works: 68 total: 12 admin/pool vehicles, 3 vans, 9 pickup trucks, 4 aerial trucks, 14 large trucks, 3 front end loaders, 5 small trucks, 1 garbage truck, 1 street sweeper, 1 tow truck and 15 various equipment and trailers
- Parking Fund vehicles: 5 total: 3 vans, 1 pickup truck and 1 small SUV
- Water & Sewer Fund vehicles: 25 total: 5 large trucks, 3 small trucks, 2 backhoe/loaders, 3 pickup trucks, 2 generators, 2 sedans, 4 vans and 4 various equipment and trailers
- Environmental Services Fund: 1 pickup truck

	2020	2021	2022	Amended 2022	2022	2023
	<u>Actual</u>	<u>Actual</u>	<u>Budget</u>	<u>Budgeted</u>	<u>Y/E Estimate</u>	<u>Budget</u>
Interfund Transfer- Federal RICO	70,876	266,460	-	-	-	-
Interfund Transfer CIP	320,000	200,000	1,450,000	1,450,000	1,450,000	2,300,000
Capital Lease Proceeds - Vehicles	-	244,720	-	-	-	-
Total Revenue	<u>390,876</u>	<u>711,180</u>	<u>1,450,000</u>	<u>1,450,000</u>	<u>1,450,000</u>	<u>2,300,000</u>
Capital Outlay	978,054	792,097	1,271,000	1,271,000	730,700	2,642,841
Bank Installment Loan Payments	94,858	94,858	146,516	146,516	146,516	146,514
Total Expenditures	<u>1,072,912</u>	<u>886,955</u>	<u>1,417,516</u>	<u>1,417,516</u>	<u>877,216</u>	<u>2,789,355</u>
Net Surplus (Deficit)	<u>(682,036)</u>	<u>(175,775)</u>	<u>32,484</u>	<u>32,484</u>	<u>572,784</u>	<u>(489,355)</u>
Beginning Audited Fund Balance 1/1/22					84,955	
2022 Projected Surplus (Deficit)					<u>572,784</u>	
Ending Projected Fund Balance 12/31/22					<u>657,739</u>	
Estimated Fund Balance 1/1/23						657,739
2023 Budgeted Surplus (Deficit)						<u>(489,355)</u>
Ending Estimated Fund Balance 12/31/23						<u>168,384</u>

**Village of Oak Park
Fleet Replacement Fund Summary
2023 - 2027**

Fleet Replacement Fund (3032)		Fund	Dept	Prgm	Account	Priority Code	Actuals		Budget	Amended Budget	Year End Estimate	Recommended Budget				
Project	Additional Description						FY 2020	FY 2021	FY 2022	FY 2022	FY 2022	FY 2023	FY 2024	FY 2025	FY 2026	FY 2027
Administration Vehicles	Base - Admin	3032	43900	101	570750	B	35,644	-	49,000	49,000	49,000	108,000	108,000	114,000	76,000	115,000
Fire Vehicles	Fire	3032	43900	851	570750	A	696,000	283,999	350,000	350,000	-	1,220,000	1,022,000	500,000	156,000	1,179,000
Parking Enforcement Vehicles	Parking Enforcement	3032	43900	856	570750	B	27,213	22,950	34,000	34,000	31,000	36,000	-	-	38,000	40,000
Police Vehicles	Police	3032	43900	857	570750	A	68,980	266,460	384,000	384,000	384,000	382,000	435,000	482,000	599,000	368,000
Public Works Vehicles	Public Works	3032	43900	858	570750	A	116,657	(16,850)	454,000	454,000	266,700	896,841	762,000	808,000	755,000	821,000
Subtotal							944,494	556,559	1,271,000	1,271,000	730,700	2,642,841	2,327,000	1,904,000	1,624,000	2,523,000

Priority Scale
A= Essential and Immediate Need
B= Essential, but may be delayed
C= Optional but beneficial to the Village through increased productivity, safety, etc.
D= Optional but beneficial to the Village in social, cultural or aesthetic ways
F= Future project, no 2023 expenditures
N/A= Project complete, no 2023 or future expenditures

**Village of Oak Park
Fleet Replacement Fund
2023 - 2027**

Project: Administration Vehicle Replacement

Priority Code: B

Category: Machinery and Equipment



Description:
Vehicles used by inspectors and pool usage for the day to day operations of the Village Admin. staff.

Justification:
New Hybrids have an 8 year warranty on the batteries, making trade in or sale before that time most beneficial for best return on the secondary market. Replacement units will all be Hybrids or Electrics if available. Staff will evaluate the feasibility and opportunity to transition to full electric vehicles for every purchase. Staff will present the Board with the possible option and cost in alignment with the Village Climate Ready Oak Park Plan Goal: TS01 - Reduce Vehicle Emissions.

Current Status:
Replacement Schedule:
2023 - Three Admin. cars (\$36,000 each)
2024 - Three Admin. cars (\$36,000 each)
2025 - Three Admin. cars (\$38,000 each)
2026 - Two Admin. cars (\$38,000 each)
2027 - One Admin. car (\$40,000), One Health Command Van (\$75,000)

Funding Sources	Account Number	Actuals		Budget	Amended Budget	Year End Estimate	Recommended Project Budget				
		FY2020	FY2021	FY 2022	FY 2022	FY 2022	FY 2023	FY 2024	FY 2025	FY 2026	FY 2027
Interfund Transfer CIP #3095	3032.41300.101.491495	35,644	-	49,000	49,000	49,000	108,000	108,000	114,000	76,000	115,000
Disposal Proceeds	3032.43900.101.570750			-	-	-	-	-	-	-	-
Total:		35,644	-	49,000	49,000	49,000	108,000	108,000	114,000	76,000	115,000
NONE											
Expenditures											
Vehicles	3032.43900.101.570750	35,644	-	49,000	49,000	49,000	108,000	108,000	114,000	76,000	115,000
Total:		35,644	-	49,000	49,000	49,000	108,000	108,000	114,000	76,000	115,000

**Village of Oak Park
Fleet Replacement Fund
2023 - 2027**

Project: Fire Vehicle Replacement

Priority Code: A

Category: Machinery and Equipment



Description:
Replacement of Fire Department vehicles.

Justification:
The vehicles proposed for replacement have reached the end of their expected useful life. Newer year vehicles will offer modern technology and better fuel efficiency. In addition, it will supply the Fire Department with the most dependable, efficient and up-to-date emergency response equipment to better serve the residents of Oak Park. The Fire Department is increasing the ambulance fleet to 3 in service when staffing allows and 1 in reserve to handle the increase in calls in recent years. The majority of Fire calls are EMS related. Staff will evaluate the feasibility and opportunity to transition to full electric vehicles for every purchase. Staff will present the Board with the possible option and cost in alignment with the Village Climate Ready Oak Park Plan Goal: TS01 - Reduce Vehicle Emissions.

Current Status:
Replacement Schedule:
2023 - 2010 Fire Engine Pumper (\$900,000) Order in 2022 receive in 2023. Note: Ambulance ordered in 2022 with expected 2023 delivery. Cost was \$289,374 budgeting for possible surcharges up to 10% due to increased costs of manufacturing and transport. (\$320,000)
2024 - 2010 Fire Engine Pumper (\$950,000) Order in 2023 receive in 2024, Two 2017 Fusion Hybrid inspector's cars (\$36,000 each)
2025 - 2014 Ambulance (\$500,000)
2026 - 2016 2016 Explorer (\$52,000), 2014 Expedition SUV (\$52,000), 2014 Dodge Charger (\$52,000)
2027 - 2006 Pick-up (\$75,000), Two 2016 Explorer SUV (\$52,000 each), 2014 Ladder Truck (\$1,000,000)

Funding Sources	Account Number	Actuals		Budget		Amended Year End					
		FY2020	FY2021	FY 2022	Budget	Estimate	Recommended Project Budget				
		FY2020	FY2021	FY 2022	FY 2022	FY 2022	FY 2023	FY 2024	FY 2025	FY 2026	FY 2027
Interfund Transfer CIP #3095	3032.41300.101.491495	696,000	284,000	350,000	350,000	-	1,220,000	1,022,000	500,000	156,000	1,179,000
Disposal Proceeds	3032.43900.851.570750	-	-	-	-	-	-	-	-	-	-
Total:		696,000	284,000	350,000	350,000	-	1,220,000	1,022,000	500,000	156,000	1,179,000
Expenditures											
Vehicle Purchase	3032.43900.851.570750	696,000	283,999	350,000	350,000	-	1,220,000	1,022,000	500,000	156,000	1,179,000
Total:		696,000	283,999	350,000	350,000	-	1,220,000	1,022,000	500,000	156,000	1,179,000

**Village of Oak Park
Fleet Replacement Fund
2023 - 2027**

Project: Parking Enforcement Vehicle Replacement

Priority Code: B

Category: Machinery and Equipment



Description:
Replacement of Parking Enforcement vehicles.

Justification:
Vehicles are operated mostly 24/7. The constant stop and go is very wearing on the vehicles. Regular replacement will keep repair costs down and PEOs on the street. Replacement is recommended at 8 years and before 100,000 miles. License Plate Readers (LPR's) have been added to several units increasing usage. Replacement units will all be Hybrids or Electrics if available. Staff will evaluate the feasibility and opportunity to transition to full electric vehicles for every purchase. Staff will present the Board with the possible option and cost in alignment with the Village Climate Ready Oak Park Plan Goal: TS01 - Reduce Vehicle Emissions.

Current Status:
Replacement Schedule:
2023 - 2016 Ford Escape (\$36,000)
2024 - None
2025 - None
2026 - 2018 Ford Escape (\$38,000)
2027 - 2020 Ford Escape (\$40,000)

Funding Sources	Account Number	Actuals		Budget		Amended	Year End	Recommended Project Budget			
		FY2020	FY2021	FY 2022	Budget	Budget	Estimate	FY 2023	FY 2024	FY 2025	FY 2026
Interfund Transfer CIP #3095	3032.41300.101.491495	27,213	34,000	34,000	34,000	31,000	36,000	-	-	38,000	40,000
Disposal proceeds	3032.43900.856.570750	-	11,050	-	-	-	-	-	-	-	-
Total:		27,213	22,950	34,000	34,000	31,000	36,000	-	-	38,000	40,000
Expenditures											
Vehicles	3032.43900.856.570750	27,213	22,950	34,000	34,000	31,000	36,000	-	-	38,000	40,000
Total:		27,213	22,950	34,000	34,000	31,000	36,000	-	-	38,000	40,000

**Village of Oak Park
Fleet Replacement Fund
2023 - 2027**

Project: Police Vehicle Replacement

Priority Code: A

Category: Machinery and Equipment



Description:

Replacement of Police Department vehicles.

Justification:

Police cars may run 24/7. Age, mileage and wear and tear take their toll on these vehicles. Newer vehicles almost exclusively require just maintenance which is more controllable, whereas older vehicles require maintenance as well as repairs, which are not as controllable, or inexpensive. Newer vehicles will be more fuel efficient and have warranties, as well as more modern safety features for our officers. The recommended replacement schedule is four years for the frontline Patrol and 10 years on the unmarked units. We are exploring lifecycles of Hybrid Patrol vehicles at 5 years increasing our ROI with fuel savings. Some Patrol units are repurposed as Resident Beat Officer or Community Resource Officer vehicles which are not as demanding, allowing the replacement time to be eight to 10 years in those positions. The replacements are more reliant upon time and condition as opposed to mileage as these vehicles only traverse a 4.5 square mile area, but run almost constantly. Staff will evaluate the feasibility and opportunity to transition to full electric vehicles for every purchase. Staff will present the Board with the possible option and cost in alignment with the Village Climate Ready Oak Park Plan Goal: TS01 - Reduce Vehicle Emissions.

Current Status:

Replacement Schedule:
 2023 - Six Marked (\$49,000 each) & Two Unmarked (\$44,000 each) Squad car replacements.
 2024 - Six Marked (\$50,000 each) & Three Unmarked (\$45,000 each) Squad car replacements,
 2025 - Six Marked (\$50,000 each) & Two Unmarked (\$45,000 each) Squad car replacements, One CSO vehicle (\$38,000), One Cargo Van (\$54,000)
 2026 - Seven Marked (\$52,000 each) & Five Unmarked (\$47,000 each) Squad car replacements.
 2027 - Six Marked (\$52,000 each) Squad car replacements, One Cargo Van (\$56,000)

Funding Sources	Account Number	Actuals		Budget	Amended Budget	Year End Estimate	Recommended Project Budget					
		FY2020	FY2021	FY 2022	FY 2022	FY 2022	FY 2023	FY 2024	FY 2025	FY 2026	FY 2027	
Interfund Transfer Federal RICO #2024	2024.42480.101.591832	74,180	266,460	-	-	-	-	-	-	-	-	-
Interfund Transfer CIP #3095	3032.41300.101.491495	-	-	384,000	384,000	384,000	382,000	435,000	482,000	599,000	368,000	-
Disposal proceeds	3032.43900.857.570750	5,200	19,224	-	-	-	-	-	-	-	-	-
Total:		68,980	247,236	384,000	384,000	384,000	382,000	435,000	482,000	599,000	368,000	-
Expenditures												
Vehicles	3032.43900.857.570750	68,980	266,460	384,000	384,000	384,000	382,000	435,000	482,000	599,000	368,000	-
Total:		68,980	266,460	384,000	384,000	384,000	382,000	435,000	482,000	599,000	368,000	-

**Village of Oak Park
Fleet Replacement Fund
2023 - 2027**

Project: Public Works Vehicle Replacement

Priority Code: A

Category: Machinery and Equipment



Description: Replacement or rebuilding of Public Works Department vehicles. This category does not include Public Works vehicles assigned to the Water & Sewer Division or Environmental Services Division.

Justification: Equipment and vehicles that are past their cost effective lives and have exceeded the evaluation criteria for retention are a financial burden on the Village of Oak Park. The Department is proposing to rebuild vehicles, where cost effective, and wear has not been detrimental to the chassis or engine. As more services are being brought in house equipment will be used more than in the past. Newer equipment will help keep downtime to a minimum. Staff will evaluate the feasibility and opportunity to transition to full electric vehicles for every purchase. Staff will present the Board with the possible option and cost in alignment with the Village Climate Ready Oak Park Plan Goal: TS01 - Reduce Vehicle Emissions.

Current Status: Replacement Schedule:
2023 - 2000&2015 Two Admin vehicles (\$36,000 each), 2005 P/U w/plow (\$52,000), 1998&2000 Two One ton trucks w/plows (\$150,000 each), 2005 Sidewalk tractor (\$170,000), 2001 Large Dump truck rebuild w/plow (\$180,000), 2004 Street Sweeper. Note: Bucket truck ordered in 2022 with expected 2023 delivery. Cost was \$111,674 budgeting for possible surcharges up to 10% due to increased costs of manufacturing and transport. (\$122,841)
2024 - 2016&2017 Three Admin vehicles (\$36,000 each), 2008 P/U w/plow (\$54,000), NEW: Snow melter trailer (\$100,000 from PW \$100,000 from Parking Services), Three Updated spreader boxes for tandem axle trucks (\$45,000 each), 2002 Asphalt truck (\$275,000), 2005 Small loader (\$90,000), 2004 Street Sweeper
2025 - 2017 Admin vehicle (\$38,000), 2005 Single axle dump truck w/chipper box w/plow, (\$190,000), 2005 Front end loader (\$300,000), 2005 Tandem axle dump truck w/plow (\$250,000), 1982 Air compressor trailer (\$30,000), 2004 Street Sweeper
2026 - 2002 Semi Road Tractor (\$250,000), 2016 P/U w/Plow (\$60,000), 2005 Small loader (\$95,000), 2005 Front End Loader (\$350,000)
2027 - 2003 Service truck (\$70,000), 2000 Large Aerial truck (\$300,000), 2005 Tree stumper (\$50,000), 2016 One ton truck w/plow (\$170,000), 2016 Multi purpose tractor (\$95,000), 2015 P/U w/plow (\$56,000), 1999 Portable air compressor (\$35,000), 2005 Hot patch trailer (\$45,000)

Funding Sources	Account Number	Actuals		Budget		Amended		Year End		Recommended Project Budget		
		FY2020	FY2021	FY 2022	Budget	Estimate	Estimate	FY 2023	FY 2024	FY 2025	FY 2026	FY 2027
Interfund Transfer CIP #3095	3032.41300.101.491495	129,757	-	454,000	454,000	318,358		896,841	762,000	808,000	755,000	821,000
Parking Operating Revenues	Various	-	-	-	-	-		-	100,000	-	-	-
Disposal proceeds	3032.43900.858.570750	(13,100)	(16,850)	-	-	-		-	-	-	-	-
Total:		116,657	(16,850)	454,000	454,000	318,358		896,841	862,000	808,000	755,000	821,000
NONE												
Expenditures												
Vehicle Purchase	3032.43900.858.570750	129,757	-	454,000	454,000	266,700		896,841	762,000	808,000	755,000	821,000
Vehicle Replacement	5060.43770.786.570750	-	-	-	-	-		-	100,000	-	-	-
Disposal proceeds		(13,100)	(16,850)	-	-	-		-	-	-	-	-
Total:		116,657	(16,850)	454,000	454,000	266,700		896,841	862,000	808,000	755,000	821,000

EQUIPMENT REPLACEMENT FUND #3029

Fund Summary

The Equipment Replacement Fund tracks expenses related to major equipment purchases for Village departments. In recent years, purchases have focused on computer equipment as well as mobile computer applications for the Village Police Department.

EQUIPMENT REPLACEMENT FUND #3029 OPERATING BUDGET SUMMARY

	2020	2021	2022	Amended 2022	2022	2023
	<u>Actual</u>	<u>Actual</u>	<u>Budget</u>	<u>Budgeted</u>	<u>Y/E Estimate</u>	<u>Budget</u>
Interfund Transfer CIP	1,500,000	620,000	1,250,000	1,250,000	1,250,000	400,000
Grants	(17)	-	-	-	-	-
Total Revenue	<u>1,499,983</u>	<u>620,000</u>	<u>1,250,000</u>	<u>1,250,000</u>	<u>1,250,000</u>	<u>400,000</u>
Capital Outlay	<u>1,703,250</u>	<u>715,613</u>	<u>975,000</u>	<u>1,414,044</u>	<u>714,475</u>	<u>1,033,837</u>
Total Expenditures	<u>1,703,250</u>	<u>715,613</u>	<u>975,000</u>	<u>1,414,044</u>	<u>714,475</u>	<u>1,033,837</u>
Net Surplus (Deficit)	<u>(203,267)</u>	<u>(95,613)</u>	<u>275,000</u>	<u>(164,044)</u>	<u>535,525</u>	<u>(633,837)</u>
Beginning Audited Fund Balance 1/1/22					76,698	
2022 Projected Surplus (Deficit)					<u>535,525</u>	
Ending Projected Fund Balance 12/31/22					<u>612,223</u>	
Estimated Fund Balance 1/1/23						612,223
2023 Budgeted Surplus (Deficit)						<u>(633,837)</u>
Ending Estimated Fund Balance 12/31/23						<u>(21,614)</u>

**Village of Oak Park
Equipment Replacement Fund Summary
2023 - 2027**

Equipment Replacement Fund (3029)		Fund	Dept	Prgm	Account	Priority Code	Actuals		Budget	Amended Budget	Year End Estimate	Budget				
Project (*Indicates New Project for 2021)	Additional Detail						FY 2020	FY 2021	FY 2022	FY 2022	FY 2022	FY 2023	FY 2024	FY 2025	FY 2026	FY 2027
Video Streaming	Communications						3029	41300	911	5705720	A	-	-	50,000	50,000	50,000
EMS Cardiac Monitors	Fire Department	3029	41300	714	570710	A	60,917	-	36,000	36,000	-	65,000	65,000	65,000	65,000	65,000
Rescue/Extrication E-Hydraulics Tools	Fire Department	3029	41300	714	570710	B	23,185	29,992	35,000	35,000	34,975	36,000	-	-	-	-
Fire Hose	Fire Department	3029	41300	714	570710	A	-	-	50,000	50,000	49,500	50,000	50,000	-	-	-
Servers and Network Infrastructure	Information Technology	3029	41300	884	570720	A	87,504	-	113,000	113,000	111,500	148,000	108,000	108,000	108,000	108,000
Police Mobile Technology	Police Department	3029	41300	906	570720	A	57,387	-	68,000	68,000	68,000	50,000	115,675	115,675	115,675	120,554
Parking Technology	Police Department	3029	41300	906	570710	F	-	-	38,000	38,000	-	-	30,000	30,000	-	-
Body Cams	Police Department	3029	41300	906	570720	B	-	-	300,000	300,000	300,000	164,837	155,586	155,586	155,586	201,463
Police RMS System	Police Department	3029	41300	906	570720	F	-	-	-	-	-	-	750,000	-	-	-
Customer Service Request Management (CSRM)	Public Works	3029	41300	905	570711	N/A	-	-	125,000	125,000	100,000	-	-	-	-	-
Lead Paint XRF	Health	3029	41300	612	570710	A	-	-	-	-	-	20,000	-	-	-	-
Total							228,993	29,992	815,000	815,000	713,975	1,033,837	1,299,261	499,261	469,261	520,017

Priority Scale
A = Essential and Immediate Need
B = Essential, but may be delayed
C = Optional but beneficial to the Village through increased productivity, safety, etc.
D = Optional but beneficial to the Village in social, cultural or aesthetic ways
F = Future project, no 2023 expenditures
N/A = Project complete, no 2023 or future expenditures

**Village of Oak Park
Equipment Replacement Fund Project Sheet
2023 - 2027**

Project:

- 1) Upgrade video streaming control room to digital platform
- 2) Upgrade rooms 201 and 101 to all digital components
- 3) Add streaming capabilities to additional conference rooms

Priority Code:

- 1) A
- 2) A
- 3) B

Category:

Machinery and Equipment



Description:

The need to move all equipment to digital from analog is essential to the future of municipal government transparency through live streaming and archiving of public policy making. The heart of the control room equipment dates from more than two decades ago when the operation was established just for cablecasting. As equipment has failed, the cost of replacement has grown because all available equipment has become digital and must be back engineered to be compatible with the analog operational control equipment. Ability to continue this piecemeal approach to upgrading and maintaining critical audio/video infrastructure is declining and the capabilities could be interrupted for an extended time to allow for emergency upgrades.

Justification:

The ability to stream and archive public meetings could be lost or interrupted for an extended time. The need to expand capabilities for streaming public policy deliberations for informed citizen engagement appears to be among the highest priorities of the Village Board and community activists.

Current Status:

All equipment is operational at this time. However, the risk of equipment failure is real. 2022 Funds were used to hire a consultant to identify scope and costs.

Funding Sources	Account Number	Actuals		Budget FY2022	Amended Budget FY2022	Year End Estimate FY2022	Budget				
		FY2020	FY2021				FY 2023	FY 2024	FY 2025	FY 2026	FY 2027
Transfer From CIP Fund #3095	3029.41300.101.491495	-	-	50,000	50,000	50,000	500,000	25,000	25,000	25,000	25,000
Total:		-	-	50,000	50,000	50,000	500,000	25,000	25,000	25,000	25,000
Expenditures											
Computer Equipment	3029.41300.911.570720	-	-	50,000	50,000	50,000	500,000	25,000	25,000	25,000	25,000
Total:		-	-	50,000	50,000	50,000	500,000	25,000	25,000	25,000	25,000

**Village of Oak Park
Equipment Replacement Fund Project Sheet
2023 - 2027**

Project: Fire Department Cardiac Monitor Lease

Priority Code: A

Category: Machinery and Equipment



Description:
Fire Department Cardiac Monitor Lease program 2023- 2033. Cardiac Monitors used by the Fire Department Paramedics are used not just for cardiac rhythms interpretation, they are also used to determine differential diagnoses, determine treatment for cardiac issues, defibrillate, take blood pressures, monitor oxygen levels and ensure proper endotracheal intubation placement.

Justification:
Currently, the department purchases our 8 cardiac monitors on a rotation schedule (2 years one unit 3 years 2 units) and pays for a separate annual service contract. Leasing the units would be a cost saving over owning as the price would be locked in for ten years, the service contract would be included in the lease price. In addition to covering normal wear and tear the lease would also cover accidental damage and provide 8 new units at the 5 year mark in order to satisfy the American Hospital Standard of 5 year life expectancy for major medical equipment. Staff recommends replacing the monitors with the same brand (Zoll) due to short learning curve and reduces the chances for errors or delay in patient care.

Current Status:
New Program

Funding Sources	Account Number	Actuals		Budget FY2022	Amended Budget FY2022	Year End Estimate FY2022	Budget				
		FY2020	FY2021				FY 2023	FY 2024	FY 2025	FY 2026	FY 2027
Transfer From CIP Fund #3095	3029-41300-101-491495	60,917	-	36,000	36,000	-	65,000	65,000	65,000	65,000	65,000
Total:		60,917	-	36,000	36,000	-	65,000	65,000	65,000	65,000	65,000
Expenditures											
EMS Cardiac Monitors	3029.41300.714.570710	60,917	-	36,000	36,000	-	65,000	65,000	65,000	65,000	65,000
Total:		60,917	-	36,000	36,000	-	65,000	65,000	65,000	65,000	65,000

**Village of Oak Park
Equipment Replacement Fund Project Sheet
2023 - 2027**

Project: Fire Department Rescue/Extrication E-Hydraulics Tools

Priority Code: B

Category: Machinery and Equipment



Description:
Fire Department Replacement Program of all Rescue/Extrication Tools (Jaws of Life). The tools are used for vehicle extrications and can be used in a variety of other rescue scenarios.

Justification:
Existing gas powered Rescue/Extrication tools have reached their service life and parts are no longer available due to the age of the equipment. The Fire Department is requesting to replace all tools over a four year period with battery operated tools. The current tools use a gas powered hydraulic pump that connects to the tool with a hose wick takes time to set up. The replacement tools are operated by battery and are self contained making them much more portable, easier to use and faster to deploy.

Current Status:
2020 purchase complete (1) Rescue/Extrication Tool is in service on T631. 2021 purchase complete (1) Replacement Rescue/Extrication Tool is in service on Engine 3. 2022 purchase (1) replacement set of tools for engine 602. 2023 will complete this project with the purchase of tools for Engine 1.

Funding Sources	Account Number	Actuals		Budget FY2022	Amended Budget FY2022	Year End Estimate FY2022	Budget				
		FY2020	FY2021				FY 2023	FY 2024	FY 2025	FY 2026	FY 2027
Transfer From CIP Fund #3095	3029.41300.101.491495	23,185	29,992	35,000	35,000	34,975	36,000	-	-	-	-
Total:		23,185	29,992	35,000	35,000	34,975	36,000	-	-	-	-
Expenditures											
Rescue/Extrication Tools	3029.41300.714.570710	23,185	29,992	35,000	35,000	34,975	36,000	-	-	-	-
Total:		23,185	29,992	35,000	35,000	34,975	36,000	-	-	-	-

**Village of Oak Park
Equipment Replacement Fund Project Sheet
2023 - 2027**

Project: Fire Department Hose

Priority Code: A

Category: Machinery and Equipment



Description:
Fire Department 2.5" and 1.75" Attack and 4" Supply Hose

Justification:
Firefighting hose typically lasts between 15 to 25 years. The last large purchase of hose was in 1998. Our supply of in service hose is now at the point that it needs to be replaced over the next three years

Current Status:
2022 order has been placed and waiting for delivery of 150 lengths of 2.5" hose.

Funding Sources	Account Number	Actuals		Budget FY2022	Amended Budget FY2022	Year End Estimate FY2022	Budget				
		FY2020	FY2021				FY 2023	FY 2024	FY 2025	FY 2026	FY 2027
Transfer From CIP Fund #3095	3029.41300.101.491495	-	-	50,000	50,000	49,500	50,000	50,000	-	-	-
Total:		-	-	50,000	50,000	49,500	50,000	50,000	-	-	-
Expenditures											
Fire Hose	3029.41300.714.570710			50,000	50,000	49,500	50,000	50,000	-	-	-
Total:		-	-	50,000	50,000	49,500	50,000	50,000	-	-	-

**Village of Oak Park
Equipment Replacement Fund Project Sheet
2023 - 2027**

Project: Server and Network Infrastructure Priority Code: A Category: Machinery and Equipment



Description:
Replacements of outdated computers, printers, servers, storage and network equipment are core technologies. The servers support all departments in providing file, database, print, email, application, web, security and backup services. The network equipment enables data connectivity of all technologies from various village facilities to the central servers or to internet services. Equipment upgrades and relocating of services at time require electrical and data work..

Justification:
This request is to replace outdated equipment which provides technological services. Village maintains several physical servers for server virtualization on vmware platform and stand-alone servers for specific applications (ex. police video storage). Average equipment lifespan for this equipment is 5 to 7 years. Servers for different applications were purchased at various times and replacement/upgrades are spread out over years.

Current Status:
The outdated PC's, printers, servers and storage continue to be replaced. For 2023 and ongoing this account consolidates 3029.41300.905.570720 (PC and Laptop Replacement) and 3029.41300.905.570294 - (Printer Replacement). For 2023 additional \$40,000 is added for video/keycard security system refresh; PC replacement includes funding for workstation replacement that were purchased in 2015 and reaching End-Of-Life.

Funding Sources	Account Number	Actuals		Budget FY2022	Amended Budget FY2022	Year End Estimate FY2022	Budget					
		FY2020	FY2021				FY 2023	FY 2024	FY 2025	FY 2026	FY 2027	
Transfer From CIP Fund #3095	3029.41300.101.491495	54,088	-	65,000	65,000	111,500	148,000	108,000	108,000	108,000	108,000	108,000
Total:		54,088	-	65,000	65,000	111,500	148,000	108,000	108,000	108,000	108,000	108,000

Expenditures

	Account Number	FY2020	FY2021	Budget FY2022	Amended Budget FY2022	Year End Estimate FY2022	FY 2023	FY 2024	FY 2025	FY 2026	FY 2027
Servers, Storage & Network	3029.41300.884.570720	54,088	-	65,000	65,000	65,000	100,000	60,000	60,000	60,000	60,000
PC, Laptop and Thin-client Equipmen	3029.41300.884.570720	33,416	-	45,000	45,000	45,000	45,000	45,000	45,000	45,000	45,000
Printers	3029.41300.884.570720	-	-	3,000	3,000	1,500	3,000	3,000	3,000	3,000	3,000
Total:		87,504	-	113,000	113,000	111,500	148,000	108,000	108,000	108,000	108,000

**Village of Oak Park
Equipment Replacement Fund Project Sheet
2023 - 2027**

Project: Police Department Mobile Technology Upgrade

Priority Code: A

Category: Machinery and Equipment



Description:
Police mobile technology includes Mobile Data Computer (MDC), printer and in-car video equipment.

Justification:
This request is to replace several of the MDC equipment that are outdated or "end of life" status. The new equipment will provide a more reliable and responsive service in addition to more capabilities. The anticipated lifespan of the equipment is 4 years.

Current Status:
We continue to replace the old MDC and printers through combined efforts of Police, IT and PW Fleet. Due to the increased need of quality in-car video, in 2022, the Police Department transitioned to AXON cameras, part of the system with body worn cameras.

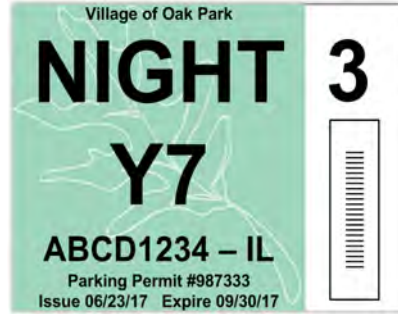
Funding Sources	Account Number	Actuals		Budget FY2022	mended Budget FY2022	Year End Estimate FY2022	Budget				
		FY2020	FY2021				FY 2023	FY 2024	FY 2025	FY 2026	FY 2027
Transfer From CIP Fund #3095	3029.41300.101.491495	-	-	68,000	68,000	68,000	120,743	115,675	115,675	115,675	120,554
Federal RICO	2024.42480.101.452485	-	33,202	-	-	-	-	-	-	-	-
Total:		-	-	68,000	68,000	68,000	120,743	115,675	115,675	115,675	120,554
Expenditures											
MDC	3029.41300.906.570720	57,387	-	50,000	50,000	15,000	50,000	50,000	50,000	50,000	50,000
In-Car Video	2024.42480.101.560631	-	66,260	-	-	-	70,743	-	-	-	-
In-Car Video	3029.41300.906.570720	-	-	18,000	18,000	53,000	-	65,675	65,675	65,675	70,554
Total:		57,387	66,260	68,000	68,000	68,000	120,743	115,675	115,675	115,675	120,554

**Village of Oak Park
Equipment Replacement Fund Project Sheet
2023 - 2027**

Project: Parking Technology Upgrade

Priority Code: F

Category: Machinery and Equipment



Description:
 Parking technology includes permit, vehicle registration, citation and in-car Automated License Plate Recognition (ALPR) services and systems.

Justification:
 The legacy 2004 system was replaced with a Unified Parking Solution system. As originally envisioned of going paperless and stickerless, additional License Plate Recognition (LPR) systems, printers and handheld devices are being added to meet these objectives.

Current Status:
 A new Unified Parking Solution system was implemented in Q2-2019 for Parking Citation, Permits, Vehicle License and License Plate Recognition (LPR). As of 2021, there are four vehicles with LPR technology. One additional vehicle will be equipped with LPR technology in 2022. LPR technology will be upgraded in two vehicles each year in 2021, 2024, and 2025.

Funding Sources	Account Number	Actuals		Budget	mended Budget	Year End Estimate	Budget					
		FY2020	FY2021				FY2022	FY2022	FY2022	FY 2023	FY 2024	FY 2025
Transfer From CIP Fund #3095	3029.41300.101.491495	-	-	38,000	38,000	-	-	-	-	-	-	-
Parking Operating Revenues	Various	-	-	-	-	-	-	30,000	30,000	-	-	-
Total:		-	-	38,000	38,000	-	-	30,000	30,000	-	-	-
Expenditures												
PEO Handheld & System	3029.41300.906.570710	-	-	3,000	3,000	-	-	-	-	-	-	-
Mobile LPR system	3029.41300.906.570710	-	-	35,000	35,000	-	-	30,000	30,000	-	-	-
Total:		-	-	38,000	38,000	-	-	30,000	30,000	-	-	-

**Village of Oak Park
Equipment Replacement Fund Project Sheet
2023 - 2027**

Project: Police Department Body Worn Cameras

Priority Code: B

Category: Machinery and Equipment



Description:
Body worn cameras for officers

Justification:
This request is to purchase and equip officers with a camera that will affix to their uniform. The expense will cover the purchase of the devices, storage and redaction software.

Current Status:
The Police Department will purchase body worn cameras along with the required software. The initial contract will be for five years.

Funding Sources	Account Number	Actuals		Budget FY2022	Amended Budget FY2022	Year End Estimate FY2022	Budget				
		FY2020	FY2021				FY 2023	FY 2024	FY 2025	FY 2026	FY 2027
Transfer From CIP Fund #3095	3029.41300.101.491495			300,000	300,000	300,000	164,837	155,586	155,586	155,586	201,463
Total:		-	-	300,000	300,000	300,000	164,837	155,586	155,586	155,586	201,463
Expenditures											
BWCs	3029.41300.906.570720	-	-	300,000	300,000	300,000	164,837	155,586	155,586	155,586	201,463
Total:		-	-	300,000	300,000	300,000	164,837	155,586	155,586	155,586	201,463

**Village of Oak Park
Equipment Replacement Fund Project Sheet
2023 - 2027**

Project: POLICE RMS SYSTEM

Priority Code: F

Category: Machinery and Equipment



Description:

RMS (Records Management System) is an agency wide system that provides for the storage, retrieval, retention, manipulation, archiving and viewing of information, records, documents, and files pertaining to law enforcement. It covers the entire life span of records development.

Justification:

The community safety consultant, Berry Dunn, found during their review of the Police Department's operations, that the current RMS system in use is not supporting the PD's operational needs. The recommendation from Berry Dunn is the Police Department should pursue acquisition of a more modern and robust RMS that is capable of supporting its data needs.

Current Status:

The current system has multiple limitations, including data entry and data mining, both of which are critical to leveraging data in support of operations and impartial policing. In 2023, the PD will hire a Consultant to review the RMS systems to assist in finding the correct product that will fit our operational needs. In 2024, the PD will purchase and install the new RMS system.

Funding Sources	Account Number	Actuals		Budget	Amended	Year End	Recommended Project Budget				
		FY2020	FY2021	FY 2022	Budget	Estimate	FY 2023	FY 2024	FY 2025	FY 2026	FY 2027
Transfer from CIP Fund #3095	3029.41300.101.491495	-	-	-	-	-	-	750,000	-	-	-
Total:		-	-	-	-	-	-	750,000	-	-	-
Expenditures											
RMS	3029.41300.906.570720	-	-	-	-	-	-	750,000	-	-	-
Total:		-	-	-	-	-	-	750,000	-	-	-

**Village of Oak Park
Equipment Replacement Fund Project Sheet
2023 - 2027**

Project: Lead Paint XRF

Priority Code: A

Category: Machinery and Equipment



Description:
An XRF is a portable x-ray machine that is used by lead inspectors. XRF stands for x-ray fluorescence. It can see through a surface and tell if lead paint is underneath.

Justification:
Many Local and State Health Department are using the XRF to gain the benefit of the advanced technology to collect lead reading in quick turn around time. Due to XRF portability, speed, and non-destructive methodology it allows the Health Department staff to inspect an entire home for lead without the need to submit samples to a laboratory, which is becoming an outdated method. Once physical items like jewelry or toys are send to lab, they must be destroyed to test for lead content and can not be returned to residents. In addition the turn around time with XRF is much quicker, and allows for Health Departmnet staff to complete the state requirement in much more efficient manner. The recommendation from the Environmental Health Specialist at Illinois Department of Public Health is for the Village to invest in this machine.

Current Status:
New project. Contacted the companies for the price quote.

Funding Sources	Account Number	Actuals		Budget		Amended Budget	Year End Estimate	Recommended Project Budget				
		FY2020	FY2021	FY 2022	FY 2022	FY 2022	FY 2023	FY 2024	FY 2025	FY 2026	FY 2027	
Transfer From CIP Fund #3095	3029.41300.101.491495	-	-	-	-	-	-	20,000	-	-	-	-
Total:		-	-	-	-	-	-	20,000	-	-	-	-
Expenditures												
Equipment	3029.41300.612.570710	-	-	-	-	-	-	20,000	-	-	-	-
Total:		-	-	-	-	-	-	20,000	-	-	-	-

ENTERPRISE FUND OVERVIEW

All three of the Village's enterprise funds have capital expenditures. Given their status as enterprises, it is expected that user fees cover the cost of operations as well as capital needs.

The Parking Fund, Environmental Services Fund and Water and Sewer Funds are segregated from the rest of Village operations to make this relationship between costs and fees as clear as possible.

PARKING FUND #5060

EXECUTIVE SUMMARY

In densely populated Oak Park, with a population of 52,000 and an automobile population estimated at nearly 30,000, the limited supply of parking must be managed. The management of parking in the Village requires regulation about where and how parking is allowed, for how long and, in some cases, by whom. By managing the parking supply, most of which is on public property, the Village's Parking Services Department helps Oak Park residents and business owners meet their parking needs, while also maintaining the character of the community.

Parking Services manages publicly provided parking, four public parking garages, more than 100 off-street lots and nearly 1,500 meters. In addition, the department manages a comprehensive parking permit system that includes 3,600 quarterly, 24-hour parking permits, 2,300 quarterly on-street, overnight permits and some 2,500 permits for residents and their guests who request temporary on-street parking. The Parking Department also oversees the sale of Village Vehicle Stickers. Parking Services also reviews, researches and recommends the addition and revision of parking regulations within the Village as the staff liaison to the Transportation Commission.

Below is a revenue and expense table that illustrates the overall fund finances.

	2020	2021	2022	Amended 2022	2022	2023
	<u>Actual</u>	<u>Actual</u>	<u>Budget</u>	<u>Budgeted</u>	<u>Y/E Estimate</u>	<u>Budget</u>
Garage Fees	1,051,902	1,343,898	1,350,000	1,350,000	1,650,000	1,650,000
Quarterly Parking Permits	902,648	1,180,946	1,500,000	1,500,000	1,431,080	555,000
On-Street Parking Permits	630,905	858,133	1,100,000	1,100,000	950,000	2,095,000
Parking Meter Collections	403,992	569,201	900,000	900,000	685,000	1,300,000
On-Street Paystation Revenue	264,828	500,203	-	-	450,000	-
Miscellaneous Revenue	38,258	56,036	-	-	161,100	86,000
Bond Proceed Revenue	-	-	-	-	-	-
Transfer from ARPA Fund	-	3,492,876	-	-	2,632,423	-
Transfers in	<u>40,000</u>	<u>40,000</u>	<u>40,000</u>	<u>40,000</u>	<u>40,000</u>	<u>40,000</u>
Total Revenue	<u>3,332,533</u>	<u>8,041,293</u>	<u>4,890,000</u>	<u>4,890,000</u>	<u>7,999,603</u>	<u>5,726,000</u>
Personal Services	612,613	634,901	716,993	716,993	690,535	755,885
Fringe Benefits	196,287	196,537	212,869	212,869	190,716	207,604
Materials & Supplies	29,108	42,002	75,800	75,800	60,000	65,300
Contractual Services	1,419,465	1,723,536	1,848,908	1,948,908	1,962,063	1,906,548
Capital Outlay	1,012,235	117,217	1,164,369	1,164,369	684,100	2,835,588
Debt Service	742,244	656,069	2,415,575	2,415,575	2,415,575	2,441,245
Non cash (depreciation/amortization)	705,068	1,563,578	-	-	-	-
Transfers Out	<u>6,975,023</u>	<u>300,000</u>	<u>300,000</u>	<u>300,000</u>	<u>300,000</u>	<u>600,000</u>
Total Expenditures	<u>11,692,043</u>	<u>5,233,840</u>	<u>6,734,514</u>	<u>6,834,514</u>	<u>6,302,989</u>	<u>8,812,170</u>
Net Surplus (Deficit)	<u>(8,359,510)</u>	<u>2,807,453</u>	<u>(1,844,514)</u>	<u>(1,944,514)</u>	<u>1,696,614</u>	<u>(3,086,170)</u>
Beginning Audited Cash Balance 1/1/22					2,502,263	
2022 Projected Surplus (Deficit)					<u>1,696,614</u>	
Ending Projected Cash Balance 12/31/22					<u>4,198,877</u>	
Estimated Cash Balance 1/1/23						4,198,877
2023 Budgeted Surplus (Deficit)						<u>(3,086,170)</u>
Ending Estimated Cash Balance 12/31/23						<u>1,112,707</u>

**Parking Fund Capital Outlay Summary
2023 - 2027**

Parking Fund (5060) Project (*Indicates New Project for 2023)	Fund	Dept	Prgm	Account	Priority Code	Actual FY 2020	Actual FY 2021	Budget FY 2022	Amended	Estimate FY 2022	Budget FY 2023	Budget FY 2024	Budget FY 2025	Budget FY 2026	Budget FY 2027
									Budget FY 2022						
Electric Vehicle Charging Stations	5060	43770	787	570707	F	-	-	54,000	54,000	54,000	-	54,000	-	54,000	-
Maintenance & Repairs Program	5060	43770	783	570705	A	-	88,530	6,000	6,000	6,000	182,700	104,500	56,900	77,100	80,000
Maintenance & Repairs Program	5060	43770	784	570705	A	-	-	6,000	6,000	6,000	367,200	82,800	60,100	71,500	111,300
Maintenance & Repairs Program	5060	43770	788	570705	A	363,743	-	6,000	6,000	6,000	849,000	109,900	129,100	318,100	375,700
Holley Court Garage Bridge Demolition	5060	43770	788	570705	A	-	-	-	-	-	328,000	-	-	-	-
Lot Resurfacing, Landscaping and Maintenance Program	5060	43770	787	570707	A	-	-	246,144	246,144	86,300	312,478	249,943	227,273	200,000	200,000
Lot 10 Reconstruction	5060	43770	787	570707	B	-	-	-	-	-	-	535,000	-	-	-
On-Street Pay Stations	5060	43770	786	570707	B	114,595	-	410,000	410,000	410,000	280,000	240,000	30,000	30,000	30,000
On-Street Regulation Signs Upgrade	5060	43770	786	570707	B	-	-	200,000	200,000	-	200,000	200,000	200,000	-	-
Parking Lot Regulation Signage	5060	43770	787	570707	A	-	-	200,000	200,000	-	200,000	175,000	200,000	175,000	-
Resurfacing Various Streets and Parking Lots	5060	43770	787	570707	A	-	-	86,300	86,300	86,300	-	-	-	-	-
Revenue Control System (Lic. Plate Software & Control Gates)	5060	43770	788	570707	B	-	-	-	-	-	50,000	-	-	-	-
Parking Maintenance Vehicles	5060	43770	786	570750	F	-	-	33,000	33,000	29,000	-	36,000	-	-	40,000
Public Works Vehicles	5060	43770	786	570750	F	-	-	-	-	-	-	100,000	-	-	-
Emergency Generators for Parking Structures	5060	43770	783	570707	A	-	-	-	-	-	-	-	-	-	-
Emergency Generators for Parking Structures	5060	43770	784	570707	A	-	-	-	-	-	25,000	-	-	-	-
Emergency Generators for Parking Structures	5060	43770	788	570707	A	-	-	-	-	-	25,000	-	-	-	-
Total						478,338	88,530	1,247,444	1,247,444	683,600	2,819,378	1,887,143	903,373	925,700	837,000

Priority Scale
A= Essential and Immediate Need
B= Essential, but may be delayed
C= Optional but beneficial to the Village through increased productivity, safety, etc.
D= Optional but beneficial to the Village in social, cultural or aesthetic ways
F= Future project, no 2023 expenditures
N/A= Project complete, no 2023 or future expenditures

**Village of Oak Park
Parking Fund Capital Project Sheet
2023 - 2027**

Project: Electric Vehicle Charging Stations

Priority Code: F

Category: Machinery and Equipment



Description:

The Village currently operates sixteen (16) electric vehicle charging stations with a total of thirty-two (32) charging ports. Seven (7) dual electric vehicle (EV) charging stations (14 charging ports) are located in the Holley Court, Lake & Forest, and Avenue Parking Garages. These stations are used every day and Parking and Mobility Services continually gets requests for additional stations. In 2019, five (5) stations (10 charge ports) were installed as part of the Village Hall lot resurfacing project (accounted for in the Village Hall Parking and Landscaping Improvements project sheet). Two (2) stations (4 charge ports) are for public use and three (3) stations (6 charge ports) are for Village fleet use. The Village took ownership of two (2) existing charging stations (single ports) in Parking Lot #10 in 2021. In 2022, these stations were upgraded to dual-ports. Two (2) additional dual-port stations were purchased and installed in 2022. As the need for EV Charging Stations grows, the installation of EV Charging Stations will be needed in parking lots throughout the village.

Justification:

Charging stations provide a valued customer amenity for residents and visitors with electric vehicles, while patronizing the Village's business districts. It also addresses the alternate transportation goals in both the Plan It Green and regional GoTo 2040 plans. As electric vehicle ownership continues to grow, the Village should seek continued opportunities to provide charging infrastructure. Additionally, as the Village continues to incorporate EV's into its fleet, the stations will be necessary.

Current Status:

In 2022, the Village upgraded the two (2) existing single-port charging stations in Lot 10 to dual-ports. Additionally, two (2) dual-port stations were purchased and installed in 2022. Two (2) dual-port stations are planned to be installed in 2024 and 2026, locations to be determined.

Funding Sources	Account Number	Actual FY2020	Actual FY 2021	Budget FY2022	Amended Budget FY2022	Year End Estimate FY2022	Budget FY 2023	Budget FY 2024	Budget FY 2025	Budget FY 2026	Budget FY 2027
Parking Operating Revenues	Various	-	-	54,000	54,000	54,000	-	54,000	-	54,000	-
Total:		-	-	54,000	54,000	54,000	-	54,000	-	54,000	-
Expenditures											
Purchase & Install New EV Stations	5060.43770.787.570707	-	-	54,000	54,000	54,000	-	54,000	-	54,000	-
Total:		-	-	54,000	54,000	54,000	-	54,000	-	54,000	-

**Village of Oak Park
Parking Fund Capital Project Sheet
2023 - 2027**

Project:

Parking Structure Maintenance Program

Priority Code:

A

Category:

Building Improvements



Description:

The Village has several parking garage structures that it needs to maintain. Holley Court Garage was first built in 1984, with additions in 1986, 2005 and 2008. The Avenue Garage was built in 2002. OPRF High School Garage was built in 2003. A condition assessment of the parking structures was completed in 2017.

Pursuant to the assessment, \$1,657,055.25 in repairs and improvements were completed at the three facilities during 2017 - 2021.

An updated condition assessment was conducted in 2022 to formulate a maintenance and repair program for five (5) years.

Justification:

An ongoing capital maintenance plan is needed to extend the useful life of the Village parking garage structures.

Current Status:

In 2022, a restoration consultant specializing in parking garages, completed an updated condition assessment. This assessment outlines recommended repairs and improvements to the parking garages in 2023 through 2027.

Funding Sources	Account Number	Actual	Actual	Budget	Amended	Year End	Budget	Budget	Budget	Budget	Budget
		FY2020	FY 2021	FY2022	Budget	Estimate	FY 2023	FY 2024	FY 2025	FY 2026	FY 2027
Parking Operating Revenues	Various	363,743	88,530	18,000	18,000	18,000	1,398,900	297,200	246,100	466,700	567,000
Total:		363,743	88,530	18,000	18,000	18,000	1,398,900	297,200	246,100	466,700	567,000
Expenditures											
Property Repair	5060.43770.783.570705	-	88,530	6,000	6,000	6,000	182,700	104,500	56,900	77,100	80,000
Property Repair	5060.43770.784.570705	-	-	6,000	6,000	6,000	367,200	82,800	60,100	71,500	111,300
Property Repair	5060.43770.788.570705	363,743	-	6,000	6,000	6,000	849,000	109,900	129,100	318,100	375,700
Total:		363,743	88,530	18,000	18,000	18,000	1,398,900	297,200	246,100	466,700	567,000

**Village of Oak Park
Parking Fund Capital Project Sheet
2023 - 2027**

Project: Holley Court Garage Bridge Demolition Priority Code: A Category: Building Improvements



Description:

The Holley Court Garage was first built in 1984, with additions in 1986, 2005 and 2008. The structure has a pedestrian bridge on the southeast side of the garage connecting to the commercial building at 1100 Lake Street. The bridge does not align properly to the commercial building and is in poor condition. Rain storms cause the water to run down the bridge and into the business, similar with snow. A restoration consultant specializing in parking garages completed a condition assessment, with the optional cost estimate to demolish the southeast pedestrian bridge. It should be noted that the southeast elevator and stair tower would remain in place.

Justification:

Demolition of the southeast pedestrian bridge will extend the useful life of the Village parking garage structure, as well as the commercial business that it is currently attached to.

Current Status:

In 2022, a restoration consultant specializing in parking garages, completed an updated condition assessment. This assessment outlines recommended repairs and improvements to the parking garages in 2023 through 2027.

Funding Sources	Account Number	Actual FY2020	Actual FY 2021	Budget FY2022	Amended Budget FY2022	Year End Estimate FY2022	Budget FY 2023	Budget FY 2024	Budget FY 2025	Budget FY 2026	Budget FY 2027
Parking Operating Revenues	Various	-	-	-	-	-	328,000	-	-	-	-
Total:		-	-	-	-	-	328,000	-	-	-	-
Expenditures											
Property Repair	5060.43770.788.570705	-	-	-	-	-	328,000	-	-	-	-
Total:		-	-	-	-	-	328,000	-	-	-	-

**Village of Oak Park
Parking Fund Capital Project Sheet
2023 - 2027**

Project: Lot Resurfacing, Landscaping and Maintenance Program

Priority Code: A

Category: Infrastructure Improvements



Description:

On-going resurfacing, landscaping and maintenance program of Village parking lots. When possible, the resurfacing is done in conjunction with the overall Village resurfacing program of streets and alleys.

Justification:

The Village owns or leases 94 off-street parking lots. In addition, the Village sells over 3,000 permits per quarter for these off-street parking lots. The Village has parking lot standards in the Village Code such as stormwater management, landscape areas, fencing, proper pavement and parking stall markings. The Village owned and leased parking lots follow these standards.

Current Status:

In 2022, Lots SB5 and SB6E were resurfaced as part of the Village's overall Village street resurfacing program.

2023 Lot Improvements: Lots 29, 54, 66, 66N, 68, 73, 100, 101, 109, 110, SB2, SB6, SB8
 2024 Lot Improvements: Lots 74, 82, 83, 86, 97, 31S, 46D
 2025 Lot Improvements: Lots 30, 37, 72, 98, 25V, SB7

The Village will conduct a study in 2025 to formulate a lot maintenance program for the next five (5) year period.

Funding Sources	Account Number	Actual FY2020	Actual FY 2021	Budget FY2022	Amended Budget FY2022	Year End Estimate FY2022	Budget FY 2023	Budget FY 2024	Budget FY 2025	Budget FY 2026	Budget FY 2027
Parking Operating Revenues	Various	-	-	246,144	246,144	86,300	312,478	249,943	227,273	200,000	200,000
Total:		-	-	246,144	246,144	86,300	312,478	249,943	227,273	200,000	200,000
Expenditures											
Re-Surfacing Report	5060.43770.787.570707	-	-	-	-	-	-	-	30,000	-	-
Re-Surfacing	5060.43770.787.570707	-	-	246,144	246,144	86,300	312,478	249,943	197,273	200,000	200,000
Landscaping and Maintenance	5060.43770.787.570707	-	-	-	-	-	-	-	-	-	-
Total:		-	-	246,144	246,144	86,300	312,478	249,943	227,273	200,000	200,000

**Village of Oak Park
Parking Fund Capital Project Sheet
2023 - 2027**

Project: Lot 10 Reconstruction and Streetscaping

Priority Code: B

Category: Infrastructure Improvements



Description:
 Parking Lot 10 is located between Marion Street and Forest Avenue north of the railroad viaduct. This project includes reconstructing the pavement of the off-street parking lot and installing a new permeable parking lot, replacing sidewalks along the north edge of the parking lot to improve accessibility, landscaping improvements, and the resurfacing of North Boulevard from Marion to Forest. The Village submitted a MWRD grant application for the installation of the permeable parking lot in the fall of 2022. This permeable parking lot work is not proposed to move forward unless the Village receives a grant for the work. The parking lot would be resurfaced with traditional asphalt in 2024 if there are no grant funds along with sidewalk replacement and landscaping work.

Justification:
 The asphalt for Lot 10 is in need of resurfacing due to its condition. The sidewalks along the north side of Lot 10 are in need of replacement due to impacts from the mature trees, and the median island separating angled spaces along North Boulevard from the parking lot is in need of work and improvements for pedestrian access. The Village applied for a MWRD grant to install a permeable parking lot here due to its sandy soils and in conformance with the Climate Action Plan.

Current Status:
 The Village applied for a MWRD grant for the permeable pavement portion of the project in September of 2022. Notice of grant awards would be anticipated in late 2022 or early 2023. If the Village receives a grant for the work, the Village would front the costs and be reimbursed by the grant.

Funding Sources	Account Number	Actual FY2020	Actual FY 2021	Budget FY2022	Amended Budget FY2022	Year End Estimate FY2022	Budget FY 2023	Budget FY 2024	Budget FY 2025	Budget FY 2026	Budget FY 2027
Main Capital Fund Revenues	Various	-	-	-	-	-	50,000	200,000	-	-	-
Parking Operating Revenues	Various	-	-	-	-	-	-	535,000	-	-	-
Grant Revenue- MWRD	3095.43700.815.440477	-	-	-	-	-	-	300,000	-	-	-
Total:		-	-	-	-	-	50,000	1,035,000	-	-	-
Expenditures											
Engineering (Design & Construction Management)	3095.43780.101.570706	-	-	-	-	-	50,000	50,000	-	-	-
North Blvd Street Resurfacing	3095.43780.101.570951	-	-	-	-	-	-	50,000	-	-	-
Streetscaping	3095.43780.101.570959	-	-	-	-	-	-	100,000	-	-	-
North Blvd Parking Space Resurfacing	5060.43770.787.570707	-	-	-	-	-	-	35,000	-	-	-
Permeable Parking Lot Construction	5060.43770.787.570707	-	-	-	-	-	-	500,000	-	-	-
Total:		-	-	-	-	-	50,000	735,000	-	-	-

**Village of Oak Park
Parking Fund Capital Project Sheet
2023 - 2027**

Project: On-Street Paystations Priority Code: B Category: Infrastructure Improvements



Description:

Parking and Mobility Services manages roughly 1,500 on-street paid spaces. This system of on-street parking is currently comprised of 128 pay stations and 637 traditional coin parking meters. In addition to paying via a pay station or meter, all spaces are integrated with the Passport Parking application, allowing customers to pay for parking via their mobile device. Pay stations are necessary from an equity perspective to ensure that users with limited or no access to technology and/or electronic payment are still able to use public parking. The pay stations are solar-powered which allows for easy installation and, if necessary, moving them to a different location. The Village has a multi-year plan to convert the majority of the traditional coin parking meters to pay stations.

Justification:

Coin parking meters have limited capabilities. Pay stations allow for efficient use and management of the parking system. The estimated cost for a unit is \$10,000 and will cost roughly \$1,000 to maintain annually. Each paystation will cover 8-15 spaces depending on the particular configuration.

Current Status:

In 2016, the Village issued a Request for Proposals (RFP) for a consultant to help with the process of research, procurement and installation of parking technology. In 2017, the Village began and completed a pilot program testing 5 providers of parking pay station equipment. In 2019, the Village installed 28 pay stations using the selected provider from the pilot. 13 stations were installed in 2020 as part of the Lake Street streetscape project. Due to the downturn in parking revenue as a result of the pandemic, no stations were installed in 2021. 41 stations were installed in 2022. 28 stations are planned for in 2023 and 24 in 2024. In the event that additional pay stations are needed, a placeholder of \$30,000 was included for FY 25 - FY 27.

Funding Sources	Account Number	Actual FY2020	Actual FY 2021	Budget FY2022	Amended Budget FY2022	Year End Estimate FY2022	Budget FY 2023	Budget FY 2024	Budget FY 2025	Budget FY 2026	Budget FY 2027
Parking Operating Revenues	Various	114,595	-	410,000	410,000	410,000	280,000	240,000	30,000	30,000	30,000
	Total:	114,595	-	410,000	410,000	410,000	280,000	240,000	30,000	30,000	30,000
Expenditures											
Purchase of pay stations	5060.43770.786.570707	114,595	-	410,000	410,000	410,000	280,000	240,000	30,000	30,000	30,000
	Total:	114,595	-	410,000	410,000	410,000	280,000	240,000	30,000	30,000	30,000

**Village of Oak Park
Parking Fund Capital Project Sheet
2023 - 2027**

Project: On-Street Regulation Signs Upgrade Priority Code: B Category: Infrastructure Improvements



Description:
Fabrication and installation of new/ revised Village-wide On-street regulation signs that will consolidate and create a more user friendly system to convey parking regulations to the public. Currently the Village has over 10,000 regulations signs.

Justification:
With over 10,000 regulations signs there is a need to consolidate and potentially simplify the presentation of the Village's parking regulations. When completed, this upgrade will provide a better customer service experience for the residents and visitors of Oak Park.

Current Status:
Conversion of signage was originally planned to begin in 2020 and be complete by 2023, dependent upon recommendations from the Parking Pilot Program. Due to staffing changes and the pandemic, this program was delayed. A survey regarding the parking pilot program was conducted in Q3 and Q4 of 2021. Following analysis and recommendations from the Transportation Commission and Village Board, which is still ongoing, Village-wide conversion will be completed 2023-2025.

Funding Sources	Account Number	Actual FY2020	Actual FY 2021	Budget FY2022	Amended Budget FY2022	Year End Estimate FY2022	Budget FY 2023	Budget FY 2024	Budget FY 2025	Budget FY 2026	Budget FY 2027
Parking Operating Revenues	Various	-	-	200,000	200,000	-	200,000	200,000	200,000	-	-
Total:		-	-	200,000	200,000	-	200,000	200,000	200,000	-	-
Expenditures											
Sign Replacement (Fabrication)	5060.43770.786.570707	-	-	150,000	150,000	-	150,000	150,000	150,000	-	-
Sign Replacement (Installation)	5060.43770.786.570707	-	-	50,000	50,000	-	50,000	50,000	50,000	-	-
Total:		-	-	200,000	200,000	-	200,000	200,000	200,000	-	-

**Village of Oak Park
Parking Fund Capital Project Sheet
2023 - 2027**

Project: Parking Lot Regulation Signage

Priority Code: A

Category: Infrastructure Improvements



Description:

Fabrication and installation of a new/ revised Village-wide Wayfinding System that will include the parking structures and off-street surface lots. The current system, installed in 2003, has over 600 signs and poles throughout the Villages 94 surface lots and 3 parking structures.

Justification:

As a culturally rich community with multiple areas of interest including business corridors, a robust parking wayfinding system for tourists, residents and workers is important. It has been determined that the current wayfinding system is ineffective and needs to be improved. This project includes improvements to occupancy count signs for the Village's parking garages.

Current Status:

This project was originally planned to begin in 2020 but was deferred due to the pandemic. Fabrication and installation of new signage for the exterior of the parking structures and off-street surface lots will occur in 2023 - 2026.


Funding Sources	Account Number	Actual FY2020	Actual FY 2021	Budget FY2022	Amended Budget FY2022	Year End Estimate FY2022	Budget FY 2023	Budget FY 2024	Budget FY 2025	Budget FY 2026	Budget FY 2027
Parking Operating Revenues	Various	-	-	200,000	200,000	-	200,000	175,000	200,000	175,000	-
Total:		-	-	200,000	200,000	-	200,000	175,000	200,000	175,000	-
Expenditures											
Sign Replacement (Fabrication)	5060.43770.787.570707	-	-	150,000	150,000	-	150,000	131,250	150,000	131,250	-
Sign Replacement (Installation)	5060.43770.787.570707	-	-	50,000	50,000	-	50,000	43,750	50,000	43,750	-
Total:		-	-	200,000	200,000	-	200,000	175,000	200,000	175,000	-

**Village of Oak Park
Capital Improvement Fund Project Sheet
2023 - 2027**

Project: **Resurfacing of Various Streets and Parking Lots**

Priority Code: **A**

Category: **Infrastructure Improvements**



Description:

This annual project consists of resurfacing and reconstructing local streets and resurfacing Village owned on-street and off-street parking lots.

Justification:

Local streets should be resurfaced every 15-20 years to maintain the deeper layers of asphalt, concrete or stone bases. Streets already deteriorated need to be reconstructed with deeper layers of asphalt or new base courses to restore their structural integrity. Staff will pursue grant opportunities for installing permeable pavement on deteriorated roads marked for reconstruction in alignment with Climate Action Goal GI03 to invest in green infrastructure and reduce the number of impervious surfaces in the Village.

Current Status:

The FY2020 Budget was reduced from \$1,000,000 to \$250,000 for local street resurfacing plus funds to close out prior years' projects and the FY2021 Budget was reduced to only include CDBG funds for local street resurfacing plus funds to close out prior years' projects due to COVID. The 2022 project includes using \$1.75M in State DCEO grant funds. The Village will front the costs and be reimbursed by the State. Projects on this sheet do not include the use of sustainable materials beyond what is typically used for these types of projects. Should the Village Board direct the use of additional sustainable materials, costs for these items are proposed to be funded using the Sustainability Fund.

Funding Sources	Account Number	Actuals		Budget	Budget	Estimate	Recommended Budget				
		FY 2020	FY 2021	FY 2022	FY2022	FY 2022	FY2023	FY 2024	FY 2025	FY 2026	FY 2027
CDBG Grant Revenue	2083.46201.101.431400	93,419	374,880	400,000	576,500	576,500	384,843	400,000	400,000	400,000	400,000
5040 Fund Revenues	5040.43730.101.444401	-	-	208,887	208,887	208,887	-	-	-	-	-
5060 Fund Revenues	5060.43770.101.422481	-	-	86,300	86,300	86,300	-	-	-	-	-
Main Capital Fund Revenues	Various	82,254	60,240	1,882,000	2,786,931	2,786,931	2,220,000	2,424,000	2,424,000	2,424,000	2,424,000
State DCEO Grant Revenue	3095.43780.101.431400	-	-	1,652,000	1,652,000	1,750,000	-	-	-	-	-
Grant Revenues (Reimbursement State Funded Project 2014)		-	-	-	-	60,000	-	-	-	-	-
Total:		175,673	435,120	4,229,187	5,310,618	5,468,618	2,604,843	2,824,000	2,824,000	2,824,000	2,824,000

Expenditures

Construction (CDBG)	2083.46201.668.583651	93,419	374,880	400,000	576,500	576,500	384,843	400,000	400,000	400,000	400,000
Surveying	3095.43780.101.570706	-	-	40,000	40,000	40,000	40,000	40,000	40,000	40,000	40,000
Construction Engineering	3095.43780.101.570706	-	24,964	-	-	-	-	-	-	-	-
Design	3095.43780.101.570951	-	-	190,000	190,000	124,000	-	192,000	192,000	192,000	192,000
Construction Engineering	3095.43780.101.570951	-	-	152,000	152,000	127,110	180,000	192,000	192,000	192,000	192,000
Construction (Resurfacing)	3095.43780.101.570951	82,254	35,276	1,500,000	2,404,931	2,495,821	2,000,000	2,000,000	2,000,000	2,000,000	2,000,000
Construction (Water Main)	5040.43730.777.570707	-	-	208,887	208,887	208,887	-	-	-	-	-
Construction (Parking Lots)	5060.43770.787.570707	-	-	86,300	86,300	86,300	-	-	-	-	-
Total:		175,673	435,120	2,577,187	3,658,618	3,658,618	2,604,843	2,824,000	2,824,000	2,824,000	2,824,000

**Village of Oak Park
Parking Fund Capital Project Sheet
2023 - 2027**

Project: Revenue Control System Priority Code: B Category: Building Improvements



Description:

The Village has three parking garages that operate with an automated revenue control system. License plate recognition (LPR) technology is one aspect of this system, allowing vehicles to enter and exit without having to scan or enter a ticket.

Justification:

License Plate Recognition vastly improves customer service by allowing individuals who have prepaid for hourly or monthly parking to exit the garage without scanning their ticket or QR code at the gate.

Current Status:

The Avenue and Holley Court Parking Garages now have a fully-functional Revenue Control System, including License Plate Recognition (LPR) Software and nesting for employee discount cards on the roof levels installed in 2017. LPR was installed at Lake & Forest garage in 2019. Due to the configuration of the entrances at Holley Court garage, the LPR technology is sometimes adversely affected by the sunlight and shadows at certain times of day. To mitigate this problem, staff would like to make minor modifications to the entrance/exit canopies in FY 2023.

Funding Sources	Account Number	Actual FY2020	Actual FY 2021	Budget FY2022	Amended Budget FY2022	Year End Estimate FY2022	Budget FY 2023	Budget FY 2024	Budget FY 2025	Budget FY 2026	Budget FY 2027
Parking Operating Revenues	Various	-	-	-	-	-	50,000	-	-	-	-
Total:		-	-	-	-	-	50,000	-	-	-	-

Expenditures

Lic. Plate Software & Control Gates	5060.43770.788.570707	-	-	-	-	-	50,000	-	-	-	-
Total:		-	-	-	-	-	50,000	-	-	-	-

**Village of Oak Park
Parking Fund Capital Project Sheet
2023 - 2027**

Project: Parking Maintenance Vehicle Replacement

Priority Code: F

Category: Machinery and Equipment



Description:
Replacement of Parking and Mobility Services Division vehicles.

Justification:
Vehicles are used for meter change collections and maintenance. Regular replacement will keep repair costs down and employees on the street. Vehicles are used for extended periods of time providing maintenance and repairs to the multiple parking locations around the village. The vehicles are run in constant stop and go as well as having excessive idle times to operate the attachments required for the various jobs required of these positions. Staff will evaluate the feasibility and opportunity to transition to full electric vehicles for every purchase. Staff will present the Board with the possible option and cost in alignment with the Village Climate Ready Oak Park Plan Goal: TS01 - Reduce Vehicle Emissions.

Current Status:
Replacement schedule:
2023 - No vehicles scheduled for replacement
2024 - 2014 Ford van (\$36,000) NEW
2025 - No vehicles scheduled for replacement
2026 - No vehicles scheduled for replacement
2027 - 2017 Ford van (\$40,000)

Funding Sources	Account Number	Actual FY2020	Actual FY 2021	Budget FY2022	Amended Budget FY2022	Year End Estimate FY2022	Budget FY 2023	Budget FY 2024	Budget FY 2025	Budget FY 2026	Budget FY 2027
Parking Operating Revenues	Various	-	-	33,000	33,000	29,000	-	36,000	-	-	40,000
Total:		-	-	33,000	33,000	29,000	-	36,000	-	-	40,000
Expenditures											
Vehicle Replacement	5060.43770.786.570750	-	-	33,000	33,000	29,000	-	36,000	-	-	40,000
Total:		-	-	33,000	33,000	29,000	-	36,000	-	-	40,000

**Village of Oak Park
Fleet Replacement Fund
2023 - 2027**

Project: Public Works Vehicle Replacement

Priority Code: F

Category: Machinery and Equipment



Description:

Replacement or rebuilding of Public Works Department vehicles. This category does not include Public Works vehicles assigned to the Water & Sewer Division or Environmental Services Division.

Justification:

Equipment and vehicles that are past their cost effective lives and have exceeded the evaluation criteria for retention are a financial burden on the Village of Oak Park. The Department is proposing to rebuild vehicles, where cost effective, and wear has not been detrimental to the chassis or engine. As more services are being brought in house equipment will be used more than in the past. Newer equipment will help keep downtime to a minimum. Staff will evaluate the feasibility and opportunity to transition to full electric vehicles for every purchase. Staff will present the Board with the possible option and cost in alignment with the Village Climate Ready Oak Park Plan Goal: TS01 - Reduce Vehicle Emissions.

Current Status:

Replacement Schedule:
2023 - 2000&2015 Two Admin vehicles (\$36,000 each), 2005 P/U w/plow (\$52,000), 1998&2000 Two One ton trucks w/plows (\$150,000 each), 2005 Sidewalk tractor (\$170,000), 2001 Large Dump truck rebuild w/plow (\$180,000), 2004 Street Sweeper. *Note: Bucket truck ordered in 2022 with expected 2023 delivery. Cost was \$111,674 budgeting for possible surcharges up to 10% due to increased costs of manufacturing and transport. (\$122,841)*
2024 - 2016&2017 Three Admin vehicles (\$36,000 each), 2008 P/U w/plow (\$54,000), NEW: Snow melter trailer (\$100,000 from PW \$100,000 from Parking Services), Three Updated spreader boxes for tandem axle trucks (\$45,000 each), 2002 Asphalt truck (\$275,000), 2005 Small loader (\$90,000), 2004 Street Sweeper
2025 - 2017 Admin vehicle (\$38,000), 2005 Single axle dump truck w/chipper box w/plow, (\$190,000), 2005 Front end loader (\$300,000), 2005 Tandem axle dump truck w/plow (\$250,000), 1982 Air compressor trailer (\$30,000), 2004 Street Sweeper
2026 - 2002 Semi Road Tractor (\$250,000), 2016 P/U w/Plow (\$60,000), 2005 Small loader (\$95,000), 2005 Front End Loader (\$350,000)
2027 - 2003 Service truck (\$70,000), 2000 Large Aerial truck (\$300,000), 2005 Tree stumper (\$50,000), 2016 One ton truck w/plow (\$170,000), 2016 Multi purpose tractor (\$95,000), 2015 P/U w/plow (\$56,000), 1999 Portable air compressor (\$35,000), 2005 Hot patch trailer (\$45,000)

Funding Sources	Account Number	Actuals		Budget		Estimate	Recommended Project Budget				
		FY2020	FY2021	FY 2022	FY 2022	FY 2022	FY 2023	FY 2024	FY 2025	FY 2026	FY 2027
		Amended Year End									
Interfund Transfer CIP #3095	3032.41300.101.491495	129,757	-	454,000	454,000	318,358	896,841	762,000	808,000	755,000	821,000
Parking Operating Revenues	Various	-	-	-	-	-	-	100,000	-	-	-
Disposal proceeds	3032.43900.858.570750	(13,100)	(16,850)	-	-	-	-	-	-	-	-
	Total:	116,657	(16,850)	454,000	454,000	318,358	896,841	862,000	808,000	755,000	821,000
NONE											
Expenditures											
Vehicle Purchase	3032.43900.858.570750	129,757	-	454,000	454,000	266,700	896,841	762,000	808,000	755,000	821,000
Vehicle Replacement	5060.43770.786.570750	-	-	-	-	-	-	100,000	-	-	-
Disposal proceeds		(13,100)	(16,850)	-	-	-	-	-	-	-	-
	Total:	116,657	(16,850)	454,000	454,000	266,700	896,841	862,000	808,000	755,000	821,000

**Village of Oak Park
Parking Fund Capital Project Sheet
2023 - 2027**

Project: Emergency Generators for Parking Structures Priority Code: A Category: Building Improvements



Description:
Power failures at the parking structures cause disruptions to operations and also present possible life safety issues.

Justification:
Improve operations and safety and avoid disruptions to parking structure operations.

Current Status:
Modifications to the existing emergency generator at Holley Court were originally planned to occur in 2021. Modifications and/or installation of a new generator at The Avenue parking structure was originally planned for 2023. This work was deferred and staff is in the process of re-evaluating the emergency power needs of these two facilities.

Funding Sources	Account Number	Actual FY2020	Actual FY 2021	Amended Budget FY2022	Year End Estimate FY2022	Budget FY 2023	Budget FY 2024	Budget FY 2025	Budget FY 2026	Budget FY 2027
Parking Operating Revenue	Various	-	-	-	-	50,000	-	-	-	-
Total:		-	-	-	-	-	-	-	-	-
Expenditures										
Property Repair	5060.43770.783.570707	-	-	-	-	-	-	-	-	-
Property Repair	5060.43770.784.570707	-	-	-	-	25,000	-	-	-	-
Property Repair	5060.43770.788.570707	-	-	-	-	25,000	-	-	-	-
Total:		-	-	-	-	50,000	-	-	-	-

ENVIRONMENTAL SERVICES FUND #3055

Fund Summary

The Environmental Services Fund supports the Village's solid waste collection, recycling, and composting as well as the fall leaf collection and Keep Oak Park Beautification programs.

ENVIRONMENTAL SERVICES FUND #3055 OPERATING BUDGET SUMMARY

	2020	2021	2022	Amended 2022	2022	2023
	<u>Actual</u>	<u>Actual</u>	<u>Budget</u>	<u>Budgeted</u>	<u>Y/E Estimate</u>	<u>Budget</u>
Charges for Services	4,534,862	4,696,300	4,415,000	4,415,000	4,515,000	4,770,000
Other	-	-	-	-	-	-
Total Revenue	<u>4,534,862</u>	<u>4,696,300</u>	<u>4,415,000</u>	<u>4,415,000</u>	<u>4,515,000</u>	<u>4,770,000</u>
Personal Services	256,286	260,614	267,015	267,015	259,550	333,400
Fringe Benefits	116,559	50,217	91,509	91,509	89,380	128,367
Materials & Supplies	6,082	8,379	11,850	11,850	7,550	26,750
Contractual Services	3,226,813	3,221,317	3,517,435	3,517,435	3,516,350	3,707,000
Capital Outlay	-	-	-	-	-	-
Other/Misc.	1,000	2,000	-	-	-	-
Transfers Out	<u>437,000</u>	<u>507,000</u>	<u>507,000</u>	<u>507,000</u>	<u>507,000</u>	<u>500,000</u>
Total Expenditures	<u>4,043,740</u>	<u>4,049,527</u>	<u>4,394,809</u>	<u>4,394,809</u>	<u>4,379,830</u>	<u>4,695,517</u>
Net Surplus (Deficit)	<u>491,122</u>	<u>646,773</u>	<u>20,191</u>	<u>20,191</u>	<u>135,170</u>	<u>74,483</u>
Beginning Audited Cash Balance 1/1/22					1,809,285	
2022 Projected Surplus (Deficit)					<u>135,170</u>	
Ending Projected Cash Balance 12/31/22					<u>1,944,455</u>	
Estimated Cash Balance 1/1/23						1,944,455
2023 Budgeted Surplus (Deficit)						<u>74,483</u>
Ending Estimated Cash Balance 12/31/23						<u>2,018,938</u>

**Village of Oak Park
Environmental Services Fund Summary
2023 - 2027**

Environmental Services Fund (5055)		Fund	Dept	Prgm	Account	Priority Code	Actuals		Budget	Amended Budget	Year End Estimate	Recommended Budget				
Project	Additional Description						FY 2020	FY 2021	FY 2022	FY 2022	FY 2022	FY 2023	FY 2024	FY 2025	FY 2026	FY 2027
Environmental Services Vehicles	Environmental Services	5055	43760	797	570750	F	-	-	-	-	-	-	36,000	-	-	56,000
Subtotal							-	-	-	-	-	-	36,000	-	-	56,000

Priority Scale
A = Essential and Immediate Need
B = Essential, but may be delayed
C = Optional but beneficial to the Village through increased productivity, safety, etc.
D = Optional but beneficial to the Village in social, cultural or aesthetic ways
F = Future project, no 2023 expenditures
N/A = Project complete, no 2023 or future expenditures

Village of Oak Park
 Fleet Replacement Fund
 2023 - 2027

Project:

Environmental Services Vehicle Replacement

Priority Code:

F

Category:

Machinery and Equipment



Description:

Planned replacement of Environmental Services vehicles.

Justification:

Admin vehicle is used for general transportation and training seminars. Pick up is used to police village and remove fly dumping items. Vehicle also transports totes as well as items used for special events and assists in snow removal. Staff will evaluate the feasibility and opportunity to transition to full electric vehicles for every purchase. Staff will present the Board with the possible option and cost in alignment with the Village Climate Ready Oak Park Plan Goal: TS01 - Reduce Vehicle Emissions.

Current Status:

Replacement Schedule:

- 2023 - None
- 2024 - One Hybrid sedan admin vehicle. (\$36,000)
- 2025 - None
- 2026 - None
- 2027 - One P/U w/plow. (\$56,000)

Funding Sources	Account Number	Actuals		Budget		Amended	Year End	Recommended Project Budget				
		FY2020	FY2021	FY 2022	FY 2022	Budget	Estimate	FY 2023	FY 2024	FY 2025	FY 2026	FY 2027
Interfund Transfer CIP #3095	5055.43760.101.444453	-	-	-	-	-	-	-	36,000	-	-	56,000
Total:		-	-	-	-	-	-	-	36,000	-	-	56,000
Expenditures												
Vehicles	5055.43760.797.570750	-	-	-	-	-	-	-	36,000	-	-	56,000
Total:		-	-	-	-	-	-	-	36,000	-	-	56,000

Water & Sewer Fund #5040

Fund Summary

The Department of Public Works is responsible for the oversight and management of the Public Works portion of this Fund through its Water & Sewer Division. In FY 2013, the Village Board approved the collapse of the Water and Sewer Funds into a single fund.

Water Services – Public Works is responsible for the delivery of safe, potable water to residents and businesses within the Village and for fire suppression. Purchased directly from the City of Chicago, water is stored in several sites throughout the Village and pumped through 105 miles of water mains. Personnel and contractors supported by this fund are responsible for the emergency replacement of broken mains as well as repair and exercising of system water valves and fire hydrants, repair and replacement of water meters and pumping equipment. The division also responds to requests for locating underground water facilities via the one call system Joint Utility Locating Information for Excavators (JULIE). Revenues for the Water Fund are generated through the users of the water system through quarterly metering. Rates are determined based on the charges from the City of Chicago for the delivery of water and the Village’s expenses and programming.

Sewer Services – Village sewage is transported to the interceptor sewers of the Metropolitan Water Reclamation District of Greater Chicago (MWDGC) where it is eventually treated and discharged into the receiving streams. Revenues for the Sewer fund are generated through the users of the water system as a portion of the utility charges. The Village does not pay the MWDGC for discharging to their sewers. Property owners are assessed on their property tax bill for this service. Although the current focus is on the actual infrastructure improvements it is not possible to have a valid conversation about the fund’s ability to pay for the costs of projects without also discussing the other expenses of the fund. Below is a revenue and expense table that illustrates the overall fund finances.

	2020	2021	2022	Amended 2022	2022	2023
	<u>Actual</u>	<u>Actual</u>	<u>Budget</u>	<u>Budgeted</u>	<u>Y/E Estimate</u>	<u>Budget</u>
Utility Sales	18,819,243	19,376,143	17,300,000	17,300,000	17,600,000	18,000,000
Miscellaneous Revenue	(43,565)	41,135	2,000	2,000	2,000	2,000
Scrap Revenue	79	2,676	1,000	1,000	1,000	1,000
Recovered Damages	-	-	1,000	1,000	1,000	1,000
Meter Charges	77,850	115,967	65,000	65,000	65,000	65,000
Grants	-	500,000	375,000	375,000	500,000	-
Penalty Charges	39,614	80,640	125,000	125,000	125,000	125,000
Transfers in	-	-	-	-	-	-
Total Revenue	<u>18,893,221</u>	<u>20,116,561</u>	<u>17,869,000</u>	<u>17,869,000</u>	<u>18,294,000</u>	<u>18,194,000</u>
Personal Services	853,541	995,806	1,235,873	1,235,873	1,246,000	1,262,011
Fringe Benefits	317,597	358,557	411,704	411,704	418,203	432,073
Materials & Supplies	184,700	229,275	236,900	262,900	279,500	285,200
Contractual Services	9,079,495	8,134,276	9,303,250	9,373,409	8,860,259	9,636,750
Capital Outlay	1,913,539	2,154,841	9,527,500	11,854,289	10,410,096	11,823,780
Debt Service	177,633	164,088	1,073,660	1,073,660	1,073,660	879,118
Transfers Out	670,000	670,000	670,000	670,000	670,000	600,000
Total Expenditures	<u>13,196,505</u>	<u>12,706,843</u>	<u>22,458,887</u>	<u>24,881,835</u>	<u>22,957,718</u>	<u>24,918,932</u>
Net Surplus (Deficit)	<u>5,696,716</u>	<u>7,409,718</u>	<u>(4,589,887)</u>	<u>(7,012,835)</u>	<u>(4,663,718)</u>	<u>(6,724,932)</u>
Beginning Audited Cash Balance 1/1/22					14,380,771	
2022 Projected Surplus (Deficit)					<u>(4,663,718)</u>	
Ending Projected Cash Balance 12/31/22					<u>9,717,053</u>	
Estimated Cash Balance 1/1/23						9,717,053
2023 Budgeted Surplus (Deficit)						<u>(6,724,932)</u>
Ending Estimated Cash Balance 12/31/23						<u>2,992,121</u>

**Village of Oak Park
Water & Sewer Capital Outlay Summary
2023 - 2027**

Water & Sewer Fund (5040)						Priority	Actuals		Budget	Amended Budget	Year End Estimate	Recommended Budget				
Project (*Indicates New Project for 2023)	Additional Description	Fund	Dept	Prgm	Account	Code	FY 2020	FY 2021	FY 2022	FY 2022	FY 2022	FY 2023	FY 2024	FY 2025	FY 2026	FY 2027
Advanced Metering Infrastructure (AMI)- Software*	Capital Improvements	5040	43730	777	570711	A	-	-	55,000	55,000	-	55,000	-	-	-	-
Advanced Metering Infrastructure (AMI)- Construction*	Capital Improvements	5040	43730	777	570707	A	-	-	225,000	225,000	-	50,000	-	-	-	-
Austin Blvd. Resurfacing	Capital Improvements	5040	43730	777	570707	A	818,286	-	-	-	-	-	100,000	-	-	-
Austin Blvd. Resurfacing	Capital Improvements	5040	43750	781	570707	A	513,750	-	-	-	-	-	1,500,000	-	-	-
Central Pumping Sta. VFD Repl.	Capital Improvements	5040	43730	776	570707	A	-	-	755,000	789,742	777,142	355,000	-	-	-	-
Central Reservoir Air Gap	Capital Improvements	5040	43730	776	570707	F	-	-	-	-	-	-	-	50,000	200,000	-
Division Street Resurfacing (Sewer Main)*	Capital Improvements	5040	43750	781	570707	B	-	-	-	-	-	1,025,000	-	-	-	-
Division Street Resurfacing (Water Main)*	Capital Improvements	5040	43730	777	570707	B	-	-	-	-	-	750,000	-	-	-	-
Flood Mitigation Improvements- LeMoyn	Capital Improvements	5040	43750	781	570707	A	7,980	454,405	860,000	1,293,152	1,385,792	-	-	-	-	-
Flood Mitigation Improvements- General	Capital Improvements	5040	43750	781	570707	F	-	-	-	-	-	-	1,400,000	9,600,000	5,750,000	-
Lake St. Streetscaping and Resurf. (Water)	Capital Improvements	5040	43730	777	570707	N/A	848,503	-	-	-	-	-	-	-	-	-
Lake St. Streetscaping and Resurf. (Sewer)	Capital Improvements	5040	43730	781	570707	N/A	1,421,962	-	-	-	-	-	-	-	-	-
Lead Water Service Replacement Program- Private*	Capital Improvements	5040	43730	777	570707	A	-	-	-	-	-	-	-	-	-	-
Lead Water Service Replacement Program- Public*	Capital Improvements	5040	43730	777	570707	A	147,868	191,743	200,000	200,000	200,000	200,000	200,000	200,000	200,000	2,000,000
Madison Redevelopment & Streetscape (Water Main)	Capital Improvements	5040	43730	777	570707	A	6,270	-	1,100,000	1,100,000	200,000	900,000	-	-	-	-
Manhole/Catch Basin Rehabilitation*	Capital Improvements	5040	43750	781	570707	A	-	-	100,000	100,000	100,000	100,000	100,000	100,000	100,000	100,000
North Marion Streetscape (Water)	Capital Improvements	5040	43750	781	570707	F	-	-	-	-	-	100,000	-	-	-	-
Oak Park Ave. Streetscaping and Resurf. (Sewer)	Capital Improvements	5040	43750	781	570707	A	-	1,952,266	7,500	19,429	18,862	-	4,850,000	-	-	-
Oak Park Ave. Streetscaping and Resurf. (Water)	Capital Improvements	5040	43730	777	570707	A	-	2,757,953	-	483,170	357,945	-	1,400,000	-	-	-
Permanent Generators at No. & So.Sta.	Capital Improvements	5040	43730	776	570707	A	-	-	-	-	-	60,000	300,000	300,000	-	-
RainReady Grant Program	Capital Improvements	5040	43750	781	570707	D	29,720	44,756	90,000	90,000	-	90,000	90,000	90,000	90,000	90,000
Security Improvements at Pumping Stations	Capital Improvements	5040	43730	776	570707	F	15,883	11,815	-	-	-	-	-	-	35,000	-
Sewer Backup Protection Program	Capital Improvements	5040	43750	781	570707	D	136,453	110,558	200,000	200,000	200,000	200,000	200,000	200,000	200,000	200,000
South Pumping Station Overflow	Capital Improvements	5040	43730	776	570707	F	-	-	-	-	-	-	90,000	-	-	-
Water & Sewer Division Equipment	Equipment	5040	43730	776	570710	A	5,698	-	15,000	15,000	15,000	15,000	10,000	10,000	10,000	10,000
Water & Sewer Division Equipment	Equipment	5040	43730	777	570710	A	2,485	-	7,500	7,500	7,500	10,000	7,500	7,500	7,500	7,500
Water & Sewer Division Equipment	Equipment	5040	43750	781	570710	A	199	-	7,500	7,500	7,500	10,000	7,500	7,500	7,500	7,500
Water and Sewer Main Improvements- General (Water)	Capital Improvements	5040	43730	777	570707	A	-	-	-	-	-	150,000	2,050,000	2,050,000	2,050,000	2,050,000
Water and Sewer Main Improvements- General (Sewer)	Capital Improvements	5040	43750	781	570707	A	-	-	-	-	-	150,000	2,050,000	2,050,000	2,050,000	2,050,000
Water and Sewer Main Improvements- Augusta (Water)	Capital Improvements	5040	43730	777	570707	A	-	-	140,000	140,000	107,000	1,310,000	-	-	-	-
Water and Sewer Main Improvements- Augusta (Water)	Capital Improvements	5040	43750	781	570707	A	-	-	15,000	15,000	15,000	600,000	-	-	-	-
Water and Sewer Main Improvements- Lenox (Water)	Capital Improvements	5040	43730	777	570707	A	-	3,150	850,000	900,000	904,566	-	-	-	-	-
Water and Sewer Main Improvements- Euclid (Water)	Capital Improvements	5040	43730	777	570707	A	-	-	60,000	60,000	45,000	1,650,000	-	-	-	-
Water and Sewer Main Improvements- Kenilworth (Water)	Capital Improvements	5040	43750	781	570707	A	-	3,150	850,000	900,000	554,370	-	-	-	-	-
Water and Sewer Main Improvements- South Blvd (Water)	Capital Improvements	5040	43750	781	570707	A	-	-	50,000	50,000	51,000	750,000	-	-	-	-
Water and Sewer Main Improvements- South Blvd (Water)	Capital Improvements	5040	43730	777	570707	A	-	-	50,000	50,000	38,000	1,750,000	-	-	-	-
Water and Sewer Main Improvements- Thomas (Water)	Capital Improvements	5040	43750	781	570707	A	-	3,150	900,000	950,000	1,384,686	-	-	-	-	-
Water & Sewer Vehicle Replacement (Sewer)	Vehicles	5040	43750	781	570750	A	-	-	-	-	-	397,000	150,000	370,000	300,000	-
Water & Sewer Vehicle Replacement (Water)	Vehicles	5040	43730	777	570750	A	-	-	50,000	50,000	2,500	221,780	350,000	30,000	-	220,000
Water Meter Replacement	Capital Improvements	5040	43730	777	570707	A	32,435	61,198	1,150,000	1,739,673	1,739,673	75,000	75,000	75,000	75,000	75,000
Water Meter Replacement	Capital Improvements	5040	43750	781	570707	A	24,160	61,198	1,150,000	1,150,000	1,739,673	75,000	75,000	75,000	75,000	75,000
Water Distribution Leak Detection	Capital Improvements	5040	43730	777	570707	A	-	-	500,000	500,000	200,000	550,000	550,000	60,000	60,000	60,000
Washington Blvd Resurfacing	Capital Improvements	5040	43730	777	570707	F	-	-	-	-	-	-	-	-	150,000	2,000,000
Water Valve Abandon Austin	Capital Improvements	5040	43730	776	570707	B	-	-	100,000	100,000	-	-	-	-	-	-
Water Valve Replacement Program	Capital Improvements	5040	43730	777	570707	A	115,878	120,539	150,000	150,000	150,000	150,000	150,000	150,000	150,000	150,000
Central Pumping Station PLC Upgrade	Capital Improvements	5040	43730	776	570707	F	-	-	-	-	-	75,000	-	-	-	-
Resurfacing Various Streets	Capital Improvements	5040	43730	777	570707	A	-	-	208,887	208,887	208,887	-	-	-	-	-
Total							4,127,530	5,775,881	9,846,387	11,549,053	10,410,096	11,823,780	15,705,000	15,425,000	11,510,000	9,095,000

Priority Scale

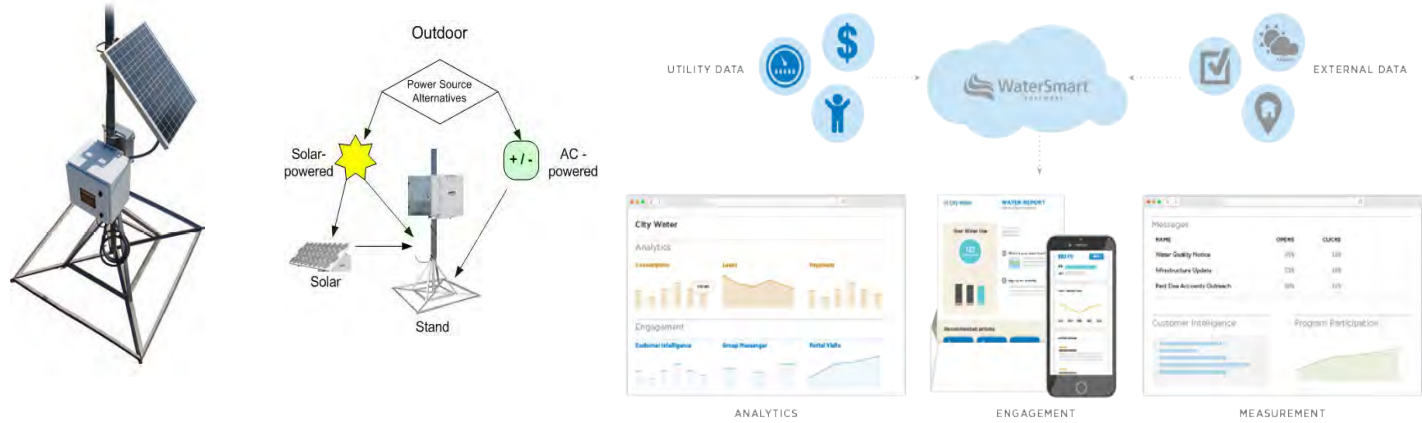
A= Essential and Immediate Need
B= Essential, but may be delayed
C= Optional but beneficial to the Village through increased productivity, safety, etc.
D= Optional but beneficial to the Village in social, cultural or aesthetic ways
F= Future project, no 2023 expenditures
N/A= Project Complete, no 2023 or future expenditures

**Village of Oak Park
Water & Sewer Capital Project Sheet
2023 - 2027**

Project: Advanced Metering Infrastructure (AMI)

Priority Code: A

Category: Machinery and Equipment



Description:
An Advanced Metering Infrastructure (AMI), also known as a Fixed Network, is defined as a metering system that records customer water consumption hourly or more frequently. This network provides for daily or more frequent transmittal of water measurements over a communication network to a central collection point. This project includes the installation of the AMI network (\$275,000) and a customer portal similar to the "Water Smart" Customer Web Portal (\$55,000).

Justification:
Many water utilities are migrating to AMI technology to gain the benefits of the advanced data stream. AMI provides increased customer service regarding water meter performance and near real-time data at the touch of your fingers. Data collection process will be increased by the ability to access Village wide readings from a single location. Reporting will also be improved to assist with management and planning. Customers will also have the ability to personally monitor their water meter and even receive emails due to leaks detected. This Network will allow the Village to see real time water loss or non-revenue water. This project is in alignment with the Village Climate Ready Oak Park Plan Goal: DW03 - Reduce Non-Revenue Water Loss.

Current Status:
Currently in process organizing the logistics with The Village's IT department and proposed to install this network during the final quarter of 2022 and first quarter of 2023. This will be after the completion of the comprehensive water meter changeout program.

Funding Sources	Account Number	Actuals		Budget	Amended Budget	Year End Estimate	Recommended Budget				
		FY2020	FY2021	FY2022	FY2022	FY2022	FY 2023	FY 2024	FY 2025	FY 2026	FY 2027
Water/Sewer Operating Revenues	5040.43730.101.444401	-	-	280,000	280,000	225,000	105,000	-	-	-	-
Total:		-	-	280,000	280,000	225,000	105,000	-	-	-	-
Expenditures											
Construction	5040.43730.777.570707	-	-	225,000	225,000	225,000	50,000	-	-	-	-
Software	5040.43730.777.570711	-	-	55,000	55,000	-	55,000	-	-	-	-
Total:		-	-	280,000	280,000	225,000	105,000	-	-	-	-

**Village of Oak Park
Water & Sewer Capital Project Sheet
2023 - 2027**

Austin Blvd. Resurfacing

Priority Code: A

Category: Infrastructure Improvements



Description:

This project includes the 2019/2020 resurfacing of Austin Boulevard from Lake Street to North Avenue including the Village's water main project from Lake to Chicago along with the 2024 resurfacing of Austin Blvd. from Roosevelt to Lake including sewer replacement primarily south of I-290. Austin Blvd is jointly owned by the City of Chicago and The Village of Oak Park with the Village owning the west half. The City resurfaced Austin from Lake to North Ave in 2019 and 2020 with the Village paying for its share. In 2024 the Village and City plan on resurfacing Austin from Roosevelt to Lake Street using Federal STP funds to pay for 80% of the eligible costs. There is needed sewer replacement primarily from Roosevelt to I-290 to be completed in 2024 along with the disconnection of the emergency water interconnection with the City in coordination with the future resurfacing project.

Justification:

The Village's half of Austin Boulevard from Roosevelt to Lake Street was last resurfaced in 1999 and is in need of resurfacing. The combined sewer mains have been televised and based on their condition several sections of sewers will need to be replaced in conjunction with the resurfacing project, primarily south of I-290. The Village received Federal STP funds to pay for 80% of the costs for the resurfacing project from Roosevelt to Lake in 2024. The Village will be partnering with the City for this resurfacing project so the entire roadway width can be resurfaced at one time.

Current Status:

The Village received Federal STP funds for the resurfacing of Austin from Roosevelt to Lake St for 2024 (\$984,000 for construction and \$98,400 for construction engineering). The Village and City of Chicago will partner on the resurfacing project in 2024 to resurface the full width of the roadway with the City being the lead agency and overseeing the design and construction. The Village and City will be entering into an IGA for this work in the fall of 2022 to reimburse the City for local costs and to transfer the Federal STP funds for 80% of the costs for eligible items on the Village's side of the street. The Village will design and construct the 2024 sewer project separately from the resurfacing project using local Water & Sewer Funds.

Funding Sources	Account Number	Actuals		Budget	Amended Budget	Year End Estimate	Recommended Budget				
		FY 2020	FY 2021	FY 2022	FY2022	FY 2022	FY2023	FY 2024	FY 2025	FY 2026	FY 2027
Motor Fuel Taxes	2038.41300.101.435480	-	-	-	-	-	-	136,000	-	-	-
FHWA Grant Revenue	3095.43780.101.431400	-	-	-	-	-	-	98,400	-	-	-
Main Capital Fund Revenues	Various	263,263	279,251	125,000	350,000	146,838	62,997	231,600	-	-	-
5040 Fund Revenues	5040.43730.101.444401	1,332,036	-	-	-	-	-	1,600,000	-	-	-
Total:		1,595,299	279,251	125,000	350,000	146,838	62,997	2,066,000	-	-	-

Expenditures

Construction Resurfacing	2038.43780.101.570951	-	-	-	-	-	-	136,000	-	-	-
Surveying	3095.43780.101.570706	-	-	-	-	-	-	-	-	-	-
Environmental	3095.43780.101.530667	-	-	25,000	25,000	-	25,000	-	-	-	-
Design	3095.43780.101.570706	-	-	100,000	100,000	25,000	37,997	-	-	-	-
Construction Management	3095.43780.101.570951	-	-	-	-	-	-	150,000	-	-	-
Construction (Lake to North)	3095.43780.101.570951	263,263	279,251	-	225,000	121,838	-	-	-	-	-
Construction (Lake to Roosevelt)	3095.43780.101.570951	-	-	-	-	-	-	315,864	-	-	-
Construction (water)	5040.43730.777.570707	818,286	-	-	-	-	-	100,000	-	-	-
Construction (sewer)	5040.43750.781.570707	513,750	-	-	-	-	-	1,500,000	-	-	-
Total:		1,595,299	279,251	125,000	350,000	146,838	62,997	2,065,864	-	-	-

**Village of Oak Park
Water & Sewer Capital Project Sheet
2023 - 2027**

Project: **Pumping Station Variable Frequency Drive Replacement**

Priority Code: **A**

Category: **Infrastructure Improvements**



Description:

A Variable Frequency Drive (VFD) is a type of adjustable-speed motor drive used in electro-mechanical drive systems to control AC motor speed and torque by varying motor input frequency and voltage. A VFD reduces energy consumption and energy costs ensuring optimal motor application speed. This project also includes pump replacement and rehabilitation. Work will occur at all three pumping stations. Work will also include replacement of pump mainline check valves.

Justification:

Many fixed-speed motor load applications that supply direct current from AC line power can save energy when they are operated at variable speed by means of VFD. In addition the VFD increases system performance by eliminating pressure surges that can cause damage to the potable water infrastructure, resulting in costly repairs and system downtime. In 2018 staff completed an Energy Study for all three pumping stations which identified a scope of work that will provide a more efficient pumping system.

Current Status:

In 2021 engineering work began on the design for the Central Pumping Station's VFDs and pump replacements. The 2022 Central pump station's VFD & pump replacement project was awarded in August of 2022 and work will occur in the winter due to long lead times and when water demand is low. Design work for the north and south stations will start in 2022 with construction in 2023.

Funding Sources	Account Number	Actuals		Budget	Amended Budget	Year End Estimate	Recommended Budget				
		FY2020	FY2021	FY2022	FY2022	FY2022	FY 2023	FY 2024	FY 2025	FY 2026	FY 2027
Water/Sewer Operating Revenues	5040.43730.101.444401	-	8,759	755,000	789,742	777,142	355,000	-	-	-	-
Total:		-	8,759	755,000	789,742	777,142	355,000	-	-	-	-
Expenditures											
Engineering - Central Pump Station	5040.43730.776.570707	-	8,759	37,500	72,242	74,242	-	-	-	-	-
Engineering - North & South Pump	5040.43730.776.570707	-	-	47,500	47,500	43,900	30,000	-	-	-	-
Construction - Central Pump Sta	5040.43730.776.570707	-	-	670,000	670,000	659,000	-	-	-	-	-
Construction - North & South Pump	5040.43730.776.570707	-	-	-	-	-	325,000	-	-	-	-
Total:		-	8,759	755,000	789,742	777,142	355,000	-	-	-	-

**Village of Oak Park
Water & Sewer Capital Project Sheet
2023 - 2027**

Project: Install Air Gap for West Reservoir Fill Line Priority Code: F Category: Infrastructure Improvements



Description:

The Village of Oak Park receives water from the City of Chicago. This water is stored in four reservoirs. Three reservoirs are filled from a water main that "drops" water that free falls in the reservoir also known as an air gap. Air gaps are considered the best backflow preventer back it does not have any moving parts.

Justification:

The City of Chicago in its new proposed water agreement with the Village of Oak Park has requested that all of our reservoirs be filled via an air gap. Currently, one reservoir, the West Reservoir at the Central Station (circa 1920s) is not filled by an air gap. It is filled by a water main that fills the reservoir about 1/3 of the way above the bottom of the reservoir. In order to comply with the City's request, the reservoir's supply water main would have to be re-routed upward, create an opening at the top of the reservoir for the water to freefall, and a structure would have to be built to house the piping and protect the reservoir's new opening. This project is in alignment with the Village Climate Ready Oak Park Plan Goal: DW03 - Reduce Non-Revenue Water Loss.

Current Status:

New Project

Funding Sources	Account Number	Actuals		Budget	Amended Budget	Year End Estimate	Recommended Budget				
		FY2020	FY2021	FY2022	FY2022	FY2022	FY 2023	FY 2024	FY 2025	FY 2026	FY 2027
Water/Sewer Operating Revenues	5040.43730.101.444401	-	-	-	-	-	-	-	50,000	200,000	-
Total:		-	-	-	-	-	-	-	50,000	200,000	-
Expenditures											
Design (Phase II)	5040.43730.776.570707	-	-	-	-	-	-	-	50,000	-	-
Construction	5040.43730.776.570707	-	-	-	-	-	-	-	-	200,000	-
Total:		-	-	-	-	-	-	-	50,000	200,000	-

**Village of Oak Park
Water & Sewer Capital Project Sheet
2023 - 2027**

Division Street Resurfacing

Priority Code: A

Category: Infrastructure Improvements



Description:

This project includes the resurfacing of Division Street from Harlem Avenue to Austin Blvd. Division Street was last resurfaced in 2007. The Village has programmed the use of State REBUILD Illinois funds (totaling \$3,418,965) for this project. Rebuild funds have been banked for 3 years for this 2023 project. This work will be broken into two construction projects. A separate locally funded water and sewer project which includes sewer lining from Hayes to Humphrey to address structural issues, sewer replacement from Grove Avenue to Oak Park Avenue which was identified as a recommended project in the combined sewer master plan to address basement backups, and a new sewer main west of Ridgeland to replace a deteriorated small diameter pipe. Water main replacement is from East Avenue to Elmwood Avenue to improve fire flows in the area which was identified as a recommended project in the Village's Water System Master Plan Report.

Justification:

Division Street was last resurfaced in 2007 and will be in need of resurfacing by the planned year of 2023. Sewers being replaced are in failing condition.

Current Status:

Design of the two projects is nearly complete and they will be bid in the fall of 2022. Work on the water and sewer project is planned to start in March of 2023 with the resurfacing project planned to start in May of 2023.

Funding Sources	Account Number	Actuals		Budget	Amended Budget	Year End Estimate	Recommended Budget				
		FY 2020	FY 2021	FY 2022	FY2022	FY 2022	FY 2023	FY 2024	FY 2025	FY 2026	FY 2027
REBUILD Illinois IDOT Grant	3040.43780.101.431400	-	-	-	-	-	2,970,000	-	-	-	-
Main Capital Fund Revenues	3095.41300.101.491425	-	-	375,000	375,000	270,942	-	-	-	-	-
5040 Fund Revenues	5040.43730.101.444401	-	-	-	-	-	1,775,000	-	-	-	-
Total:		-	-	375,000	375,000	270,942	4,745,000	-	-	-	-

Expenditures

Environmental & Geotech & Sewer Insp	3095.43780.101.530667	-	-	25,000	25,000	6,000	-	-	-	-	-
Design	3095.43780.101.570706	-	-	350,000	350,000	264,942	-	-	-	-	-
Construction Management	3040.43780.101.570951	-	-	-	-	-	220,000	-	-	-	-
Construction	3040.43780.101.570951	-	-	-	-	-	2,750,000	-	-	-	-
Construction Management (Water)	5040.43730.777.570707	-	-	-	-	-	50,000	-	-	-	-
Construction Management (Sewer)	5040.43750.781.570707	-	-	-	-	-	50,000	-	-	-	-
Construction (Water Main)	5040.43730.777.570707	-	-	-	-	-	700,000	-	-	-	-
Construction (Sewer Main)	5040.43750.781.570707	-	-	-	-	-	975,000	-	-	-	-
Total:		-	-	375,000	375,000	270,942	4,745,000	-	-	-	-

**Village of Oak Park
Water & Sewer Capital Project Sheet
2023 - 2027**

Project: Flood Mitigation Improvements- LeMoyno

Priority Code: N/A

Category: Infrastructure Improvements



Description:

The Village's Combined Sewer System Master Plan Report identifies a number of larger relief sewer projects to improve the performance of the Village's combined sewer system which will reduce the frequency and severity of sewer backups into basements. Relief sewer projects are scored on a benefit-to-cost ratio in order to help prioritize these large improvements. This is the specific project-sheet for the Lemoyne Parkway relief sewer between East Ave and Edmer Ave to relieve undersized sewers on Fair Oaks, Elmwood, Rossell, and Edmer Avenues. The Village was awarded a MWRD grant for \$500,000 for this project.

Justification:

Relief sewer projects for flood mitigation will be included in future budgets especially when their construction can be coordinated with other projects to reduce cost or grant funding can be obtained.

Current Status:

The project was awarded in late fall of 2021. Work was completed in the summer of 2022 per plan. The Village Board approved a change order to the construction contract for revisions to the deep sewer connection and manholes. The Village approved an IGA with MWRD for this grant or \$500,000 in June 2021. The Village will pay for the work and be reimbursed by MWRD.

Funding Sources	Account Number	Actuals		Budget	Amended Budget	Year End Estimate	Recommended Budget				
		FY2020	FY2021	FY2022	FY2022	FY2022	FY 2023	FY 2024	FY 2025	FY 2026	FY 2027
Water/Sewer Operating Revenues	5040.43730.101.444401	7,980	454,405	485,000	918,152	885,792	-	-	-	-	-
MWRD Grant Revenues	5040.43730.101.444401	-	-	375,000	375,000	500,000	-	-	-	-	-
Total:		7,980	454,405	860,000	1,293,152	1,385,792	-	-	-	-	-
Expenditures											
Geotechnical soil Borings	5040.43750.781.570707	7,980	-	-	-	-	-	-	-	-	-
Surveying and Plats	5040.43750.781.570707	-	105	-	-	-	-	-	-	-	-
Structural Design Junction Chamber	5040.43750.781.570707	-	17,450	-	-	-	-	-	-	-	-
Construction Management	5040.43750.781.570707	-	2,775	50,000	117,226	117,866	-	-	-	-	-
Construction	5040.43750.781.570707	-	434,075	810,000	1,175,926	1,267,926	-	-	-	-	-
Total:		7,980	454,405	860,000	1,293,152	1,385,792	-	-	-	-	-

**Village of Oak Park
Water & Sewer Capital Project Sheet
2023 - 2027**

Project: Flood Mitigation Improvements - Northeast Section Priority Code: F Category: Infrastructure Improvements



Description:

The Village's Combined Sewer System Master Plan Report identifies a number of larger relief sewer projects to improve the performance of the Village's combined sewer system which will reduce the frequency and severity of sewer backups into basements. Relief sewer projects are scored on a benefit-to-cost ratio in order to help prioritize these large improvements. The FY 2024-2026 project includes a 72" relief sewer on Lombard Avenue from Erie Street to Greenfield Street to improve the sewer capacity in the north-east part of the Village. The project also includes replacement of the old water main which will be needed with eth construction as well as new water services and rebuilding the roadway from scratch.

Justification:

Relief sewer projects for flood mitigation will be included in future budgets especially when their construction can be coordinated with other projects to reduce cost or grant funding can be obtained. This project is in alignment with the Village Climate Ready Oak Park Plan Goal: GI02DW03 - Installation of Storm Water Best Management Practices.

Current Status:

The project will be designed and managed by consultants.

Funding Sources	Account Number	Actuals		Budget	Amended Budget	Year End Estimate	Recommended Budget				
		FY2020	FY2021	FY2022	FY2022	FY2022	FY 2023	FY 2024	FY 2025	FY 2026	FY 2027
Water/Sewer Operating Revenues	5040.43730.101.444401	-	-	-	-	-	-	1,400,000	9,600,000	5,750,000	-
Total:		-	-	-	-	-	-	1,400,000	9,600,000	5,750,000	-
Expenditures											
Design (Phase II)	5040.43750.781.570707	-	-	-	-	-	-	1,400,000	-	-	-
Construction Management	5040.43750.781.570707	-	-	-	-	-	-	-	800,000	600,000	-
Construction (Water Main)	5040.43730.777.570707	-	-	-	-	-	-	-	1,800,000	900,000	-
Construction (Sewer Main)	5040.43750.781.570707	-	-	-	-	-	-	-	7,000,000	4,250,000	-
Total:		-	-	-	-	-	-	1,400,000	9,600,000	5,750,000	-

**Village of Oak Park
Water & Sewer Capital Project Sheet
2023 - 2027**

Lake Street Streetscaping and Resurfacing

Priority Code: N/A

Category: Infrastructure Improvements



Description:

The Lake Street Streetscape, Resurfacing and Utility Improvement projects were constructed in 2019 & 2020. The Village received \$3M in Federal STP funds for the streetscape project from Harlem to Euclid. The locally funded utility project consisted of water main replacement from Oak Park Avenue to Euclid Avenue, sewer replacement from Grove Avenue to Euclid Avenue and sewer lining in sections from Euclid Avenue to Ridgeland Avenue. The street resurfacing project was from Euclid Avenue to Austin Boulevard and uses local CIP funds and a \$310,000 grant from Cook County. There were advanced contracts for traffic signal and lighting improvements at Albion to coordinate with the development and a separate purchase contract for traffic signal poles due to long lead times. The projects were substantially completed in 2020 and will be closed out with IDOT for the streetscape project over the next couple of years. The Village funded a grant program with DTOF for the Better Lake Street Rewards Program to help with potential loss of business during construction which used \$46,345 of funds.

Justification:

The Greater Downtown Master Plan includes recommendations for streetscape enhancements within these business districts. In early 2015 the Village Board re-established the Lake Street Streetscape Committee to discuss streetscape options for the roadway, sidewalks and underground public utilities on Lake Street as this public infrastructure is nearing the end of its useful service life. The Village received \$3M in Federal Highway STP funds for streetscape construction. The streetscape project was bid by IDOT in January of 2020 and paid up-front by the State with the Village being invoiced for its share. Costs shown for the streetscape project reflect the Village's expenses.

The streetscape project was substantially completion in late fall of 2020 on schedule and will be closed out with IDOT over the next couple of years. The water and sewer project was completed in the spring of 2020. The street resurfacing project was completed in the summer of 2020.

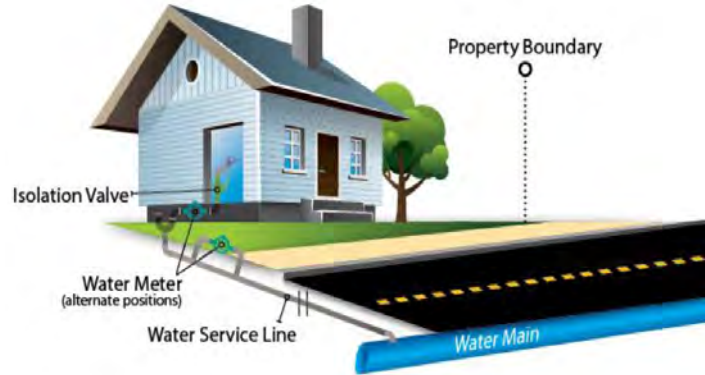
Funding Sources	Account Number	Actuals		Budget		Amended Budget		Year End Estimate		Recommended Budget		
		FY 2020	FY 2021	FY 2022	FY2022	FY 2022	FY2023	FY 2024	FY 2025	FY 2026	FY 2027	
Cook County Grant Revenues	3095.43780.101.531400	155,000	-	-	-	155,000	-	-	-	-	-	-
Main Capital Fund Revenues	Various	-	682,023	-	-	-	-	-	-	-	-	-
Transfer from Debt Service	3095.41300.101.491425	3,266,357	5,080,194	1,153,739	1,716,063	858,909	-	-	-	-	-	-
MFT Revenues	2038.41300.101.461490	-	-	900,000	900,000	900,000	-	-	-	-	-	-
5040 Fund Revenues	5040.43730.101.444401	2,270,465	-	-	-	-	-	-	-	-	-	-
Total:		5,691,822	5,762,217	2,053,739	2,616,063	1,913,909	-	-	-	-	-	-
Expenditures												
Construction Resurfacing	2038.43780.101.570951	-	-	900,000	900,000	900,000	-	-	-	-	-	-
Environmental Testing	3095.43780.101.530667	19,604	-	-	-	-	-	-	-	-	-	-
Right of Way Acquisition Assistance	3095.43780.101.530667	2,338	-	-	-	-	-	-	-	-	-	-
Construction Management	3095.43780.101.530667	20,266	2,207	-	1,029	1,015	-	-	-	-	-	-
Business Reward Program	3095.43780.101.570706	46,345	-	-	-	-	-	-	-	-	-	-
Landscape Design Phase 2	3095.43780.101.570706	2,122	-	-	-	-	-	-	-	-	-	-
Engineering Design (Phase 1-2)	3095.43780.101.570706	4,622	26,301	-	-	339	-	-	-	-	-	-
Construction Management	3095.43780.101.570706	1,300,468	32,764	25,000	42,233	17,233	-	-	-	-	-	-
Construction Street Resurfacing Project	3095.43780.101.570951	1,510,895	168,730	-	-	-	-	-	-	-	-	-
Right of Way Acquisition	3095.43780.101.570959	41,178	-	-	15,322	15,322	-	-	-	-	-	-
Vaulted Sidewalk Repairs	3095.43780.101.570959	4,487	-	-	-	-	-	-	-	-	-	-
Construction Traffic Signal - Lake & Forest	3095.43780.101.570959	21,175	-	-	-	-	-	-	-	-	-	-
Purchase Traffic Signal Poles and Mast Arms	3095.43780.101.570959	278,856	-	-	-	-	-	-	-	-	-	-
Construction Field Office	3095.43780.101.570959	14,001	3,171	-	-	-	-	-	-	-	-	-
Construction Streetscape Project	3095.43780.101.570959	-	5,529,044	1,128,739	1,657,479	825,000	-	-	-	-	-	-
Construction Water Project	5040.43730.777.570707	848,503	-	-	-	-	-	-	-	-	-	-
Construction Sewer Project	5040.43750.781.570707	1,421,962	-	-	-	-	-	-	-	-	-	-
Total:		5,536,822	5,762,217	2,053,739	2,616,063	1,758,909	-	-	-	-	-	-

**Village of Oak Park
Water & Sewer Capital Project Sheet
2023 - 2027**

Project: Lead Water Service Replacement Program Private Side

Priority Code: A

Category: Infrastructure Improvements



Description:

New Illinois Public Act 102-0613 requires communities water suppliers to establish a program to remove lead water services (both public side and private side) from the water system over a period of time. In the Village water system there are approximately 10,000 water services that are either known to be lead or have unknown materials and assumed to be lead.

Justification:

New Public Act 102-0613 is requiring communities water suppliers to submit their plans for a complete lead service line replacement plan by 2027. This project is in alignment with the Village Climate Ready Oak Park Plan Goal: DW06 - Options for LSL replacement for low to moderate income residents.

Current Status:

The Village is currently reviewing ways to address the pending regulations regarding lead water service replacements as well as looking into funding options such as the State's low interest loans. This program is for the development of a program for the private side service using CDBG funds for eligible residents. The average cost of service line replacement on the private side is approximately \$9,000.

Current Service line inventory for 2022 is under way with the Village's meter changeout program. There are approximate 12,500 water service in the Village, approximately 10,000 of those have lead on the private side. Public Act 102-0613 requires the community water supplier to begin replacing Lead water services in 2027 and it requires the Village to complete 300 service per year. As Village policy states right now, the private side service (from the water meter in the house to the shut off valve in the parkway) is paid for by the property owner. If the Village choses to pay for the private side water service in 2027 the cost that would be associated with the required plan by Public Act 102-0613 is as followed; The Village would need to replace 300 services per year for 34 years at an estimated cost of \$9,000 per private side only. Total cost per year for the private side replacement would be \$2,700,000.

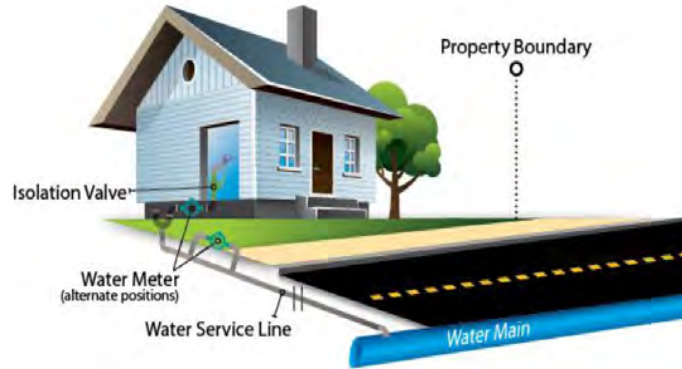
Funding Sources	Account Number	Actuals		Budget	Amended Budget	Year End Estimate	Recommended Budget				
		FY2020	FY2021	FY2022	FY2022	FY2022	FY 2023	FY 2024	FY 2025	FY 2026	FY 2027
CDBG Grant Revenue	2083.46201.101.431400	-	35,323	50,000	50,000	50,000	50,000	50,000	50,000	50,000	50,000
Water/Sewer Operating Revenues	5040.43730.101.444401	-	-	-	-	-	-	-	-	-	-
Total:		-	35,323	50,000	50,000	50,000	50,000	50,000	50,000	50,000	50,000
Expenditures											
Construction (CDBG)	2083.43770.778.583655	-	35,323	50,000	50,000	50,000	50,000	50,000	50,000	50,000	50,000
Construction	5040.43730.777.570707	-	-	-	-	-	-	-	-	-	-
Total:		-	35,323	50,000	50,000	50,000	50,000	50,000	50,000	50,000	50,000

**Village of Oak Park
Water & Sewer Capital Project Sheet
2023 - 2027**

Project: Lead Water Service Replacement Program - Public Side

Priority Code: A

Category: Infrastructure Improvements



Description:

This is an existing program (commonly called the Lead Abatement Program) where the Village works together with single family homeowner's who replace their private side (from the house to the shut off valve in the parkway) of the lead water service line with a new copper pipe. When the homeowner replaces the private side of the line, the Village will then replace the Public side (from the shutoff valve in the parkway to the Village watermain, which is usually in the street) lead water service line. The Village will do this water service line replacement and patch the street at no charge to the property owner. New Illinois Public Act 102-0613 requires communities water suppliers to establish a program to remove lead water services (both public side and private side) from the water system over a period of time. In the Village water system there are approximately 10,000 water services that are either known to be lead or have unknown materials and assumed to be lead.

Justification:

This program has become more popular recently. Over the last six years Public Works Staff averaged replacing between 50- 60 service lines per year. When Village staff is completing this work, while important, they are not addressing other water or sewer system repairs. This project is in alignment with the Village Climate Ready Oak Park Plan Goal: DW03 - Reduce Non-Revenue Water Loss.

Current Status:

This work is currently completed by Village and contractor crews. It is proposed to continue the program where most of this work can be completed by a contractor. The funding below could provide for approximately 30 service line replacements completed by a contractor. Public Act 102-0613 requires the community water supplier to begin replacing Lead water services in 2027. Out of the approximate 10,000 water service that are lead, 6,000 of those have lead on the public side. Law requires the Village to complete 300 service per year. The Village's annual water main replacement averages approximately 100 public side service per year. That will require the program to address an additional 200 public side services in it's program. Average public side service with restorations will average around \$9,000. Final numbers per year would be 200 x \$9,000= \$1,800,000.00per/year plus the additional 30 services that will fall outside the Lead Service line replacement program.

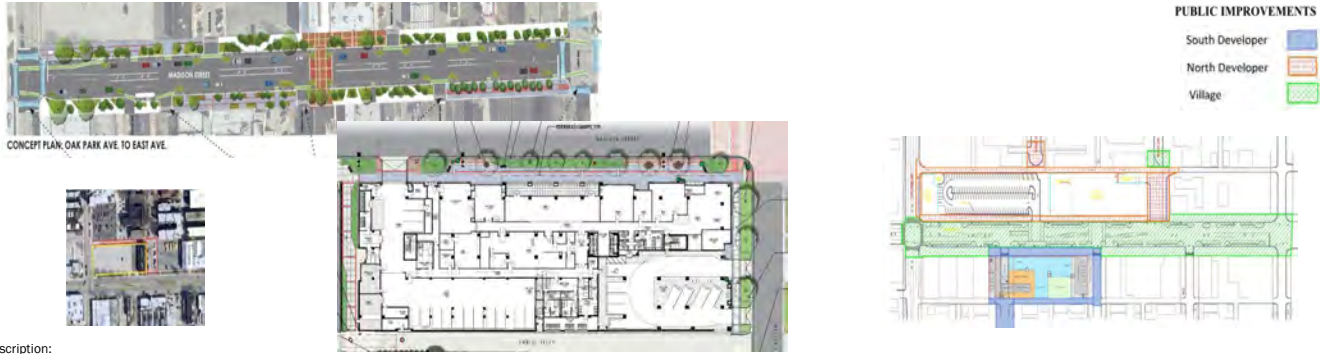
Funding Sources	Account Number	Actuals		Budget	Amended Budget	Year End Estimate	Recommended Budget				
		FY2020	FY2021	FY2022	FY2022	FY2022	FY 2023	FY 2024	FY 2025	FY 2026	FY 2027
Water/Sewer Operating R	5040.43730.101.444401	147,868	191,743	200,000	200,000	200,000	200,000	200,000	200,000	200,000	2,000,000
Total:		147,868	191,743	200,000	200,000	200,000	200,000	200,000	200,000	200,000	2,000,000
Expenditures											
Construction	5040.43730.777.570707	147,868	191,743	200,000	200,000	200,000	200,000	200,000	200,000	200,000	2,000,000
Total:		147,868	191,743	200,000	200,000	200,000	200,000	200,000	200,000	200,000	2,000,000

**Village of Oak Park
Water & Sewer Capital Project Sheet
2023 - 2027**

Project: **Madison Street Redevelopment and Streetscaping**

Priority Code: **A**

Category: **Infrastructure Improvements**



Description:
The Village approved a Redevelopment Agreement in December of 2018 which includes the transfer of Village owned parcels at 700-728 Madison Street and right-of-way, the creation of a Pete's Fresh Market on the north side of Madison Street east of Oak Park Avenue, a senior living center on the south side of Madison, and for street resurfacing, streetscaping, and utility improvements on Madison from Oak Park Avenue to East Avenue. The Village previously completed conceptual streetscape designs and utility improvements that will be used as the basis of the design which will be refined and completed in coordination with the redevelopments' designs. Work includes street resurfacing, street lighting replacement, enhancements to the sidewalk and parkway areas, improved pedestrian crossings, and creating protected bike lanes. Redevelopment activities include utility relocation, environmental remediation, alley replacements, installations of cul de sacs, and miscellaneous site improvements.

Justification:
This project is in alignment with the Village Board's plan for improvement of this corridor. To improve the safety and appearance of the Madison Street business district, encourage development, and replace deteriorating infrastructure.

Current Status:
The Village approved the RDA in December of 2018. The Redico senior living center work was completed in the late summer of 2022. Pete's Fresh Market is currently having utility relocation work occurring with plans to start foundations in the winter for an anticipated opening in the fall of 2023. The Village's streetscape project was awarded in the fall of 2022 with work planned to start in the spring of 2023. Cost for the Village's streetscape project are \$5,250,000. Costs for CIP Streetscape also include \$281,547 for Pete's reimbursement per RDA and \$203, 682 for Redico reimbursement per approved agreement from June 2022.

Funding Sources	Account Number	Actuals		Budget	Amended Budget	Year End Estimate	Recommended Budget				
		FY 2020	FY 2021	FY 2022	FY2022	FY 2022	FY2023	FY 2024	FY 2025	FY 2026	FY 2027
REBUILD Illinois IDOT Grant	3040.43780.101.431400	-	-	-	-	-	450,000	-	-	-	-
TIF Reserves		1,629,384	889,658	1,661,362	1,770,084	1,925,793	-	-	-	-	-
Main Capital Fund Revenues	Various	30,161	-	1,072,000	1,072,000	1,122,812	3,550,000	-	-	-	-
DCEO State Grant Revenue	3095.43780.101.431400	-	-	1,348,000	1,348,000	-	1,250,000	-	-	-	-
5040 Fund Revenues	5040.43730.101.444401	6,270	-	1,100,000	1,100,000	225,000	975,000	-	-	-	-
	Total:	1,665,815	889,658	5,181,362	5,290,084	3,273,605	6,225,000	-	-	-	-
Expenditures											
Streetscape Design	2072.41300.101.570698	32,700	38,223	-	108,722	108,722	-	-	-	-	-
Development Incentives & Environment	2072.41300.101.570698	-	280,753	1,650,000	1,650,000	1,772,701	-	-	-	-	-
Private Utility Relocation (ATT, ComEd, E	2072.41300.101.570698	1,150,075	570,682	-	-	44,370	-	-	-	-	-
Construction (Euclid W&S Relocation)	2072.41300.101.570698	282,272	-	-	-	-	-	-	-	-	-
Construction (Streetscape)	2072.41300.101.570698	-	-	11,362	11,362	-	-	-	-	-	-
Streetscape Design	2072.41300.101.570707	164,337	-	-	-	-	-	-	-	-	-
Construction (Streetscape)-REBUILD	3040.43780.101.570951	-	-	-	-	-	450,000	-	-	-	-
Construction Management (W&S Reloc)	3095.43780.101.530667	18,730	-	-	-	-	-	-	-	-	-
Streetscape Design	3095.43780.101.570706	11,431	-	-	-	62,583	-	-	-	-	-
Construction Management (Streetscape)	3095.43780.101.570959	-	-	320,000	320,000	75,000	350,000	-	-	-	-
Construction (Streetscape)	3095.43780.101.570959	-	-	2,100,000	2,100,000	985,229	3,200,000	-	-	-	-
Construction Management (W&S Reloca	5040.43730.777.570707	6,270	-	-	-	25,000	75,000	-	-	-	-
Construction (Water Main on Madison)	5040.43730.777.570707	-	-	1,100,000	1,100,000	200,000	900,000	-	-	-	-
	Total:	1,665,815	889,658	5,181,362	5,290,084	3,273,605	4,975,000	-	-	-	-

**Village of Oak Park
Water & Sewer Capital Project Sheet
2023 - 2027**

Project: Manhole/Catch Basin Rehabilitation

Priority Code: A

Category: Infrastructure Improvements



Description:

The Village's sewer system includes over 100 miles of combined sewer pipe (storm and sanitary water using the same pipe). The system also includes approximately 2,000 manholes and 6,500 catch basins (also called curb drains). This project would begin an annual rehabilitation program for those manholes or catch basins that are in need of repair.

Justification:

Many of the manholes and catch basins in the system are decades old. Currently, staff is only able to make repairs when a manhole or catch basin has collapsed or failed. This program would allow staff to identify those structures that need repair or replacement and schedule the work prior to failure. This would improve the reliability of the system and manage risk.

Current Status:

This program will begin surveying Manholes & Catch basins and grading their structure's integrity. After completion of surveying , the Village will prioritize and began an annual rehabilitation program.

Funding Sources	Account Number	Actuals		Budget	Amended Budget	Year End Estimate	Recommended Budget				
		FY2020	FY2021	FY2022	FY2022	FY2022	FY 2023	FY 2024	FY 2025	FY 2026	FY 2027
Water/Sewer Operating Revenues	5040.43730.101.444401	-	-	100,000	100,000	100,000	100,000	100,000	100,000	100,000	100,000
Total:		-	-	100,000	100,000	100,000	100,000	100,000	100,000	100,000	100,000
Expenditures											
Construction	5040.43750.781.570707	-	-	100,000	100,000	100,000	100,000	100,000	100,000	100,000	100,000
Total:		-	-	100,000	100,000	100,000	100,000	100,000	100,000	100,000	100,000

**Village of Oak Park
Capital Improvement Fund Project Sheet
2023 - 2027**

Project: North Marion Street Streetscape

Priority Code: B

Category: Infrastructure Improvements



Entry Feature Concept at Marion and Holley Court Garage

Description:

This project consists of installing streetscaping on the block of North Marion Street from Lake Street to Ontario Street to complete the last portion of DTOP along with sewer improvements to improve the capacity and reduce basement backups in portions of DTOP. The proposed scope includes new street and pedestrian lighting with outlets, traditional concrete sidewalks and curbs, asphalt resurfacing, crosswalk enhancements by Holley Court, pedestrian improvements at Ontario, street furniture, and sewer improvements. The scope was reduced to eliminate bluestone north of Holley Court and the bank.

Justification:

The streetscaping work was added to the design of the Lake Street Streetscape project by the Village Board in January of 2016. The construction of this one block was removed from the scope of the Lake Street project by the Village Board in 2017 to reduce the cost of the Lake Street project. Completing the streetscape on this block would complete the streetscape and unify the aesthetics for all of DTOP. Sewer improvements to interconnect two parallel sewers on Marion and extend a sewer south of the alley will improve capacity to buildings in DTOP.

Current Status:

Engineering design was completed in 2022 with the project scheduled to be bid in the fall of 2023 for construction in 2024, pending Board approval.

Funding Sources	Account Number	Actuals		Budget	Amended Budget	Year End Estimate		Recommended Budget			
		FY 2020	FY 2021	FY 2022	FY2022	FY 2022	FY2023	FY 2024	FY 2025	FY 2026	FY 2027
Main Capital Fund Revenues	3095.41300.101.491425	-	-	-	-	24,276	-	1,100,000	-	-	-
5040 Fund Revenues	5040.43730.101.444401	-	-	-	-	-	-	100,000	-	-	-
Total:		-	-	-	-	24,276	-	1,200,000	-	-	-
Expenditures											
Design (Lighting and Electrical)	3095.43780.101.530667	-	-	-	-	24,276	-	-	-	-	-
Construction Management	3095.43780.101.570959	-	-	-	-	-	-	100,000	-	-	-
Construction	3095.43780.101.570959	-	-	-	-	-	-	1,000,000	-	-	-
Construction Sewer	5040.43750.781.570707	-	-	-	-	-	-	100,000	-	-	-
Total:		-	-	-	-	24,276	-	1,200,000	-	-	-

**Village of Oak Park
Water & Sewer Capital Project Sheet
2023 - 2027**

Oak Park Avenue Streetscaping and Resurfacing

Priority Code: **A**

Category: **Infrastructure Improvements**



Description:

This project includes the 2021 resurfacing of Oak Park Avenue from Roosevelt Road to North Avenue including water and sewer work. The Village received federal STP funds for 80% of the costs of the resurfacing project. Future years' budgets include funds for the Oak Park Avenue streetscape and utility improvement project from Randolph to Ontario planned for construction in 2024. The scope of the streetscaping is to be determined, so conceptual level costs have been shown for those improvements which are assumed at \$3.75M. The 2024 streetscape and utility project includes sewer main replacement from Randolph to Ontario and water main replacement from South Blvd to Lake Street.

Justification:

Oak Park Avenue was last paved in 2004 and 2005 and was in need of resurfacing. The streetscape project was originally scheduled for work in 2022 but was deferred due to COVID and to provide a break in construction for the businesses in the Hemingway District.

Current Status:

The 2021 resurfacing and water and sewer project is complete and the Village is waiting for final invoicing from IDOT for the resurfacing project which was completed under budget. The conceptual design of the streetscape project is underway and final concepts and construction cost estimates will be presented to the Village Board prior to starting final design. Construction is planned for 2024.

Funding Sources	Account Number	Actuals		Budget		Amended	Year End	Recommended Budget			
		FY 2020	FY 2021	FY 2022	FY2022	FY 2022	FY2023	FY 2024	FY 2025	FY 2026	FY 2027
MFT Revenues	2038.41300.101.435480	-	-	-	257,542	175,000	-	-	-	-	-
Main Capital Fund Revenues	3095.41300.101.491425	541,443	417,055	170,000	682,160	463,503	975,000	4,100,000	-	-	-
5040 Fund Revenues	5040.43730.101.444401	-	4,710,219	7,500	502,599	376,807	-	6,250,000	-	-	-
Total:		541,443	5,127,274	177,500	1,442,301	1,015,310	975,000	10,350,000	-	-	-

Expenditures

Construction Resurfacing	2038.43780.101.570951	-	-	-	257,542	175,000	-	-	-	-	-
Design (Phase I-II)	3095.43780.101.570706	541,443	-	-	175,759	175,759	275,000	-	-	-	-
Phase II Design Streetscape	3095.43780.101.570706	-	-	-	-	-	700,000	-	-	-	-
Construction Management	3095.43780.101.570706	-	82,257	20,000	307,744	287,744	-	350,000	-	-	-
Construction Resurfacing	3095.43780.101.570951	-	334,798	150,000	198,657	-	-	-	-	-	-
Construction Streetscape	3095.43780.101.570959	-	-	-	-	-	-	3,750,000	-	-	-
Construction Water	5040.43730.777.570707	-	2,482,862	-	483,170	357,945	-	1,250,000	-	-	-
Construction Management- Water	5040.43730.777.570707	-	275,091	-	-	-	-	150,000	-	-	-
Construction Field Office	5040.43750.781.570707	-	11,951	7,500	7,500	6,933	-	-	-	-	-
Construction Management- Sewer	5040.43750.781.570707	-	354,102	-	-	-	-	350,000	-	-	-
Construction Sewer	5040.43750.781.570707	-	1,586,213	-	11,929	11,929	-	4,500,000	-	-	-
Total:		541,443	5,127,274	177,500	1,442,301	1,015,310	975,000	10,350,000	-	-	-

**Village of Oak Park
Water & Sewer Capital Project Sheet
2023 - 2027**

Project: Permanent Generators at North and South Pumping Stations Priority Code: B Category: Building Improvements



Description:
A standby generator is a back-up electrical system that operates automatically. Within seconds of a utility outage an automatic transfer switch senses the power loss, commands the generator to start and then transfers the electrical load to the generator. The standby generator begins supplying power to the circuits. After utility power returns, the automatic transfer switch transfers the electrical load back to the utility and signals the standby generator to shut off. It then returns to standby mode where it awaits the next outage. This project is for the installation of permanent generators at the North and South pumping stations. Work also includes replacing 75 feet of 20" watermain coming out of the North station. The South pumping station will require constructing a steel structure to mount the generator on.

Justification:
The North and South pumping stations currently do not have permanent stand-by generators that would supply power in case of power failure. The Village does own a portable generator but it must be driven to the location and hooked up which could mean significant downtime of the station(s) affected. Stand-by generators at both locations would ensure timely delivery of potable water to residents and the business community during times of widespread power outages. Village staff will investigate the feasibility of battery based backup power and present options to the Village board at the time of award in alignment with the Village Climate Ready Oak Park Plan Goal: GI01 - Onsite renewable energy with battery storage.

Current Status:
Generator design will begin in 2023 and installation we begin in 2024 for the North station and installation will then begin in 2025 for South station.

Funding Sources	Account Number	Actuals		Budget	Amended Budget	Year End Estimate	Recommended Budget				
		FY2020	FY2021	FY2022	FY2022	FY2022	FY 2023	FY 2024	FY 2025	FY 2026	FY 2027
Water/Sewer Operating Revenues	5040.43730.101.444401	-	-	-	-	-	60,000	300,000	300,000	-	-
Total:		-	-	-	-	-		300,000	300,000	-	-
Expenditures											
Design	5040.43730.776.570707						60,000				
Construction	5040.43730.776.570707	-	-	-	-	-		300,000	300,000	-	-
Total:		-	-	-	-	-		300,000	300,000	-	-

**Village of Oak Park
Water & Sewer Capital Project Sheet
2023 - 2027**

Project: RainReady Grant Program

Priority Code: D

Category: Other/Miscellaneous



Description:

The RainReady Grant program promotes and implements projects which reduce storm water runoff and improve water quality on private properties. The grant offers 50% reimbursement up to \$1,300 to homeowners for projects such as rain gardens, permeable pavers, cisterns, de-paving projects, etc. Homeowners pay a \$200 deposit upon entering the RainReady grant program which is refunded upon completion of the work.

Justification:

Most rainfall on urban surfaces such as roofs, driveways, roads, parking lots and patios ends up as storm water runoff. In contrast, rainfall on natural surfaces (e.g., forests and meadows) soaks into the ground where it is filtered and can replenish groundwater, recharge streams and reduce the burden on the sewers. RainReady techniques include rainfall capture and holding, rainfall interception and simulating good, natural drainage through the soil. Staff will be re-evaluating this grant program to lower administrative costs and to look at additional opportunities for alignment with the Climate Action Plan. This project is in alignment with the Village Climate Ready Oak Park Plan Goal: DW02 - Pursue incentives for installation of green infrastructure on private property.

Current Status:

Since late 2016, staff worked with the Center for Neighborhood Technology (CNT) to design and administer this program. Applications are reviewed by the Neighborhood Services Division of the Development Customer Services Department and CNT performs site assessments and recommends projects to homeowners and performs post construction inspections. Applications for new grants stopped in 2020 due to COVID and projects that were already approved at the time were built in 2020 and 2021. No work occurred in 2022 due to lack of a consultant to oversee the grant program. There is currently a waitlist of applicants for the existing program. Staff will be re-evaluating this grant program to lower administrative costs and to look at additional opportunities for alignment with the Climate Action Plan.

Funding Sources	Account Number	Actuals		Budget	Amended Budget	Year End Estimate	Recommended Budget				
		FY2020	FY2021	FY2022	FY2022	FY2022	FY 2023	FY 2024	FY 2025	FY 2026	FY 2027
Water/Sewer Operating Revenues	5040.43730.101.444401	29,720	44,756	84,400	84,400	-	81,600	81,600	81,600	81,600	81,600
Deposits		8,000	-	5,600	5,600	-	8,400	8,400	8,400	8,400	8,400
Total:		37,720	44,756	90,000	90,000	-	90,000	90,000	90,000	90,000	90,000
Expenditures											
Construction Management	5040.43750.781.570707	29,720	23,780	45,000	45,000	-	35,000	35,000	35,000	35,000	35,000
Construction	5040.43750.781.570707	-	20,976	45,000	45,000	-	55,000	55,000	55,000	55,000	55,000
Total:		29,720	44,756	90,000	90,000	-	90,000	90,000	90,000	90,000	90,000

**Village of Oak Park
Water & Sewer Capital Project Sheet
2023 - 2027**

Project: Security Improvements at Pumping Stations

Priority Code: F

Category: Building Improvements



Description:
This project involves upgrading the security at the three water pumping stations.

Justification:
Security improvements are made at the water pumping stations to improve the security from threats to the drinking water.

Current Status:
In 2020 and 2021 a Risk & Resiliency Study and Emergency Response Plan were completed. The report was previously updated in 2003. The reports will need to be updated in 2026. Additional security improvements will be budgeted once they are identified.

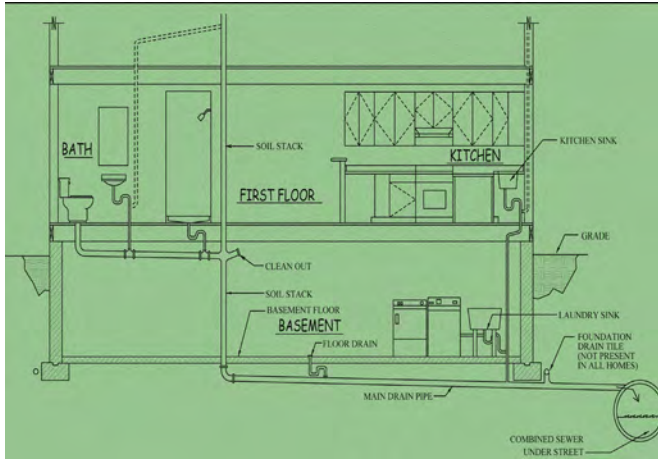
Funding Sources	Account Number	Actuals		Budget	Amended Budget	Year End Estimate	Recommended Budget				
		FY2020	FY2021	FY2022	FY2022	FY2022	FY 2023	FY 2024	FY 2025	FY 2026	FY 2027
Water/Sewer Operating Revenues	5040.43730.101.444401	15,883	11,815	-	-	-	-	-	-	35,000	-
Total:		15,883	11,815	-	-	-	-	-	-	35,000	-
Expenditures											
Engineering	5040.43730.776.570707	15,883	11,815	-	-	-	-	-	-	35,000	-
Total:		15,883	11,815	-	-	-	-	-	-	35,000	-

**Village of Oak Park
Water & Sewer Capital Project Sheet
2023 - 2027**

Project: **Sewer Backup Protection Program**

Priority Code: **D**

Category: **Other/Miscellaneous**



Description:

The Sewer Backup Protection Grant Program was established in 2012 to provide financial assistance to homeowners who desire to protect their home from sewer backup during a heavy rain event. Eligible homeowners may qualify for a Grant of 50% of the total cost of sewer backup prevention improvements, up to a maximum of \$3,500.00, to install either an Overhead Sewer System or a Backflow Prevention Valve System.

Justification:

The program's intent is to offset a portion of the expense that a homeowner will incur to modify the building's plumbing system such that sewage cannot backflow into the building when the Village sewers are full.

Current Status:

This is an ongoing program. Applications are reviewed by the Neighborhood Services Division of the Development Customer Services Department. The number of applicants varies from year to year and typically increases after major storms. To date, over 400 grants have been provided since the beginning of the program. The proposed funding will support approximately 60 grants.

Funding Sources	Account Number	Actuals		Budget	Amended Budget	Year End Estimate	Recommended Budget				
		FY2020	FY2021	FY2022	FY2022	FY2022	FY 2023	FY 2024	FY 2025	FY 2026	FY 2027
Water/Sewer Operating Revenues	5040.43730.101.444401	136,453	110,558	200,000	200,000	200,000	200,000	200,000	200,000	200,000	200,000
	Total:	136,453	110,558	200,000	200,000	200,000	200,000	200,000	200,000	200,000	200,000
Expenditures											
Construction	5040.43750.781.570707	136,453	110,558	200,000	200,000	200,000	200,000	200,000	200,000	200,000	200,000
	Total:	136,453	110,558	200,000	200,000	200,000	200,000	200,000	200,000	200,000	200,000

**Village of Oak Park
Water & Sewer Capital Project Sheet
2023 - 2027**

Project: South Pumping Station Overflow Priority Code: F Category: Reservoir Improvements



Description:

The Village's South Pumping Station is located at 207 Garfield just West of Lombard on Garfield. Village's water reservoir are inspected typical every 5 years per IEPA recommendation. Village's reservoirs were inspected in 2021 with recommendation on structure deterioration on the support braces for the overflow pipe at the south reservoir.

Justification:

Support braces have been deteriorating which causes additional strain the to the concrete wall on which the overflow is attached to. Left without additional support this will cause cracking in the concrete reservoir wall. This can lead to potential leaks.

Current Status:

This is a new Project.

Funding Sources	Account Number	Actuals		Budget	Amended Budget	Year End Estimate	Recommended Budget				
		FY2020	FY2021	FY2022	FY2022	FY2022	FY 2023	FY 2024	FY 2025	FY 2026	FY 2027
Water/Sewer Operating Revenues	5040.43730.101.444401	-	-	-	-	-	-	90,000	-	-	-
Total:		-	-	-	-	-	-	90,000	-	-	-
Expenditures											
Engineering	5040.43730.776.570707	-	-	-	-	-	-	15,000	-	-	-
Construction	5040.43730.776.570707	-	-	-	-	-	-	75,000	-	-	-
Total:		-	-	-	-	-	-	90,000	-	-	-

**Village of Oak Park
Water & Sewer Capital Project Sheet
2023 - 2027**

Project: Water and Sewer Equipment

Priority Code: A

Category: Machinery and Equipment



Description:

Various equipment is purchased for use by the Water and Sewer Division for sewer collection system, watermain distribution and water pumping stations. Equipment purchases include saws, watermain tapping equipment for water service installations, pipe tracing unit and other various equipment needs.

Justification:

Equipment is required for proper maintenance and safety of the Public Works staff. Generally the equipment is replacing old, worn out or obsolete existing equipment. 2023 increase is for Chlorine Analyzers that have become obsolete and can't be serviced anymore. This project is in alignment with the Village Climate Ready Oak Park Plan Goal: DW03 - Reduce Non-Revenue Water Loss.

Current Status:

Purchases are made annually as needed.

Funding Sources	Account Number	Actuals		Budget	Amended Budget	Year End Estimate	Recommended Budget				
		FY2020	FY2021	FY2022	FY2022	FY2022	FY 2023	FY 2024	FY 2025	FY 2026	FY 2027
Water/Sewer Operating Revenues	5040.43730.101.444401	8,382	-	30,000	30,000	30,000	35,000	25,000	25,000	25,000	25,000
Total:		8,382	-	30,000	30,000	30,000	35,000	25,000	25,000	25,000	25,000
Expenditures											
Equipment	5040.43730.776.570710	5,698	-	15,000	15,000	15,000	15,000	10,000	10,000	10,000	10,000
Equipment	5040.43730.777.570710	2,485	-	7,500	7,500	7,500	10,000	7,500	7,500	7,500	7,500
Equipment	5040.43750.781.570710	199	-	7,500	7,500	7,500	10,000	7,500	7,500	7,500	7,500
Total:		8,382	-	30,000	30,000	30,000	35,000	25,000	25,000	25,000	25,000

**Village of Oak Park
Water & Sewer Capital Project Sheet
2023 - 2027**

Project: Water and Sewer Main Improvements - General

Priority Code: A

Category: Infrastructure Improvements



Description:

Replacement or rehabilitation of existing combined sewer mains and services and water mains and services due to deteriorated condition or inadequate capacity. Existing roadways are typically rebuilt at the same time due to the amount of pavement damage caused by trenching. Locations for sewer replacement are determined from sewer inspections and recommendations for replacement from the sewer modeling study. Water main replacement is based off of break history, fire flow modeling and to coordinate with other improvements. The funding also includes surveying and engineering. This is the general project-sheet for the water and sewer improvement projects which shows budgeting for 2024 to 2027 while the current year and next year's projects are shown in specific project-sheets.

Justification:

The water and sewer systems in Oak Park date back to the late 1800's with an average age of around 70 years old for water and 82 years old for sewer. These old systems require continual inspections, rehabilitations and replacements in order to provide reliable service. This project is in alignment with the Village Climate Ready Oak Park Plan Goal: DW03 - Reduce Non-Revenue Water Loss.

Current Status:

Projects are designed and constructed annually. Design for 2024 projects will be done in 2023 using consultants.

Funding Sources	Account Number	Actuals		Budget	Amended Budget	Year End Estimate	Recommended Budget				
		FY2020	FY2021	FY2022	FY2022	FY2022	FY 2023	FY 2024	FY 2025	FY 2026	FY 2027
Water/Sewer Operating Revenues	5040.43730.101.444401	-	-	-	-	-	300,000	4,100,000	4,100,000	4,100,000	4,100,000
Total:		-	-	-	-	-	300,000	4,100,000	4,100,000	4,100,000	4,100,000
Expenditures											
Design & Construction Engineering	5040.43730.777.570707	-	-	-	-	-	150,000	300,000	300,000	300,000	300,000
Design & Construction Engineering	5040.43750.781.570707	-	-	-	-	-	150,000	300,000	300,000	300,000	300,000
Construction	5040.43730.777.570707	-	-	-	-	-	-	1,750,000	1,750,000	1,750,000	1,750,000
Construction	5040.43750.781.570707	-	-	-	-	-	-	1,750,000	1,750,000	1,750,000	1,750,000
Total:		-	-	-	-	-	300,000	4,100,000	4,100,000	4,100,000	4,100,000

**Village of Oak Park
Water & Sewer Capital Project Sheet
2023 - 2027**

Project: Water and Sewer Main Improvements - Augusta

Priority Code: A

Category: Infrastructure Improvements



Description:

This project includes the replacement of the water main on Augusta Boulevard from approximately Lombard to Austin due to multiple water main breaks, as well as spot sewer improvements between Humphrey and Austin and near Hayes and include resurfacing the roadway.

Justification:

The water and sewer systems in Oak Park date back to the late 1800's with an average age of around 70 years old for water and 82 years old for sewer. These old systems require continual inspections, rehabilitations and replacements in order to provide reliable service. This project is in alignment with the Village Climate Ready Oak Park Plan Goal: DW03 - Reduce Non-Revenue Water Loss.

Current Status:

The design of the project is nearly complete and is intended to be bid in the fall of 2022 with construction in 2023.

Funding Sources	Account Number	Actuals		Budget	Amended Budget	Year End Estimate	Recommended Budget				
		FY2020	FY2021	FY2022	FY2022	FY2022	FY 2023	FY 2024	FY 2025	FY 2026	FY 2027
Water/Sewer Operating Revenues	5040.43730.101.444401	-	-	155,000	155,000	122,000	1,910,000	-	-	-	-
Total:		-	-	155,000	155,000	122,000	1,910,000	-	-	-	-

Expenditures											
Design (water)	5040.43730.777.570707	-	-	140,000	140,000	107,000	-	-	-	-	-
Construction & Const. Eng. (water)	5040.43730.777.570707	-	-	-	-	-	1,310,000	-	-	-	-
Design (sewer)	5040.43750.781.570707	-	-	15,000	15,000	15,000	-	-	-	-	
Construction & Const. Eng. (sewer)	5040.43750.781.570707	-	-	-	-	-	600,000	-	-	-	
Total:		-	-	155,000	155,000	122,000	1,910,000	-	-	-	-

**Village of Oak Park
Water & Sewer Capital Project Sheet
2023 - 2027**

Project: Water and Sewer Main Improvements - Euclid

Priority Code: A

Category: Infrastructure Improvements



Description:

This project includes the replacement of the original water mains on Euclid from South Blvd to Lake Street from the late 1880s and minor sewer work to improve capacity of the sewer in the alley south of Lake Street .

Justification:

The water mains on Euclid are original from the late 1880s and are in need of replacement due to breaks and inoperable valves. The roadway is also in need of resurfacing. This project is in alignment with the Village Climate Ready Oak Park Plan Goal: DW03 - Reduce Non-Revenue Water Loss.

Current Status:

The design of the project is nearly complete and is intended to be bid in the fall of 2022 with construction in 2023.

Funding Sources	Account Number	Actuals		Budget	Amended Budget	Year End Estimate	Recommended Budget				
		FY2020	FY2021	FY2022	FY2022	FY2022	FY 2023	FY 2024	FY 2025	FY 2026	FY 2027
Water/Sewer Operating Revenues	5040.43730.101.444401	-	-	60,000	60,000	45,000	1,650,000	-	-	-	-
Total:		-	-	60,000	60,000	45,000	1,650,000	-	-	-	-
Expenditures											
Design	5040.43730.777.570707	-	-	60,000	60,000	45,000	-	-	-	-	-
Construction and Construction Eng	5040.43730.777.570707	-	-	-	-	-	1,650,000	-	-	-	-
Total:		-	-	60,000	60,000	45,000	1,650,000	-	-	-	-

**Village of Oak Park
Water & Sewer Capital Project Sheet
2023 - 2027**

Project: Water and Sewer Main Improvements -Kenilworth

Priority Code: N/A

Category: Infrastructure Improvements



Description:

This project includes the replacement of the deteriorating sewer main on Kenilworth from Lake Street to Ontario due to its failing condition and to improve its capacity and resurfacing the roadway which is in deteriorated condition.

Justification:

The sewer main on Kenilworth was inspected with televising and is in deteriorated condition with multiple failures and needs to be replaced. The roadway is also in need of reconstruction due to its deteriorated condition .

Current Status:

The project was awarded in July of 2022 and is scheduled to be completed in the fall of 2022.

Funding Sources	Account Number	Actuals		Budget	Amended Budget	Year End Estimate	Recommended Budget				
		FY2020	FY2021	FY2022	FY2022	FY2022	FY 2023	FY 2024	FY 2025	FY 2026	FY 2027
CDBG Grant Revenue	2083.46201.101.431400	-	-	-	97,500	86,951	-	-	-	-	-
Water/Sewer Operating Revenues	5040.43730.101.444401	-	3,150	850,000	900,000	554,370	-	-	-	-	-
Total:		-	3,150	850,000	997,500	641,321	-	-	-	-	-

Expenditures											
<hr/>											
Construction (CDBG)	2083.46201.101.583659	-	-	-	97,500	86,951	-	-	-	-	-
Design and Construction Eng.	5040.43750.781.570707	-	3,150	25,000	75,000	61,650	-	-	-	-	-
Construction	5040.43750.781.570707	-	-	825,000	825,000	492,720	-	-	-	-	-
Total:		-	3,150	850,000	997,500	641,321	-	-	-	-	-

**Village of Oak Park
Water & Sewer Capital Project Sheet
2023 - 2027**

Project: Water and Sewer Main Improvements -Lenox

Priority Code: N/A

Category: Infrastructure Improvements



Description:
This project includes the replacement of the deteriorating sewer main on Lenox Street from Elmwood to Ridgeland due to its failing condition and to improve its capacity and resurfacing the roadway which is in deteriorated condition.

Justification:
The sewer main on Lenox was inspected with televising and is in deteriorated condition with multiple failures and needs to be replaced. The sewer is also undersized for the area that it serves and should be replaced with larger size. The roadway is also in need of resurfacing due to its deteriorated condition as it was last resurfaced in 2001.

Current Status:
The project was awarded in July 2022 and is scheduled for completion in the fall of 2022.

Funding Sources	Account Number	Actuals		Budget	Amended Budget	Year End Estimate	Recommended Budget				
		FY2020	FY2021	FY2022	FY2022	FY2022	FY 2023	FY 2024	FY 2025	FY 2026	FY 2027
Water/Sewer Operating Revenues	5040.43730.101.444401	-	3,150	850,000	900,000	904,566	-	-	-	-	-
Total:			3,150	850,000	900,000	904,566	-	-	-	-	-

Expenditures											
Design & Construction Eng.	5040.43750.781.570707	-	3,150	25,000	75,000	61,650	-	-	-	-	-
Construction	5040.43750.781.570707	-	-	825,000	825,000	842,916	-	-	-	-	-
Total:		-	3,150	850,000	900,000	904,566	-	-	-	-	-

**Village of Oak Park
Water & Sewer Capital Project Sheet
2023 - 2027**

Project: Water and Sewer Main Improvements - South Blvd

Priority Code: A

Category: Infrastructure Improvements



Description:

This project includes the replacement of the water main and sewer main on South Boulevard from Home Avenue to Kenilworth Avenue due to the condition of the pipes and to increase sewer and water capacity. The project will also include the resurfacing of the South Blvd roadway which is in deteriorated condition, and reconstruction of the road under the Forest Avenue viaduct.

Justification:

The existing 9" combined sewer is in bad condition and is undersized. The existing 6" water main will be replaced with a 12" water main to improve fire flow to the commercial areas in the Pleasant District and DTOP. This project is in alignment with the Village Climate Ready Oak Park Plan Goal: DW03 - Reduce Non-Revenue Water Loss.

Current Status:

The design of the project is nearly complete and is intended to be bid in the fall of 2022 with construction in 2023.

Funding Sources	Account Number	Actuals		Budget	Amended Budget	Year End Estimate	Recommended Budget				
		FY2020	FY2021	FY2022	FY2022	FY2022	FY 2023	FY 2024	FY 2025	FY 2026	FY 2027
Water/Sewer Operating Revenues	5040.43730.101.444401	-	-	100,000	100,000	89,000	2,500,000	-	-	-	-
Total:		-	-	100,000	100,000	89,000	2,500,000	-	-	-	-
Expenditures											
Design (water)	5040.43730.777.570707	-	-	50,000	50,000	38,000	-	-	-	-	-
Construction & Const. Eng. (water)	5040.43730.777.570707	-	-	-	-	-	1,750,000	-	-	-	-
Design (sewer)	5040.43750.781.570707	-	-	50,000	50,000	51,000	-	-	-	-	-
Construction & Const. Eng. (sewer)	5040.43750.781.570707	-	-	-	-	-	750,000	-	-	-	-
Total:		-	-	100,000	100,000	89,000	2,500,000	-	-	-	-

**Village of Oak Park
Water & Sewer Capital Project Sheet
2023 - 2027**

Project: Water and Sewer Main Improvements -Thomas

Priority Code: N/A

Category: Infrastructure Improvements



Description:

This project includes the replacement of the deteriorating sewer main on Thomas from Grove to Oak Park Ave due to its failing condition and to improve its capacity and resurfacing the roadway which is in deteriorated condition.

Justification:

The sewer main on Thomas was inspected with televising and is in deteriorated condition with multiple failures and needs to be replaced. The roadway is also in need of reconstruction due to its deteriorated condition .

Current Status:

The project was awarded in July 2022 and is scheduled for completion in the late fall of 2022.

Funding Sources	Account Number	Actuals		Budget	Amended Budget	Year End Estimate	Recommended Budget				
		FY2020	FY2021	FY2022	FY2022	FY2022	FY 2023	FY 2024	FY 2025	FY 2026	FY 2027
Water/Sewer Operating Revenues	5040.43730.101.444401	-	3,150	900,000	950,000	1,384,686	-	-	-	-	-
Total:		-	3,150	900,000	950,000	1,384,686	-	-	-	-	-
Expenditures											
Design & Construction Eng.	5040.43750.781.570707	-	3,150	50,000	100,000	100,543	-	-	-	-	-
Construction	5040.43750.781.570707	-	-	850,000	850,000	1,284,143	-	-	-	-	-
Total:		-	3,150	900,000	950,000	1,384,686	-	-	-	-	-

**Village of Oak Park
Water & Sewer Capital Project Sheet
2023 - 2027**

Project: **Water and Sewer Vehicle Replacement**

Priority Code: **A**

Category: **Machinery and Equipment**



Description:

Replacement of Public Works Water and Sewer Division vehicles.

Justification:

The current equipment has been well used and is getting near the end of its useful life. The trade-in/resale will be impacted the longer it is in use. In order to operate most efficiently, newer, less worn efficient pieces of equipment are needed to keep the Water and Sewer Division the most productive it can be. The van and pick up were budgeted for, ordered and cancelled in 2020 due to covid 19. Rebuilding or refurbishing will be considered when appropriate. Staff will evaluate the feasibility and opportunity to transition to full electric vehicles for every purchase. Staff will present the Board with the possible option and cost in alignment with the Village Climate Ready Oak Park Plan Goal: TS01 - Reduce Vehicle Emissions.

Current Status:

Replacement Schedule:

2023 - 2005 Front end loader (\$250,000), 2012 Transit connect van (\$40,000), 2008 Chevy P/U w/plow (\$52,000), 2007 1 Ton dump w/plow (\$95,000), 2008 Dodge Sprinter Meter Service Van (\$80,000), Refurbish 2011 Backhoe (\$75,000) Note: Pick up truck ordered in 2022 with expected 2023 delivery. 2022 cost is \$24,345.00 budgeting 10% for the next year model as well as increased costs of manufacturing and transport. (\$26,780.00)
 2024 - 2016 Hybrid Fusion Admin car (\$36,000), 2012 Ford P/U w/plow (\$54,000), 2013 F550 Service truck (\$150,000), 2007 Rebuild Single axle dump w/plow& salter (\$150,000), 2012 Rebuild Tandem axle dump truck w/ plow (\$110,000)
 2025 - 2015 Backhoe (\$250,000), 1999 Portable air compressor (\$30,000), 2012 Rebuild Tandem axle dump truck w/ plow (\$120,000)

Funding Sources	Account Number	Actuals		Budget	Amended Budget	Year End Estimate	Recommended Budget				
		FY2020	FY2021	FY2022	FY2022	FY2022	FY 2023	FY 2024	FY 2025	FY 2026	FY 2027
Water/Sewer Operating Revenues	5040.43730.101.444401	-	-	50,000	50,000	2,500	488,780	350,000	400,000	300,000	220,000
Trade in/Sale		-	-	-	-	-	-	-	-	-	-
Total:		-	-	50,000	50,000	2,500	488,780	350,000	400,000	300,000	220,000
NONE											
Expenditures											
Vehicles - Water	5040.43730.777.570750	-	-	50,000	50,000	2,500	221,780	350,000	30,000	-	220,000
Vehicles - Sewer	5040.43750.781.570750	-	-	-	-	-	397,000	150,000	370,000	300,000	-
Trade in/Sale		-	-	-	-	-	-	-	-	-	-
Total:		-	-	50,000	50,000	2,500	618,780	500,000	400,000	300,000	220,000

**Village of Oak Park
Water & Sewer Capital Project Sheet
2023 - 2027**

Project: Water Meter Replacement

Priority Code: A

Infrastructure Improvements



Description:

This project provides for the replacement of water meters (the bottom brass component where the water flows through) and register heads (the top part that records the volume of water flowing through) that have become obsolete or malfunction to the latest technology. It is proposed to complete a comprehensive changeout of the remaining older meters/register heads to bring the entire metering system to an Advanced Metering Infrastructure (AMI). This account also provides funding for replacement of large meters or replacement of components in large meters that are identified as part of the large meter testing program (greater than 2"). In addition, this item also provides funding for water meters that are to be provided in new development or reconstruction. Meters in this category are paid for by the developer. This project would be completed in conjunction with the Advanced Metering Infrastructure shown on another program form.

Justification:

The Village maintains approximately 13,000 water meters serving its customers. Water meters and register heads can become inoperable or malfunction over time thus providing inaccurate readings, usually reading less than is actually going through the meter. It is imperative to maintain an accurate system of meter reading since this is the driver of the revenue for the fund and is one of the reasons for water loss. Meters are read monthly for commercial customers and quarterly for residential customers. Meters have an expected life of 15-20 years for accuracy purposes. This project is in alignment with the Village Climate Ready Oak Park Plan Goal: DW03 - Reduce Non-Revenue Water Loss.

Current Status:

In 2021 we proposed to begin replacing the meters and/or register heads that will provide for AMI. At the end of 2021 we began purchasing meters for installation. There was a carryover from 2021 of \$1,179,345.00 for Meter purchasing and installation. There are approximately 8,500 meters and/or register heads that would need to be changed. The program of replacing the meters began in 2022 and is expected to be completed by the end of the year. In addition the focus is on testing/replacing larger water meters. Future years will provide for replacing the meters that are obsolete or malfunction and continuation of the large meter program.

Funding Sources	Account Number	Actuals		Budget	Amended Budget	Year End Estimate	Recommended Budget				
		FY2020	FY2021	FY2022	FY2022	FY2022	FY 2023	FY 2024	FY 2025	FY 2026	FY 2027
Water/Sewer Operating Revenues	5040.43730.101.444401	56,595	122,396	2,300,000	3,479,345	3,479,345	150,000	150,000	150,000	150,000	150,000
Net Annual Total:		56,595	122,396	2,300,000	3,479,345	3,479,345	150,000	150,000	150,000	150,000	150,000
Expenditures											
Construction	5040.43730.777.570707	32,435	61,198	1,150,000	1,739,673	1,739,673	75,000	75,000	75,000	75,000	75,000
Construction	5040.43750.781.570707	24,160	61,198	1,150,000	1,739,673	1,739,673	75,000	75,000	75,000	75,000	75,000
Total:		56,595	122,396	2,300,000	3,479,345	3,479,345	150,000	150,000	150,000	150,000	150,000

**Village of Oak Park
Water & Sewer Capital Project Sheet
2023 - 2027**

Project: Water Distribution Leak Detection

Priority Code: A

Category: Machinery and Equipment



Description:

Data Loggers are a type of device that can help with Non-revenue water loss. These devices help in finding un-known leaks that do not surface throughout the distribution system. They are sensors that listen to noise throughout the pipe and check for abnormalities.

Justification:

Illinois Department of Natural Resources (IDNR) requires that Community Water Systems to have a non-revenue water (NRW) loss below 10%. If the Village goes above 10% NRW the Village is require to present a plan to IDNR to reduce the water loss. The Village's Non-revenue water loss is approximately 20% and this technology can help in reducing the NRW. This technology helps locate and detect leaks that go undetected. This project is in alignment with the Village Climate Ready Oak Park Plan Goal: DW03 - Reduce Non-Revenue Water Loss.

Current Status:

Project is expected to be bid out in the third quarter for a 6 month pilot program. Effectiveness of the dataloggers and cost will be re-evaluated at that point to determine if full implementation is warranted. Future budget estimates are based on full implementation over 2 years and support services thereafter.

Funding Sources	Account Number	Actuals		Budget	Amended Budget	Year End Estimate	Recommended Budget				
		FY2020	FY2021	FY2022	FY2022	FY2022	FY 2023	FY 2024	FY 2025	FY 2026	FY 2027
Water/Sewer Operating Revenues	5040.43730.101.444401	-	-	500,000	500,000	200,000	550,000	550,000	60,000	60,000	60,000
Total:		-	-	500,000	500,000	200,000	550,000	550,000	60,000	60,000	60,000
Expenditures											
Construction	5040.43730.777.570707	-	-	500,000	500,000	200,000	550,000	550,000	60,000	60,000	60,000
Total:		-	-	500,000	500,000	200,000	550,000	550,000	60,000	60,000	60,000

**Village of Oak Park
Water & Sewer Capital Project Sheet
2023 - 2027**

Washington Boulevard Resurfacing

Priority Code: F

Category: Infrastructure Improvements



Description:

Washington Blvd is an unmarked State Highway under IDOT jurisdiction. IDOT currently does not include the resurfacing of Washington in their 5-year plan but it was last resurfaced in 1999 and will eventually need to be resurfaced. The Village would include a separate locally funded water main project prior to the resurfacing to add a new 8" water main from Clinton to Kenilworth and replacing the old 6" water mains from East Ave to Ridgeland and Humphrey to Austin to improve fire flows in the area.

Justification:

Washington Boulevard was last resurfaced in 1999 and will eventually need to be resurfaced. There is planned water main improvements on Washington that would be best constructed in coordination with any IDOT resurfacing project to save costs for restoring the roadway.

Current Status:

The project is currently shown for design in 2026 and construction in 2027. Future Capital Improvement Plans will be updated once staff gets better information from IDOT on any schedule for their resurfacing of Washington Blvd.

Funding Sources	Account Number	Actuals		Budget	Amended Budget	Year End Estimate	Recommended Budget					
		FY2020	FY2021	FY2022	FY2022	FY2022	FY 2023	FY 2024	FY 2025	FY 2026	FY 2027	
5040 Fund Revenues	5040.43730.101.444401	-	-	-	-	-	-	-	-	-	150,000	2,000,000
Total:		-	-	-	-	-	-	-	-	-	150,000	2,000,000
Expenditures												
Design (Water Main)	5040.43730.777.570707	-	-	-	-	-	-	-	-	-	150,000	-
Construction (Water Main)	5040.43730.777.570707	-	-	-	-	-	-	-	-	-	-	2,000,000
Total:		-	-	-	-	-	-	-	-	-	150,000	2,000,000

**Village of Oak Park
Water & Sewer Capital Project Sheet
2023 - 2027**

Project: Water Meter Valve Abandonment - Austin & Roosevelt Priority Code: N/A Category: Infrastructure Improvements



Description:

There is an existing emergency water interconnection with the City of Chicago in a meter vault at Austin and Roosevelt. The meter vault is starting to fail and the old meters can also give erroneous readings. The project involves the City disconnection and capping their water main and the Village filling the meter vault in the roadway and restoring the pavements. Work will be completed as part of the 2024 Austin Boulevard sewer project.

Justification:

The roof and lid of the water vault are failing and will need to be repaired, replaced, or abandoned. The existing meters and valves in the vault are old and likely inoperable. The Village no longer needs this emergency interconnection and has abandoned the water distribution piping past this meter vault. The existing piping may also leak which could be billed water usage that the Village would need to pay.

Current Status:

The Village bid the project in the summer of 2022. Pricing came in substantially over the budgeted amount with a low bid of approximately \$150,000 plus approximately \$32,000 in costs with the City of Chicago for their work. The project will be deferred until 2024 and included with the Austin sewer improvement project to save costs.

Funding Sources	Account Number	Actuals		Budget	Amended Budget	Year End Estimate	Recommended Budget				
		FY2020	FY2021	FY2022	FY2022	FY2022	FY 2023	FY 2024	FY 2025	FY 2026	FY 2027
Water/Sewer Operating Revenues	5040.43730.101.444401	-	-	100,000	100,000	-	-	-	-	-	-
Total:		-	-	100,000	100,000	-	-	-	-	-	-
Expenditures											
Construction	5040.43730.776.570707	-	-	100,000	100,000	-	-	-	-	-	-
Total:		-	-	100,000	100,000	-	-	-	-	-	-

**Village of Oak Park
Water & Sewer Capital Project Sheet
2023 - 2027**

Project: Water Valve Replacement Program

Priority Code: A

Category: Infrastructure Improvements



Description:

Work consists of replacement of inoperable, partly operable or leaking water main valves.

Justification:

Fully operable water main valves allow for the isolation of the smallest section possible of the distribution system in the event of a water main break. Valves stuck in the closed position can create areas of poor fire flows and lower drinking water quality.

Current Status:

This is an ongoing program that is prioritized based on size and need. The Water Department will be exercising all of the Village's water valves throughout our entire system, to verify if they are operational. The Village's water department expects to find many valves that are broken close or inoperable due to their age. The 2022 project was awarded in July of 2022 and is anticipated to be completed in the fall of 2022. This project is in alignment with the Village Climate Ready Oak Park Plan Goal: DW03 - Reduce Non-Revenue Water Loss.

Funding Sources	Account Number	Actuals		Budget	Amended Budget	Year End Estimate	Recommended Budget				
		FY2020	FY2021	FY2022	FY2022	FY2022	FY 2023	FY 2024	FY 2025	FY 2026	FY 2027
Water/Sewer Operating Revenues	5040.43730.101.444401	115,878	120,539	150,000	150,000	150,000	150,000	150,000	150,000	150,000	150,000
Total:		115,878	120,539	150,000	150,000	150,000	150,000	150,000	150,000	150,000	150,000
Expenditures											
Construction (Water Flushing Installation)	5040.43730.776.570707	-	-	-	-	-	-	-	-	-	-
Construction (Water Valve Replacement)	5040.43730.777.570707	115,878	120,539	150,000	150,000	150,000	150,000	150,000	150,000	150,000	150,000
Total:		115,878	120,539	150,000	150,000	150,000	150,000	150,000	150,000	150,000	150,000

**Village of Oak Park
Water & Sewer Capital Project Sheet
2023 - 2027**

Project: Central Pumping Station PLC Upgrade

Priority Code: A

Category: Infrastructure Improvements



Description:

Work consists of replacement of current Programmable Logic Controller (PLC) and enclosure. Work includes parts and labor to install and program equipment.

Justification:

Current PLC is obsolete and discontinued by Manufacturer. Replacement parts are scarce and can only be found at premium costs on online purchasing websites, such as eBay and Amazon; moreover, majority of parts found on these websites are refurbished and integrity cannot be confirmed. Current enclosure is too small for the equipment it houses, servicing equipment in current enclosure has proven to be very difficult.

Current Status:

New PLC is will not be compatible with the current Variable Frequency Drives (VFD) upgrades being done this year. Work must be completed after VFD installation 2022

Funding Sources	Account Number	Actuals		Budget	Amended Budget	Year End Estimate	Recommended Budget				
		FY2020	FY2021	FY2022	FY2022	FY2022	FY 2023	FY 2024	FY 2025	FY 2026	FY 2027
Water/Sewer Operating Revenues	5040.43730.101.444401	-	-	-	-	-	75,000	-	-	-	-
Total:		-	-	-	-	-	75,000	-	-	-	-
Expenditures											
Construction (Installation/ Programming	5040.43730.776.570707	-	-	-	-	-	75,000	-	-	-	-
Total:		-	-	-	-	-	75,000	-	-	-	-

**Village of Oak Park
Capital Improvement Fund Project Sheet
2023 - 2027**

Project: Resurfacing of Various Streets and Parking Lots

Priority Code: A

Category: Infrastructure Improvements



Description:

This annual project consists of resurfacing and reconstructing local streets and resurfacing Village owned on-street and off-street parking lots.

Justification:

Local streets should be resurfaced every 15-20 years to maintain the deeper layers of asphalt, concrete or stone bases. Streets already deteriorated need to be reconstructed with deeper layers of asphalt or new base courses to restore their structural integrity. Staff will pursue grant opportunities for installing permeable pavement on deteriorated roads marked for reconstruction in alignment with Climate Action Goal GI03 to invest in green infrastructure and reduce the number of impervious surfaces in the Village.

Current Status:

The FY2020 Budget was reduced from \$1,000,000 to \$250,000 for local street resurfacing plus funds to close out prior years' projects and the FY2021 Budget was reduced to only include CDBG funds for local street resurfacing plus funds to close out prior years' projects due to COVID. The 2022 project includes using \$1.75M in State DCEO grant funds. The Village will front the costs and be reimbursed by the State. Projects on this sheet do not include the use of sustainable materials beyond what is typically used for these types of projects. Should the Village Board direct the use of additional sustainable materials, costs for these items are proposed to be funded using the Sustainability Fund.

Funding Sources	Account Number	Actuals		Budget	Budget	Estimate	Recommended Budget				
		FY 2020	FY 2021	FY 2022	FY2022	FY 2022	FY2023	FY 2024	FY 2025	FY 2026	FY 2027
CDBG Grant Revenue	2083.46201.101.431400	93,419	374,880	400,000	576,500	576,500	384,843	400,000	400,000	400,000	400,000
5040 Fund Revenues	5040.43730.101.444401	-	-	208,887	208,887	208,887	-	-	-	-	-
5060 Fund Revenues	5060.43770.101.422481	-	-	86,300	86,300	86,300	-	-	-	-	-
Main Capital Fund Revenues	Various	82,254	60,240	1,882,000	2,786,931	2,786,931	2,220,000	2,424,000	2,424,000	2,424,000	2,424,000
State DCEO Grant Revenue	3095.43780.101.431400	-	-	1,652,000	1,652,000	1,750,000	-	-	-	-	-
Grant Revenues (Reimbursement State Funded Project 2014)		-	-	-	-	60,000	-	-	-	-	-
Total:		175,673	435,120	4,229,187	5,310,618	5,468,618	2,604,843	2,824,000	2,824,000	2,824,000	2,824,000

Expenditures

Construction (CDBG)	2083.46201.668.583651	93,419	374,880	400,000	576,500	576,500	384,843	400,000	400,000	400,000	400,000
Surveying	3095.43780.101.570706	-	-	40,000	40,000	40,000	40,000	40,000	40,000	40,000	40,000
Construction Engineering	3095.43780.101.570706	-	24,964	-	-	-	-	-	-	-	-
Design	3095.43780.101.570951	-	-	190,000	190,000	124,000	-	192,000	192,000	192,000	192,000
Construction Engineering	3095.43780.101.570951	-	-	152,000	152,000	127,110	180,000	192,000	192,000	192,000	192,000
Construction (Resurfacing)	3095.43780.101.570951	82,254	35,276	1,500,000	2,404,931	2,495,821	2,000,000	2,000,000	2,000,000	2,000,000	2,000,000
Construction (Water Main)	5040.43730.777.570707	-	-	208,887	208,887	208,887	-	-	-	-	-
Construction (Parking Lots)	5060.43770.787.570707	-	-	86,300	86,300	86,300	-	-	-	-	-
Total:		175,673	435,120	2,577,187	3,658,618	3,658,618	2,604,843	2,824,000	2,824,000	2,824,000	2,824,000