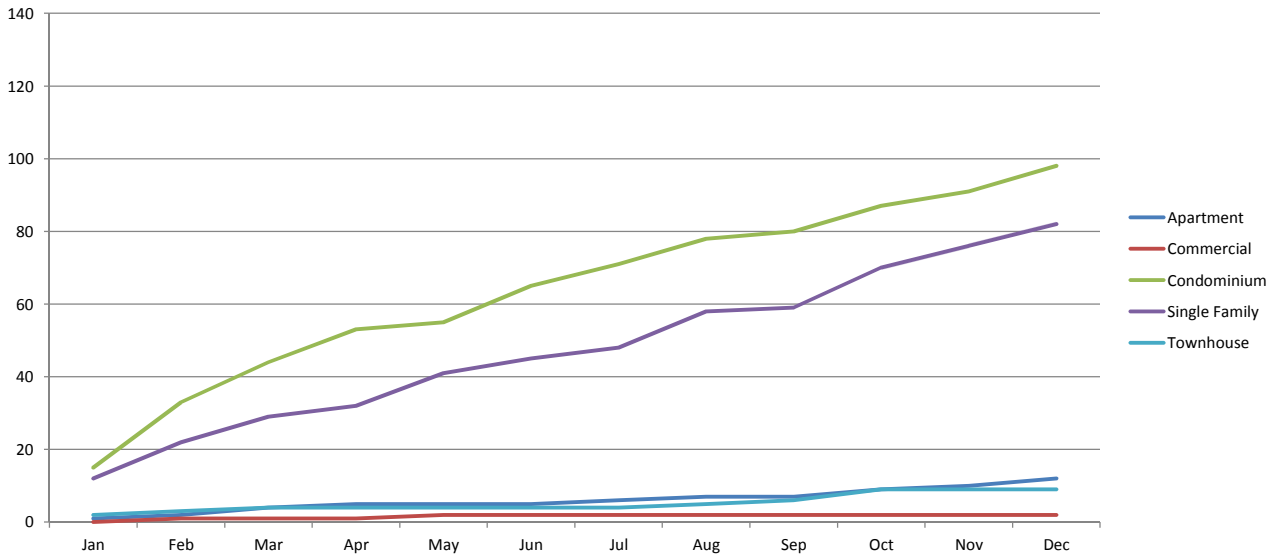
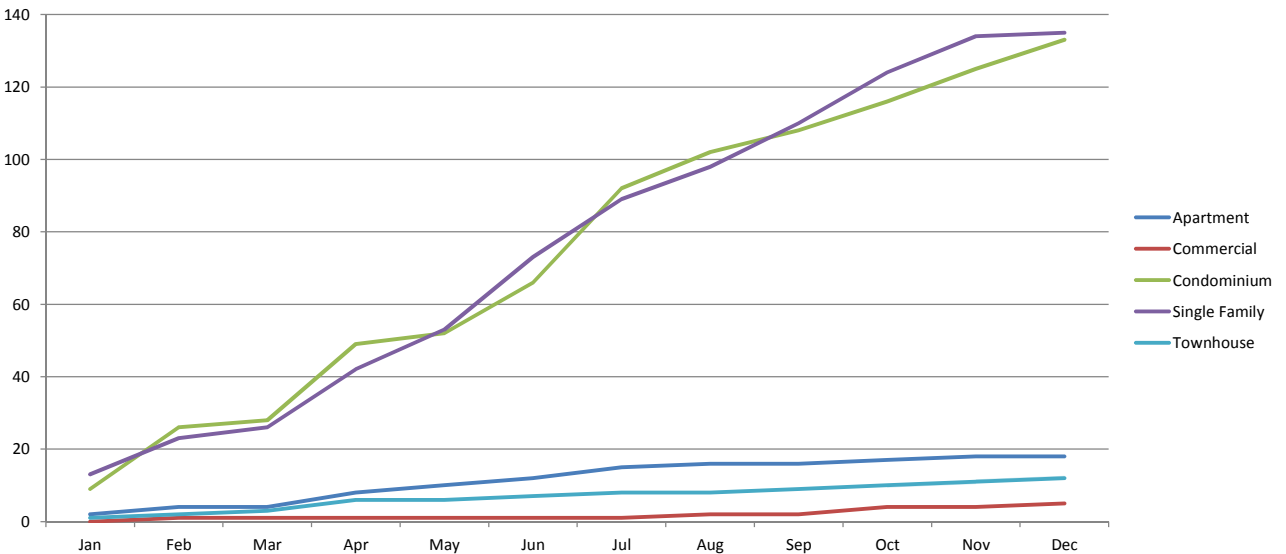


### 2013 Monthly Foreclosure Filings



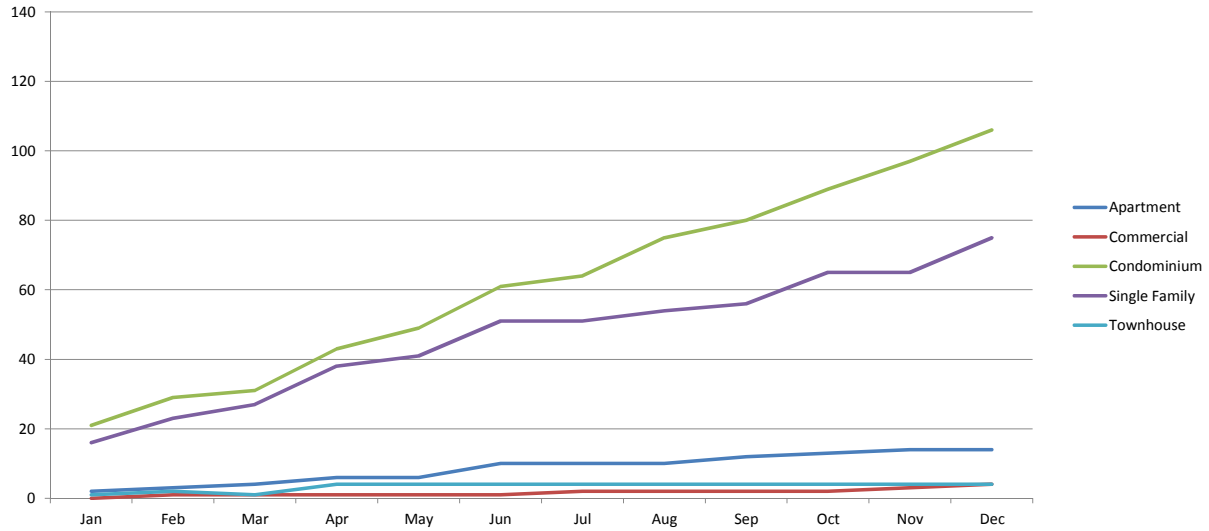
	Jan	Feb	Mar	Apr	May	Jun	Jul	Aug	Sep	Oct	Nov	Dec	Total
Apartment	1	1	2	1	0	0	1	1	0	2	1	2	12
Commercial	0	1	0	0	1	0	0	0	0	0	0	0	2
Condominium	15	18	11	9	2	10	6	7	2	7	4	7	98
Single Family	12	10	7	3	9	4	3	10	1	11	6	6	82
Townhouse	2	1	1	0	0	0	0	1	1	3	0	0	9
<b>Total</b>	<b>30</b>	<b>31</b>	<b>21</b>	<b>13</b>	<b>12</b>	<b>14</b>	<b>10</b>	<b>19</b>	<b>4</b>	<b>23</b>	<b>11</b>	<b>15</b>	<b>203</b>

### 2012 Monthly Foreclosure Filings



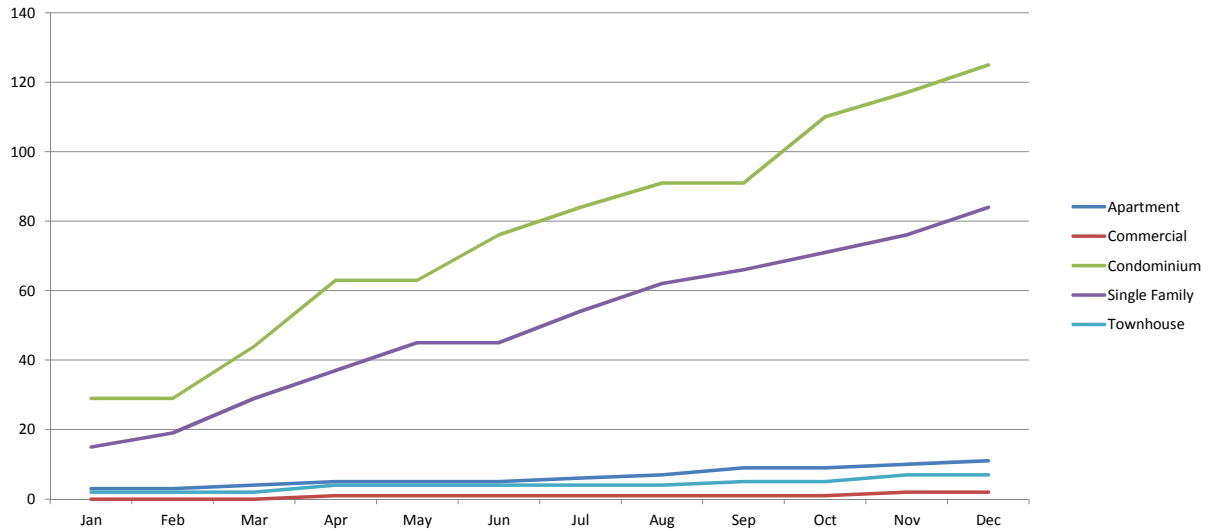
	Jan	Feb	Mar	Apr	May	Jun	Jul	Aug	Sep	Oct	Nov	Dec	Total
Apartment	2	2	0	4	2	2	3	1	0	1	1	0	18
Commercial	0	1	0	0	0	0	0	1	0	2	0	1	5
Condominium	9	17	2	21	3	14	26	10	6	8	9	8	133
Single Family	13	10	3	16	11	20	16	9	12	14	10	1	135
Townhouse	1	1	1	3	0	1	1	0	1	1	1	1	12
<b>Total</b>	<b>25</b>	<b>31</b>	<b>6</b>	<b>44</b>	<b>16</b>	<b>37</b>	<b>46</b>	<b>21</b>	<b>19</b>	<b>26</b>	<b>21</b>	<b>11</b>	<b>303</b>

### 2013 Monthly Foreclosure Sales



	Jan	Feb	Mar	Apr	May	Jun	Jul	Aug	Sep	Oct	Nov	Dec	Total
Apartment	2	1	1	2	0	4	0	0	2	1	1	0	14
Commercial	0	1	0	0	0	0	1	0	0	0	1	1	4
Condominium	21	8	2	12	6	12	3	11	5	9	8	9	106
Single Family	16	7	4	11	3	10	0	3	2	9	5	5	75
Townhouse	1	1	0	3	0	0	0	0	0	0	0	0	5
<b>Total</b>	<b>40</b>	<b>18</b>	<b>7</b>	<b>28</b>	<b>9</b>	<b>26</b>	<b>4</b>	<b>14</b>	<b>9</b>	<b>19</b>	<b>15</b>	<b>15</b>	<b>204</b>

### 2012 Monthly Foreclosure Sales



	Jan	Feb	Mar	Apr	May	Jun	Jul	Aug	Sep	Oct	Nov	Dec	Total
Apartment	3	0	1	1	0	0	1	1	2	0	1	1	11
Commercial	0	0	0	1	0	0	0	0	0	0	1	0	2
Condominium	29	0	15	19	0	0	8	7	0	19	7	8	112
Single Family	15	4	10	8	8	13	9	8	4	5	5	8	97
Townhouse	2	0	0	2	0	0	0	0	1	0	2	0	7
<b>Total</b>	<b>49</b>	<b>4</b>	<b>26</b>	<b>31</b>	<b>8</b>	<b>13</b>	<b>18</b>	<b>16</b>	<b>7</b>	<b>24</b>	<b>16</b>	<b>17</b>	<b>229</b>