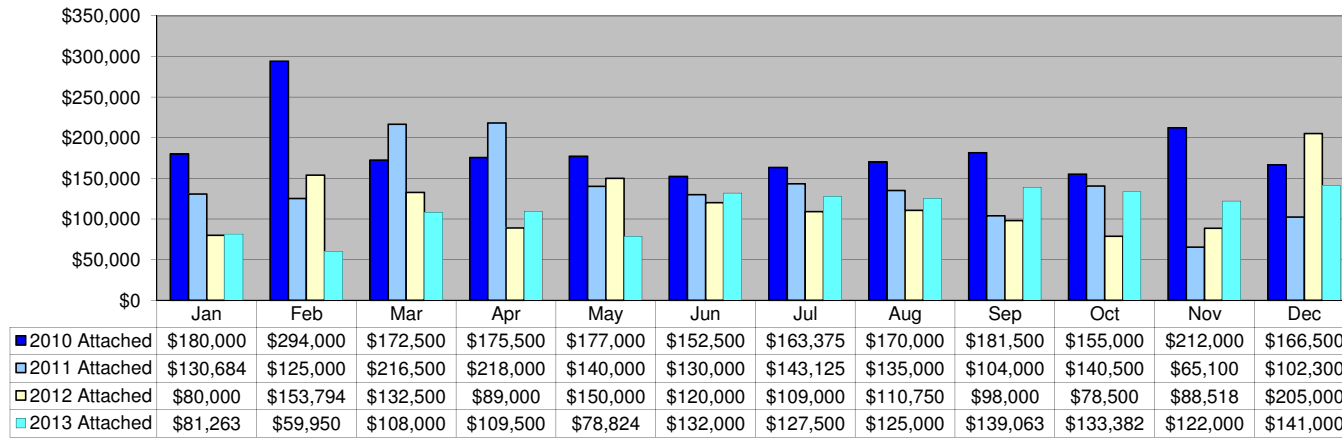


Cumulative Totals

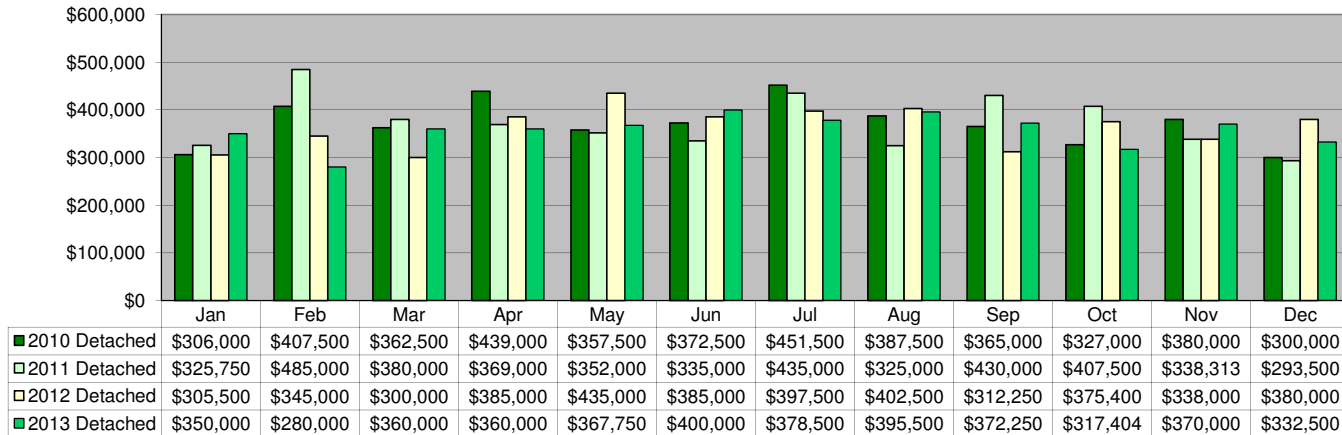
Month		2011	2012	2013	% Change 2011 - 2012	% Change 2012 - 2013
January YTD	No. of Sales	27	37	60	37.04%	62.16%
	Total Sales \$	\$6,641,084	\$9,596,783	\$15,378,354	44.51%	60.24%
	Real Estate Transfer Tax	\$53,160	\$77,136	\$123,112	45.10%	59.60%
February YTD	No. of Sales	53	64	111	20.75%	73.44%
	Total Sales \$	\$15,095,834	\$18,639,358	\$25,360,925	23.47%	36.06%
	Real Estate Transfer Tax	\$120,800	\$149,496	\$203,040	23.75%	35.82%
March YTD	No. of Sales	81	113	178	39.51%	57.52%
	Total Sales \$	\$22,921,744	\$31,411,084	\$43,824,441	37.04%	39.52%
	Real Estate Transfer Tax	\$183,432	\$251,736	\$353,920	37.24%	40.59%
April YTD	No. of Sales	130	182	271	40.00%	48.90%
	Total Sales \$	\$37,786,778	\$51,356,525	\$74,475,524	35.91%	45.02%
	Real Estate Transfer Tax	\$302,384	\$411,368	\$598,492	36.04%	45.49%
May YTD	No. of Sales	195	261	395	33.85%	51.34%
	Total Sales \$	\$54,742,778	\$78,838,102	\$106,959,091	44.02%	35.67%
	Real Estate Transfer Tax	\$438,096	\$631,294	\$858,804	44.10%	36.04%
June YTD	No. of Sales	254	343	511	35.04%	48.98%
	Total Sales \$	\$72,361,278	\$105,783,333	\$143,816,666	46.19%	35.95%
	Real Estate Transfer Tax	\$579,096	\$846,914	\$1,153,788	46.25%	36.23%
July YTD	No. of Sales	308	420	623	36.36%	48.33%
	Total Sales \$	\$92,322,153	\$131,612,245	\$178,494,224	42.56%	35.62%
	Real Estate Transfer Tax	\$738,824	\$1,053,606	\$1,431,340	42.61%	35.85%
August YTD	No. of Sales	350	500	738	42.86%	47.60%
	Total Sales \$	\$103,682,353	\$158,493,301	\$214,638,094	52.86%	35.42%
	Real Estate Transfer Tax	\$829,752	\$1,269,013	\$1,720,574	52.94%	35.58%
September YTD	No. of Sales	382	561	802	46.86%	42.96%
	Total Sales \$	\$113,850,228	\$173,431,251	\$232,691,938	52.33%	34.17%
	Real Estate Transfer Tax	\$911,112	\$1,388,533	\$1,864,608	52.40%	34.29%
October YTD	No. of Sales	420	622	880	48.10%	41.48%
	Total Sales \$	\$124,320,908	\$190,935,671	\$254,723,586	53.58%	33.41%
	Real Estate Transfer Tax	\$994,936	\$1,528,633	\$2,040,728	53.64%	33.50%
November YTD	No. of Sales	450	680	938	51.11%	37.94%
	Total Sales \$	\$132,267,733	\$205,383,578	\$272,127,483	55.28%	32.50%
	Real Estate Transfer Tax	\$1,058,560	\$1,644,281	\$2,182,248	55.33%	32.72%
December YTD	No. of Sales	479	726	996	51.57%	37.19%
	Total Sales \$	\$139,191,933	\$221,095,600	\$290,279,329	58.84%	31.29%
	Real Estate Transfer Tax	\$1,113,984	\$1,770,025	\$2,326,960	58.89%	31.46%

Monthly Median Residential Real Estate Sales 2010-2013

Attached Dwellings

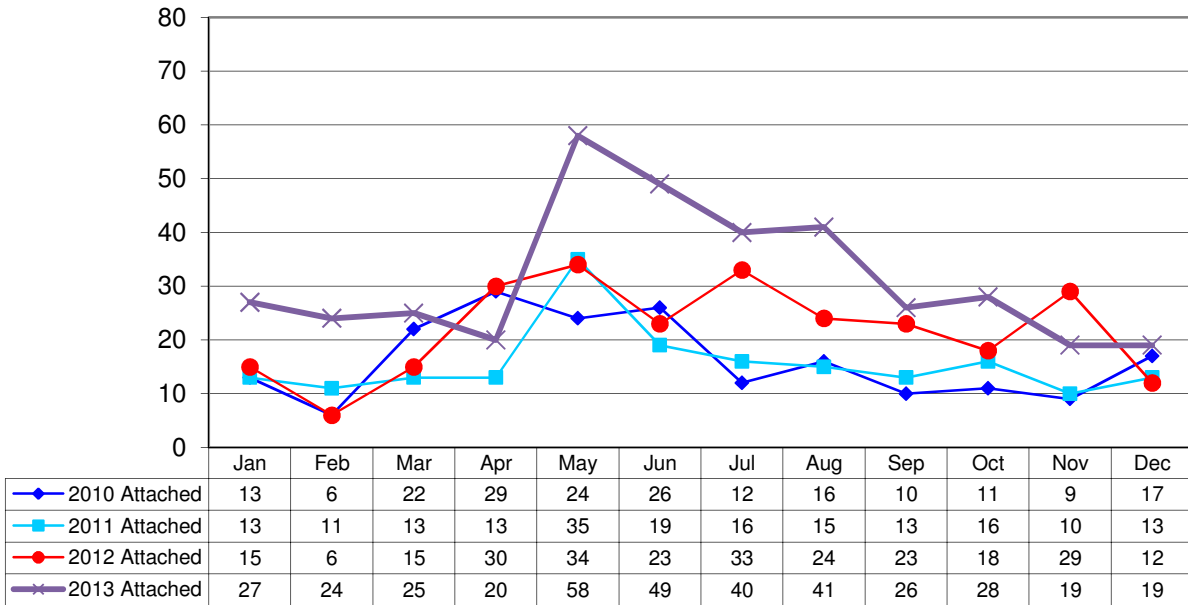


Detached Dwellings



Monthly Residential Real Estate Sales 2010-2013

Attached Dwellings



Detached Dwellings

