



Liquor Tax Collection

2018 through 2023

Totals and Trends

Liquor Tax Collection – Information Overview

- **Oak Park Liquor Tax Requirement & Payment**
- **Total Liquor Tax Collection**
- **Restaurant (Class A, B & D Categories) Liquor Tax Collection**
- **Package (Class C Category) Liquor Tax Collection**
- **Package Category Compared to Restaurant Categories Tax Collection Trends**
- **Trend Summary**
- **Questions?**



Oak Park Liquor Tax Requirement & Payment

Liquor Tax Requirement & Payment

- By Oak Park Ordinance, our local liquor tax is **3%**.
- Liquor license holders that are required to pay the tax report net taxable receipts from sales of liquor and that amount is multiplied x .03.
- Payments to the Village are required monthly and can be made in person or on-line, with a significant majority paid on-line.
- There is a penalty for paying late.
- Liquor tax payers, not license holders, equaled **70** in 2018, **63** in 2022 and currently in 2023, equal **63**.



Total Liquor Tax Collection

Total Liquor Tax Collection

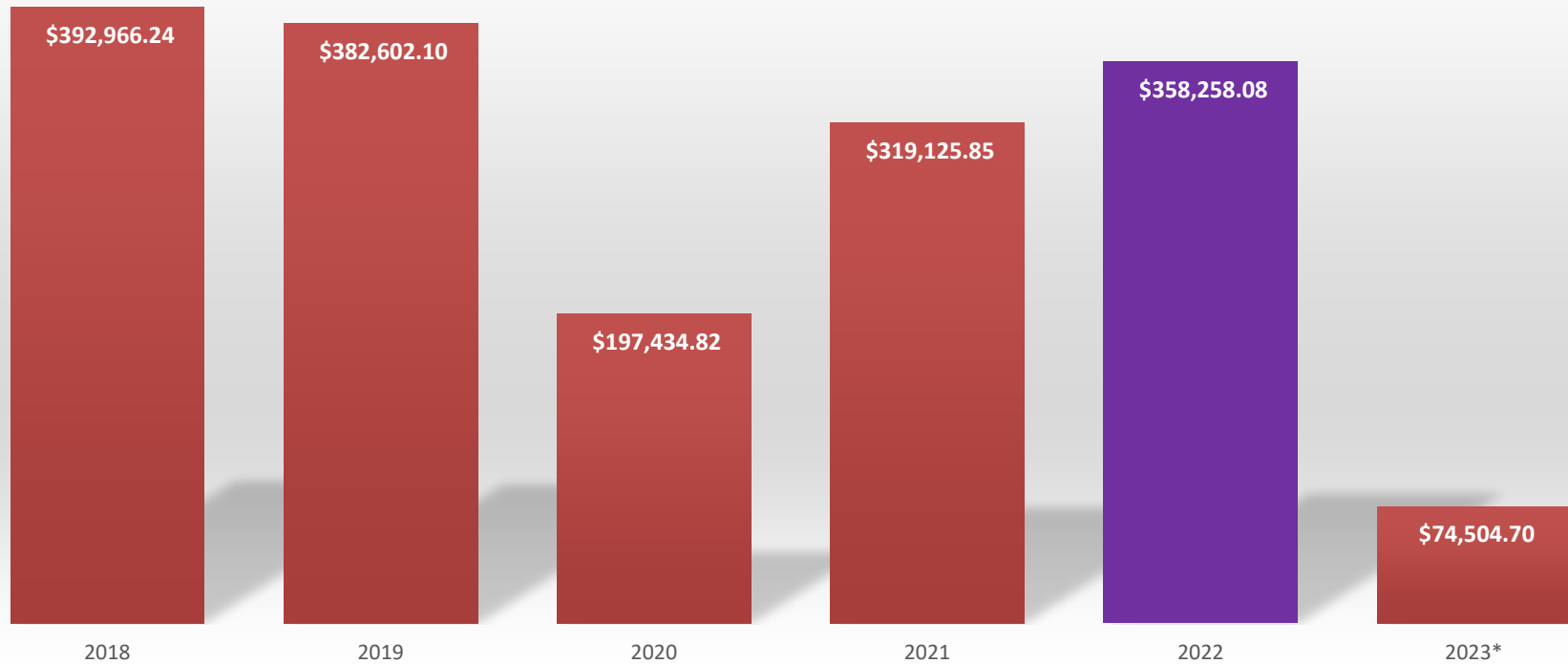




Restaurant (Class A, B & D Categories)
Liquor Tax Collection

Restaurant Liquor Tax Collection

Restaurant (Class A, B + D) Liquor Tax Collection 2018-2023



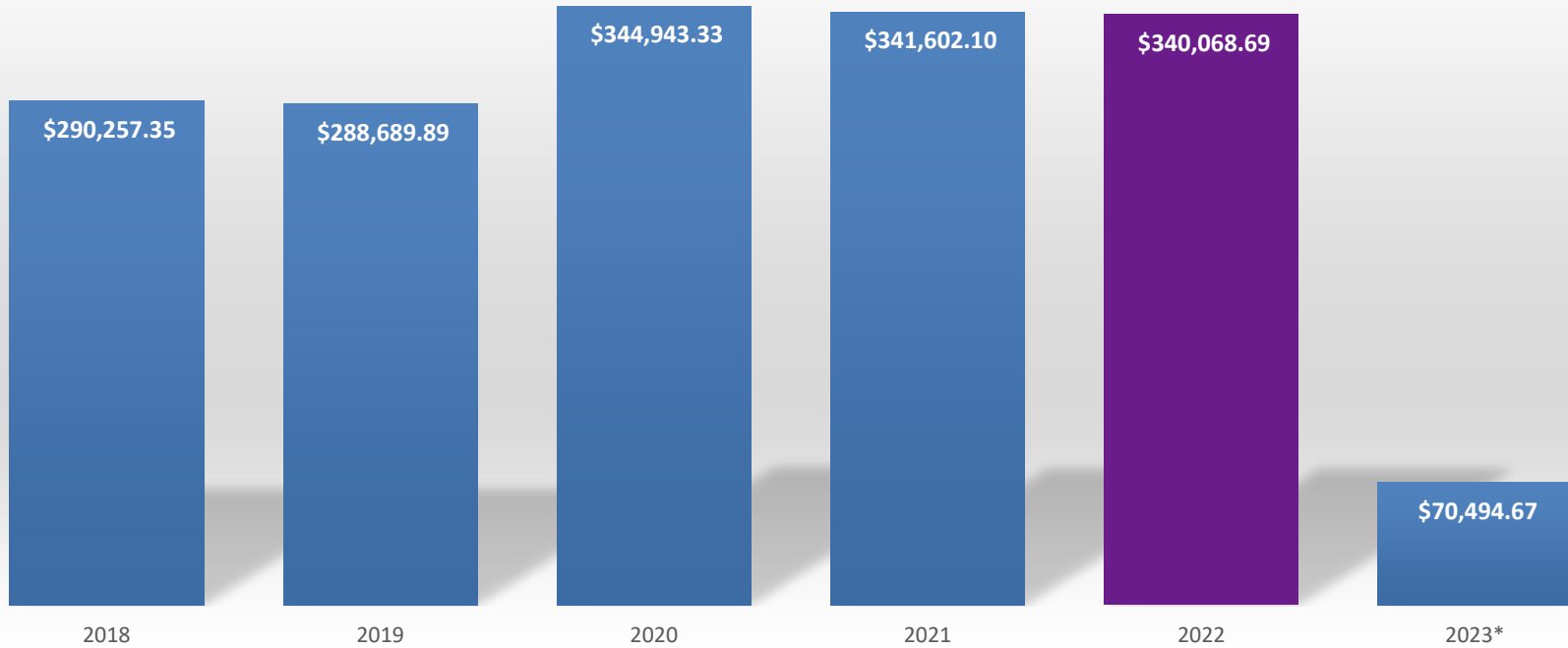


Package (Class C Category)

Liquor Tax Collection

Package Liquor Tax Collection

Package (Class C) Liquor Tax Collection 2018-2023

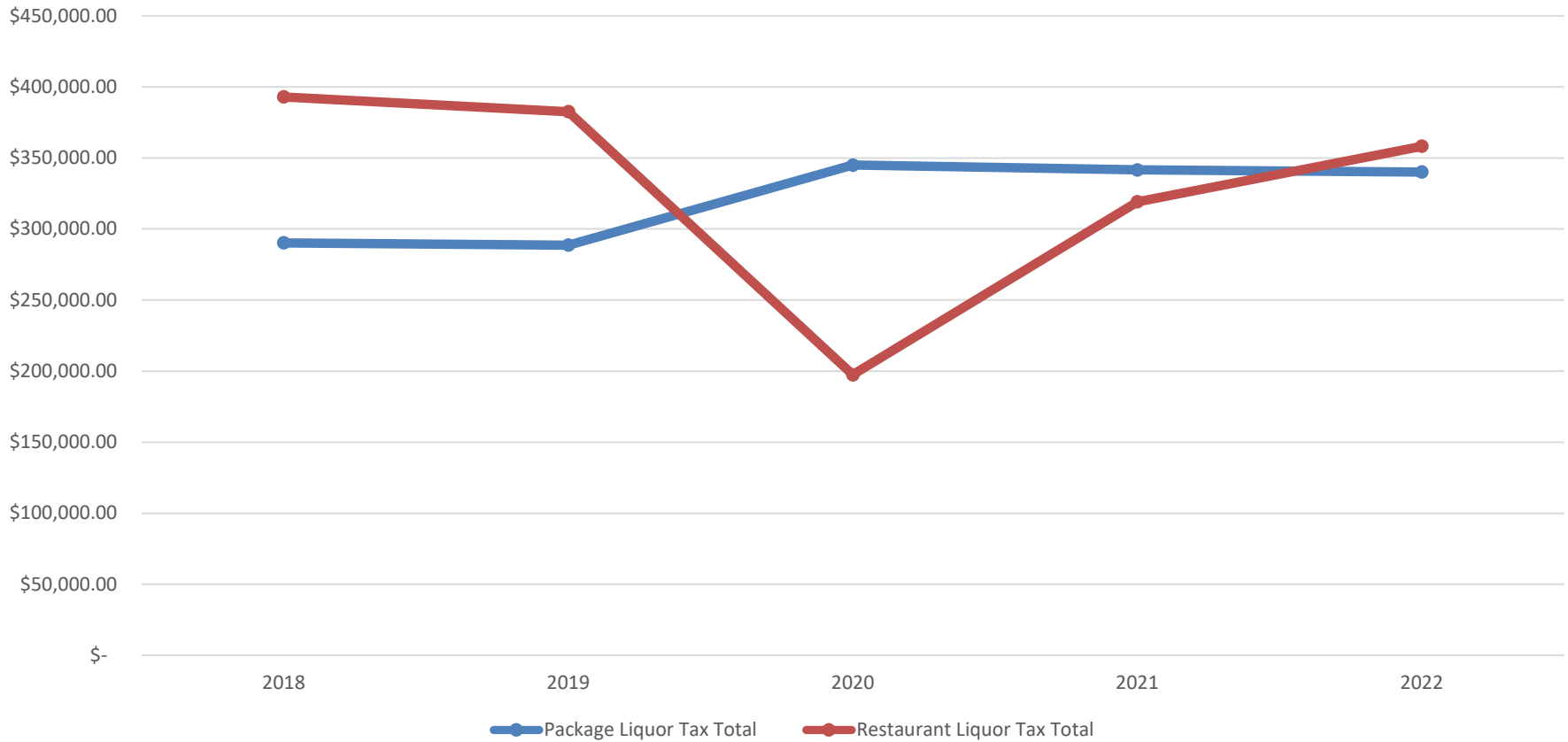




**Package (Class C) Category
Compared to Restaurant
Categories (Classes A, B &
D) Tax Collection Trends**

Package Compared to Restaurant Trends

Package (Class C) Compared to Restaurant (Classes A, B & D) Liquor Tax Collection Trends





Trend Summary

Trend Summary

- Liquor tax payers equaled 70 in 2018, 63 in 2022 and 63 in 2023. **Staff expects the growth in the number of new liquor tax payers in 2023 to be approximately 6.**
- Overall liquor tax collections were the highest ever in 2022. 2.2% increase over 2018 totals.
- Restaurant liquor tax collections were down 8.8% in 2022 compared to 2018 sales **but growth is on a positive, multi-year trajectory.**
- Package sales held steady in 2022 compared to high water mark years of 2020 and 2021. 2022 tax collection numbers were 17.2% higher than 2018 totals.



Questions?